




turbo **SERVICE PARTS LIST**
esprit **U.S.A.**



Lotus Cars Limited
Norwich, Norfolk, NR14 8EZ, England. Telex 97401
Telephone: (0953) 606000 Telefax: (0953) 606884

Part Number D082T0325Z
© Lotus Cars Ltd., 1986.

Updated 2nd February 2015

INDEX

<u>Function Code</u>	<u>Contents</u>	<u>Function Code</u>	<u>Contents</u>
10.00	<u>BODY STRUCTURE</u>	15.01A	Roof Trim, Mirror, Sun Visors
10.01A	Body Repair Sections, Front	15.11A	Rear Bulkhead Trim
10.02A	Body Repair Sections, Rear	15.13A	Door Trim
10.05A	Seat Belt Mounting Beam, Scuttle Beam	15.19A	Tunnel Trim, G/Lever Lower Gaiter
	Jacking Plates, Speaker Bins	15.23A	Rear Lamp Internal Covers, Infill Panels
10.07A	Headlamp Pods, Pod Pivots	15.24A	Rear Logg. Compartment Carpet
10.09A	Front Bonnet & Release Mechanism	15.30A	Passenger Compartment Carpet, H/ Brake Gaiter
10.11A	Tailgate & Release Mechanism	16.00	<u>SOUND INSULATION</u>
10.13A	('Carb') Engine Compartment	16.01A	Passenger Compartment Insulation
10.13B	(H.C.I.) Engine Compartment	16.02A	Body Underside Insulation
10.15A	Door Shell, Door Beam, Hinge Post	17.00	<u>ELECTRICAL</u>
10.17A	Door Handles, Lock Mechanism, Striker Post	17.01A	Harnesses & Leads
10.23A	Bumpers, Sills, Valence, Spoiler	17.03A	('Carb') Relays, Delay Units, Horns
11.00	<u>GLAZING, DOOR WEATHERSTRIPS, WINDOW LIFT</u>	17.03B	(H.C.I.) Relays, Delay Units, Horns
11.01A	Glass, Finishers, Door Weatherstrips	17.05A	Switches, Fibre Optics
11.02A	Door Window Frame, Lift Mechanism	17.07A	Instruments, Tell Tale Lamps
11.05A	'Glass Roof' (Special Edition)	17.09A	Speedo Cable, Oil/Boost Pipes
11.05B	'Removable' Roof	17.11A	Exterior Lamps except Headlamps
12.00	<u>EXTERIOR HARDWARE & TRIMS</u>	17.13A	Headlamps & Surrounds
12.01A	Capping Rails, Air Scoops, 'B' Post Finishers	17.15A	Headlamp Lift Mechanism
	Wind Deflector	17.17A	Interior Lamp, Buzzer, Inertia Switch
12.05A	Waistband Finisher, Decals	17.21A	Windscreen Wiper & Washer
12.09A	Door Mirrors	17.27A	Speakers, Aerial
13.00	<u>SEATS & SEAT BELTS</u>	17.29A	Suppression Devices
13.01A	Seat Runners	17.31A	Battery, Battery Cables
13.07A	Seat Frame & Suspension	17.33A	(Special Edition) Alarm System
13.09A	Seat Foams & Backboard	18.00	<u>HEATER/AIR CONDITIONING</u>
13.11A	Trimmed Seats, Trimmed Backboard	18.02A	Heater A/C Casing
13.27A	Seat Belts, Reel Cover	18.03A	Air Conditioning Plumbing
14.00	<u>PEDAL BOX & FACIA</u>	18.05A	Heater Plumbing
14.01A	Pedal Box & Pedals, Throttle & Choke Cables	18.07A	Blower Motors
14.05A	Facia Trimmed Panels, Column Shroud	18.09A	Mechanically Operated Parts & Controls
14.07A	Binnacle Instrument Panels & Masks	18.11A	Vacuum Operated Parts & Controls
14.08A	Centre Console, Light Box, G/Lever Gaiter	18.13A	Trunking, Vents, Fan Scrolls, Intake Ducts
14.10A	Trimmed Instrument Binnacle	19.00	<u>LABELS</u>
14.12A	Glovebox	19.01A	Labels, Cautions & Warnings
15.00	<u>INTERIOR TRIM</u>	30.00	<u>CHASSIS</u>
		30.01A	Chassis Frame

TULAAE

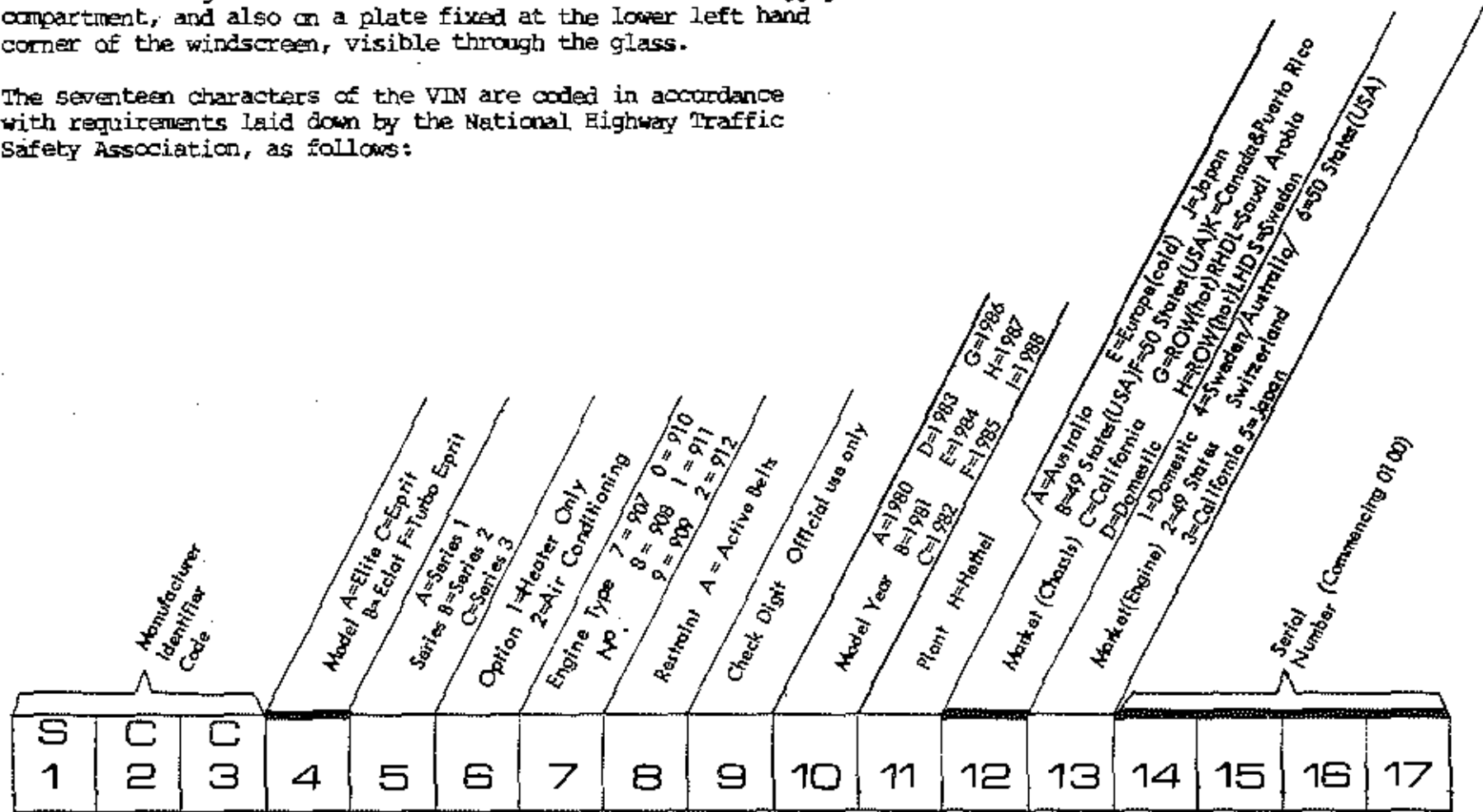
INDEX

<u>Function Code</u>	<u>Contents</u>	<u>Function Code</u>	<u>Contents</u>
31.00	<u>SUSPENSION</u>	42.01A	('Carb') Diffuser, Plenum, Airbox, Eng. Bay Vent
31.01A	(Prior '85 M.Y.) Front Suspension	42.01B	(H.C.I.) Diffuser, Plenum, Airbox, Eng. Bay Vent
31.01B	(1985 M.Y. On) Front Suspension	42.02A	('Carb') Diffuser Shut Off Valve
31.03A	Rear Suspension	42.03A	('Carb') Carb. Assys. P.R.V. Solenoids
32.00	<u>STEERING</u>	42.04A	('Carb') Carb. Internal Components
32.01A	Steering Rack Assembly & Mountings	42.05A	(H.C.I.) Fuel Injection Components
32.05A	Column, Lock, Wheel	42.07A	('Carb') Inlet Manifold
33.00	<u>BRAKES</u>	42.07B	(H.C.I.) Inlet Manifold
33.01A	(Prior '85 M.Y.) Calipers & Discs	43.00	<u>EMISSION EQUIPMENT</u>
33.01B	(1985 M.Y. On) Calipers & Discs	43.01A	('Carb') Air Pump, Air Rail, Hoses
33.03A	(Prior '85 M.Y.) Hydraulic System, Servo	43.03A	('Carb') Vacuum Pipes
33.03B	(1985 M.Y. On) Hydraulic System, Servo	43.05A	(H.C.I.) Vac. Components & Pipes
33.05A	Parking Brake	44.00	<u>FUEL SYSTEM</u>
34.00	<u>WHEELS & TYRES</u>	44.01A	Fuel Tank, Fillers, Sender Unit
34.01A	Wheels, Tyres, Spare Wheel Retention	44.03A	('Carb') Pump, Filter, Pipes
40.00	<u>ENGINE</u>	44.03B	(H.C.I.) Pumps, Filter, Accumulator, Pipes
40.01A	Block, Main Bearing Panel, Mountings	44.05A	('Carb') Evaporative Loss System
40.03A	Sump	44.05H	(H.C.I.) Breathers, Evaporative Loss System
40.05A	Cylinder Head, Valves	45.00	<u>EXHAUST</u>
40.07A	('Carb') Cam Housings, Cams	45.01A	('Carb') Exhaust System
40.07B	(H.C.I.) Cam Housings, Cams	45.01B	(H.C.I.) Exhaust System
40.09A	Pistons & Liners, Con. Rods	45.05A	('Carb') All Heat Shields
40.11A	Crankshaft, Flywheel	45.05B	(H.C.I.) All Heat Shields
40.13A	Water Pump, Thermostat	46.00	<u>COOLING</u>
40.15A	Aux. Esq. Oil Pump, Fltr. Turbo Oil Feed	46.01A	Radiator, Fans, Pipes, Header Tank, Rad. Ducts
40.17A	Ignition System	46.03A	Oil Cooler, Hoses, Thermostat
40.19A	Alternator & Starter Motor	46.05A	('Carb') Engine Bay Fan
40.21A	Exhaust Manifold, Wastegate, Turbocharger	47.00	<u>TRANSMISSION</u>
40.23A	Air Conditioning Compressor	47.01A	Clutch, Release Mechanism
40.27A	Vacuum Pump	47.02A	'C35' Gearbox Identification
40.28A	Gasket Sets (Engine)	47.03A	G/Box Assy. Mtgs. Clutch Esq. Speedo Drive
41.00	<u>BELTS & PULLEYS</u>	47.05A	Gear Lever, External Gearchange Linkage
41.01A	('Carb') Cam Belt, Pulleys, Tensioner	47.06A	Top Cover, Selector Mechanism (Internal)
41.01B	(H.C.I.) Cam Belt, Pulleys, Tensioner	47.07A	Gears, Shafts, Bearings
41.03A	'V' Belts & Pulleys	47.11A	Crownwheel & Pinion, Differential
41.05A	('Carb') Air Pump Belt Guards	47.15A	Output Shafts, Housings, Bearings
42.00	<u>INDUCTION SYSTEMS</u>	60.00	<u>TOOLS</u>
		60.01A	Tool Kit, Jack & Stowage
		60.02A	Special Tools
		60.03A	(H.C.I.) Fuel Injection System Special Tools

VEHICLE IDENTIFICATION NUMBER

The Vehicle Identification Number (VIN) is stamped on a plate fixed to the right hand front wheelarch inside the front luggage compartment, and also on a plate fixed at the lower left hand corner of the windscreen, visible through the glass.

The seventeen characters of the VIN are coded in accordance with requirements laid down by the National Highway Traffic Safety Association, as follows:



Note: For parts list, workshop manual and service bulletin purposes, the following VIN characters only will be listed for change point identification: 4,12,14 to 17

PART NUMBERS

All part numbers commence with the vehicle type number, indicating the type of Lotus model on which the part was first used:

26,36,45,500.....ELAN
50.....ELAN +2
46,54,65,74.....EUROPA
75.....ELITE S1
76.....ECLAT S1
79.....ESPRIT S1/S2/S2.2
82.....TURBO ESPRIT
83.....ELITE S2
84.....ECLAT S2
85.....ESPRIT S3
89.....EXCEL

STANDARD HARDWARE PART NUMBERS

All standard finish bolts, screws, studs, nuts and washers, carry part numbers comprising of the prefix A075W, B075W etc.,

ENGINE PART NUMBERS

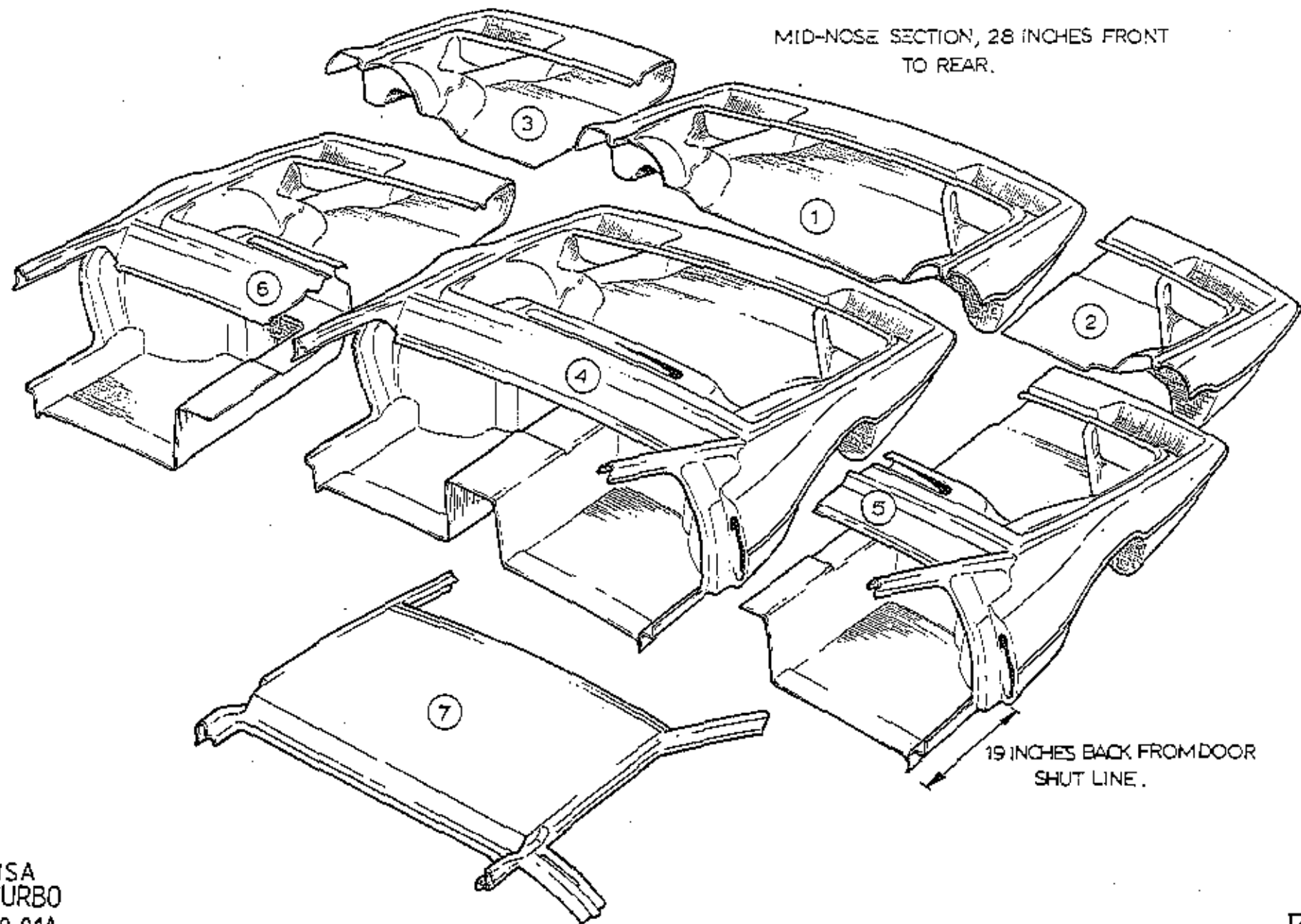
All engine part numbers commence with the engine type number on which the part was first used:

907 - 2 litre naturally aspirated
910 - 2.2 litre turbocharged
911 - 2.2 naturally aspirated
912 - 2.2 naturally aspirated

This publication has been designed primarily for Lotus Dealers, and will be updated by issue of Service Bulletins to Lotus Dealers when necessary. Lotus policy is one of continuous product improvement and the right is reserved to alter specifications at any time without prior notice.

Whilst every care has been taken to ensure correctness of information, it is impossible to guarantee complete freedom from omissions and errors, or to accept liability arising from such omissions and errors, but nothing herein contained shall affect your statutory rights.

MID-NOSE SECTION, 28 INCHES FRONT
TO REAR.



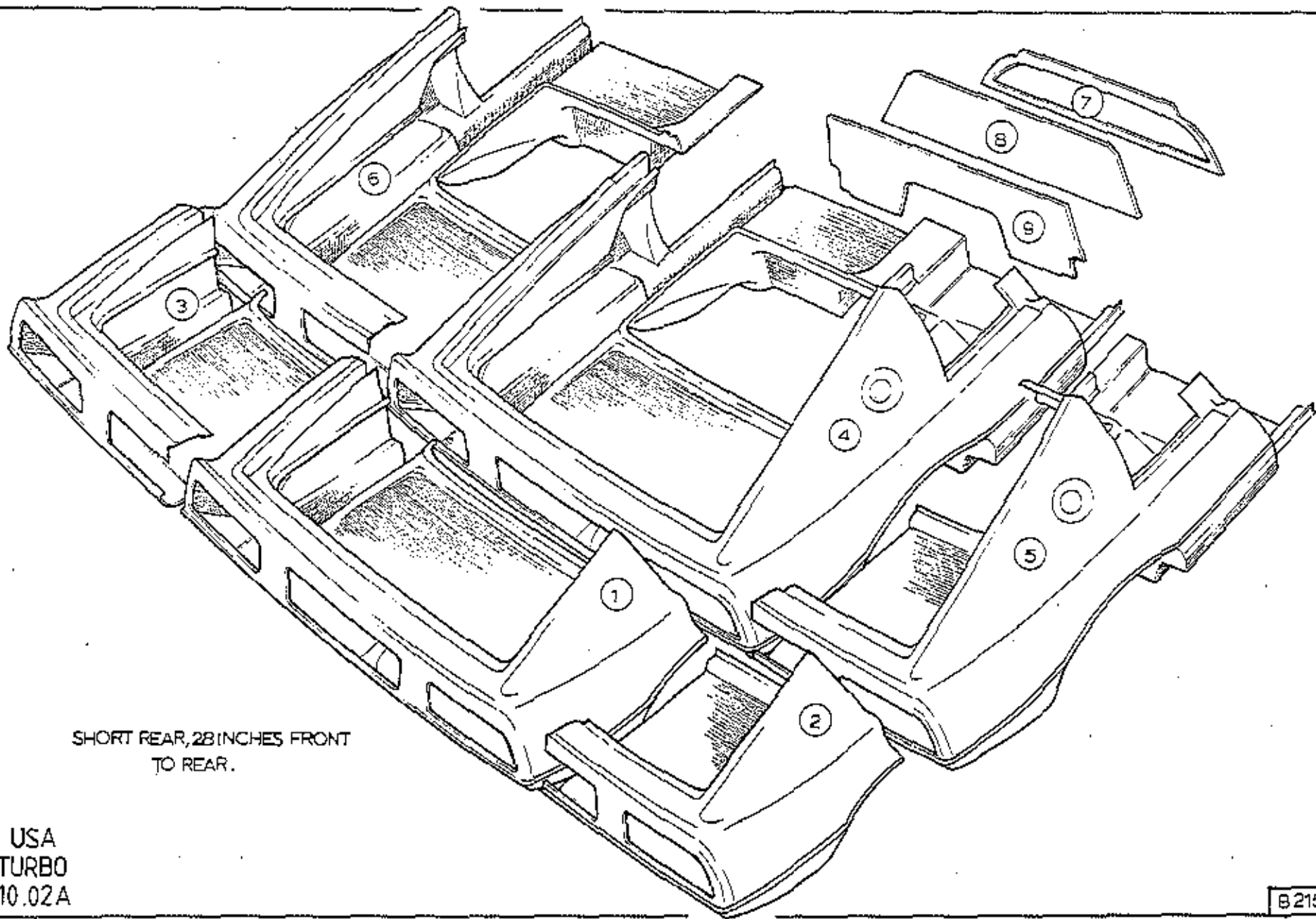
19 INCHES BACK FROM DOOR
SHUT LINE.

USA
TURBO
10.01A

B214

ILLUS. NO.	DESCRIPTION	PART NUMBER	QUANTITY		REMARKS
			'CARB'	H.C.I.	
10.01 A					
	Bodyshell	A082B4230K	1		NOT 'Glass Roof'
	Bodyshell	A082B4518K	1		'Glass Roof'
	Bodyshell	A082B4572J		1	
1	Body Section, Mid Nose, Full Width	A082B4505K	1	1	
2	Body Section, Mid Nose, RH Half	A082B4506K	1	1	
3	Body Section, Mid Nose, LH Half	A082B4507K	1	1	
4	Body Section, Full Nose, Full Width	A082B4508K	1	1	
5	Body Section, Full Nose, RH Half	A082B4509K	1	1	
6	Body Section, Full Nose, LH Half	A082B4510K	1	1	
7	Body Section, Roof	A082B4511K	1		NOT 'Glass Roof'
	Body Section, Roof	A082B4591K	1		'Glass Roof'
	Body Section, Roof	A082B4592K		1	

U.S.A. Turbo 10.01 A

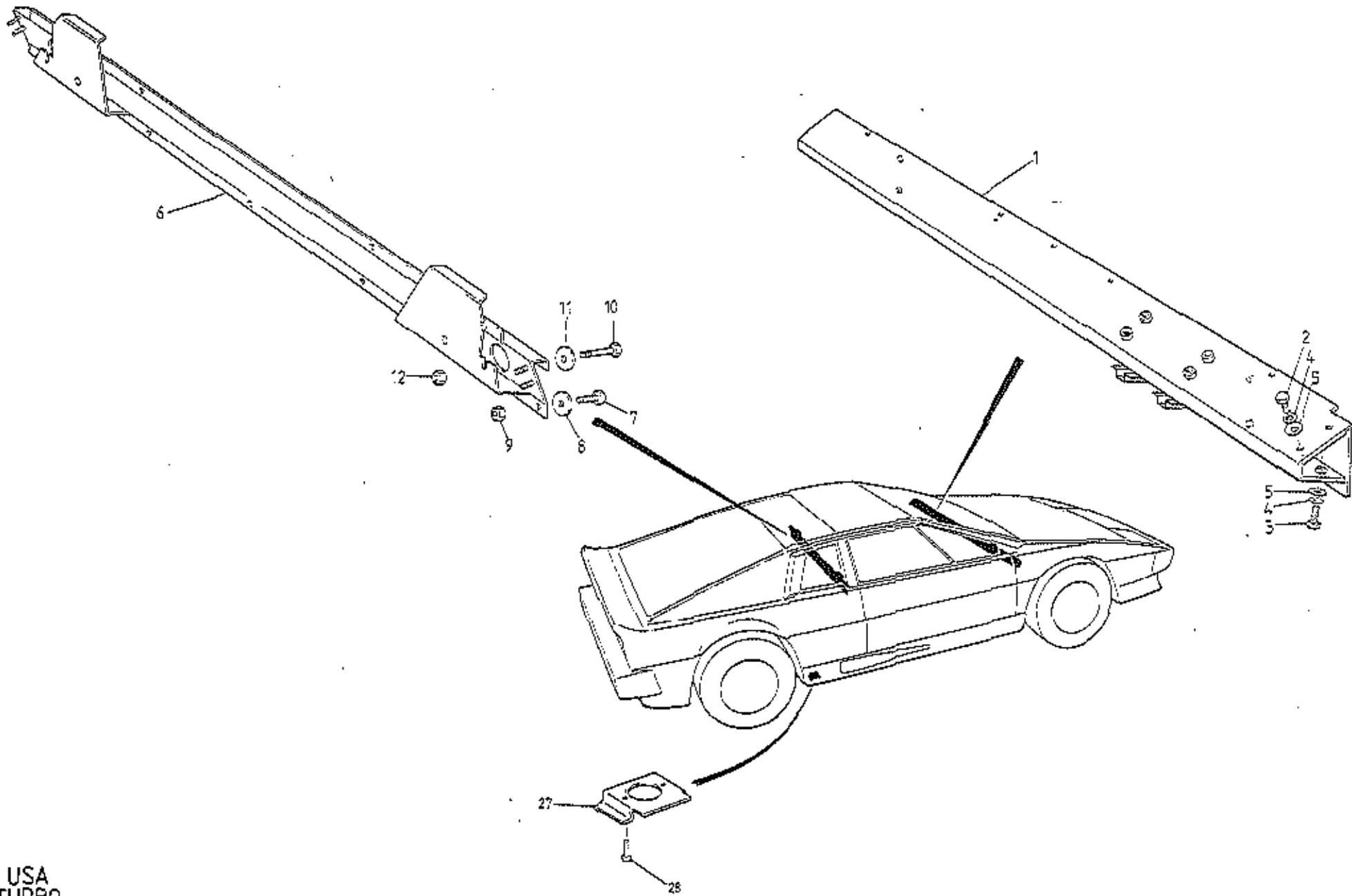


SHORT REAR, 28 INCHES FRONT
TO REAR.

USA
TURBO
10.02A

B215

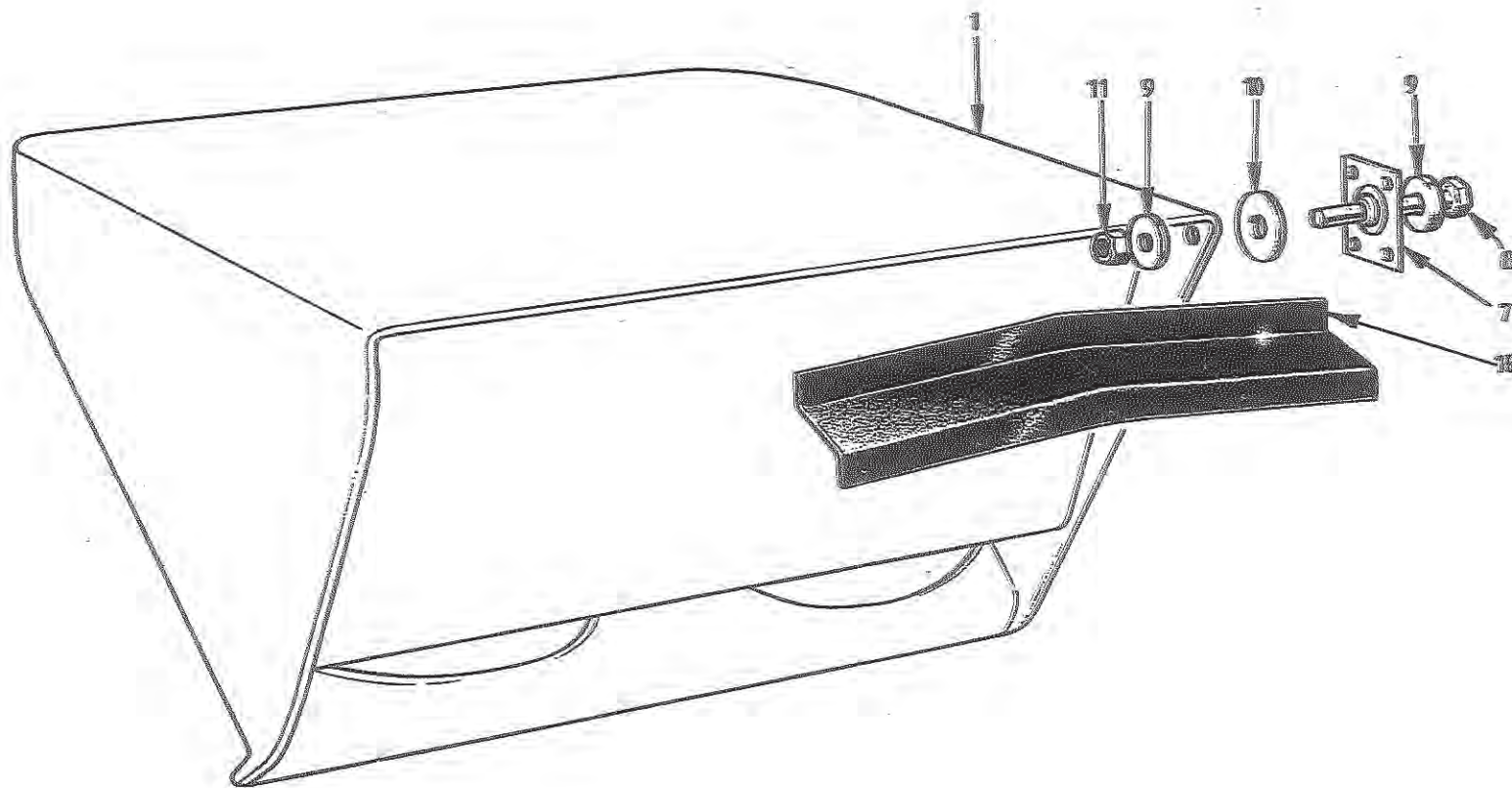
ILLUS. NO.	DESCRIPTION	PART NUMBER	QUANTITY		REMARKS
			'CARB'	E.C.I.	
10.02 A					
1	Body Section, Short Rear, Full Width " " " " " "	A082B4499K A082B4593	1	1	
2	Body Section, Short Rear, RH Half " " " " " "	A082B4500K A082B4594K	1	1	
3	Body Section, Short Rear, LH Half " " " " " "	A082B4501K A082B4595	1	1	
4	Body Section, Full Rear, Full Width " " " " " "	A082B4502K A082B4596	1	1	
5	Body Section, Full Rear, RH Half " " " " " "	A082B4503 A082B4598	1	1	
6	Body Section, Full Rear, LH Half " " " " " "	A082B4504 A082B4597	1	1	
7	Bulkhead, Upper (Timber) " " " " " " " "	G079B4000F A082B4497F A082B4583F	1 1		Not 'Glass Roof' 'Glass Roof'
8	Bulkhead, Centre, (Timber)	A082B4435F	1	1	
9	Bulkhead, Lower, (Timber)	A082B4434F	1	1	
	Speaker Enclosure, rear bulkhead (ABS)	A082B4302K	2		
	" " " " (GRP) LH	A082B4573K		1	
	" " " " (GRP) RH	A082B4574K		1	



USA
TURBO
10.05A

PLATE Ref.No.	DESCRIPTION	PART NUMBER	QUANTITY		REMARKS
			ALL		
10.05 A					
1	Cross Beam, Scuttle	A082U4886J	1		
2	Setscrew, M8 x 25, Beam to Hinge Post	A075W1039F	4		
3	Setscrew, M8 x 20, Beam to Hinge Post	A075W1038F	2		
4	Washer, Spring Beam to Hinge Post	A075W4036F	6		
5	Washer, Plain, Beam to Hinge Post	A075W4020F	6		
6	Crossbeam, Rear Bulkhead, Seat Belt Mtg.	F079U4309J	1		
7	Bolt, Thinhead, Beam End to Door Aperture	A079U4317F	4		
8	Washer, Large O/D	A075W4021F	4		
9	Nut, M8	A075W3021F	2		
10	Setscrew, M6 x 25, Beam to Bulkhead	A075W1031F	12		
11	Washer, Large O/D	A075W4017F	12		
12	Nut, Nyloc, M6	A075W3009F	7		
	Spacer, Sill Bobbins, Seat Belt Mounting	B082B4483F	2		
27	Jacking Plate	A085U4792F	4		
28	Pop Rivet, Jacking Plate to Body	A075W6092F	8		

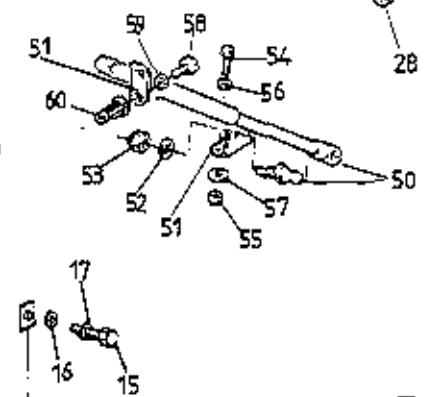
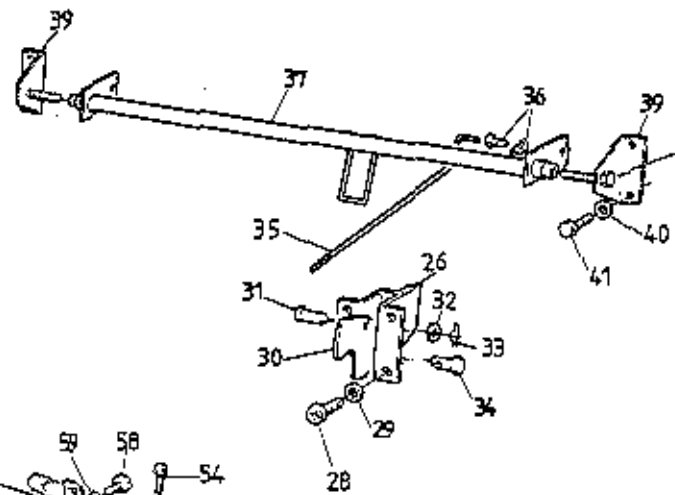
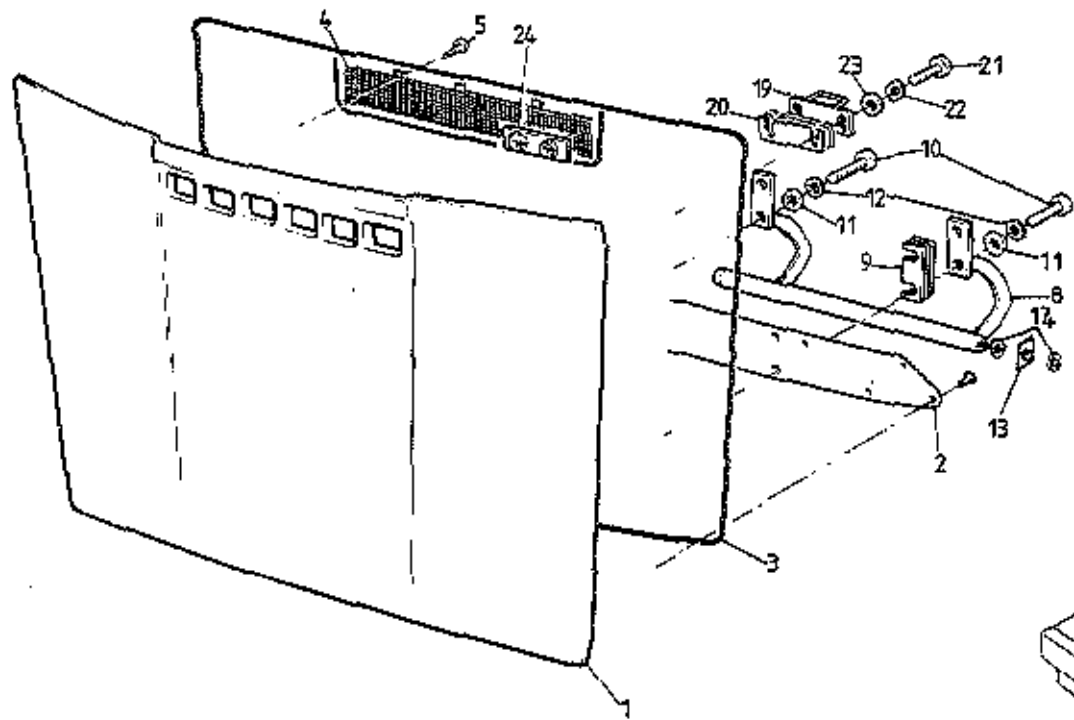
U.S.A. Turbo 10.05 A




USA
TURBO
10.07A

PLATE Ref.No.	DESCRIPTION	PART NUMBER	QUANTITY		REMARKS
			ALL		
10.07A					
1	Headlamp Pod, RH	A082B4468J	1		
	Headlamp Pod, LH	A082B4469J	1		
7	Ball Joint, Pod Pivot	A079U4652F	4		
	Pop Rivet, Ball Joint Fixing	A075W6090Z	16		
8	Setscrew, M6 x 30, Pod Outer Pivot	A075W1032Z	2		
9	Washer, Flat, Pod, Pod Outer Pivot	A075W4015Z	4		
10	Washer, Large O/D, Pod Outer Pivot	A075W4065Z	2		
11	Nut, Nyloc, M6, Pod Outer Pivot	A075W3009Z	2		
18	Water Shield	E079U4459K	2		
	Pop Rivet, Shield to Pod	A075W6094Z	6		

U.S.A. Turbo 10.07A



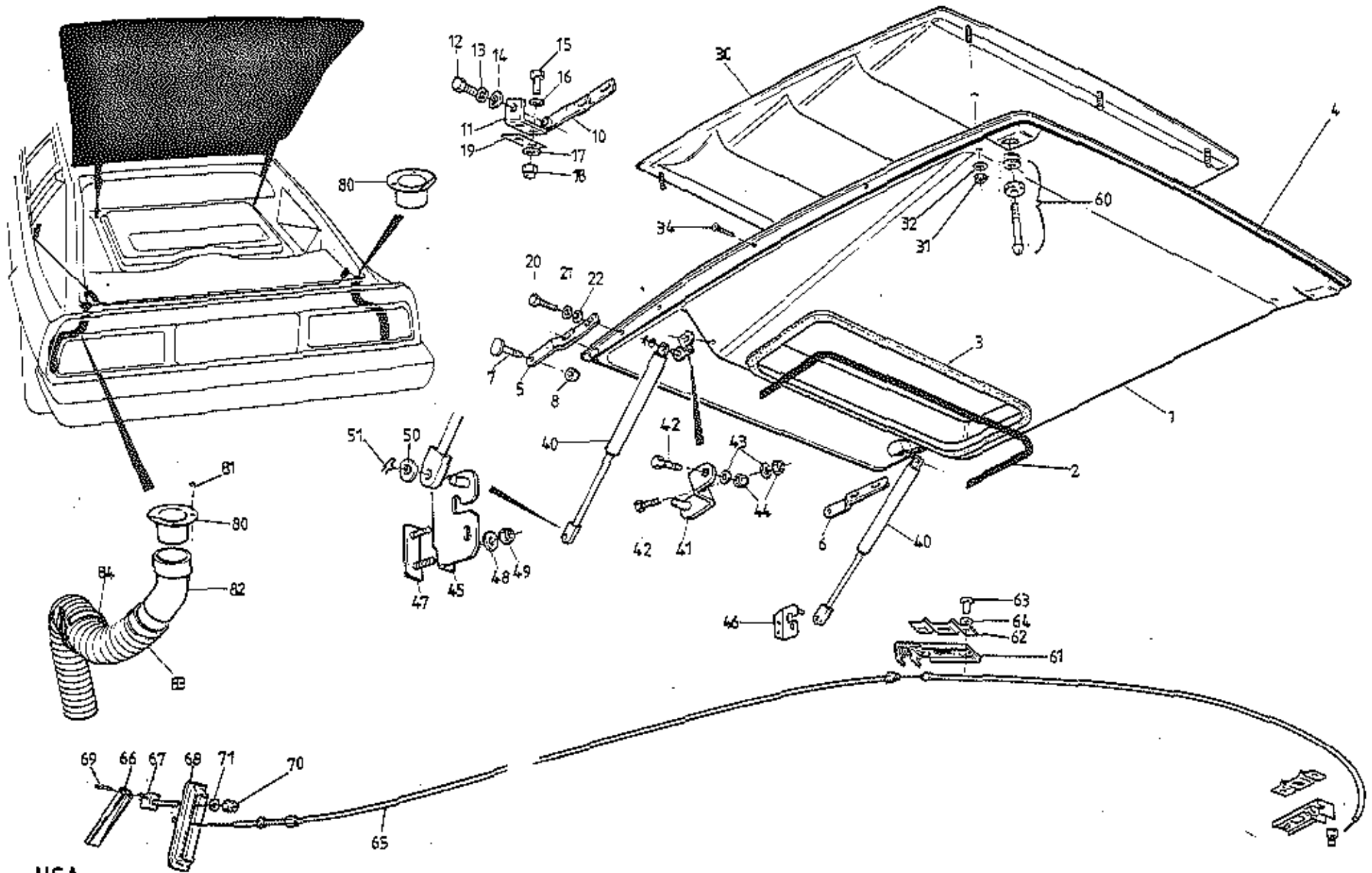
H/L Pod
Ball Joint
See 10.07A



USA TURBO
1009A

PLATE Ref.No.	DESCRIPTION	PART NUMBER	QUANTITY		REMARKS
			ALL		
10.09A					
1	Bonnet Panel	A082B4466J	1		R/B
2	Bonnet Panel		1		
3	Stiffener, Bonnet, Front Edge Curvature	B082B4473F	1		
4	Seal, Bonnet	A082U6077F	1		
5	Grille, Bonnet	C079U4227F	1		
6	Screw, Grill to Bonnet	A075W5014Z	5)
7	Insert Bush, Grille to Bonnet	A075W6042	5)R/B Betaseal
8	Hinge Bar, Bonnet	A082U4912F	1		
9	Shim Plate, 1.2mm, Hinge to Bonnet	A076U0600F	A/R		
10	Shim Plate, 2.5mm, Hinge to Bonnet	A089U1538F	A/R		
11	Setscrew, M8 x 30, Hinge to Bonnet	A075W1040Z	4		
12	Washer, Flat, Hinge to Bonnet	A075W4021Z	4		
13	Washer, Spring, Hinge to Bonnet	A075W4036Z	4		
14	Ball Joint, Bonnet, Hinge Pivot	A079U4652F	2		
15	Pop Rivet, Ball Joint to Body	A075W6090Z	8		
16	Spacer Washer, Hinge/Ball Joint		A/R		
17	Bolt, M6 x 35, Bonnet, Hinge Pivot	A075W2029Z	2		
18	Washer, Flat, Pivot Bolt	A075W4013Z	2		
19	Washer, Spring, Pivot Bolt	A075W4035Z	2		
20	Striker, Bonnet Catch	A079U4266F	2		
21	Shim Plate, Striker to Bonnet	A076U0618Z	A/R		
22	Setscrew, M8 x 25, Striker to Bonnet	A075W1039Z	4		
23	Washer, Spring, Striker to Bonnet	A075W4036Z	4		
24	Washer, Flat, Striker to Bonnet	A075W4020Z	4		
25	Tapping Plate, Bonnet Striker	A079U4487F	2		
26	Bracket, Bonnet Latch Disc Mounting	A079U4208F	2		
27	Setscrew, 10 UNF x 3/4", Bracket/Body	A075W5061Z	6		
28	Washer, Flat, Bracket/Body	A075W4000Z	6		
29	Latch Disc, Bonnet Lock	B079U4218F	2		

PLATE Ref.No.	DESCRIPTION	PART NUMBER	QUANTITY		REMARKS
			ALL		
10.09A					
31	Clevis Pin, Latch Disc to Bracket	A075W6033Z	2		
32	Washer, Flat, Disc to Bracket	A075W4020Z	4		
33	'R' Pin, Latch Disc Clevis	A075W6175Z	2		
34	Clevis Pin, Latch Rod to Disc	B079U4219F	2		
35	Rod, Bonnet Latch Operating	C079U4222F	1		
36	Bush & Clip, Rod to Cross-Shaft	A075U6033K	1		
37	Cross-Shaft, Bonnet Lock	A082U4907F	1		
39	Bracket, Cross-Shaft Pivot	A079U4220F	2		
40	Washer, Flat, Bracket to Body	A075W4013Z	4		
41	Setscrew, M6 x 12, Bracket to Body	A075W1027Z	4		
50	Gas Strut, Bonnet Support	C075U6032F	1		
51	Bracket, Gas Strut to Bonnet & W/Arch	A075U0385Z	2		
52	Washer, Flat, Strut to Bracket	A075W4020Z	2		
53	Nut, Nyloc, Strut to Bracket	A075W3010Z	2		
54	Setscrew, Strut Brkt. to Wheelarch	A075W1025F	2		
55	Nut, Nyloc, M5 " " " "	A075W3008Z	2		
56	Washer, Flat " " " "	A075W4011Z	2		
57	Washer, Large O/D " " "	A075W4009Z	2		
58	Setscrew, M5 x 12, Brkt. to Bonnet	A075W5085Z	2		
59	Washer, Shakeproof	A075W4045Z	2		
60	Jacknut, M5	A076W3043F	2		

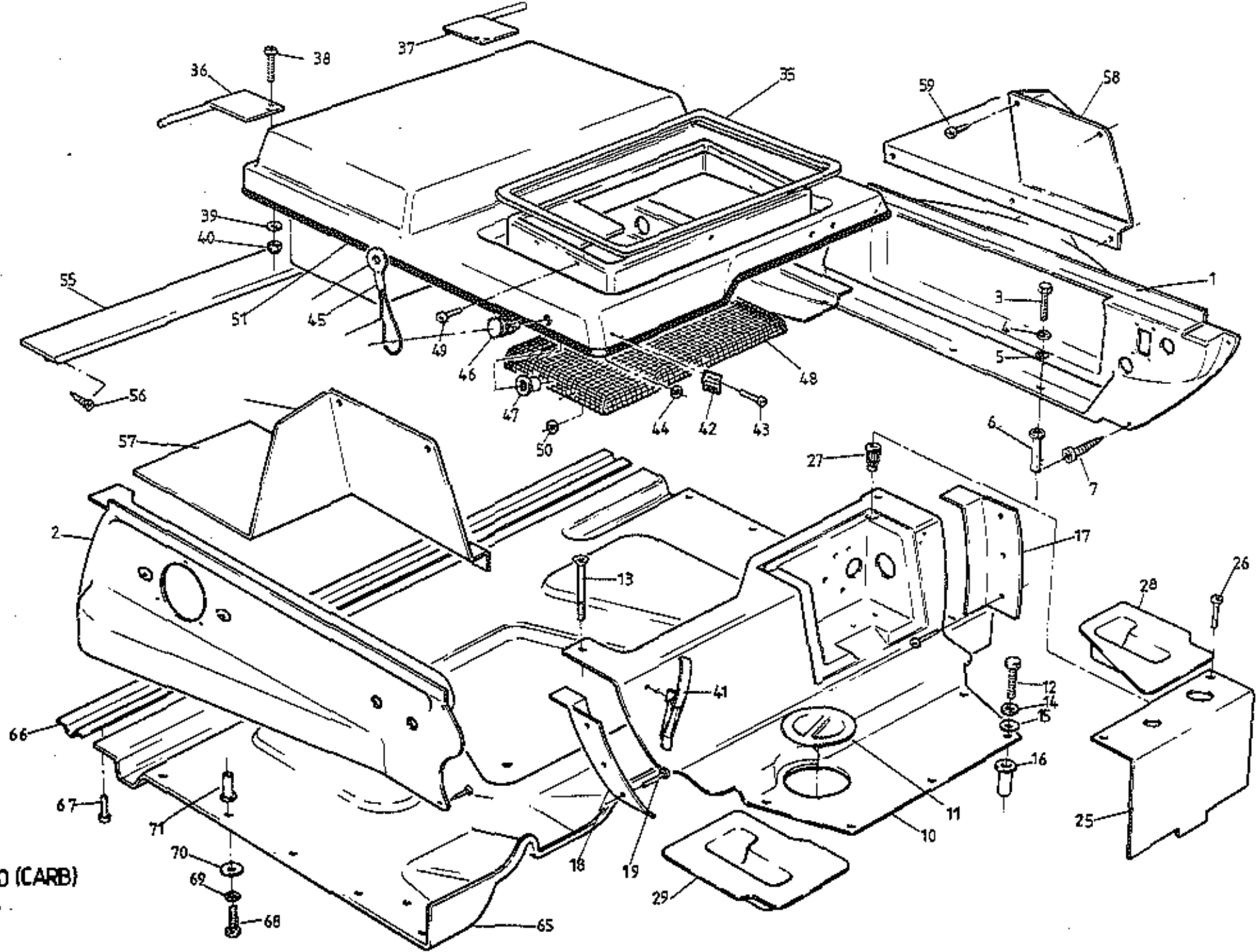


USA
TURBO
10.11A

PLATE Ref.No.	DESCRIPTION	PART NUMBER	QUANTITY		REMARKS
			FIXED ROOF	DET. ROOF	
10.11A					
1	Tailgate Panel	B082B4451J	1	1	
2	Weir, Tailgate Aperture	A082B4496K	1	1	
3	Foam Seal, Tailgate to Engine Lid	A082U6065V	2m	2m	
4	Seal, Tailgate to Body	A082U6077F	1	1	
5	Hinge Blade, Tailgate, LH	E079U4061K	1		
6	Hinge Blade, Tailgate, RH	E079U4062K	1		
7	Bolt, Hinge Pivot	A079U4516F	2		
8	Nut, Nyloc, M10 Hinge Pivot	A075W3011F	2		
10	Hinge Blade, Tailgate, LH	A082U4969F		1	
	Hinge Blade, Tailgate, RH	A082U4970F		1	
11	Bracket, Tailgate Hinge to Body	A082U4972F		2	
12	Setscrew, Tailgate Hinge Pivot	A075W1046Z		2	
13	Washer, Shakeproof, T/Gate Hinge Pivot	A075W4049Z		2	
14	Washer, Flat, T/Gate Hinge Pivot	A075W4024F		2	
15	Setscrew, M8 x 25 Bracket to Body	A075W1039Z		4	
16	Washer, Flat, Bracket to Body	A075W4020F		4	
17	Washer, Large O/D, Bracket to Body	A075W4021F		4	
18	Nut, Nyloc, M8, Bracket to Body	A075W3010Z		4	
19	Gasket, Bracket to Body	A082U4973F		2	
20	Setscrew, M8 x 25, Hinge Blade/Tailgate	A075W1029Z	4	4	
21	Washer, Spring, Hinge Blade/Tailgate	A075W4036Z	4	4	
22	Washer, Flat, Hinge Blade/Tailgate	A075W4020Z	4	4	
	Tapping Plate, Hinge Blade, LH	E079U4063K	1	1	
	Tapping Plate, Hinge Blade, RH	E079U4198K	1	1	
30	Louvre, Tailgate	C082B4282K	1	1	
31	Nut, Nyloc, M6	A907E6285F	6	6	
32	Washer, Flat	E082W4018F	6	6	
	Grommet, Louvre Front Edge Fixings	A054J6005J	3	3	

PLATE Ref.No.	DESCRIPTION	PART NUMBER	QUANTITY		REMARKS
			FIXED ROOF	DET. ROOF	
10.11A					
34	Screw, Louvre, Side Fixing		4	4	
40	Gas Strut, Tailgate Support	A082U6074F	2	2	
41	Bracket, LH, Gas Strut to Tailgate	B082U4767F	1	1	
	Bracket, RH, Gas Strut to Tailgate	B082U4768F	1	1	
42	Setscrew, M6 x 30, Bracket to Tailgate	A075W1032F	4	4	
43	Washer, Flat, Bracket to Tailgate	A075W4015F	4	4	
44	Nut, Nyloc, M6, Bracket to Tailgate	AD75W3009F	4	4	
45	Bracket, LH, Gas Strut to Cabin Bulkhead	A082U4949F	1	1	
46	Bracket, RH, Gas Strut to Cabin Bulkhead	AD82U4948F	1	1	
47	Stud Plate, Bracket to Bulkhead	A082U4852F	2	2	
48	Washer, Flat, Bracket Fixing	A075W4013F	4	4	
49	Nut, Nyloc, M6, Bracket Fixing	A075W3009F	4	4	
50	Washer, Flat, Strut to Bracket	A075W4020F	4	4	
51	'R' Pin, Strut to Bracket	A075W6175F	4	4	

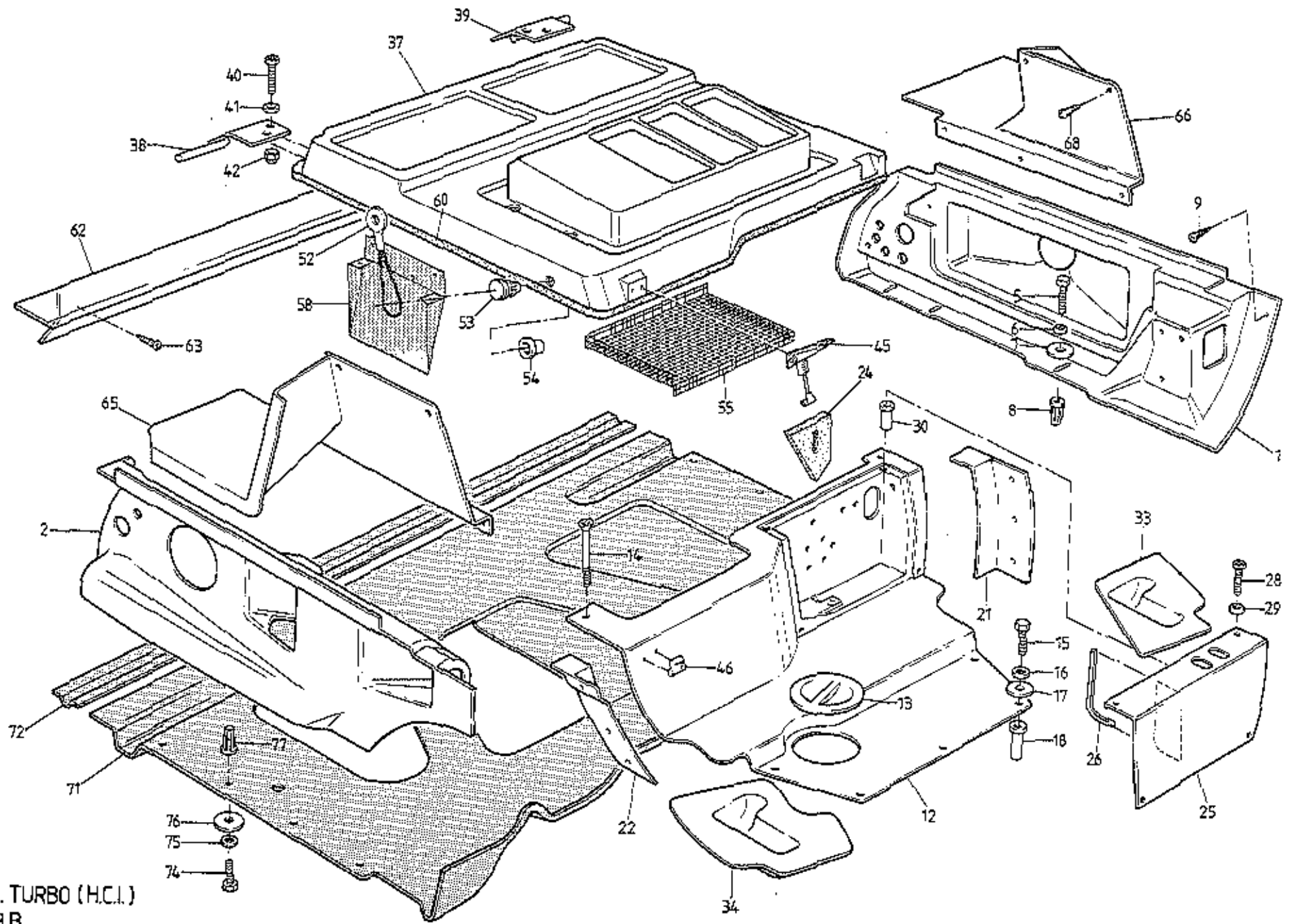
PLATE Ref.No.	DESCRIPTION	PART NUMBER	QUANTITY		REMARKS
			FIXED ROOF	DET. ROOF	
10.11A					
60	Striker Pin Assembly	A082U6086F	2	2	
61	Slider Assembly, Tailgate Latch	A082U6087F	2	2	
62	Guide Plate, Tailgate Striker	A082U6088F	2	2	
63	Screw, Guide Plate/Slider Fixing	A075W5095Z	4	4	
64	Washer, Guide Plate/Slider Fixing	A075W4048Z	4	4	
65	Cable, Tailgate Release	C082U4926F	1	1	
66	Lever, Tailgate Release	A082U4916F	1	1	
67	Hinge Bracket, Release Lever	A082U4915F	1	1	
68	Recess, Release Lever	A082U4917K	1	1	
69	Spirol Pin, 5 x 30, Lever Pivot	A082W6235	1	1	
70	Nut, Nyloc, M6, Lever Brkt. Fix	A075W3009Z	1	1	
71	Washer, Large O/D Lever Brkt. Fix	A075W4015Z	1	1	
	Adaptor, Tailgate Channel Drain LH	A079B4110K	1	1)
	Adaptor, Tailgate Channel Drain RH	A079B4111K	1	1)R/B A085U4813K
80	Adaptor, Tailgate Channel Drain	A085U4813K	2	2	
81	Pop Rivet, Drain Adaptor	A075W5070Z	6	6	
82	Elbow, Tailgate Channel Drain	A082B6079F	2	2	
83	Hose, Tailgate Channel Drain	A075P6066V	1.5m	1.5m	
84	Clip, Drain Hose Securing	A075W6236F	2	2	



USA
TURBO (CARB)
1013 A

PLATE Ref.No.	DESCRIPTION	PART NUMBER	QUANTITY		REMARKS
			CARB.		
10.13A					
					<u>This Page for Carburettor Versions</u> <u>For H.C.I. Model See 10.13B</u>
1	Engine Bay Sidewall, RH	A082B4458K		1	
2	Engine Bay Sidewall, LH	A082B4459K		1	
3	Setscrew, M6 x 25, Sidewall to Body	A075W1031F		6	
4	Washer, S/Proof, Sidewall to Body	A075W4046F		6	
5	Washer, Large O/D, Sidewall to Body	A075W4016Z		6	
6	Pulsert, M6, Sidewall to Body	A079W6156		6	
7	Screw, NO. 6 x 3/4", Sidewall Ends	A075W5028Z		8	
10	Rear Wall/Floor, Engine Bay	A082B4460K		1	
11	Grommet, Filler/Timing Access	X026B0371Z		2	
12	Screw, M6 x 18, Rear Floor to Body	A075W1029Z		5	
13	Screw, CSK, M6 x 30, Rear Floor to Body	A079W7002F		2	
14	Washer, S/Proof Rear Floor to Body	A075W4046Z		5	
15	Washer, Large O/D, Rear Floor to Body	A075W4013Z		7	
16	Rivnut, M6, Rear Floor to Body	A079W6191F		7	
17	Landing, Floor to Wheelarch, RH	A082B4486K		1	
18	Landing, Floor to Wheelarch, LH	A082B4487K		1	
19	Pop Rivet, Landing to Wheelarch	A075W6089Z		6	
25	Cover, Ignition Box	A082U4937K		1	
26	Screw, M6 x 16, Cover Fixing	A076W5090F		2	
27	Jacknut, M6, Cover Fixing	A075W3034Z		2	
	Plate, Rear Floor Aperture Reinforcing	A082U4843F		2	3 Hole)
	Tapping Plate, Floor Aperture Reinforcing	A082U4844F		2	3 Nut)
	Plate, Rear Floor Aperture Reinforcing	A082U4845F		1	5 Hole)
	Tapping Plate, Floor Aperture Reinforcing	A082U4846F		1	5 Nut)Early Canadian
	Pop Rivet, Tapping Plate to Body	A075W6092Z		7)Cars Only
	Screw, M6 x 25, Rear Floor Aperture	A075W5089Z		17)
	Washer, Flat, Rear Floor Aperture	A075W4013Z		6)
28	Infill Panel, RH Rear Floor	A082B4488K		1	
29	Infill Panel, LH Rear Floor	A082B4489K		1	

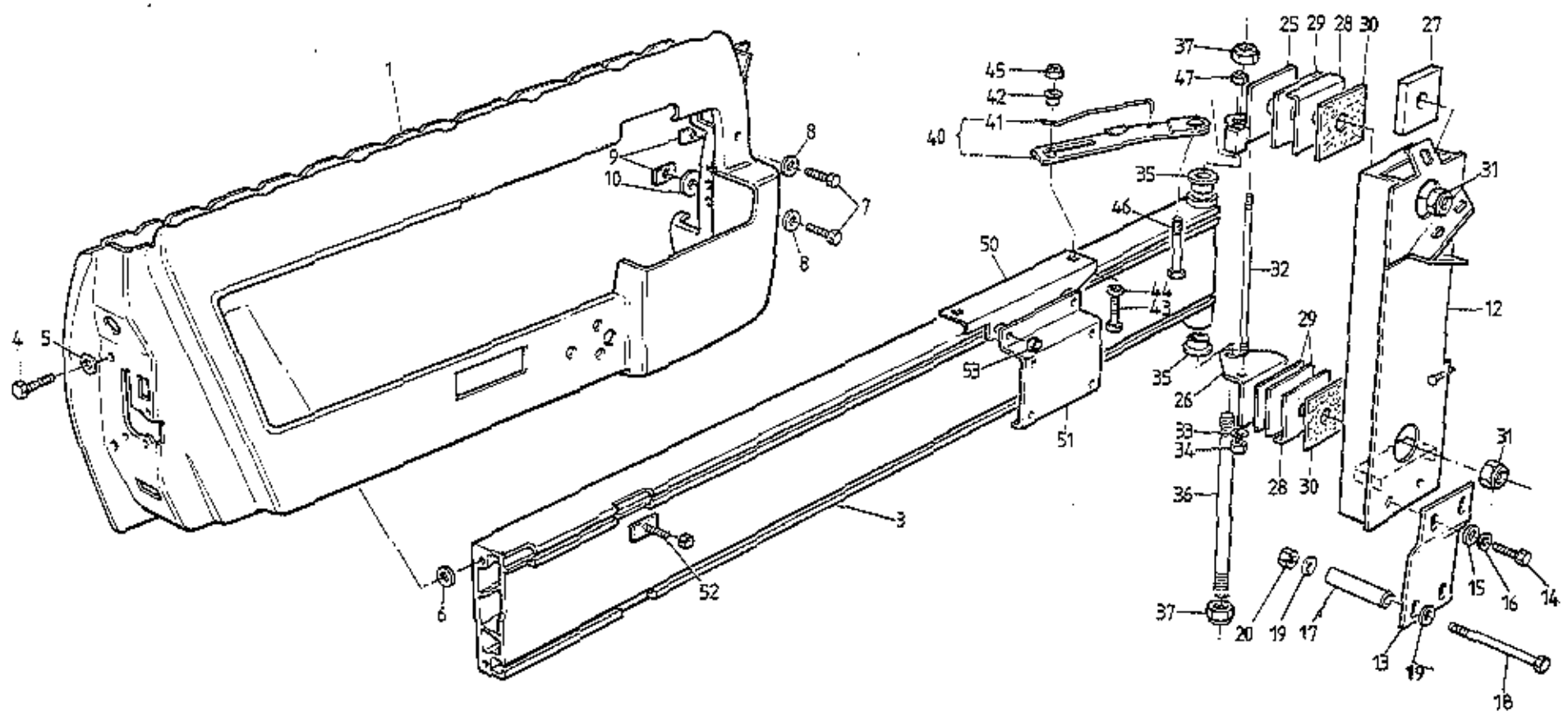
PLATE Ref. No.	DESCRIPTION	PART NUMBER	QUANTITY		REMARKS
			'CARB'		
10.13A					
					<u>This Page for Carburettor Versions For H.C.I. Model See 10.13B</u>
35	Lid, Engine Bay	B082B4461K	1		
36	Hinge, LH, Engine Lid	B082U4947F	1		
37	Hinge, RH, Engine Lid	B082U4946F	1		
38	Screw, 10 UNF, Hinge to Lid	A075W5059Z	4		
39	Washer, Hinge to Lid	A075W4000Z	4		
40	Nut, Nyloc, 10 UNF, Hinge to Lid	A075W3000Z	4		
41	Latch, Engine Lid	A907E6345F	2		
42	Striker, Engine Lid	A907E6346F	2		
43	Pop Rivet, Latch/Striker Fixing	A075W6094F	8		
44	Washer, Pop Rivet	A075W4001Z	8		
45	Strap, Engine Lid Hanger	A082U4961K	2		
46	Button, Engine Lid Hanger	A082W6246F	2		
47	Snapsac, Button Retaining	A082W6247F	2		
48	Grille, Engine Lid	A082U4960K	1		
49	Pop Rivet, Grille Fixing	A075W6094Z	6		
50	Washer, Pop Rivet	A075W4001Z	6		
51	Seal, Engine Lid to Sidewalls	A082U6089K	1		
55	Channel, Engine Bay Front Landing	CD82U4941K	1		
56	Screw, Channel to Bulkhead	A075W5028Z	7		
57	Trim Panel, Rear 1/4, LH	A082B4457K	1		
58	Trim Panel, Rear 1/4, RH	A082B4456K	1		
	'U' Nut, 1/4 Panel Top to Body	A082W6255P	4		
59	Screw, No. 6 x 1/2", 1/4 Panel Top	A075W5012P	4		
	'J' Nut, 1/4 Panel to Engine Bay	A079W6024F	6		
	Screw, No. 6 x 3/4", 1/4 Panel Lower	A075W5028F	6		
65	Undertray, Engine Bay	B082B4292K	1		R/B A082B4559K
	Undertray, Engine Bay	A082B4559K	1		
66	Retaining Strip, Undertray Front	A082U4748K	1		
67	Pop Rivet, Retainer to Body	A075W6089Z	8		
68	Setscrew, M6 x 20, Undertray to Body	A075W1030Z	12		
69	Washer, S/Proof, Undertray to Body	A075W4046Z	12		
70	Washer, Flat, Undertray to Body	A075W4013Z	12		
71	Pulsert, M6, Undertray to Body	A079W6156F	12		



U.S.A. TURBO (H.C.I.)
10.13B

ILLUS. NO.	DESCRIPTION	PART NUMBER	QUANTITY		REMARKS
			H.C.I.		
10.13B					
1	Engine Bay Sidewall, RH	A082B4555K	1		
2	Engine Bay Sidewall, LH	A082B4600K	1		
5	Setscrew, M6 x 25, Sidewall to Body	A075W1031F	6		
6	Washer, S/Proof, Sidewall to Body	A075W4046F	6		
7	Washer, Large O/D, Sidewall to Body	A075W4016Z	6		
8	Pulsert, M6, Sidewall to Body	A079W6156	6		
9	Screw, No. 6 x 3/4", Sidewall Ends	A075W5028Z	8		
12	Rear Wall/Floor, Engine Bay	A082B4554K	1		
13	Grommet, Filler/Timing Access	X026B0371Z	2		
14	Screw, CSK, M6 x 30, Rear Floor to Body	A079W7002F	2		
15	Screw, M6 x 18, Rear Floor to Body	A075W1029Z	5		
16	Washer, S/Proof, Rear Floor to Body	A075W4046Z	5		
17	Washer, Large O/D, Rear Floor to Body	A075W4013Z	5		
18	Rivnut, M6, Rear Floor to Body	A079W6191F	7		
	Screw, No.6 x 3/4, Rear Floor to Landing	A075W5028	4		
	Spire Nut, Rear Floor to Landing	A079W6024	4		
21	Landing, Floor to Wheelarch, RH	A082B4486K	1		
22	Landing, Floor to Wheelarch, LH	A082B4563K	1		
	Pop Rivet, Landing to Wheelarch	A075W6089Z	6		
24	Gasket, Rear Floor to RH Wheelarch	A082B4567F	1		
25	Cover, Ignition Box	B082U5033K	1		
26	Edge Finisher	A085M4219V	230mm		
28	Screw, M5 x 20, Cover Fixing	A075W5084	4		
29	Washer, S/Proof, Cover Fixing	A075W4045	4		
30	Rawlnut, M5, Cover Fixing	A075W6074	4		
33	Infill Panel, Rear Floor, RH	A082B4488K	1		
34	Infill Panel, Rear Floor, LH	A082B4489K	1		
37	Lid, Engine Bay	B082B4558K	1		
38	Hinge, LE, Engine Lid	B082U4947F	1		
39	Hinge, RE, Engine Lid	B082U4946F	1		
40	Screw, 10 UNF, Hinge to Lid	A075W5059Z	4		
41	Washer, Hinge to Lid	A075W4000Z	4		
42	Nut, Nyloc, 10 UNF, Hinge to Lid	A075W3000Z	4		
45	Latch, Engine Lid	A079B6048F	2		

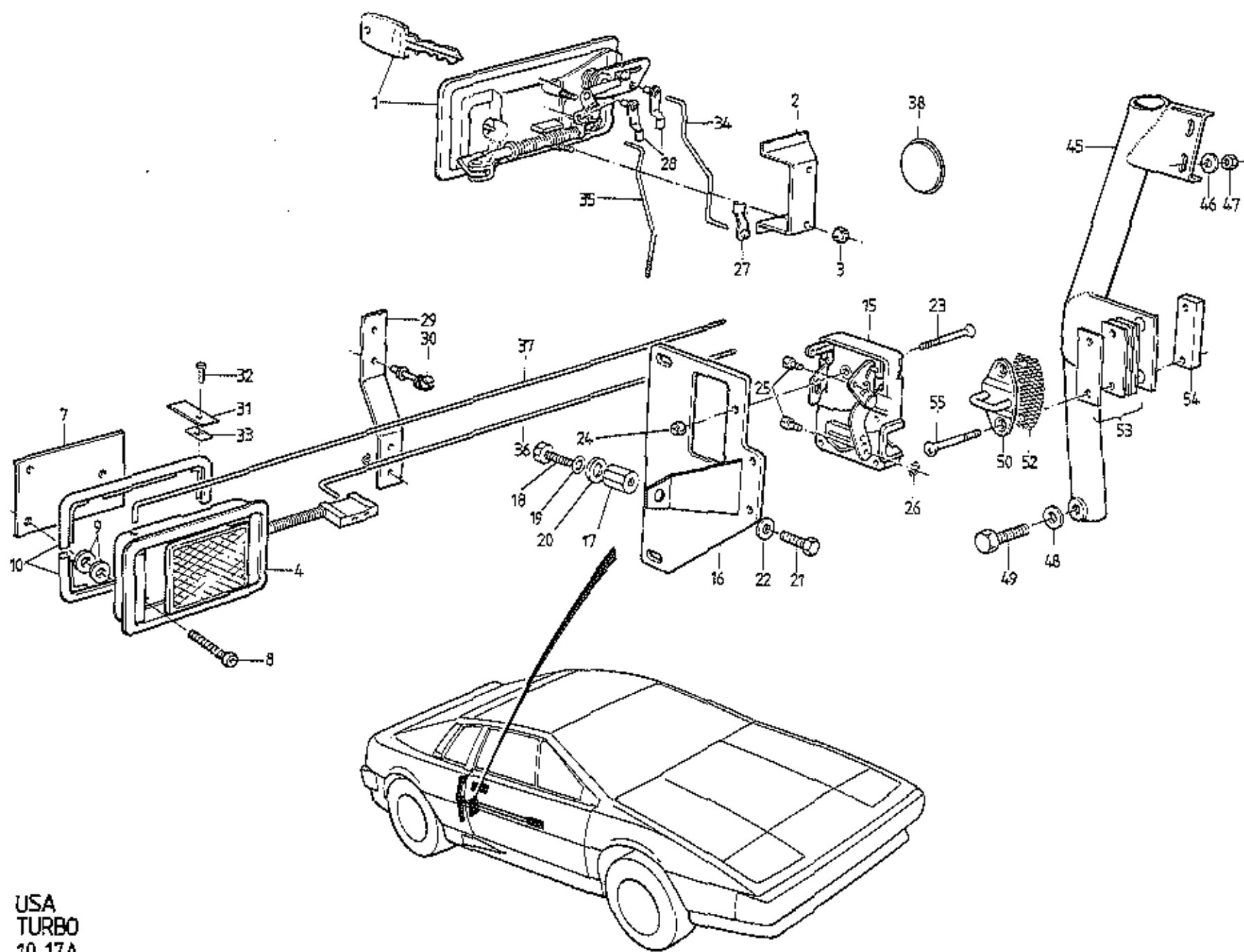
PLATE Ref.No.	DESCRIPTION	PART NUMBER	QUANTITY		REMARKS
			H.C.I.		
10.13B					
46	Striker, Engine Lid Latch	A907E6303F	2		
	Screw, 4BA x 1/2", Latch/Striker Fix	A075W5049F	8		
	Washer, Latch/Striker Fix	A075W4001Z	8		
	Nut, 4BA, Latch/Striker Fix	A079W3057F	8		
52	Strap, Engine Lid Hanger	A082U4961K	2		
53	Button, Engine Lid Hanger	A082W6246F	2		
54	Snapsac, Button Retaining	A082W6247F	2		
55	Grille, Engine Lid	A082U5058F	1		
	Pop Rivet, Grille to Lid	A075W6094Z	6		
	Washer, Pop Rivet	A075W4001Z	6		
58	Drain Shield, Engine Lid	A082U5051F	1		
	Rivet, Shield to Lid	A075W6095F	6		
60	Seal, Engine Lid	A082U6089K	1		
62	Landing Channel, Engine Lid Front	D082U4941K	1		
63	Screw, Channel to Bulkhead	A075W5028Z	7		
65	Trim Panel, Rear Quarter, LH	A082B4565K	1		
66	Trim Panel, Rear Quarter, RH	A082B4564K	1		
	'U' Nut, Quarter Panel Top, to Body	A082W6255F	4		
68	Screw, No. 6 x 1/2", Quarter Panel Top	A075W5012F	4		
	'J' Nut, Quarter Panel to Engine Bay	A079W6024F	6		
	Screw, No. 6 x 3/4", Quarter Panel Lower	A075W5028F	6		
71	Undertray, Engine Bay	B082B4559K	1		
72	Retaining Strip, Undertray Front	A082U4748K	1		
	Pop Rivet, Retainer to Body	A075W6089Z	8		
74	Setscrew, M6 x 20, Undertray to Body	A075W1030Z	12		
75	Washer, 5/Proof, Undertray to Body	A075W4046Z	12		
76	Washer, Flat, Undertray to Body	A075W4013Z	12		
77	Pulsert, M6, Undertray to Body	A079W6156F	12		



USA
 TURBO
 10.15A

PLATE Ref.No.	DESCRIPTION	PART NUMBER	QUANTITY		REMARKS
			ALL		
10.15A					
1	Door Shell, LH	A082B4471J	1)Prior to VIN F B/C/F/K 0688) >From VIN F B/C/F/K 0688 >
	Door Shell, RH	A082B4470J	1		
	Door Shell, LH	A082B4590J	1		
	Door Shell, RH	A082B4588J	1		
3	Door Beam, LH	B079U4398K	1		
	Door Beam, RH	B079U4399K	1		
4	Setscrew, M8 x 20, Door Rear to Beam	A075W1038Z	4		
5	Washer, Large O/D " " " "	A075W4021Z	4		
6	Washer, Spacing, Door Rear to Beam	A075W4003Z	A/R		If Fitted
7	Setscrew, M6 x 16, Door Front to Beam	A075W1028Z	4		
8	Washer, Large O/D, Door Front to Beam	A075W4017Z	4		
9	Fixing Plate, M6, Door Front to Beam	A079U4329K	4		
10	Washer, Spacing, Shutline Adjust	A075W4022Z	A/R		If Fitted
12	Hinge Post, Door, LH	D079U4405K	1		In Body 'A' Post
	Hinge Post, Door, RH	D079U4404K	1		In Body 'A' Post
13	Reinforcing Bracket, Hinge Post to Sill	A082B4485F	2		
14	Setscrew, M8 x 16, Bracket to Post	A075W1036F	4		
15	Washer, Plain, Bracket to Post	A075W4020F	4		
16	Washer, Spring, Bracket to Post	A075W4036F	4		
17	Spacer Tube, Bracket to Sill	A082B4484F	4		
18	Bolt, M8 x 75, Bracket to Sill	A075W2046Z	4		
19	Washer, Large O/D, Bracket to Sill	A075W4021Z	8		
20	Nut, Nyloc, M8, Bracket to Sill	A075W3010Z	4		
25	Hinge Bracket, Upper, LH	H079U4087F	1		
	Hinge Bracket, Upper, RH	H079U4088F	1		
26	Hinge Bracket, Lower	G079U4089F	2		
27	Clamp Plate, Door Hinge	E079U4340F	4		
28	Shim 18 swg, Hinge to Body	C079U4090F	4		
29	Shim, 18 swg, Hinge to Body	C079U4092F	A/R		Slotted
	Shim, 12 swg, Hinge to Body	C079U4091F	A/R		Slotted
30	Shim, Abrasive, Hinge to Body	B079U4094F	4		
31	Nut, Nyloc, 3/8" UNF, Hinge to Body	A079W3056F	4		
32	Tie Rod, Upper to Lower Hinge	A079U4326F	2		
33	Washer, Tie Rod to Hinge	A075W4020F	4		

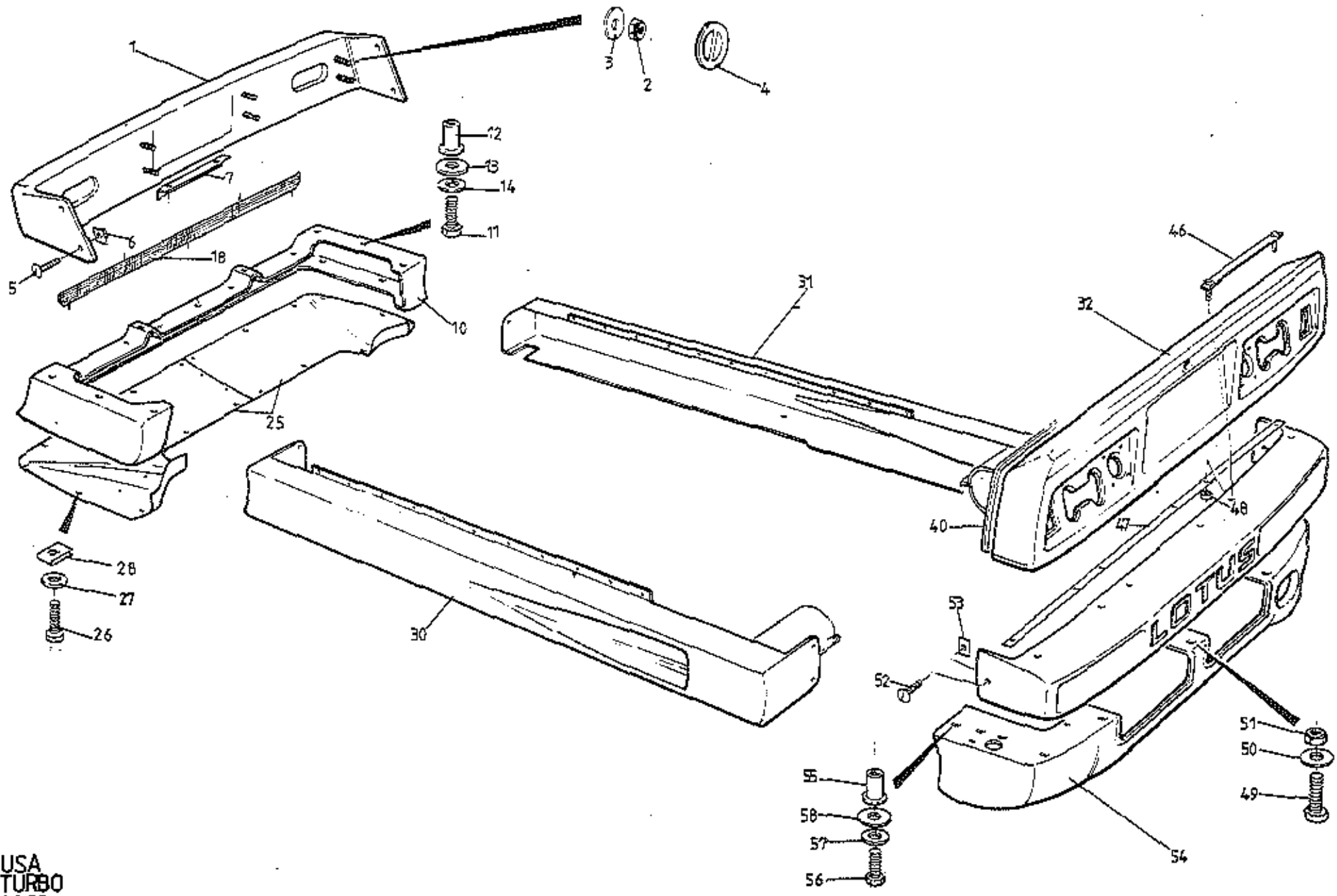
PLATE Ref.No.	DESCRIPTION	PART NUMBER	QUANTITY		REMARKS
			ALL		
10.15A					
34	Nut, Nyloc, M8, Tie Rod to Hinge	A075W3010Z	4		
35	Pivot Bush, Door Beam	C079U4189F	4		
36	Pivot Pin, Door Beam	A079U4558F	2		
37	Nut, Nyloc, M12, Pivot Pin	A075W3012Z	4		
	Check Strap, LH	B075U0455J	1)
	Check Strap, RH	B075U0456J	1)
	Bolt, M8 x 45, Strap to Hinge Brkt.	A075W2040F	2)
	Nut, Nyloc, M8, Strap to Hinge	A075W3010F	2)
	Guide Assy. Check Strap Slider, LH	A075U0709W	1)Earlier Type Check Strap With Coil
	Guide Assy. Check Strap Slider, RH	A075U0708W	1)Spring Activated Catch
	Setscrew, M6 x 12, Guide to Bracket	A075W1027F	4)
	Washer, Shakeproof, Guide to Bracket	A075W4046F	4)
	Nut, M6, Guide to Bracket	A075W3020F	4)
40	Check Strap, Inc. Spring, LH	A089U1517F	1		>
	Check Strap, Inc. Spring, RH	A089U1516F	1		>
41	Spring, Door Check, LH	A089U1515F	1		>
	Spring, Door Check, RH	A089U1514F	1		>
42	Guide, Check Strap	A089U1518F	2		>
43	Setscrew, M6 x 20, Guide to Brkt.	A075W1030F	2		>
44	Washer, Plain	A075W4015F	2		> Later Type Check Strap With Spring
45	Nut, Nyloc, M6, Guide to Brkt.	A075W3009F	2		> Wire Catch
46	Bolt, M8 x 45, Strap to Hinge	A075W2040F	2		>
47	Nut, Nyloc, M8, Strap to Hinge	A075W3010F	2		>
50	Bracket, Check Strap Guide to Beam, LH	E079U4191K	1		
	Bracket, Check Strap Guide to Beam, RH	E079U4258K	1		
51	Bracket, Window Motor Mounting, LH	E079U4205F	1		
	Bracket, Window Motor Mounting, RH	E079U4126F	1		
52	Studplate, M6, Bracket to Door Beam	E079U4011F	6		
53	Nut, Nyloc, M6, Bracket to Beam	A075W3009F	6		



USA
TURBO
10.17A

PLATE Ref.No.	DESCRIPTION	PART NUMBER	QUANTITY		REMARKS
			ALL		
10.17A					
	Exterior Door Handle Set (Black)	A079U4634F	1		Comprises LH & RH Door Handles, Cubby Box Lock & Keys
1	Door Handle, Exterior, RH, (Black)	A079U4630F	1		
	Door Handle, Exterior, LH, (Black)	A079U4631F	1		
2	Clamp Bracket, Handle to Door	A079U4661K	2		
3	Nut, 10 UNF, Handle to Clamp	AD75W3000F	4		
	Washer, 3/16", Handle to Clamp	A075W4000F	4		
4	Door Handle, Interior, RH	B075U1076F	1		
	Door Handle, Interior, LE	B075U1075F	1		
5	Operating Flap, Door Handle	A036B6256Z	2		
6	Pivot Pin, Door Handle Flap	A036B6257Z	2		
7	Tapping Plate, Door Handle to Door	A075U0461F	2		
8	Screw, 10 UNF x 3/4", Handle to Door	A075W5061F	6		R/B A076W5062F
	Screw, 10 UNF x 1", Handle to Door	A076W5062F	6		
9	Washer, Handle to Door	A075W4016F	12		
10	Bezel, Door Handle	X054B6059F	4		
15	Latch Mechanism, Door Lock, RH	A079U4628F	1		
	Latch Mechanism, Door Lock, LH	A079U4629F	1		
16	Plate, Latch to Door Beam, RH	A079U4618F	1		
	Plate, Latch to Door Beam, LH	A079U4617F	1		
17	Spacer, Nut, Latch Plate to Beam	C079U4395K	2		
18	Setscrew, M8 x 20, Spacer Nut to Beam	A075W1038Z	2		
19	Washer, Shakeproof, Spacer Nut to Beam	A075W4048Z	2		
20	Washer, Large O/D, Spacer Nut to Beam	A075W4017Z	2		
21	Setscrew, M8 x 20, Latch Plate to Beam	A075W1038Z	2		
22	Washer, Flat, Latch Plate to Beam	A075W4020Z	2		
23	Bolt, M6 x 45, Latch to Beam	A075W7004Z	8		
24	Nut, Nyloc, M6, Latch to Beam	A075W3009Z	8		
25	Trunnion, Rods to Latch	A079U4620F	6		
26	Circlip, Latch Trunnions	A079U6059F	6		
27	Clip, Rod End, Ext. Release to Latch	A079W6153F	2		
28	Clip, Rod End, Exterior Handle	A075U6033Z	4		
29	Bracket, Rod Guide	A079U4255K	2		

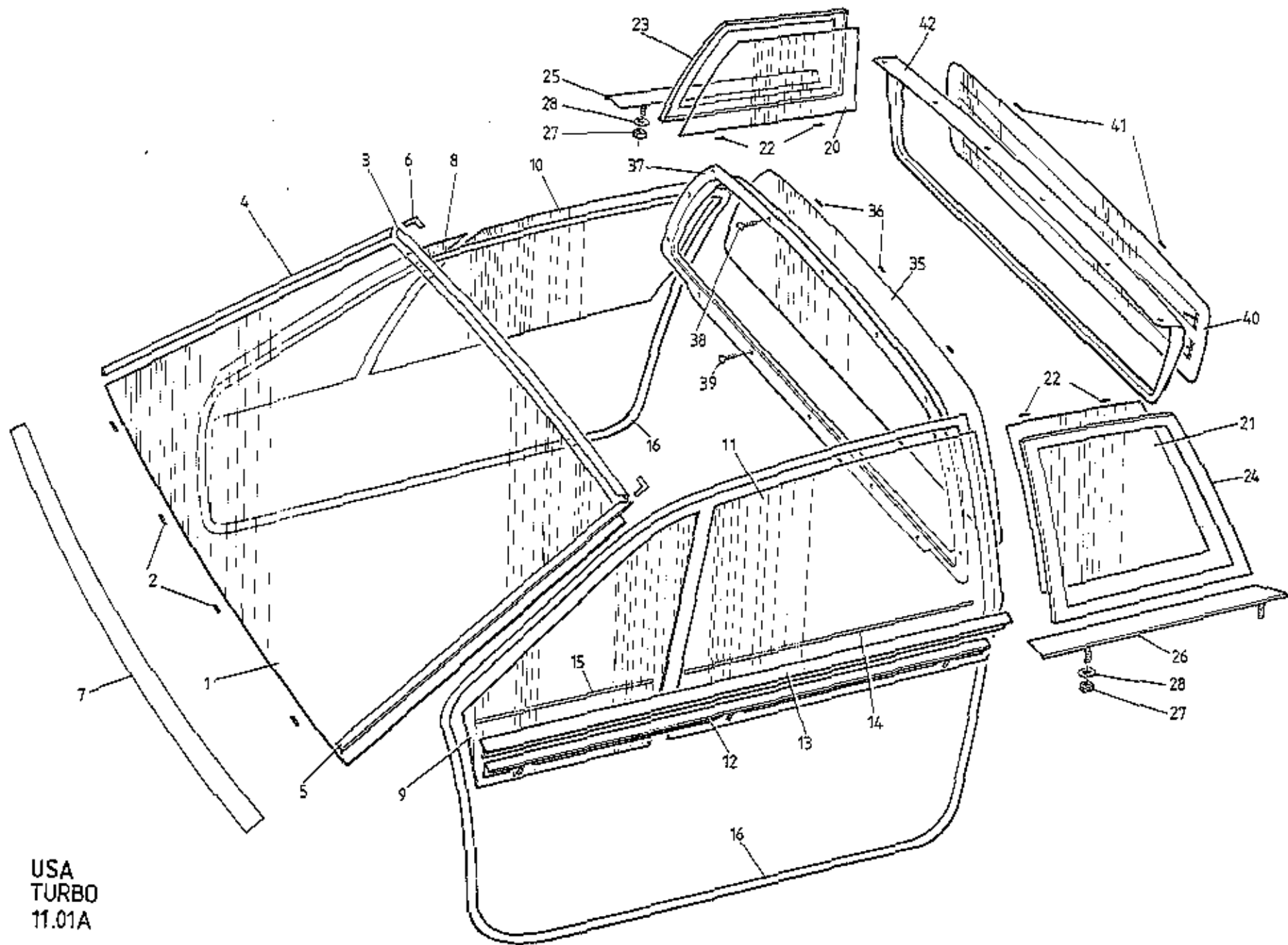
PLATE Ref.No.	DESCRIPTION	PART NUMBER	QUANTITY		REMARKS
			ALL		
10.17A					
31	Plate, Interior Lock Rod Retaining	A079U4337K	2		
32	Screw, Plate to Door	A075W5016F	2		
33	Spire Nut, Plate to Door	A075W6013F	2		
34	Rod, Exterior Release to Latch, RH	B079U4624F	1		
	Rod, Exterior Release to Latch, LH	B079U4625F	1		
35	Rod, Exterior Lock to Latch, RH	A079U4622F	1		
	Rod, Exterior Lock to Latch, LH	B079U4623F	1		
36	Rod, Interior Release to Latch	A079U4621F	2		
	Rod, Interior Lock to Latch, LH	B079U4627F	1		R/B B079U4626F
37	Rod, Interior Lock to Latch	B079U4626F	2		
38	Grommet, Blanking, Lock Rod Access	X054J6005Z	2		
45	Striker, Post, RH	E079U4382F	1		
	Striker Post, LH	E079U4381F	1		
46	Washer, Large O/D, Striker Post Top	A075W4021F	4		
47	Nut, Nyloc, M8, Striker Post Top	A075W3010F	4		
48	Washer, 12mm	A075W4071F	2		
49	Setscrew, M2 x 30, Striker Post Bottom	A079W1058F	2		
50	Striker Plate, Door Latch	A075U6022F	2		
	Spacer, 3mm, Striker to Body	A082U5003F	A/R		
	Spacer, 1.5mm, Striker to Body	A082U5002F	A/R		
	Abrasive Washer, Striker to Body	A075U0656Z	2		R/B Friction Plate A082U5004F
52	Friction Plate, Striker to Body	A082U5004F	2		
53	Shim, 1.2mm, Striker Post to Body	B079U4486F	A/R		
	Shim, 3mm, Striker Post to Body	B079U4394F	A/R		
54	Tapping Plate, Door Latch Striker	B075U0333F	2		
55	Screw, M6 x 35, Striker Fixing	A082W7035F	4		



USA
TURBO
1023A

PLATE Ref. No.	DESCRIPTION	PART NUMBER	QUANTITY		REMARKS
			CARB'	H.C.I.	
10.23A					
1	Front Bumper (RRIM)	A082B4447J	1	1	
2	Nut, Nyloc, M8, Bumper to Body	A075W3010Z	8	8	
3	Washer, Large O/D Bumper to Body	A075W4003Z	8	8	
4	Grommet, Bumper Fix Access	X026B0371Z	2	2	In Headlamp Pod Wells
5	Stud Fastener, Bumper End Fix	A082W6241Z	4	4	
6	Anchor, Stud Fastener	A082W6242Z	4	4	
7	Bracket, Licence Plate Mounting	A082B4446F	1	1	
	Setscrew, 1/4" UNF x 1", Brkt/Bumper	A075W1008Z	2	2	
	Washer, Flat, Licence Brkt/Holder	A075W4065Z	2	2	
10	Spoiler, Front	A082B423GK	1		
	Spoiler, Front	A082B4605K		1	
11	Setscrew, M8 x 25, Spoiler to Body	A075W1039Z	8	8	
12	Pulsert, M8, Spoiler to Body	A075W6155F	8	8	
13	Washer, Flat, Spoiler to Body	A075W4003Z	8	8	
14	Washer, Spring, Spoiler to Body	A075W4036Z	8	8	
	Spire Bolt, Spoiler to Rad. Duct	A079W6166F	7	7	
	Spire Nut, Spoiler to Rad. Duct	A079W6165F	7	7	
	Washer, 6mm, Spoiler to Rad. Duct	A075W4015Z	7	7	
18	Grille, Radiator Air Intake	A079U4544F	1		
	Nut, Nyloc, Intake Grille Fix	A075W3000F	5		
	Washer, 5mm, Grille Fix	A075W4009F	5		
	Grille, Radiator Air Intake	A082U5078F		1	
	Pop Rivet, Grille Fixing	A075W6090Z		2	
25	Undershield, Front (Pair)	A082B4492K	1	1	
26	Screw, s/t, Undershield to Spoiler	A075W5043Z	14	14	
	Screw, s/t, Undershield to Rad. Duct	A075W5041Z	6	6	
27	Washer, Undershield Fix	A075W4009Z	20	20	
28	Spire Nut, Undershield Fix	A075W6016Z	20	20	
30	Sill, LH	B082B4463K	1	1	
31	Sill, RH	B082B4462K	1	1	

PLATE Ref. No.	DESCRIPTION	PART NUMBER	QUANTITY		REMARKS
			CARB'	H.C.I.	
10.23A					
32	Spoiler, Rear	A082B4465K	1		Without High Mounted Stop Lamp With High Mounted Stop Lamp
	Spoiler, Rear	B082B4465K		1	
	Pulsert, M6, Spoiler Fixing	A079W6156F	10	10	
	Setscrew, M6 x 25, Spoiler Fixing	A075W1031Z	10	10	
	Washer, Large O/D, Spoiler Fixing	A075W4017Z	10	10	
	Washer, Shakeproof, Spoiler Fixing	A075W4046Z	10	10	
40	Foam Strip, Spoiler Seal	A036B6213V	3m	3m	
	Pulsert, M6, Licence Plate Fixing	A079W6156F	4	4	
45	Rear Bumper (RRIM)	A082B4448J	1	1	
46	Studplate, Bumper to Spoiler	A082B4443F	3	3	
47	Washer Plate, Bumper to Spoiler	A082B4444F	1	1	
48	Nut, Nyloc, M6, Bumper to Spoiler	A075W3009Z	6	6	
49	Setscrew, M8 x 20, Bumper/Valance/Body	A075W1038Z	3	3	
50	Washer, Flat, Bumper/Valance/Body	A075W4020Z	6	6	
51	Nut, Nyloc, M8, Bumper/Valance/Body	A075W3010Z	3	3	
52	Stud Fastener, Bumper End Fixing	A082W6241Z	2	2	
53	Anchor, Stud Fastener	A082W6242Z	2	2	
54	Rear Valance	A082B4464K	1		
	Rear Valance	B082B4464K		1	
55	Pulsert, M8, Valance to Body	A079W6155F	4	4	
56	Setscrew, M8 x 25, Valance to Body	A075W1039Z	4	4	
57	Washer, Spring, Valance to Body	A075W4036Z	4	4	
58	Washer, Flat, Valance to Body	A075W4002Z	4	4	

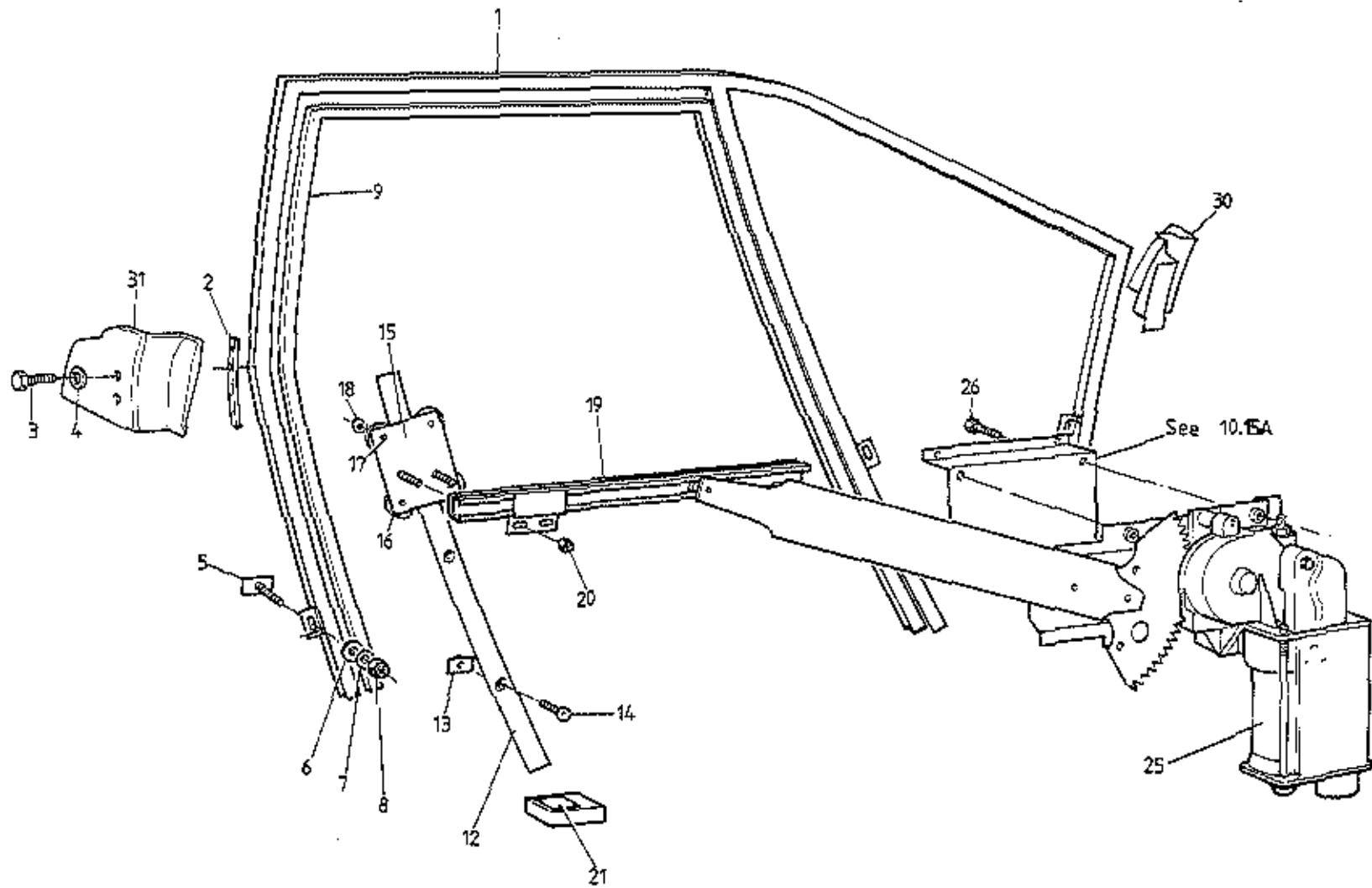


USA
TURBO
11.01A

PLATE Ref.No.	DESCRIPTION	PART NUMBER	QUANTITY		REMARKS
			ALL		
11.01A	"Betaseal", Screen Fitting Kit Comprises: Betaseal 71904 in 300cc Cartridge Glass Primer Applicator Bottle Glass Primer Applicator Head and Felt Pad Glass Primer, Black, 84132-11 Wipe Cleaner No. 4 Piano Wire 0.6mm x 120cm Special Cleaning Paper Spacing Blocks 10 x 14 x 20mm	A075B6158J	A/R		Used for Windscreen and Rear Bulkhead Glass
			1		
			1		
			1		
			1		
			1		
			1		
			1		
			4		
	"Solbit", Thermo-Electric Sealer, 9.5mm	A075B6121V	A/R		Replaces 8mm Solbit. Used on Door 1/4 Light, Rear 1/4 Light, Drop Glass and Tailgate Glass
	"Solbit", Primer	A075B6012Z	A/R		
1	Windscreen, Tinted	A079U4023F	1		
	Windscreen, Clear	A079U4014F	1		
2	Spacer, 4mm, Screen to Body	A075U0588F	8		
3	Finisher, Windscreen Top	B079U4048F	1		
4	Finisher, Windscreen, RH	A079U4050F	1		
5	Finisher, Windscreen, LH	A079U4049F	1		
6	Finisher Clip, Windscreen Top Corner	A079U4051F	2		
7	Black Strip, 1 3/4" Screen Bottom	A082U6072V	1.5m		
8	Glass, Door 1/4 Light, RH, Tinted	A079U4026F	1		
	Glass, Door 1/4 Light, RH, Clear	A079U4020F	1		
9	Glass, Door 1/4 Light, LH, Tinted	A079U4027F	1		
	Glass, Door 1/4 Light, LH, Clear	A079U4017F	1		
10	Drop Glass, Door, RH, Tinted	A079U4028F	1		R/B A082U5034F
	Drop Glass, Door, RH, Tinted	A082U5034F	1		
	Drop Glass, Door, RH, Clear	A079U4020F	1		
11	Drop Glass, Door, LH, Tinted	A079U4029F	1		R/B A082U5035F
	Drop Glass, Door, LH, Tinted	A082U5035F	1		
	Drop Glass, Door, LH, Clear	A079U4019F	1		
	Finisher, Door Top, External, RH	F079U4316	1		

PLATE Ref.No.	DESCRIPTION	PART NUMBER	QUANTITY		REMARKS
			ALL		
11.01A					
12	Finisher, Door Top, External, LH	F079U4315	1		
	Nut, Plain, 4BA, Finisher Fixing	A075W3057F	6		
	Washer, Flat, Finisher Fixing	A075W4001F	6		
13	Weatherstrip, Door Glass, External	C079U4434F	2		
	Backing Strip, Weatherstrip/Finisher	D079U4438K	2		
	Pop Rivet, Weatherstrip/Finisher	A075W6071F	26		
	Finisher/Weatherstrip Assy. RH	A079U4576J	1		
	Finisher/Weatherstrip Assy. LH	A079U4577J	1		
14	Seal, Drop Glass, Internal	A079U4175K	2		
15	Seal, Door 1/4 Light, Internal	A079U4176K	2		
	Clip, Seal to Door Trim Channel	A075W6054Z	16		
16	Door Weatherstrip	A079U4197F	2		
	Secondary Door Seal (Wedge)	A082U4870F	2		
20	Glass, Rear 1/4 Light, RH, Tinted	A079U4550F	1		
	Glass, Rear 1/4 Light, RH, Clear	A079U4548F	1		
21	Glass, Rear 1/4 Light, LH, Tinted	A079U4551F	1		
	Glass, Rear 1/4 Light, LH, Clear	A079U4599F	1		
22	Spacer, 4mm, Glass to Body	A075U0588F	8		
23	Trim, ABS, Rear 1/4 Glass, RH	A079U4570K	1		
24	Trim, ABS, Rear 1/4 Glass, LH	A079U4569K	1		
25	Sill Finisher, Rear 1/4 Glass, RH	B079U4572F	1		
26	Sill Finisher, Rear 1/4 Glass, LH	B079U4571F	1		
27	Nut, 10 UNF, Finisher Fixing	A075W3013F	4		
28	Washer, Finisher Fixing	A075W4017F	4		
35	Glass, Rear Bulkhead	A079U4032F	1		
36	Spacer, Glass to Surround	A075U0588F	6		
37	Surround, Bulkhead Glass Mounting	B079B4037K	1		Without 'Glass Roof'
	Surround, Bulkhead Glass Mounting	A082B4498K	1		With 'Glass Roof'
	Foam Strip, Surround to Body	A036B6213V	3m		
38	Screw, 1/2", Surround to Body	A075W5014Z	9		
39	Screw, 3/4", Surround to Body	A075W5028Z	5		

PLATE Ref.No.	DESCRIPTION	PART NUMBER	QUANTITY		REMARKS
			ALL		
11.01A					
40	Glass, Tailgate, Heated	A082U4669P	1		
	Glass, Tailgate, Unheated	A082U4668F	1		
41	Spacer, 4mm, Glass to Tailgate	A075U0588Z	4		
42	Surround, Tailgate Glass	B082U4940K	1		



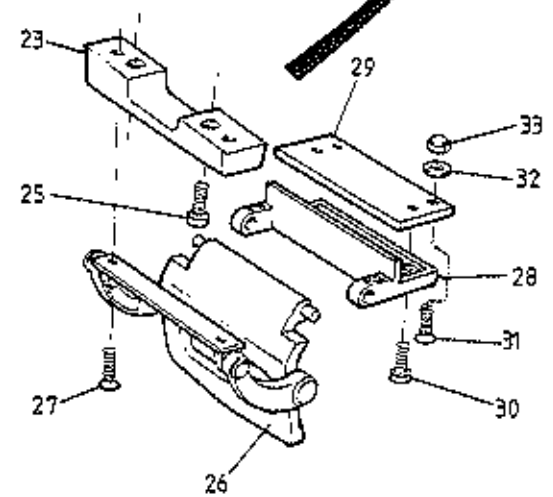

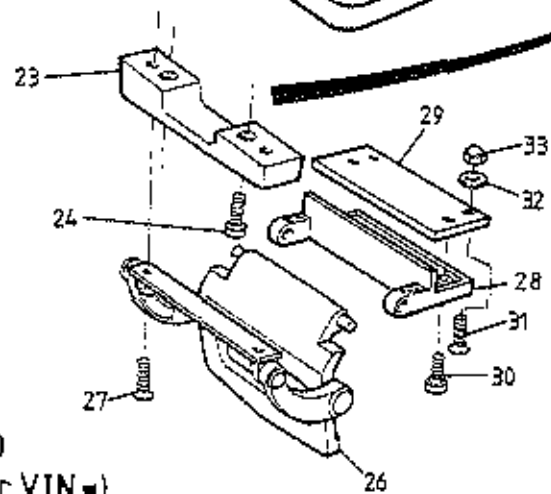
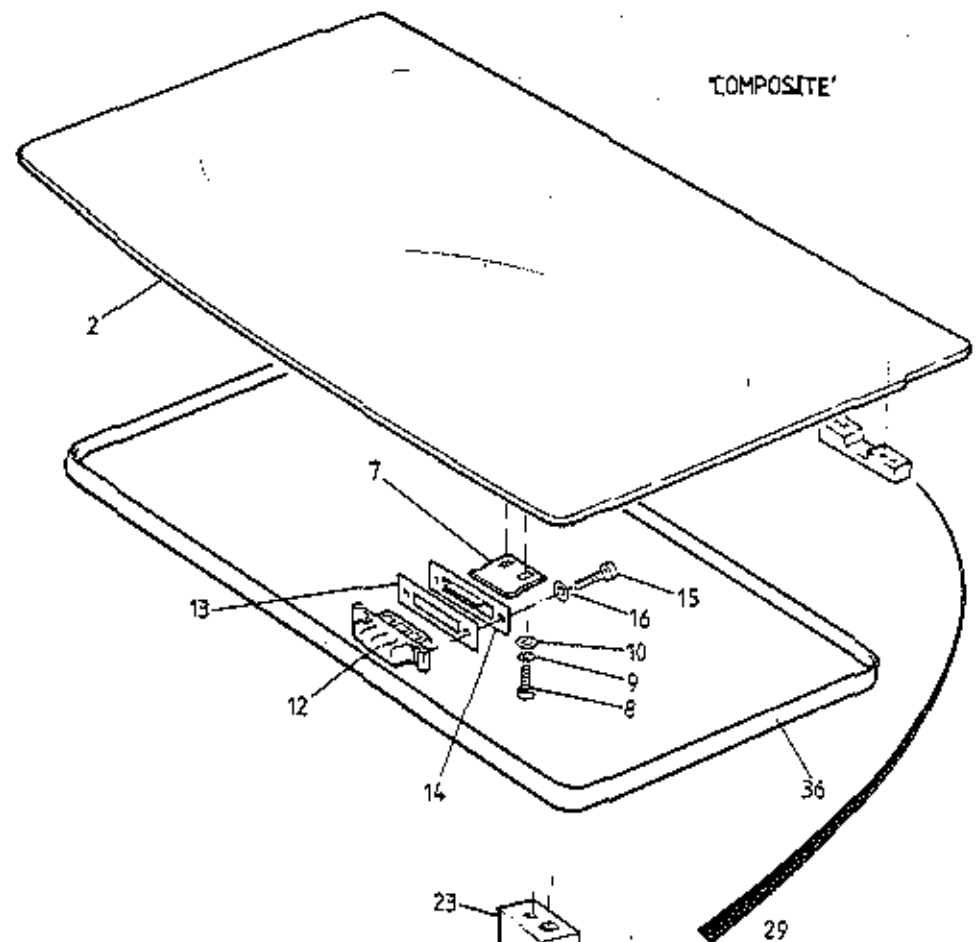
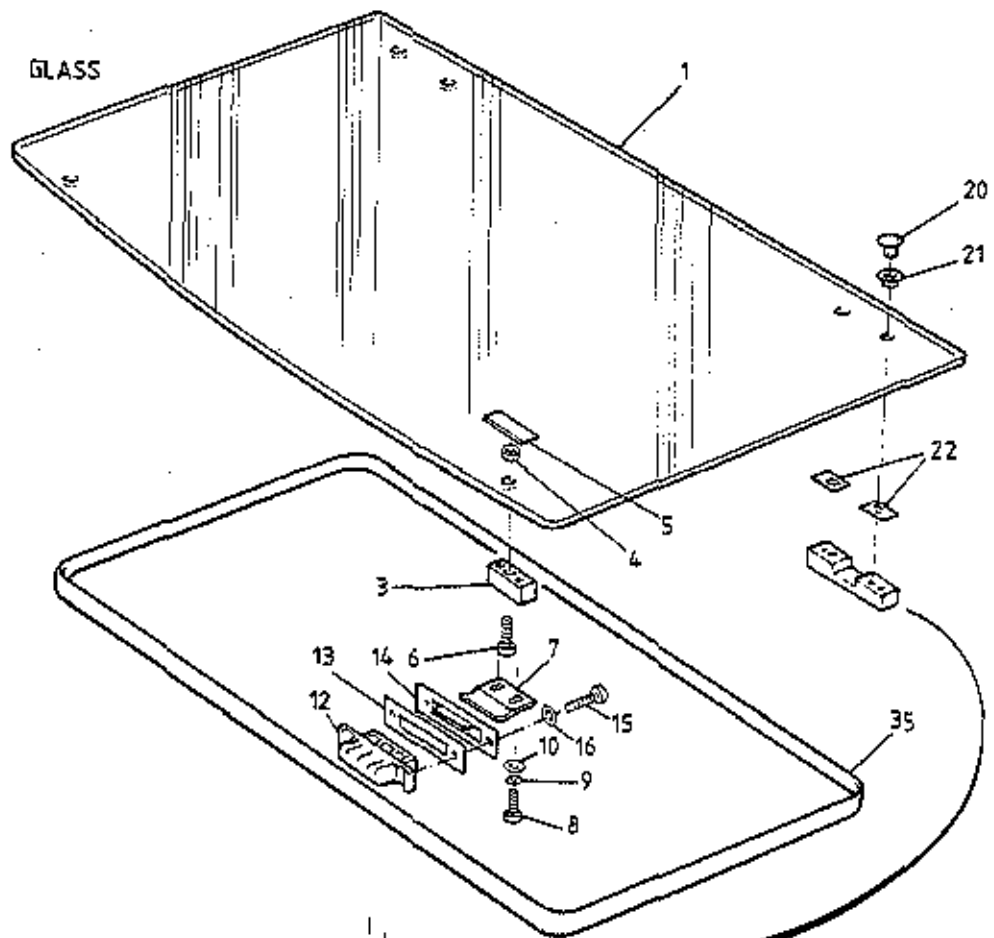
USA
TURBO
11.02A

ILLUS NO.	DESCRIPTION	PART NUMBER	QUANTITY		REMARKS
			ALL		
11.02A					
1	Door Window Frame, RH	D082U5784F	1		
	Door Window Frame, LH	D082U5783F	1		
3	Setscrew, M5 x 16, Shell Top Rear/Window Frame	A082W1088F	4		
4	Washer, Flat, Shell Top Rear/Window Frame	A082W4098F	4		
5	Studplate, M6 x 50, Frame to Door Beam	A082U5806F	2		
6	Studplate, M6 x 40, Frame to Door Beam	A082U5947F	6		
7	Studplate, M6 x 30, Frame to Door Beam	A082U5948F	2		
8	Washer, Penny, M6, Frame to Door Beam	A075W4015Z	10		
9	Nut, Nyloc, M6, Frame to Door Beam	A075W3009Z	10		
10	Spacer, Frame to Door Beam	A082U5948F	A/R		
12	Sealing Channel, Drop Glass to Window Frame	C082U5822J	2		
	Guide Rail, Drop Glass, RH	B079U4250F	1		
13	Guide Rail, Drop Glass, LH	B079U4249F	1		
14	Fixing Plate, M6, Guide to Beam	A079U4329K	4		
15	Screw, M6 x 30, Guide to Beam	A079W4252F	1		
	Carriage Plate, RH	B079U4252F	1		
17	Carriage Plate, LH	B079U4253F	1		
18	Wheel, Carriage Plate	D036B0433Z	8		
19	Shoulder Pin, Wheel Pivot	B079U4265F	8		
20	Washer, Wheel Pivot	A075W4000Z	8		
	Carrier Channel, Drop Glass, RH	A079U4256J	1		
22	Carrier Channel, Drop Glass, LH	A079U4257J	1		
23	Nut, Nyloc, M6, Channel to Carrier	A075W3009Z	4		
24	Pad, Drop Glass Abutment	A085U4866K	2		
	Window Motor, RH	A082M6354F	1		
26	Window Motor, LH	A082M6353F	1		
27	Screw, 1/4" UNF x 1/2", Motor to Bracket	A075W1018F	8		
	Finisher, Front, Door Shell/Window Frame, RH	A082U7014K	1		
30	Finisher, Front, Door Shell/Window Frame, LH	A082U7013K	1		
	Pop Rivet, Finisher to Door Shell	A075W6071Z	6		
	Finisher, Rear, Door Shell/Window Frame, RH	A082U7016K	1		
31	Finisher, Rear, Door Shell/Window Frame, LH	A082U7015K	1		
	Rokut Rivet, Finisher to Door Shell	A079W6195Z	4		

APR 1988

d3Ep3

X180 Turbo 11.02A



X180 TURBO
11-05A (Prior VIN ■)

ILLUS. NO.	DESCRIPTION	PART NUMBER	QUANTITY		REMARKS
			GLASS ROOF	COMP. ROOF	
11.05A					
					<u>This page for Cars Prior VIN * only.</u> <u>For Cars from VIN * see 11.05B.</u>
1	Glass Roof	A082U5799F	1		
2	'Composite' Roof	B082B4670K		1	inc. Headlining. See 15.01A
3	Plinth, Tongue to Glass Roof	A082U6100F	2		
4	Sealing Ring, Plinth to Glass Roof	A082U6103F	2		
5	Tapping Plate, Tongue to Glass Roof	A082U4978F	2		
6	Screw, M5 x 10, Tapping Plate to Plinth	A082W5097F	2		
7	Tongue, Roof Front	A082U6101F	2	2	
8	Screw, 10 UNF x 3/8", Tongue to Roof	A075W5058Z	4	4	
9	Washer, Shakeproof, Tongue to Roof	A075W4043Z	4	4	
10	Washer, Flat, Tongue to Roof	A075W4000Z	4	4	
	Slot Recess, RH	A082U6098F	1	1	
12	Slot Recess, LH	A082U6097F	1	1	
13	Gasket, Slot Recess to Body	A082U6099F	2	2	
14	Bracket, Roof Anti-Rattle	A082U5771F	2	2	
15	Screw, 10 UNF x 3/4", Slot Recess to Body	A075W5061Z	4	4	
16	Washer, Flat, Slot Recess to Body	A075W4000Z	4	4	
20	Cap, Glass Roof	A082U6134F	4		
21	Sealing Washer, Cap	A082U6136F	4		
22	Spacer, Plinth to Glass	A082U5865F	12		R/B A082B6122K & A082B6000K
	Spacer, Handle to Plinth	A082B6122K	2		
	Spacer, Handle to Plinth	A082B6000K	4		
23	Plinth, Handle to Roof	B082U5797F	2	2	
24	Screw, M5 x 12, Plinth to Glass Roof	A075W5120Z	4		
25	Screw, M5 x 12, Plinth to 'Composite' Roof	A075W5085Z		4	
26	Handle Assembly, 'Panorama'	A082U6127F	2	2	
27	Screw, M4 x 12, Handle to Plinth	A082W5121F	4	4	R/B A089W5109F
	Screw, M4 x 16, Handle to Plinth	A089W5109F	4	4	
28	Latch Bracket, Handle Assembly	A082U6126F	2	2	
29	Tapping Plate, Mounting Plate to Body	A082W5958F	4	4	* VIN 82 D 3135
30	Screw, M5 x 10, Mounting Plate to Body	A082W5097F	4	4	82 - 1026
31	Screw, M5 x 20, Tapping Plate to Body	A089W5106F	4	4	

APR 1988
dlbp4

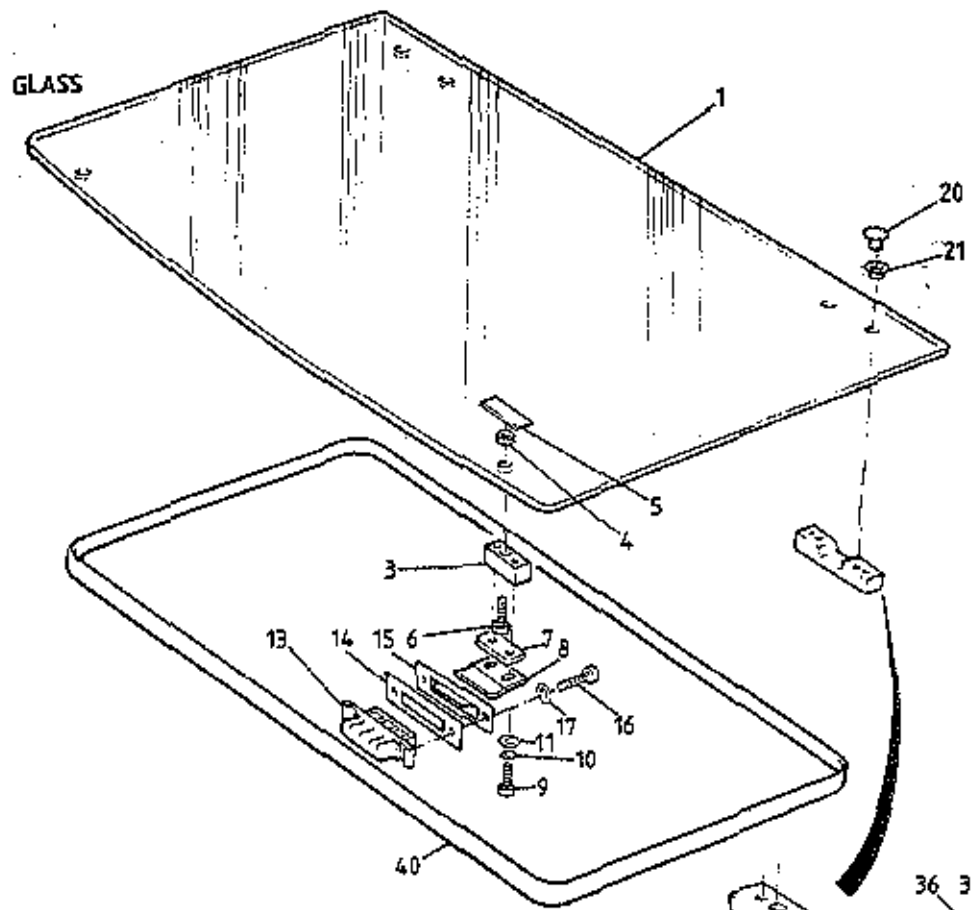
X180 Turbo Prior VIN * 11.05A
Page 1

ILLUS NO.	DESCRIPTION	PART NUMBER	QUANTITY		REMARKS
			GLASS ROOF	COMP. ROOF	
11.05A					
					<u>This page for Cars Prior VIN * only.</u> <u>For Cars from VIN * see 11.05B.</u>
32	Washer, Flat, M5, Tapping Plate to Body	A075W4000Z	4	4	
32	Nut, Dome, M5, Tapping Plate to Body	A082W3086F	4	4	
35	Seal, Glass Roof to Body	A082U6123F	3m		
36	Seal, 'Composite' Roof to Body	A089U6055F		3m	
	Bag, Roof Storage	A082V7289J	1	1	


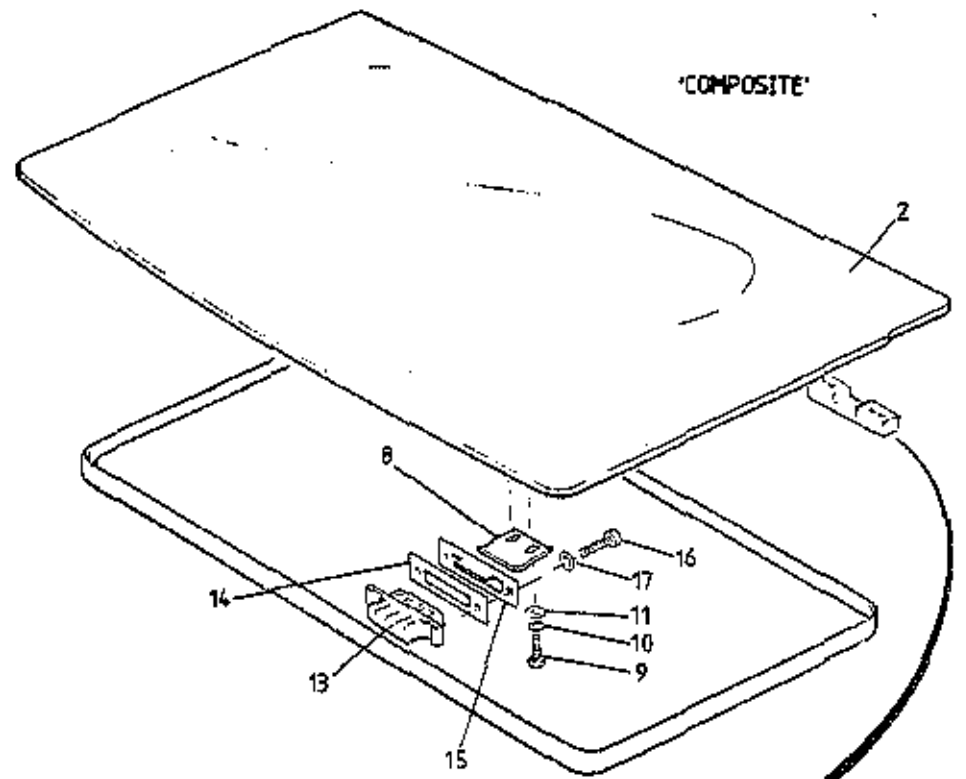
* VIN 82 D 3135
82 - 1026

X180 Turbo Prior VIN * 11.05A
Page 2

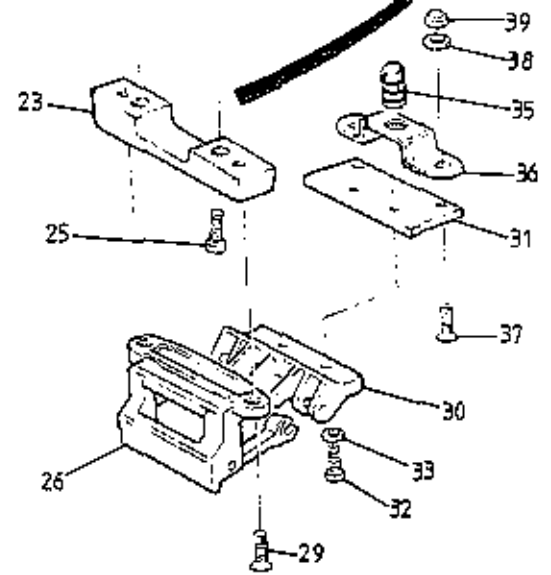
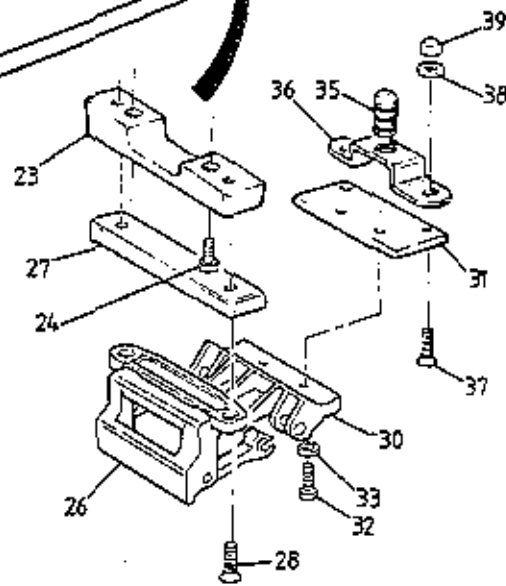
GLASS



'COMPOSITE'



X160 TURBO
11-05B (From VIN*)



ILLUS. NO.	DESCRIPTION	PART NUMBER	QUANTITY		REMARKS
			GLASS ROOF	COMP. ROOF	
11.05B					
					<u>This page for Cars From VIN * only.</u> <u>For Cars Prior VIN * see 11.05A</u>
1	Glass Roof	A082U5799F	1		
2	'Composite' Roof	B082B4670K		1	inc. Headlining. See 15.01A
3	Plinth, Tongue to Glass Roof	A082U6100F	2		
4	Sealing Ring, Plinth to Glass Roof	A082U6103F	2		
5	Tapping Plate, Tongue to Glass Roof	A082U4978F	2		
6	Screw, M5 x 10, Tapping Plate to Plinth	A082W5097F	2		
7	Spacer, Tongue to Glass Roof	A082U7137K	2		
8	Tongue, Roof Front	A082U6101F	2	2	
9	Screw, 10 UNC x 5/8", Tongue to Roof	A082W5120F	4	4	
10	Washer, Shakeproof, Tongue to Roof	A075W4043Z	4	4	
11	Washer, Flat, Tongue to Roof	A075W4000Z	4	4	
	Slot Recess, RH	A082U6098F	1	1	
13	Slot Recess, LH	A082U6097F	1	1	
14	Gasket, Slot Recess to Body	A082U6099F	2	2	
15	Bracket, Roof Anti-Rattle	A082U5771F	2	2	
16	Screw, M5 x 25, Slot Recess to Body	A075W5115F	4	4	
17	Washer, Flat, M5 x 12, Slot Recess to Body	A075W4063Z	4	4	
20	Cap, Glass Roof	A082U6134F	4		
21	Sealing Washer, Cap	A082U6136F	4		
23	Plinth, Handle to Roof	A082U7091F	2	2	
24	Screw, M4 x 12, Plinth to Glass Roof	A075W5120Z	4		
25	Screw, M4 x 12, Plinth to 'Composite' Roof	A075W5085Z		4	
26	Handle Assembly, 'Autoroof'	A082U6160F	2	2	
27	Spacer, Handle Assembly to Plinth	B082U7138F	2		
28	Screw, M5 x 20, Handle to Plinth	A075W5084F	4		
29	Screw, M5 x 25, Handle to Plinth	A082W5115F		4	
30	Latch Bracket, Handle Assembly	A082U6161F	2	2	
	Spacer, Latch Bracket to Tapping Plate	A082U7092K	2	2	If Fitted
31	Tapping Plate, Latch Bracket to Body	A082U7090F	2	2	* VIN 82 D 3135
32	Screw, M5 x 10, Latch Bracket to Body	A082W5097F	4	4	82 - 1026
33	Washer, Shakeproof, M5, Latch Bracket to Body	A075W4045Z	4	4	

APR 1988
dlBp6

X180 Turbo From VIN * 11.05B
Page 1

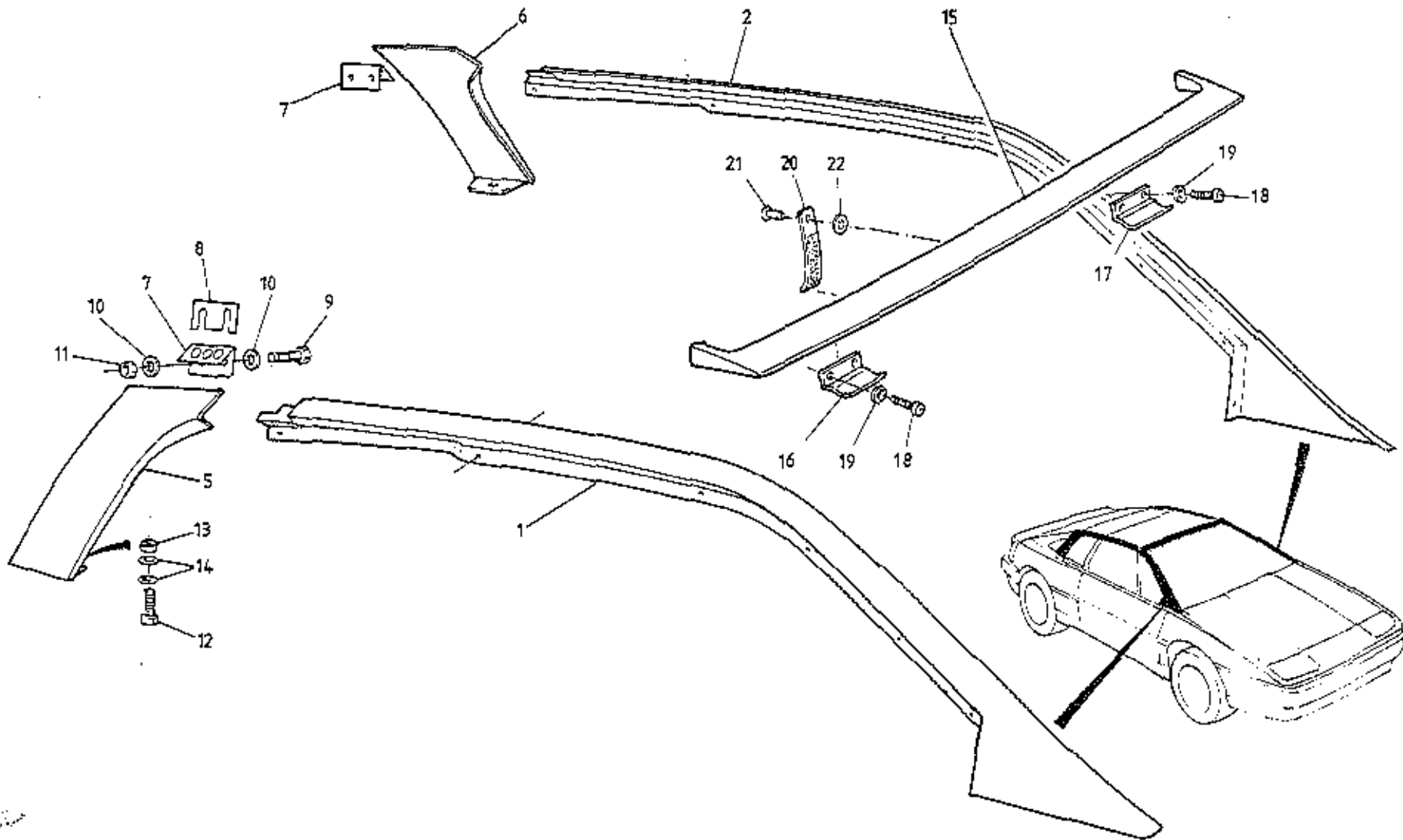
ILLUS. NO.	DESCRIPTION	PART NUMBER	QUANTITY		REMARKS
			GLASS ROOF	COMP. ROOF	
11.05B					
					<u>This Page for Cars From VIN * only.</u> <u>For Cars Prior VIN * see 11.05A</u>
35	Buffer, Adjustable, Rubber, Roof Abutment	A082U6163F	2	2	
36	Bracket, Adjustable Buffer	A082U7098F	2	2	
37	Screw, M5 x 20, Buffer Bracket to Body	A089W5106F	4	4	
38	Washer, Flat, Buffer Bracket to Body	A075W4000Z	4	4	
39	Nut, Dome, M5, Buffer Bracket to Body	A08ZW3086F	4	4	
40	Seal, Glass Roof to Body	A082U6123F	3m		
41	Seal, 'Composite' Roof to Body	A089U6055F		3m	
	Bag, Roof Storage	A08ZV7289J	1	1	

APR 1988

dLEp7

* VIN 82 D 3135
82 - 1026

X180 Turbo From VIN * 11.05B
Page 2

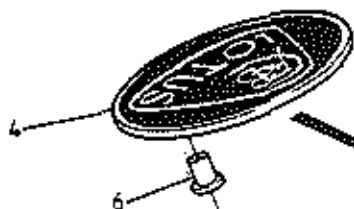


X180 TURBO
 1201A

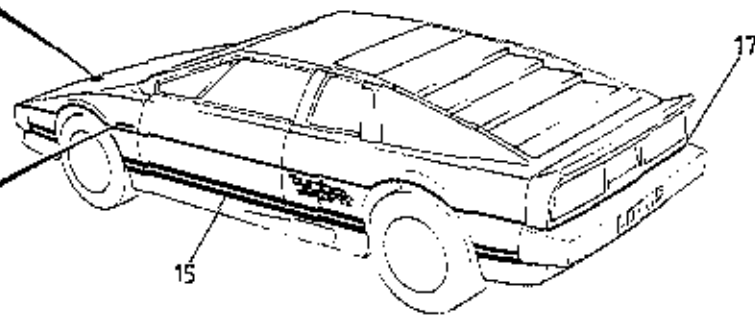
PLATE Ref.No.	DESCRIPTION	PART NUMBER	QUANTITY		REMARKS
			ALL		
12.01A					
1	Capping Rail, LH	A082B4455K	1		
2	Capping Rail, RH	A082B4454K	1		
	Pop Rivet, Capping Rail to Body	A075W6066Z	14		
5	Finisher Strip, Capping Rail to Body	A079U4010F	2		
	Pop Rivet, Finisher to Body	A075W6071Z	22		
6	Air Scoop, LH, Engine Bay Ventilation	A079B4127K	1		
7	Air Scoop, RH, Engine Air Intake	A079B4126K	1		
8	Grommet, Air Scoop to Body	A075U6058Z	8		
9	Rubber Washer, Air Scoop Fix	A036L6019Z	8		
10	Washer, Flat	A075W4000Z	8		
11	Nut, Nylor, 10 UNF	A075W3000Z	8		
12	Finisher, 'B' Post, LH	B079B4035K	1		
13	Finisher, 'B' Post, RH	B079B4036K	1		
	Pop Rivet, Finisher Fix	A075W6065Z	16		
14	Foam Mesh, 'B' Post Ventilation	A079U4418K	2		
20	Wind Deflector	A082B4512	1		In Primer. Detachable Roof Models
21	Retainer Tongue, LH, Wind Deflector	A082U4985F	1		
22	Retainer Tongue, RH, Wind Deflector	A082U4986F	1		
23	Screw, 10 UNF, Tongue to Deflector	A075W5059Z	4		
24	Washer, Tongue to Deflector	A075W4000Z	4		
25	Strap, Deflector Retaining		1		
26	Rivet, Strap to Deflector	A079W6195Z	1		
27	Spring Clip, Strap Rivet	A075W6173F	1		

turbo
esprit

10




PRIOR TO 85 M.Y.



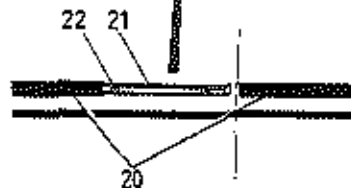
1 styled by giugiaro

1985 M.Y. ON



turbo
esprit

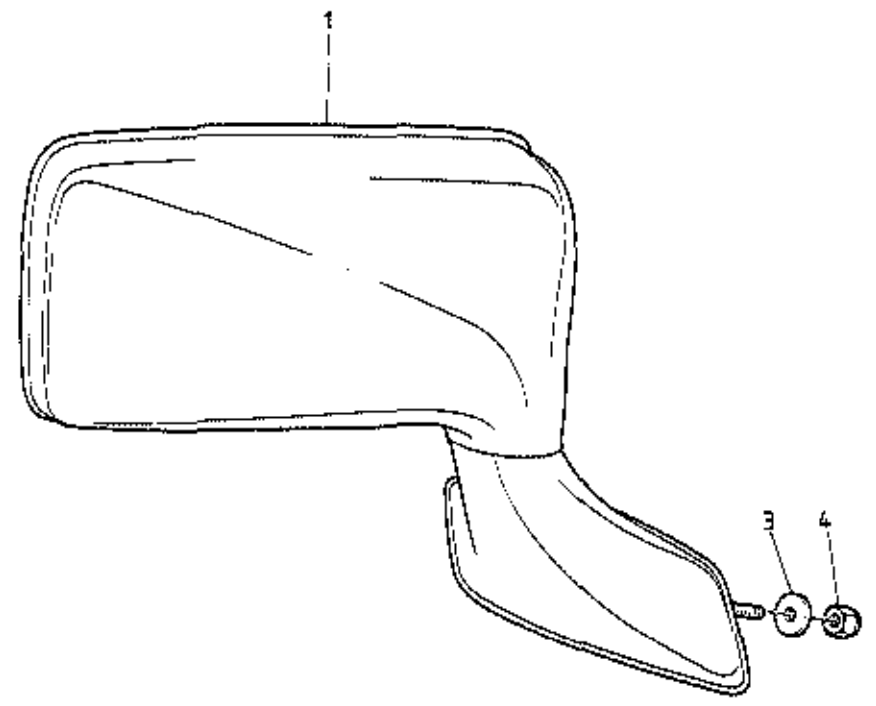
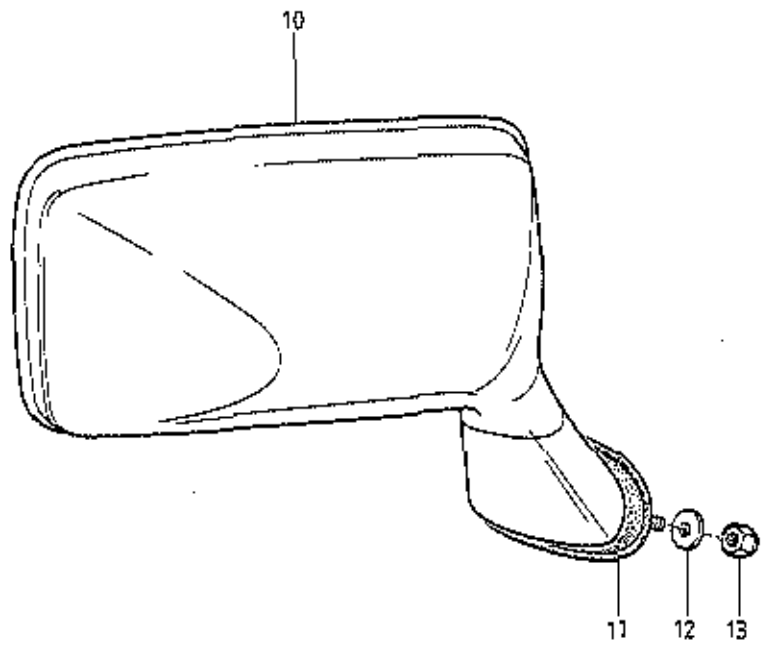
11



USA TURBO
12.05A

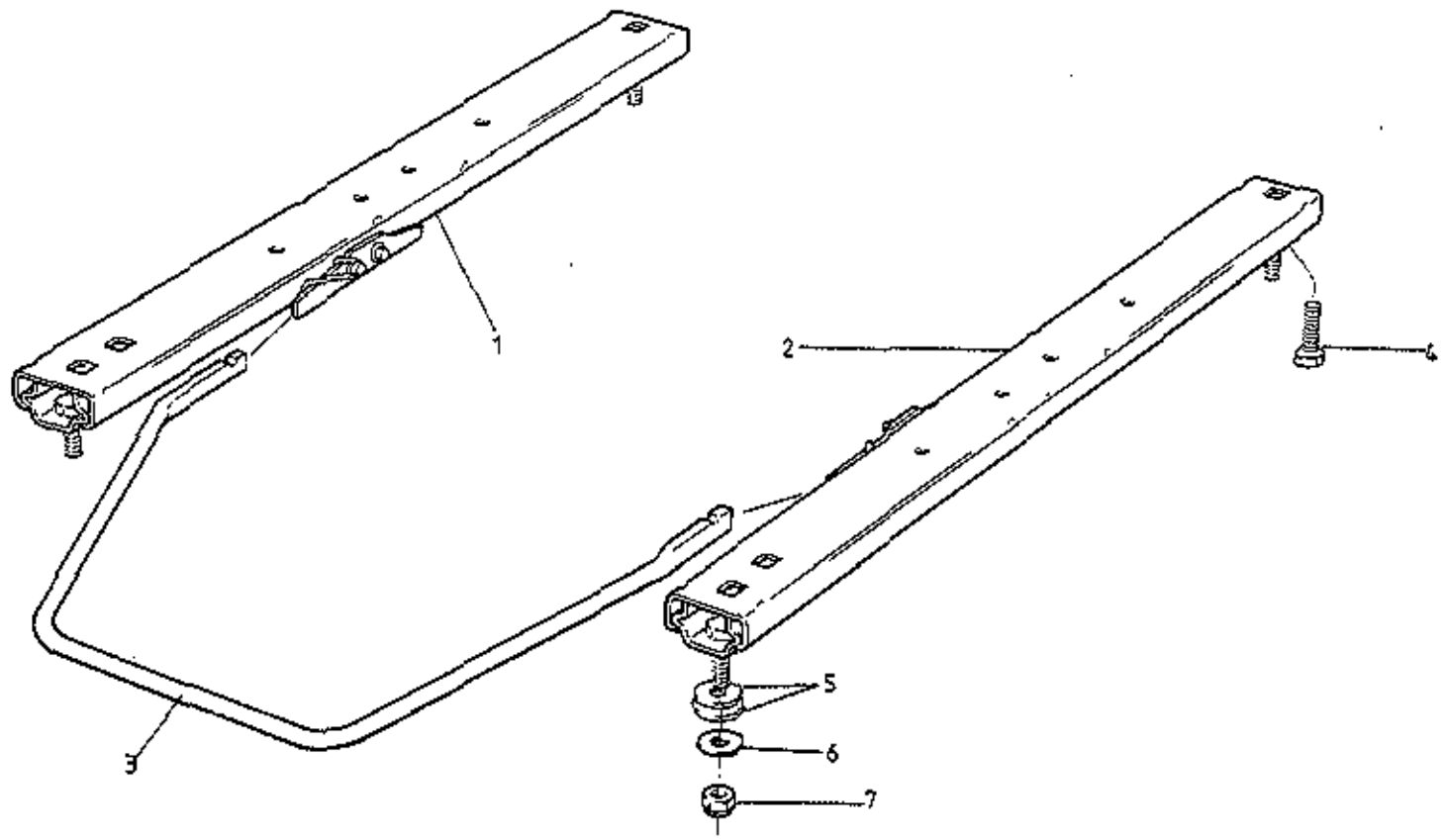
PLATE Ref.No.	DESCRIPTION	PART NUMBER	QUANTITY		REMARKS
			CARB	H.C.I.	
12.05 A					
1	Badge, 'Styled by Giugiaro'	A079U4047F	2	2	
4	Nose Badge, 'Old' Style , Black/Silver	C036B0269F	1	1	
	Nose Badge, 'Old' Style , Black/Gold	D036B0269F	1	1	R/B C079U4607F
	Nose Badge, 'Old' Style , Black/Gold	C079U4607F	1	1	
5	Nose Badge, 'New' Style , Green/Gold	A089U1550P	1	1	
	Nose Badge, 'New' Style , Black/Gold	A089U1610F	1	1	
6	Rawlnut, 2BA, Nose Badge Fixing	B075W6029Z	2	2) As Required
	Rawlnut, M5; Nose Badge Fixing	A075W6074F	2	2)
10	Decal, 'Turbo Esprit', Red	A082U4952F	2		
	Decal, 'Turbo Esprit', Gold	A082U4951F	2		
	Decal, 'Turbo Esprit', Black	A082U4953F	2		
	Decal, 'Turbo Esprit', Silver	A082U4984F	2		
11	Decal, 'Turbo Esprit HCI', Gold/Red	A082U5070F		2	
	Decal, 'Turbo Esprit HCI', Black/Red	A082U5071F		2	
	Decal, 'Turbo Esprit HCI', Gold/Black	A082U5072F		2	
15	Single Stripe, 30 mm Wide, Red	A082U4867V	10m		
	Single Stripe, 30 mm Wide, Gold	A082U4868V	10m		
	Single Stripe, 30 mm Wide, Black	A082U4869V	10m		
	Single Stripe, 30 mm Wide, Silver	A082U4884V	10m		
16	Pin Stripe, 3 mm Wide, Gold	A089U1530V	12m	12m	
	Pin Stripe, 3 mm Wide, Black	A089U1529V	12m	12m	
	Pin Stripe, 3 mm Wide, Silver	A082U5019V	12m	12m	
	Pin Stripe, 5 mm Wide, Red	A082U6104V	10m		
17	Black Tape, 8 mm Wide, Spoiler/Bumper	A082U4962V	2m		Silver/Grey Special Edition Only
20	Finisher Strip, Waistband	B076U6005F ✓	10m	10m	Prior to '85 Model Year
21	Carrier, Waistband Finisher to Door	B079U4485F	2	2	

ILLUS. NO.	DESCRIPTION	PART NUMBER	QUANTITY		REMARKS
			'CARB'	H.C.I.	
12.05 A					
22	Screw, s/t, Carrier to Door Pop Rivet, Carrier to Door Double Sided Tape, Carrier to Door Adhesive, Part A, Waistband Finisher Adhesive, Part B, Waistband Finisher	A075W5003F A075W6092Z A089U6063V A075U6088V A075U6089V	22 22 2.6m 160cc 40cc	22 22 2.6m 160cc 40cc) Alternatives)



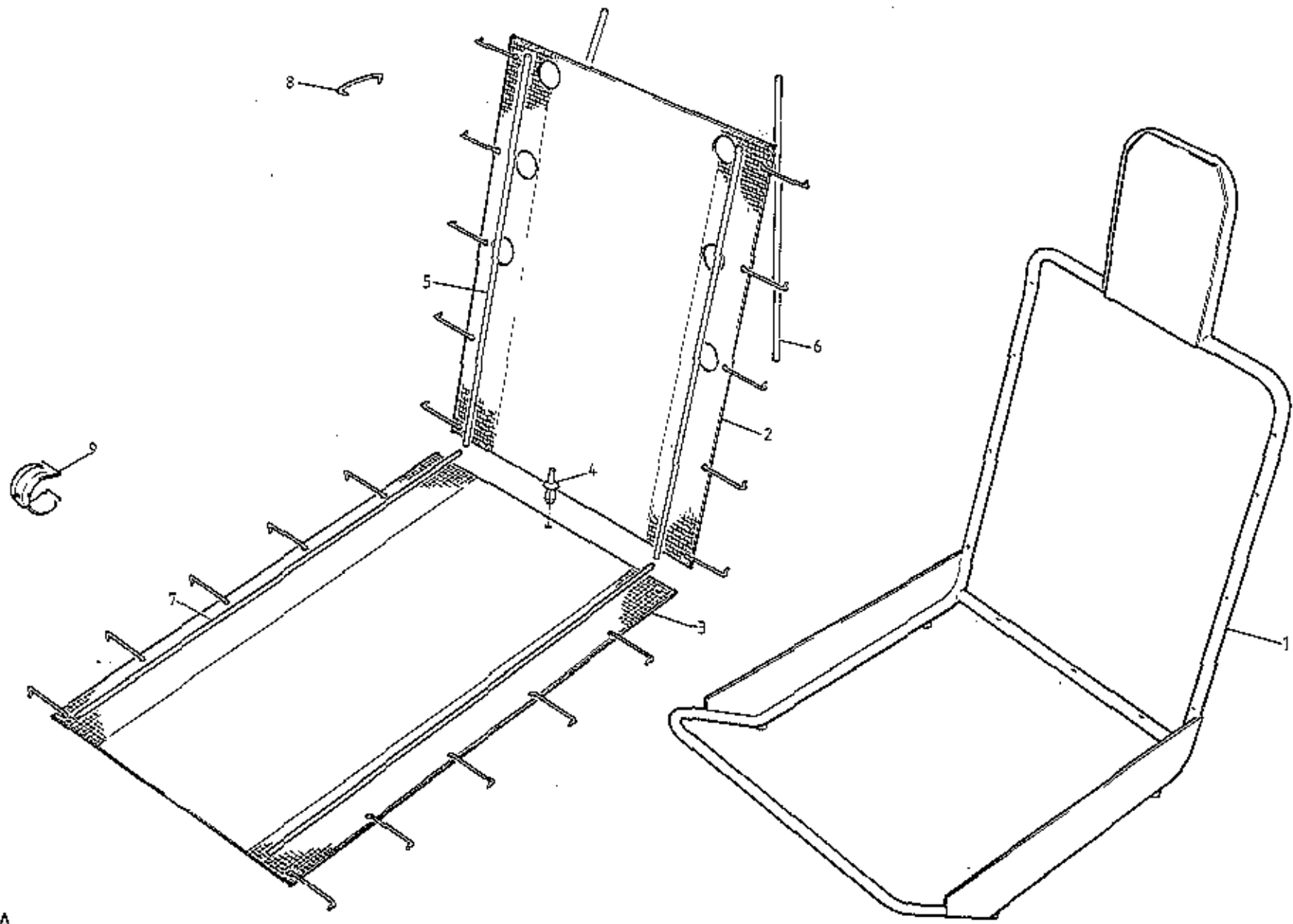
U.S.A. TURBO
12.09A

PLATE Ref.No.	DESCRIPTION	PART NUMBER	QUANTITY		REMARKS
			ALL		
12.09 A					
1	Door Mirror, RH, Flat	A079U6054F	1)
	Door Mirror, LH, Flat	A079U6053F	1)
3	Washer, Large O/D, Mirror to Door	A075W4017Z	4)
4	Nut, Nyloc, M6, Mirror to Door	A075W3009Z	4)Prior To VIN F B/C/F/K 0688
	Mirror Glass, Flat	A079U6063F	2)
	Bezel, Mirror	A079U6071F	2)
10	Door Mirror, RH, less Mirror Glass	A082M6291F	1		>
	Door Mirror, LH, less Mirror Glass	AD82M6292F	1		>
	Glass/Pad Assy. Convex, RH, Etched	A082M6296F	1		>From VIN F B/C/F/K 0688
	Glass/Pad Assy. Flat, LH	AD82M6297F	1		>
11	Gasket, Door/Mirror	A082M6305F	2		>
12	Washer, Mirror to Door	A075W4016Z	4		>
13	Nut, Nylock, M6 Mirror to Door	A075W3009Z	4		>



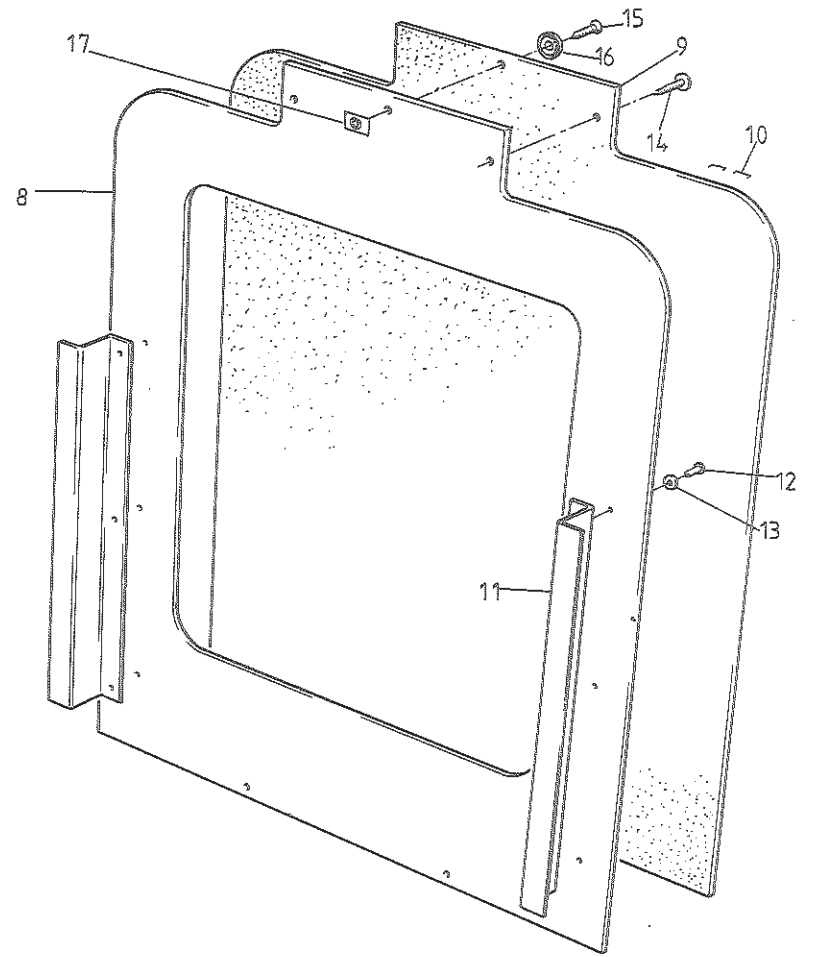
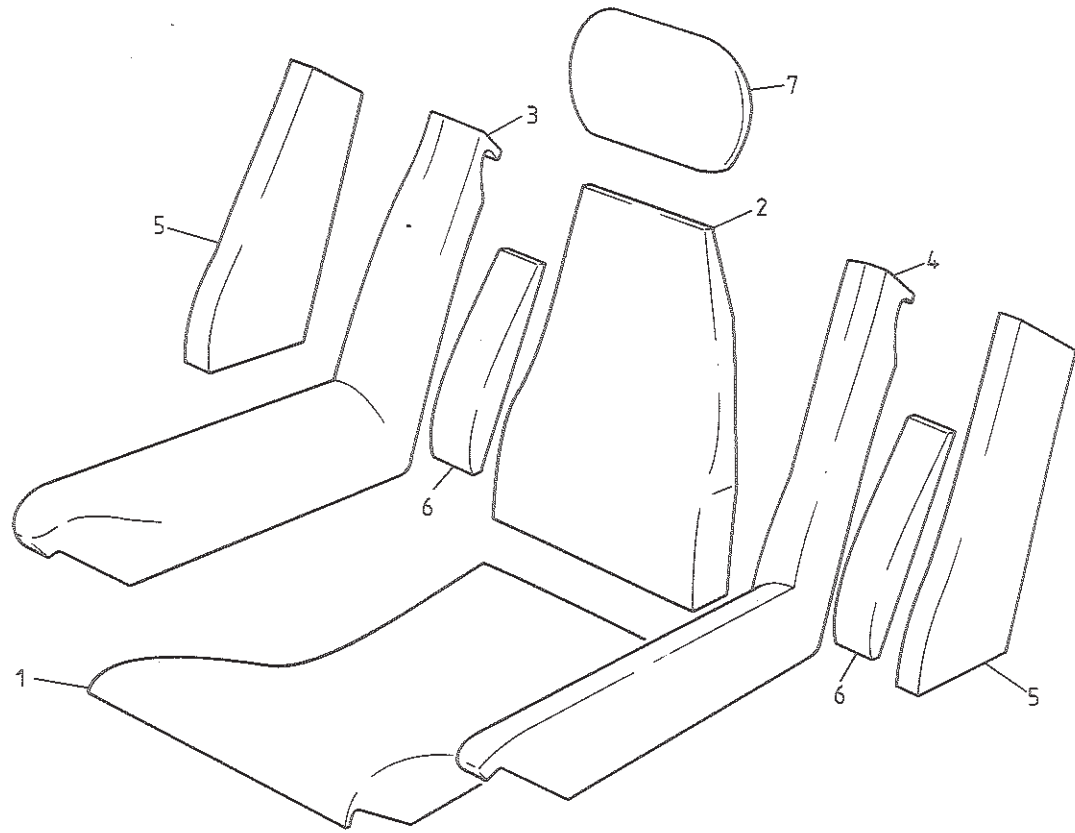
USA
TURBO
13.01A

PLATE Ref.No.	DESCRIPTION	PART NUMBER	QUANTITY		REMARKS
			ALL		
13.01A					
1	Seat Runner, RH	A082V5884K	1		
2	Seat Runner, LH	A082V5883K	1		
3	Lift Bar, Slide Release	A082V5885K	2		
4	Screw, Socket Head, Runner to Frame	A075W7006	8		
5	Washer, Spacer, Runner to Floor	A075W4027	16		
6	Washer, Flat, Large O/D, Floor Underside	A075W4021F	8		
7	Nut, Nyloc, M8, Runner to Floor	A075W3010F	8		



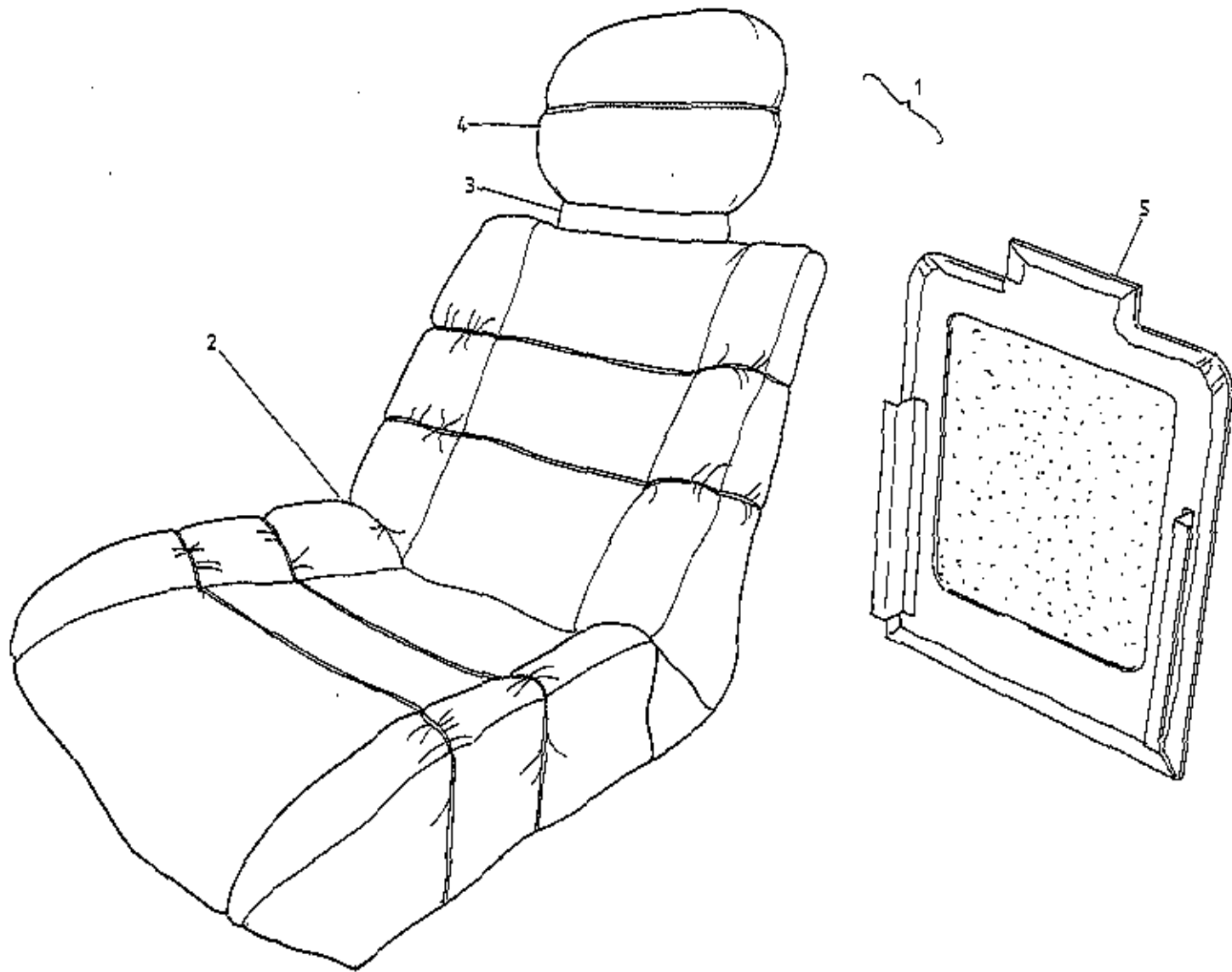
USA
TURBO
13.07A

PLATE Ref.No.	DESCRIPTION	PART NUMBER	QUANTITY		REMARKS
			ALL		
13.07 A					
1	Seat Frame	B082V5750F	2		
2	Suspension Unit, Backrest	B085V5733F	2		
3	Suspension Unit, Cushion	B085V5732F	2		
4	Rivet, Rokut, Cushion Unit to Frame	A079W6195F	6		
5	Flexolator, Backrest, 520mm	A082V4782F	4		
6	Flexolator, Backrest, 490mm	A082V4783F	4		
7	Flexolator, Cushion, 520mm	A082V4782F	4		
8	Hogring, Flexolator to Suspension Unit	A075W6076F	80		
9	Tube Clip, Trim to Frame	B079W6120F	110		
					Quantities are <u>Per Car</u>



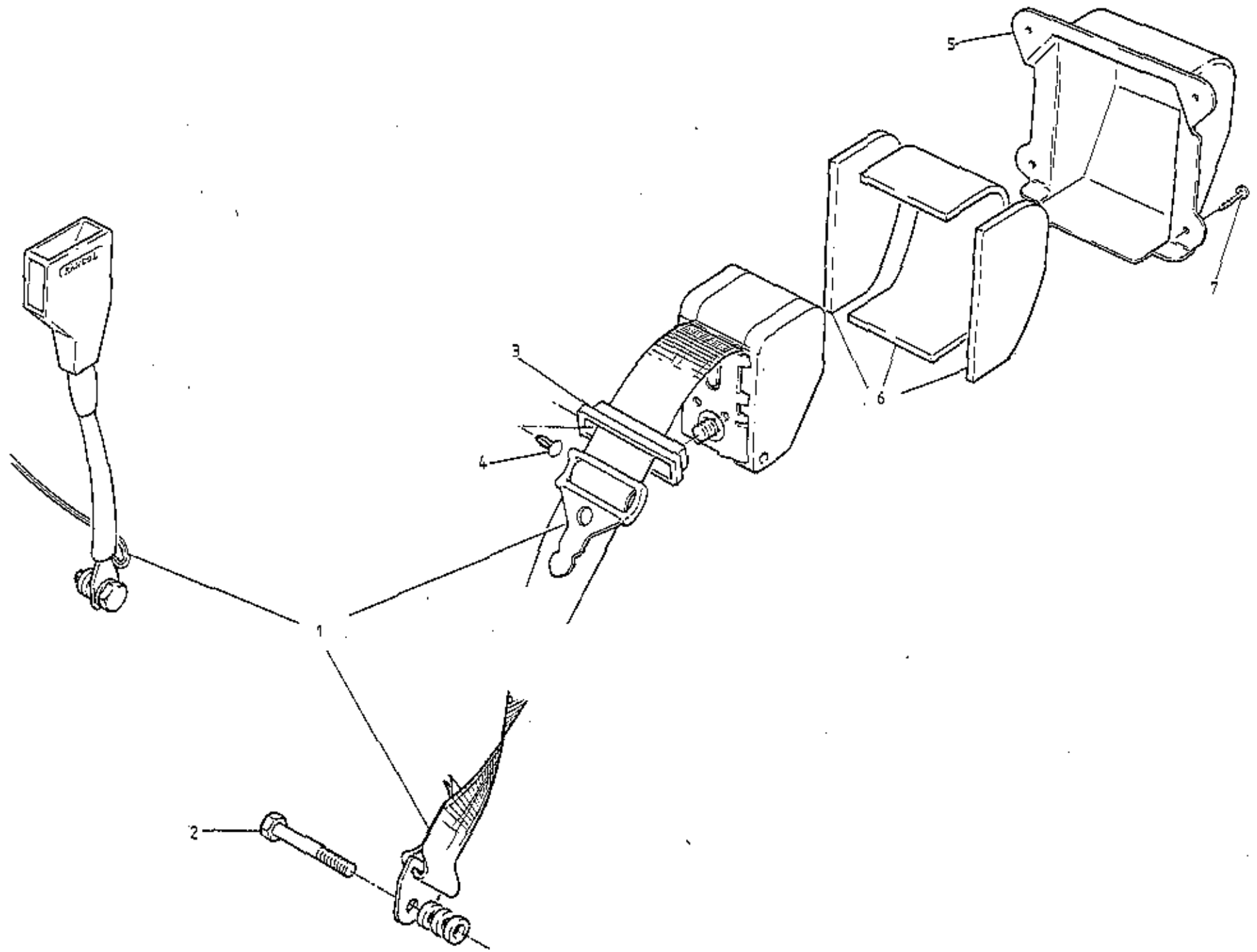
USA
TURBO
13.09A

PLATE Ref.No.	DESCRIPTION	PART NUMBER	QUANTITY		REMARKS
			ALL		
13.09 A					
1	Cushion Foam	A082V5753F	2		
2	Backrest Foam	B082V5754F	2		
3	Armrest Foam, RH	A082V5752F	2		
4	Armrest Foam, LH	A082V5751F	2		
5	Backrest Side Foam	A082V5887K	4		
6	Lumbar Foam	A082V5886K	4		
7	Headrest Foam	A082V4779F	2		
8	Backboard	A085V5739F	2		
9	Foam, 3mm, Seat Backboard	A079V6010V	1 sq.m		
10	Staple	A075W6100F	100		
11	Bracket, Seat Backboard Fix	A079V4122K	4		
12	Pop Rivet, Bracket to Backboard	A075W6090Z	12		
13	Washer, Pop Rivet	A075W4001	12		
14	Screw, Backboard to Seat Frame	A075W5028	8		
15	Screw, Press Stud Fix	A075W5026	4		
16	Press Stud, Headrest Collar Fix	A076W6111	4		
17	Spire Nut, Press Stud Fix	A075W6013	4		



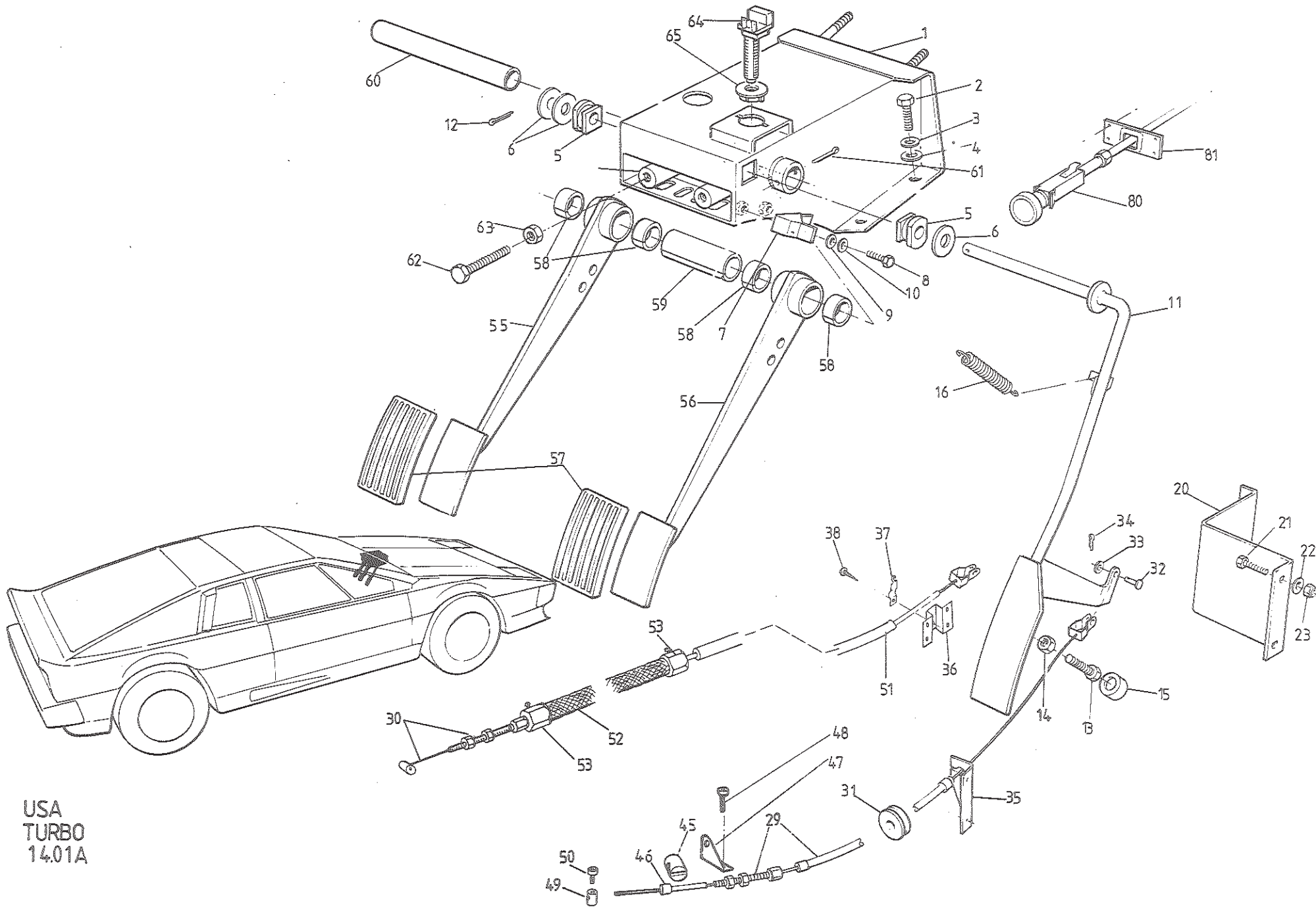
USA TURBO
13.11A

PLATE Ref.No.	DESCRIPTION	PART NUMBER	QUANTITY		REMARKS
			ALL		
13.11 A					
1	Trimmed Seat Assembly, Complete	082V7175J*	2		Special Edition Only
2	Trimmed Seat Assembly, Complete	082V7176J*	2		
2	Trim Cover, Seat	082V7181J*	2		Special Edition Only
3	Trim Cover, Seat	082V7182J*	2		
3	Collar, Seat Headrest	082V7183J*	2		* Prefix Trim Part Numbers with: A - All Leather B - All Cloth F - Leather & Cloth
4	Trim Cover, Seat Headrest	082V7184J*	2		
5	Seat Backboard, Trimmed	082V7186J*	2		
<p><u>Also Specify or Supply Sample of Colour and Vehicle Identification Number (VIN)</u></p>					
U.S.A. Turbo 13.11 A					



USA
TURBO
1327A

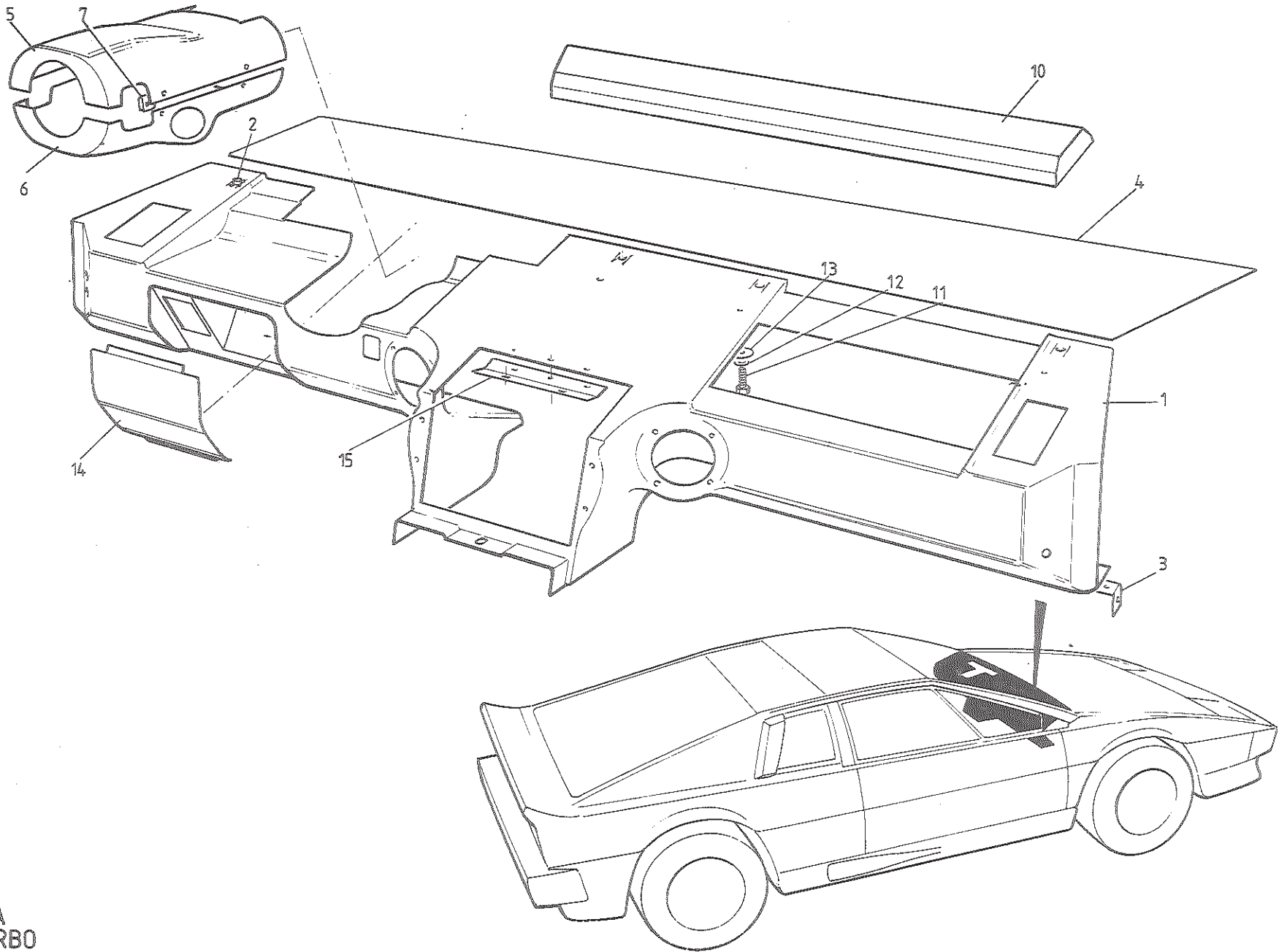
PLATE Ref.No.	DESCRIPTION	PART NUMBER	QUANTITY		REMARKS
			ALL		
13.27 A					
1	Seat Belt Assembly	B085V5730F	2		R/B A085V7166F
2	Seat Belt Assembly	A085V7166F	2		
3	Bolt, 7/16" UNF x 3 1/4, Belt to Sill	A079W2018F	2		
4	Finisher, Seat Belt Bulkhead Slot	B075V0612K	2		
5	Button, Slot Finisher Fixing	A075W6041F	4		
6	Cover, Seat Belt Reel, ABS	A082U4740K	2		
7	Foam, 10mm, Belt Reel Cover	A083V6104V	.25sqm		
	Screw, Belt Reel Cover	A075W5028Z	8		



USA
TURBO
14.01A

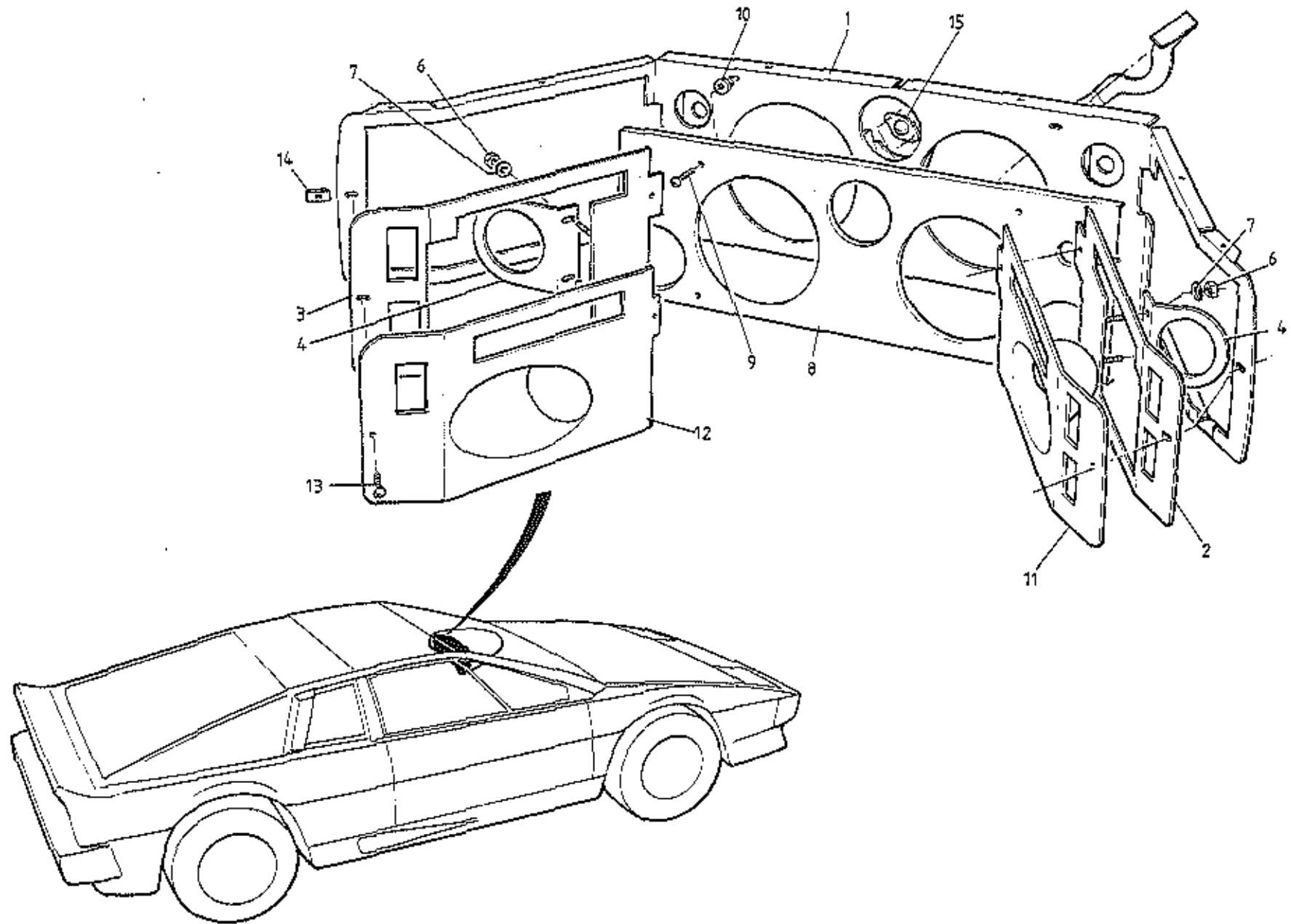
PLATE Ref.No.	DESCRIPTION	PART NUMBER	QUANTITY		REMARKS
			'CARB'	H.C.I.	
14.01 A					
1	Pedal Box (Uses Push & Twist Stop Switch)	C079J4059J	1	1	
2	Setscrew, M8 x 25, Pedal Box to Chassis	A075W1039Z	4	4	
3	Washer, Spring, Pedal Box to Chassis	A075W4048Z	4	4	
4	Washer, Flat, Pedal Box to Chassis	A075W4020Z	4	4	
5	Bearing, Throttle Pedal Pivot	A075J6005F	2	2	
6	Washer, Throttle Pedal Pivot	A075W4005F	3	3	
7	Bracket, Throttle Pedal Upstop	G079J4017F	1	1	
8	Setscrew, M6 x 16, Upstop to P/Box	A075W1028F	2	2	
9	Washer, Flat, Upstop Fix	A075W4013F	2	2	
	Nut, Nyloc, M6, Upstop Fix	A075W3009F	2		With No Pedal Box Weldnuts
10	Washer, Shakeproof	A075W4046Z	2	2	With Pedal Box Weldnuts
11	Throttle Pedal	A082J4110F	1	1	
12	Split Pin, Throttle Pedal Retention	A075W6176F	1	1	
13	Bolt, M8 x 60, Pedal Downstop	A079W1044F	1	1	
14	Locknut, M8, Downstop	A075W3026F	1	1	
15	Buffer, Pedal Downstop	XD46B6113Z	1	1	
16	Spring, Throttle Pedal Return	A075J6029F	1	1	
20	Abutment Bracket, Throttle Downstop	A079J4057F	1	1	
21	Setscrew, M6 x 16, Bracket Fix	A075W1028Z	4	4	
22	Washer, Large O/D, Bracket Fix	A075W4017Z	4	4	
23	Nut, Nyloc, M6, Bracket Fix	A075W3009Z	4	4	
29	Throttle Cable, Inc. Adjuster	C079J4016K	1		
30	Throttle Cable, inc. Adjuster	B082J4161F		1	
31	Grommet, Throttle Cable	A036B6182Z	1		
32	Clevis Pin, Cable to Pedal	A075W6030Z	1	1	
33	Washer, Cable Clevis to Pedal	A075W4000Z	1	1	
34	Split Pin, Clevis Retaining	A075W6005Z	1	1	
35	Abutment, Throttle Cable, Front	C079J4016K	1		
	Pop Rivet, Abutment to Body	A075W6090F	2		
36	Abutment Brkt. Throttle Cable Front	A082J4165F		1	
	Pop Rivet, abut. brkt. to Body	A075W6071Z		4	
37	Clamp, Throttle Cable Front Abutment	A082P4244F		1	
38	Screw, Clamp to abut. brkt	A075W5032Z		1	

PLATE Ref.No.	DESCRIPTION	PART NUMBER	QUANTITY		REMARKS
			'CARB'	H.C.I.	
14.01 A					
45	Trunnion Barrel, Carb. Throttle Lever	A082J4118F	1		
46	Spacer, Trunnion to Nipple	A082J4119F	1		
47	Bracket, Throttle Cable Abutment	A912E1639F	1		
48	Screw, Abutment to Cam Cover	A079W7011F	2		
49	Barrel, Solderless Nipple	A074K6001Z	1		
50	Screw, Solderless Nipple	B074K6002F	1		
51	Conduit, Throttle Cable	A082J4166K		2	
	'P' Clip, Conduit to Bulkhead	A075W6228F		1	
	Screw, 'P' Clip to Bulkhead	A075W5040Z		1	
	Washer, 'P' Clip to Bulkhead	A075W4000Z		1	
	'P' Clip, Conduit to eng. bay Sidewall	A075Q6013Z		1	
	Setscrew, 10 UNF, 'P' Clip to Sidewall	A075W1003Z		1	
	Washer, 'P' Clip to Sidewall	A075W4000Z		1	
	Jacknut, 'P' Clip to Sidewall	A076W3043F		1	
52	Insulation, Throttle Cable	A082J4168		1	
53	Clip, Insulation to Throttle Cable	A082L6026F		2	
55	Pedal, Clutch	A079J4051F	1		Prior to '85 Model Year
	Pedal, Clutch	A082J4125F	1	1	1985 Model Year Onwards
56	Pedal, Brake	D079J4002F	1		Prior to '85 Model Year
	Pedal, Brake	A082J4126F	1	1	1985 Model Year Onwards
57	Pad, Brake & Clutch Pedals	A079J6001F	2	2	
58	Pivot Bush, Brake & Clutch Pedals	A079J6025F	4	4	
59	Spacer, Brake/Clutch Pedals	A079J4005F	1	1	
60	Shaft, Brake & Clutch Pedal Pivot	E079J4003J	1	1	
61	Split Pin, Pedal Shaft Retaining	A075W6008Z	1	1	
62	Setscrew, M8 x 50, Brake/Clutch Upstop	A079W1044F	2	2	
63	Locknut, M8, Brake/Clutch Upstop	A075W3026Z	2	2	
64	Switch, Stop Light	A089M6019F	1	1	
65	Bush, Stop Switch Retention	A089M6020F	1	1	
80	Choke Cable Assembly	A082S4101F	1		
81	Mounting Plate, Cable to Fascia	C082U4927F	1		



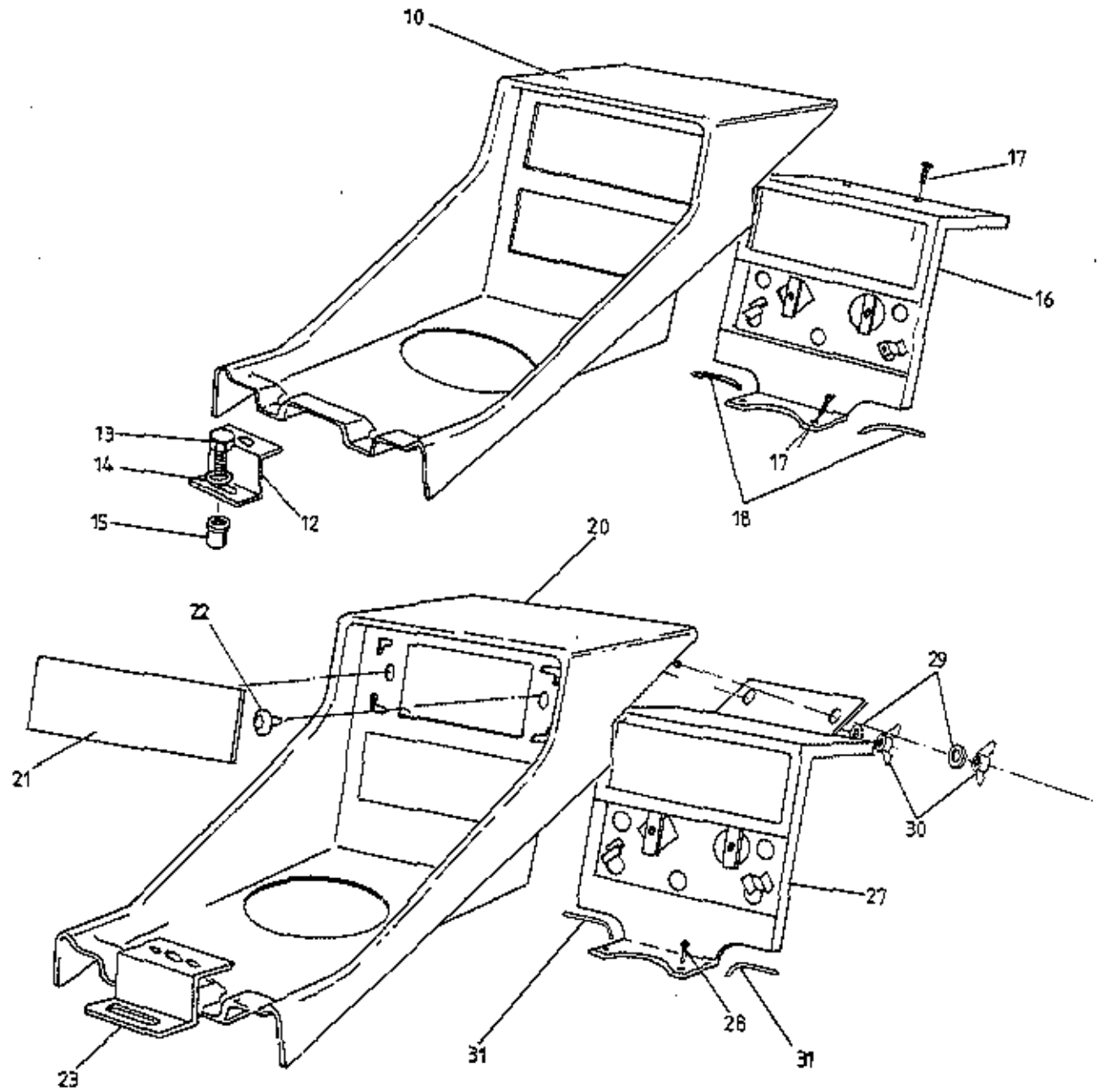
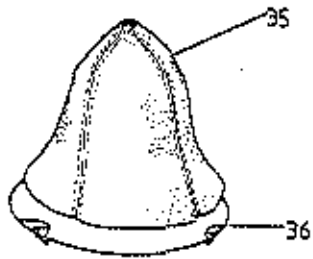
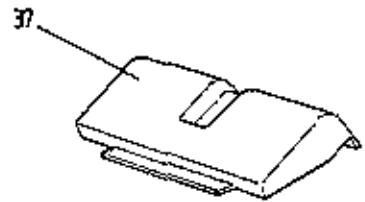
USA
TURBO
14.05A

PLATE Ref.No.	DESCRIPTION	PART NUMBER	QUANTITY		REMARKS
			ALL		
14.05 A					
1	Fascia, Trimmed	082V7187J*	1		Plain. Cut Speaker Apertures if Required *Prefix Part Numbers With: A - Leather B - Cloth (Brushed Velour) <u>Also Specify or Supply Sample of Colour and Vehicle Identification Number (VIN)</u>
2	Jacknut, M6, Fascia Fixing	A075W3034Z	1		
3	Bracket, Fascia to 'A' Post	A079U4354K	2		
4	Trim Cover, Screen Landing	082V7217K*	1		
5	Column Shroud, Top, Trimmed	082V5185J*	1		
6	Column Shroud, Bottom, Trimmed	082V5186J*	1		
7	Spire Nut, Column Shroud Fixing	A079W6024Z	4		
10	Crash Pad	082V7189J*	1		
11	Setscrew, M6 x 18, Crash Pad to Fascia	A075W1029Z	3		
12	Washer, Spring, Crash Pad to Fascia	A075W4035Z	3		
13	Washer, Large O/D, Crash Pad to Fascia	A075W4017Z	3		
14	Cover, Trimmed, Fuse Box	082V7191J*	1		
15	Bracket, Centre Console to Fascia	A082U4924F	1		
	Pop Rivet, Bracket to Fascia	A075W6091	3		



USA, TURBO
14.07A

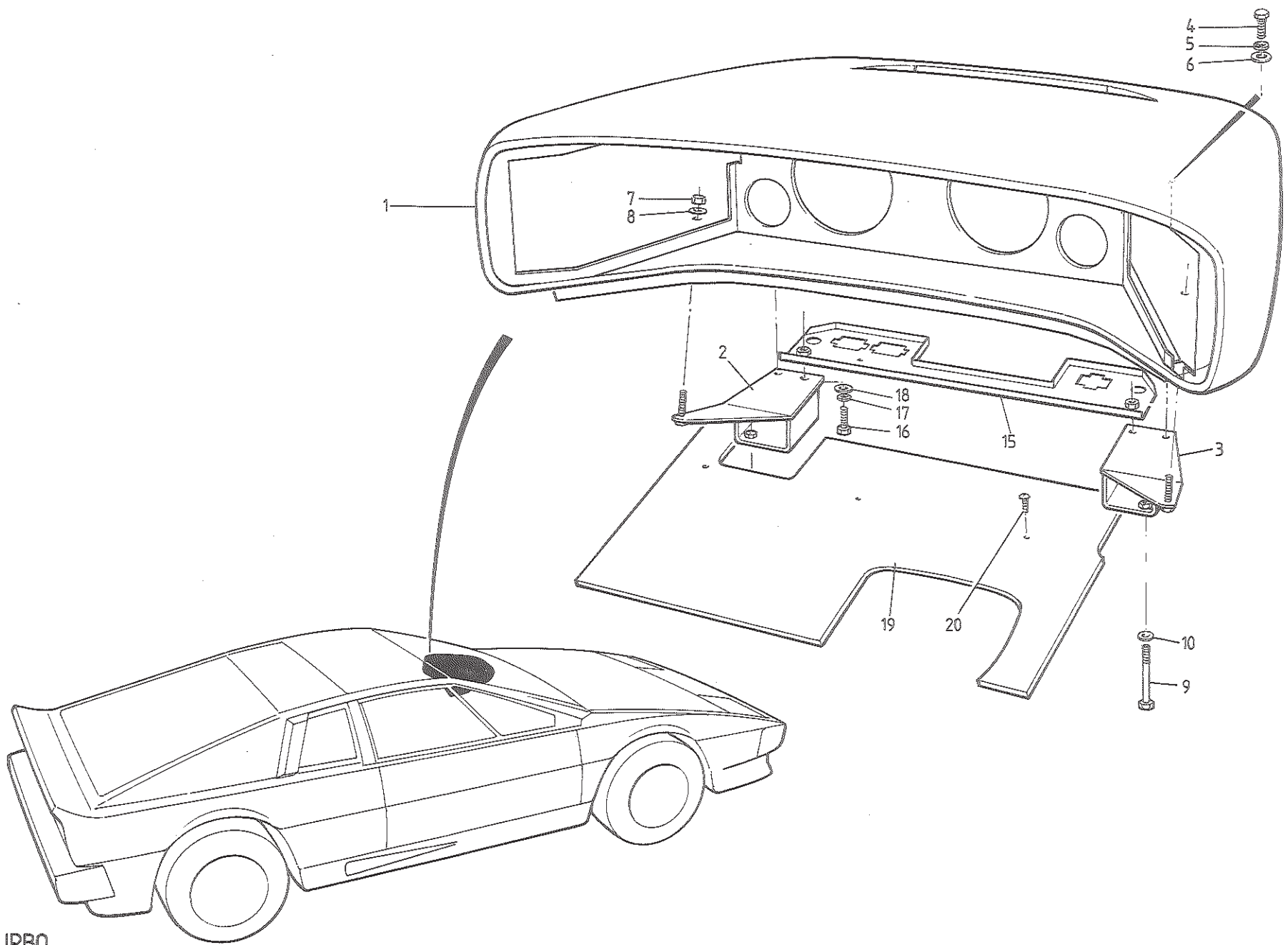
ILLUS. NO.	DESCRIPTION	PART NUMBER	QUANTITY		REMARKS
			PRIOR '86 MY	1986 M.Y.ON	
14.07A					
1	Instrument Mounting Panel, Steel	A082U4910F	1		R/B B082U4910F
	Instrument Mounting Panel, Steel	B082U4910F		1	
2	Side Panel, Binnacle, RH, Steel	B082U4902F	1	1	
3	Side Panel, Binnacle, LH, Steel	B082U4901F	1	1	
4	Bracket, Fuel/Voltmeter	A082U4903F	2	2	
	Edging Strip, Mounting Bracket	A085U6080V	100mm	100mm	
6	Nut, UNF, Bracket to Side Panel	A075W3000Z	4	4	
7	Washer, Flat, Bracket to Side Panel	A075W4011Z	4	4	
8	Mask, Instrument Panel, ABS	B082U4932K	1		
	Mask, Instrument Panel, ABS	A082U5030K		1	
9	Screw, Mask Fixing	A075W5074F	4	4	
10	Captive Nut, Mask Fixing	B075W6207F	4	4	
11	Mask, Side Panel, RH, ABS	A082U4934K	1	1	
12	Mask, Side Panel, LH, ABS	A082U4933K	1	1	
13	Screw, Side Panel Fixing	A075W5012F	2	2	
14	Spire Nut, Side Panel Fixing	A075W6172F	2	2	
	Double Sided Tape, Mask Fixing	B075U6071V	1m	1m	
15	Lens, Green, Boost Gauge Illum.	A082N6049F	1	1	



USA
TURBO
14.08A

PLATE Ref.No.	DESCRIPTION	PART NUMBER	QUANTITY		REMARKS
			ALL		
14.08A					
10	Centre Console, Trimmed, Inc. Gaitor & brkts.	082V7192J*	1		>
12	Blanking Panel, Trimmed, Radio Aperture	082V5231J*	1		>
13	Bracket, Centre Console, Rear	A085V5723K	1		>
14	Setscrew, M6 x 20, Console to Tunnel	A075W1030Z	1		>
15	Washer, Flat, Console to Tunnel	A075W4015Z	1		> Prior to VIN F B/C/E/K 0721
16	Rawlnut, M6, Console to Tunnel	A075W6140Z	1		>
17	Mounting brkt. & Light Box, Heater/ A/C Controls	A082U4918J	1		>
18	Screw, Heater/A/C Brkt. Fixing	A075W5027Z	4		>
	Spire Nut, Top Fixing	A075W6014Z	2		>
	Edge Protector, Neoprene	B075U6054V	140mm		>
20	Centre console, Trimmed, inc. gaitor & brkts.	082V7271J*	1)
21	Blanking Panel, Trimmed, Radio Aperture	082V7272J*	1)
22	Fastener, Blanking Panel Fix	A079W6162F	2)
23	Bracket, Centre Console, Rear	A085V5723K	1)
	Setscrew, M6 x20, Console to Tunnel	A075W1030Z	1)
	Washer, Flat, Console to Tunnel	A075W4015Z	1)
	Rawlnut, M6, Console to Tunnel	A075W6140Z	1) From VIN F B/C/E/K 0721
27	Mounting Bracket & Light Box, Heater/ A/C Controls	A082U5062	1)
28	Screw, brkt. to Tunnel Tunnel top	A075W5027Z	2)
29	Washer, Flat, Console/brkt. to Fascia	A082W3081	2)
	Washer, Shakeproof, Console/Brkt. to Facia	A075W4086F	2)
30	Wing Nut, Console/brkt to Fascia	A082W3081	2)
31	Edge Protector, Neoprene	B075U6054V	140mm)
35	Gaiter, Gear Lever	A082V5196K	1)
36	Retaining Ring, Gear Lever Gaiter	A085U4826K	1)
37	Window Switch Panel, Trimmed	082V7260J*	1)

* Prefix Trim Part Numbers With:
A - Leather
B - Cloth (Brushed Velour)
Also specify or supply sample of
Colour and Vehicle Identification
Number (VIN)



U.S.A. TURBO
14.10A

PLATE Ref.No.	DESCRIPTION	PART NUMBER	QUANTITY		REMARKS
			ALL		
14.10A					
1	Instrument Binnacle, Trimmed	082V7195J*	1		Includes Main Instrument Panel and Demist Duct
	Foam, Binnacle Interior, Anti-Rattle	A079V6010V	A/R		
2	Mounting Bracket, Binnacle/Fascia, LH	A082U4893F	1		
3	Mounting Bracket, Binnacle/Fascia, RH	A082U4894F	1		
4	Setscrew, M6 x 16, Binnacle to Brkt.	A075W1028Z	2		
5	Washer, Shakeproof, Binnacle to Brkt.	A075W4046Z	2		
6	Washer, Flat, Binnacle to Brkt.	A075W4015Z	2		
7	Nut, Nyloc, M6, Binnacle to Brkt.	A075W3009Z	2		
8	Washer, Flat, Binnacle to Brkt.	A075W4015Z	2		
9	Bolt, M6 x 75, Binnacle Brkt. to Fascia	A075W2036F	4		
10	Washer, Shakeproof	A075W4046F	4		
15	Bracket, Binnacle Connector Blocks	A082U4905F	1		
16	Setscrew, M6 x 18, Conn. Brkt. Fixing	A075W1029Z	2		
17	Washer, Shakeproof, " " "	A075W4046Z	2		
18	Washer, Flat, " " "	A075W4015Z	2		
19	Fascia Blanking Panel, Trimmed	082V7196J*	1		
20	Screw, Blanking Panel Fixing	A075W5013F	2		

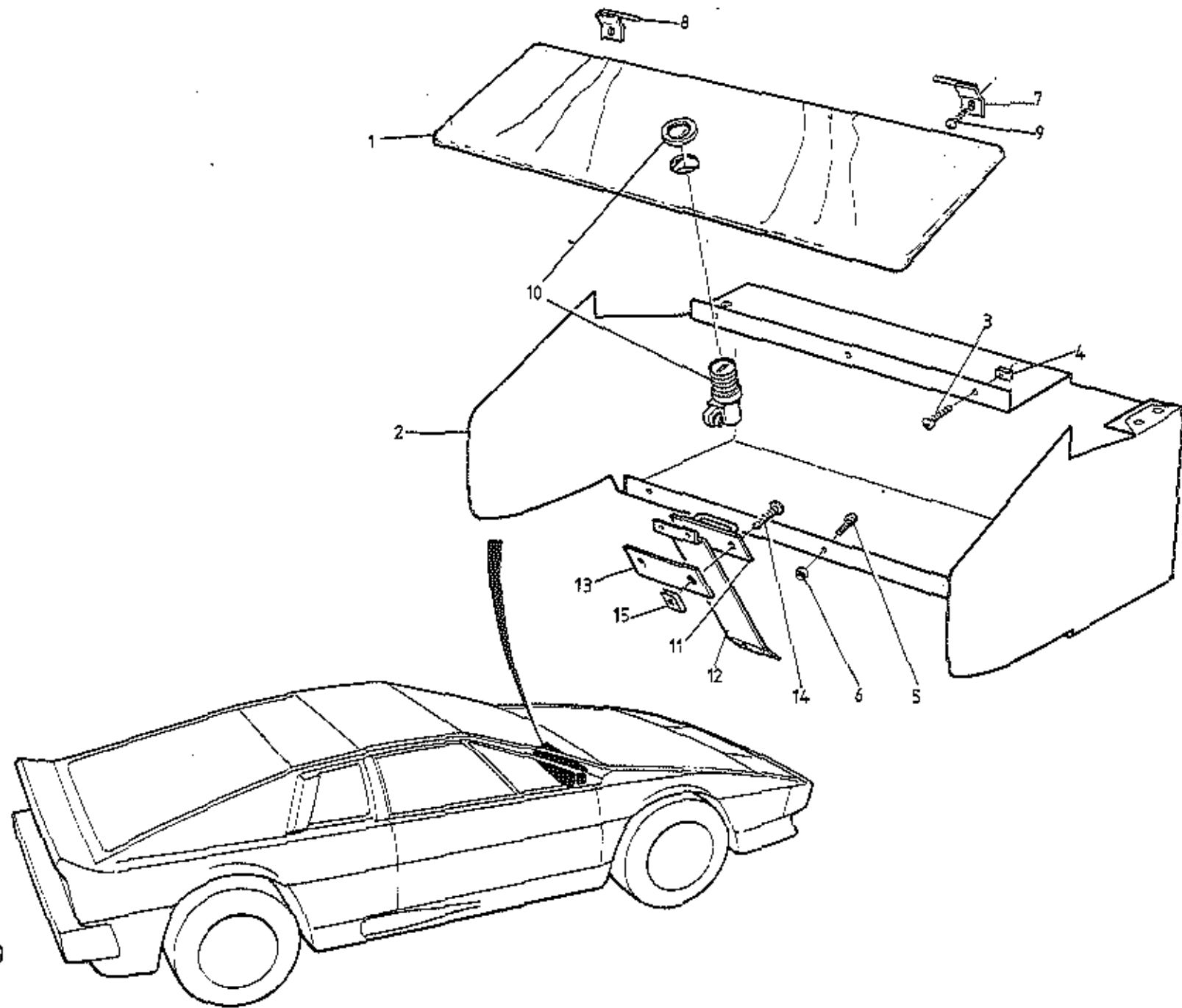
*Prefix Part Numbers With:

A - Leather

B - Cloth (Brushed Velour)

Also specify or supply sample of colour and Vehicle Identification Number (VIN)


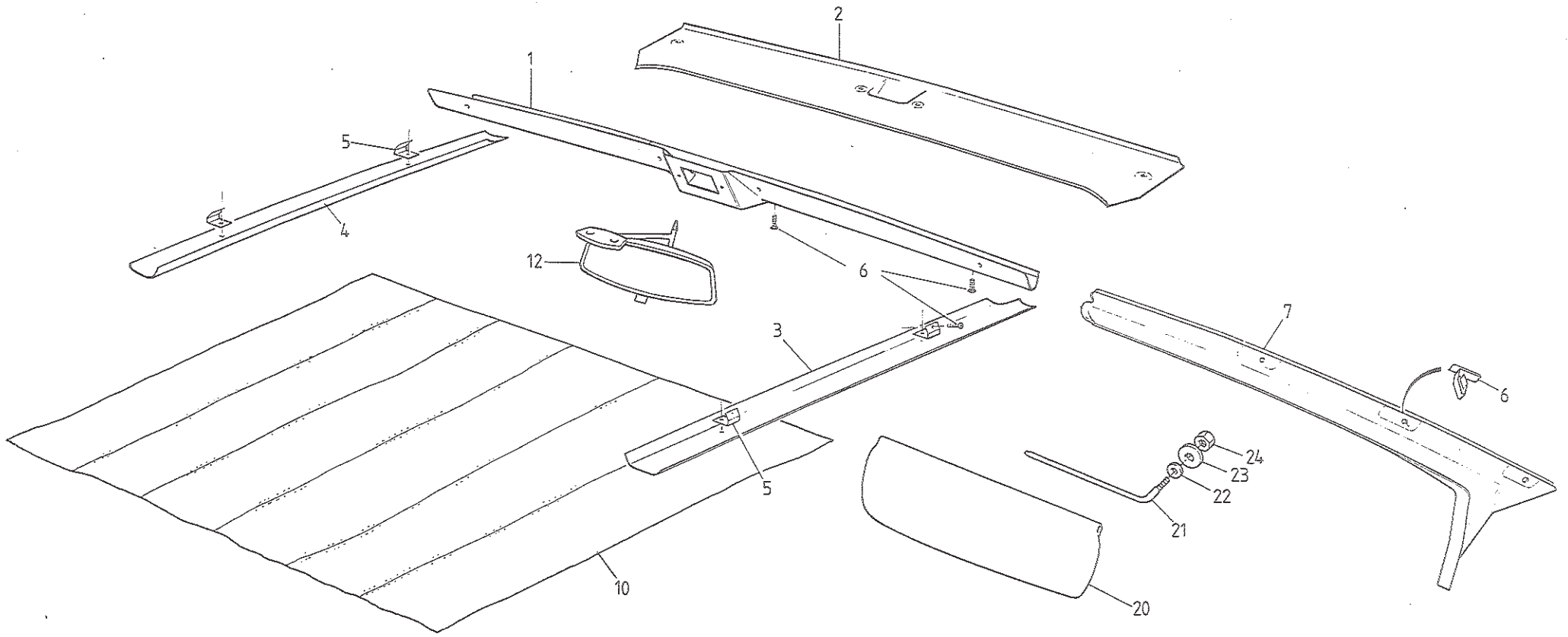
U.S.A. Turbo 14.10A



USA
TURBO
142A

PLATE Ref.No.	DESCRIPTION	PART NUMBER	QUANTITY		REMARKS
			ALL		
14.12A					
1	Glove Box Lid, Trimmed	082V7197J*	1		
2	Glove Box Inner	B085V5667F	1		
3	Screw, Glove Box Inner Top Edge Fix	A075W5027Z	3		
4	Spire Nut, Glove Box Top Edge Fix	A075W6014Z	3		
5	Screw, 10 UNF x 1/2", Glovebox to Fascia	A075W5059Z	3		
6	Nut, Nyloc, 10 UNF " " "	A075W3000Z	3		
7	Hinge, Glovebox Lid, RH	C079U4436F	1		
8	Hinge, Glovebox Lid, LH	C079U4435F	1		
9	Screw, Hinge to Fascia Beam	A075W5012F	2		
10	Lock, Glovebox Lid	A075U6015F	1		
11	Striker, Glovebox Lock	C075U0362Z	1		
12	Bracket, Striker to Fascia	A079U4374F	1		
13	Clamp Plate, Striker to Bracket	A079U4660K	1		
14	Screw, Striker Fixing	A075W5034Z	2		
15	Spire Nut, Striker Fixing	A075W6016Z	2		


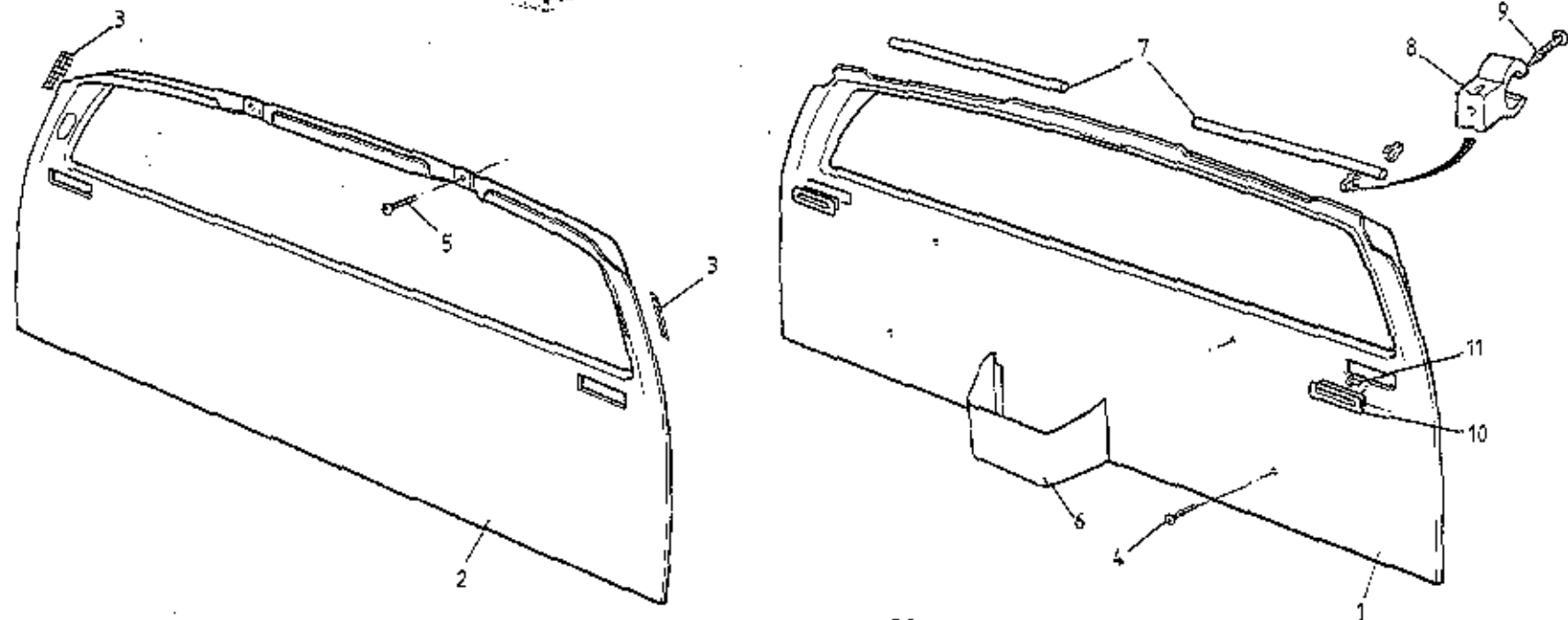
*Prefix Trim Part Numbers With:
A - Leather
B - Cloth (Brushed Velour)
Also specify or sample of
colour, and Vehicle Identification
Number (VIN)



USA
 TURBO
 15.01A

PLATE Ref.No.	DESCRIPTION	PART NUMBER	QUANTITY		REMARKS
			FIXED ROOF	SUN ROOF	
15.01A					
1	Header Rail, Trimmed,	A082V7198J†	1		For Pin Button Type Clock
2	Header Rail, Trimmed,	A079V4496J†	1		For 'Rocking Bar' Type Clock
3	Header Rail, Trimmed,	A082V7200J†		1	For Pin Button Type Clock
4	Header Rail, Trimmed,	A082V7286J†		1	For 'Rocking Bar' Type Clock
5	Cant Rail, Trimmed, RH,	A079V4526K	1		
6	Cant Rail, Trimmed, RH,	A082V7202J		1	
7	Cant Rail, Trimmed, LH,	A079V4527J	1		
8	Cant Rail, Trimmed, LH,	A082V7203J		1	
9	Bracket, Cant Rail Fixing	C079U4749K	4	4	
10	Screw, Header & Cant Rail Fixing	A075W4028Z	6	6	
11	'A' Post Trimmed Panel, RH	082V7208J*	1	1	
12	'A' Post Trimmed Panel, LH	082V7209J*	1	1	*Prefix trim part numbers with:
13	Clip, 'A' Post Trim Fixing	A075W6062Z	6	6	A - Leather
14	Headlining,	A079V4560J†	1		B - Cloth (Brushed Velour)
15	Headlining,	A082V7290J†		1	<u>Also specify or supply sample of</u>
16	Mirror, Interior	A079U6044F	1	1	<u>colour and Vehicle Identification</u>
17	Screw, 2BA, Mirror to Header Rail	A079W5052F	2	2	<u>Number (VIN)</u>
18	Nut, Nyloc, 2BA, Mirror Fixing	A079W3001F	2	2	
19	Washer, Mirror Fixing	A079W4011Z	2	2	†State or supply sample of trim colour
20	Sun Visor, Driver	A089V7211J	1	1	
21	Sun Visor, Passenger,	A089V7210J	1	1	With Mirror
22	Swivel, Sun Visor	A079V4361F	4	4	
23	Washer, Sun Visor Swivel	A075W4015Z	4	4	
24	Washer, Sun Visor Swivel	A075W4017Z	4	4	
25	Nut, Nyloc, M6, Sun Visor Swivel	A075W3009Z	4	4	

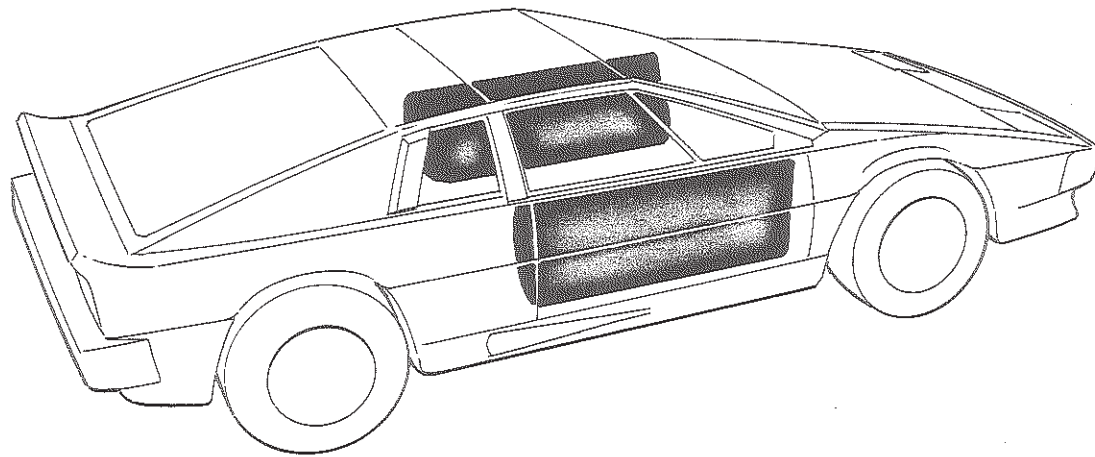
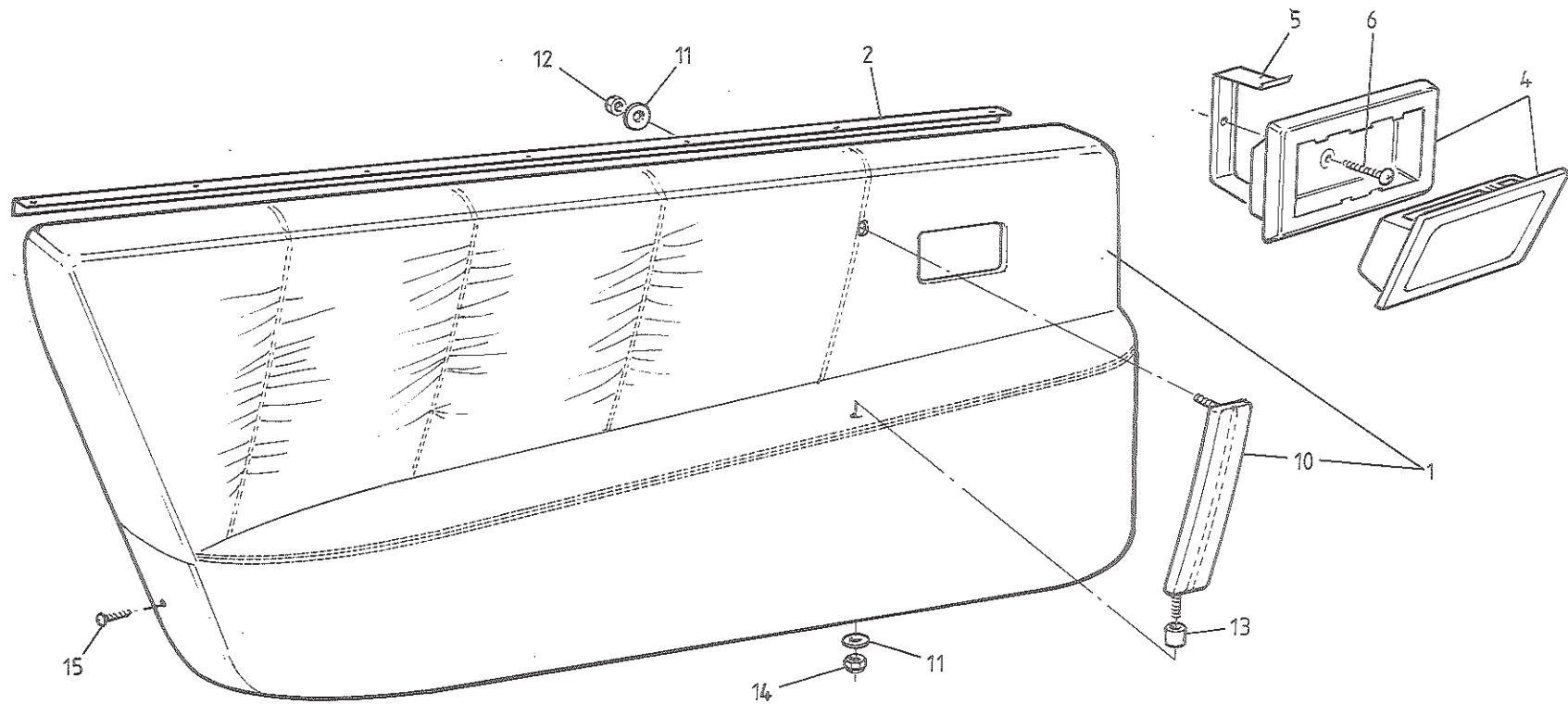
U.S.A. Turbo 15.01A



USA
TURBO
15.11A

PLATE Ref.No.	DESCRIPTION	PART NUMBER	QUANTITY		REMARKS
			FIXED ROOF	SUN ROOF	
15.11A					
1	Bulkhead Trimmed Panel	082V7214J*	1		
2	Bulkhead Trimmed Panel	082V7216J*		1	'Glass Roof' Prior '86 M.Y.
	Bulkhead Trimmed Panel	082V7284J*		1	'Removable Roof' '86 M.Y. For Interior Lamp With Rocking Lens Switch
	Bulkhead Trimmed Panel	082V7285J*		1	'Removable Roof' '86 M.Y. For Interior Lamp With Button Switch
3	Grille, Rear Bulkhead, Air Outlet	A082V4780F		4	
4	Screw, Rear Bulkhead Trim Fixing	A082W5022F	4	4	
5	Screw, Rear Bulkhead Top Fixing	A075W5028Z		2	
6	Map Pocket, Trimmed	082V5205J*	1	1	
7	Dowling, Bulkhead Trim Fixing	A079U6048F	0.7m		
8	Clip, Bulkhead Trim Dowling	A079W6183F	8		
9	Screw, Clip to Bulkhead Trim	A079W5047F	4		
	Screw, Clip to Body	A075W5026Z	4		
10	Slot Finisher, Seat Belt	B075V0612K	2	2	
11	Button, Slot Finisher Retaining	A075W6041F	4	4	

* Prefix Trim Part Numbers With:
A - Leather
B - Cloth (Brushed Velour)
Also state or supply sample of colour
& Vehicle Identification Number (VIN)

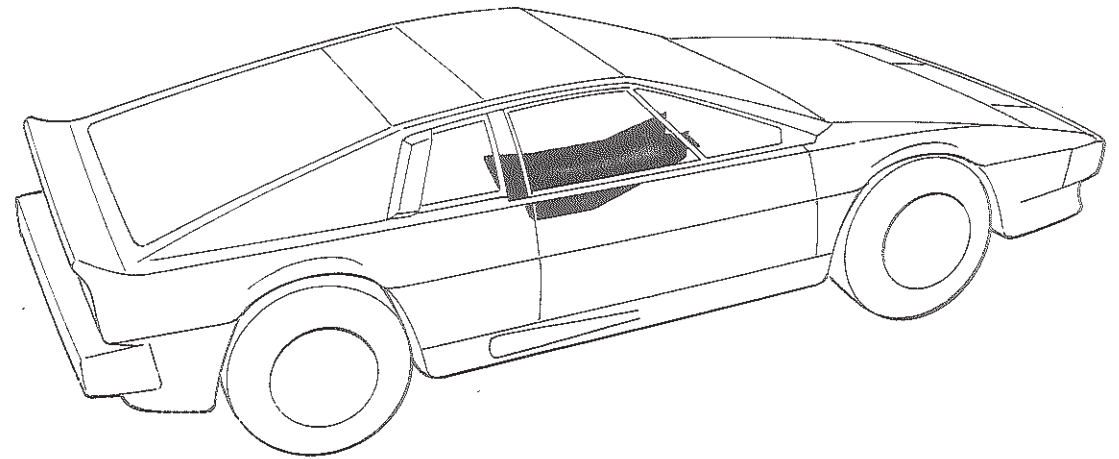
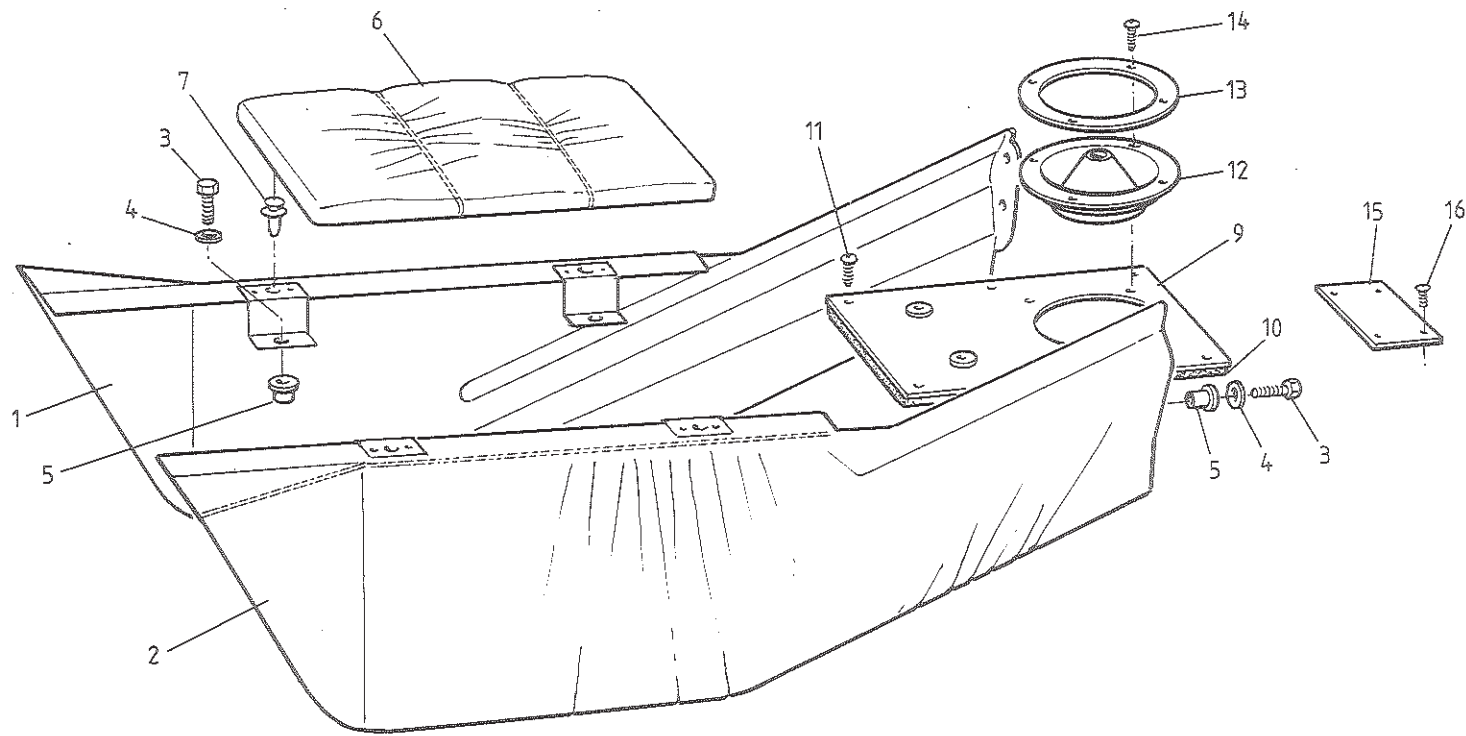


USA
TURBO
15.13A

ILLUS. NO.	DESCRIPTION	PART NUMBER	QUANTITY		REMARKS
			ALL		
15.13A					
1	Door Trim Panel, LH, inc. Handle & Ashtray	082V7225J*	1)Prior to VIN F B/C/E/K 0688
	Door Trim Panel, RH, inc. Handle & Ashtray	082V7224J*	1)
	Door Trim Panel, LH, inc. Handle & Ashtray	082V7279J*	1		>From VIN F B/C/E/K 0688
	Door Trim Panel, RH, inc. Handle & Ashtray	082V7280J*	1		>
2	Flange, Window Weatherstrip Mounting	B079V4017F	2		Included in Trimmed Door Panel
4	Ashtray Assembly (Chrome Frame)	089V3883J*	2		
	Ashtray Assembly (Black Frame)	089V4309J*	2		
5	Clamp Bracket, Ashtray	A083V2474F	2		
6	Screw, Ashtray Fixing	A075W5028Z	2		
10	Door Pull Handle, Trimmed, LH	082V5217J*	1)Included in Trimmed Door Panel
	Door Pull Handle, Trimmed, RH	082V5218J*	1)
11	Washer, Door Pull Handle Top Fix	A075W4015F	2		
12	Nut, Nyloc, M6, Handle Top Fix	A075W3009F	2		
13	Washer, Door Pull Handle Lower Fix	A075W4015F	2		
14	Setscrew, M6 x 16, Handle Lower Fix	A075W1028F	2		For Female Threaded Handle
	Spacer, Handle Lower to Door	A082V5903K	2)
	Nut, Nyloc, M6, Handle Lower Fix	A075W3009F	2)For Handle With Stud
15	Screw, Door Trim Panel Fixing	A075W5028F	4		
16	Tapping Plate, Door Panel Screws	A079U4479F	4		
	Pop Rivet, Tapping Plate to Door Shell	A075W6071F	8		
	Studplate, Mirror Switch Fixing	A082U5069F	1		>
	Bracket, Mirror Control Switch Mounting	A082U5066F	1		>From VIN F B/C/E/K 0688
	Nut, Nyloc, M5, Bracket/Studplate	A075U3008	3		>

* Prefix Trim Part Numbers With:
A - Leather
B - Cloth (Brushed Velour)
Also state or supply sample of colour
& Vehicle Identification Number (VIN)

U.S.A. Turbo 15.13A

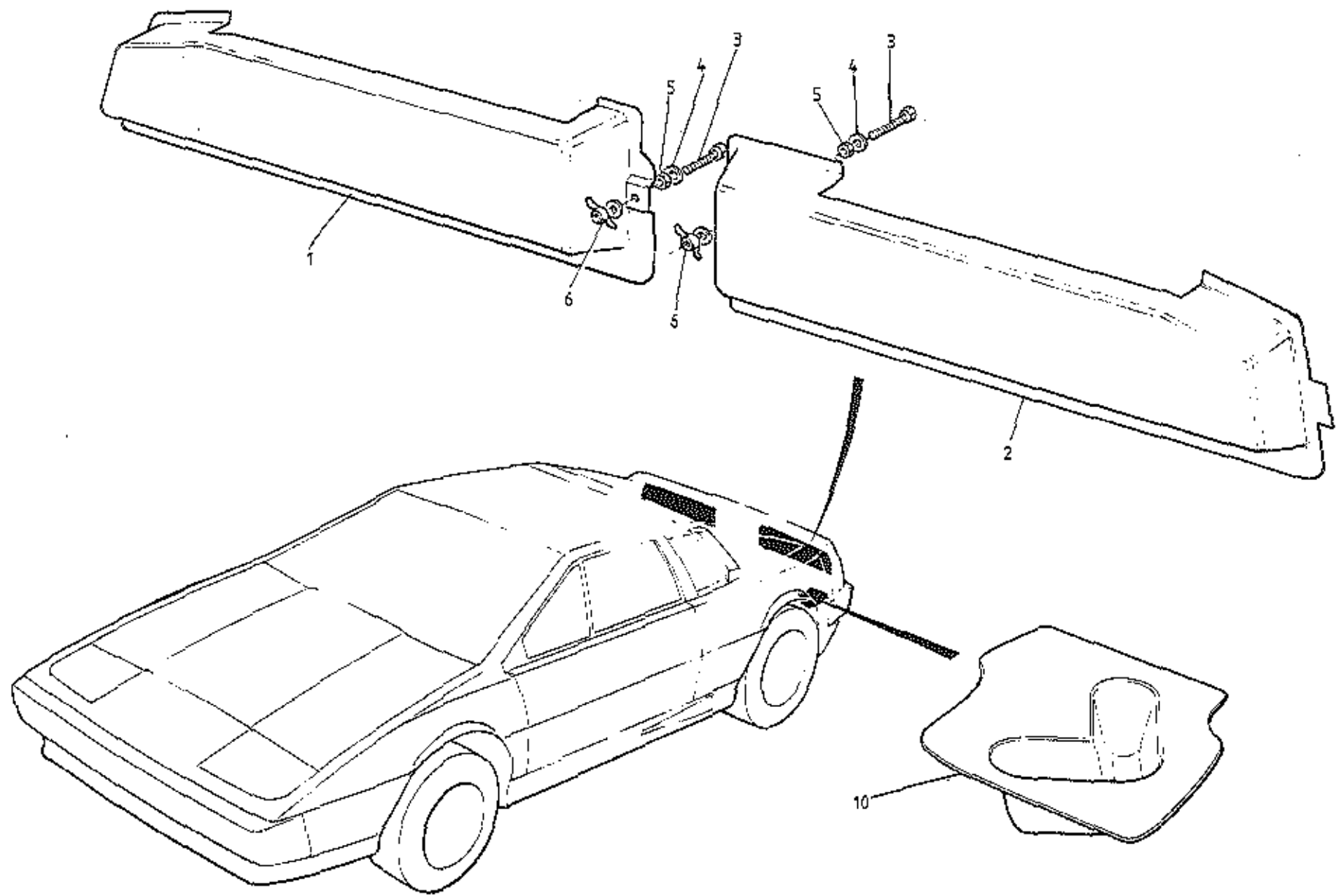


USA
TURBO
15.19A

PLATE Ref.No.	DESCRIPTION	PART NUMBER	QUANTITY		REMARKS
			ALL		
15.19A					
1	Tunnel Side, Trimmed, LH	082V5197J*	1		
2	Tunnel Side, Trimmed, RH	082V5198J*	1		
3	Setscrew, M6 x 20, Tunnel Side Fixing	A075W1030Z	8		
4	Washer, Tunnel Side Fixing	A075W4015Z	8		
5	Rawlnut, M6 x 15, Tunnel Side Fixing	A075W6140Z	8		
6	Tunnel Top Armrest, Trimmed	082V5201J*	1		
7	Clip, Tunnel Armrest Fixing	A079W6162F	4		
9	Plate, Gear Lever Aperture	C082U4737F	1		
10	Gasket, Aperture Plate to Body	A082U4738K	1		
11	Screw, Aperture Plate to Body	A075W5014Z	6		
12	Gaiter, Gear Lever, lower	A076V1444F	1		
13	Clamp Ring, Gear Lever Lower Gaiter	A085U4826K	1		
14	Screw, Gaiter Clamp Ring Fixing	A075W5015Z	4		

* Prefix Trim Part Numbers With:
A - Leather
B - Cloth (Brushed Velour)
Also state or supply sample of colour
& Vehicle Identification Number (VIN)

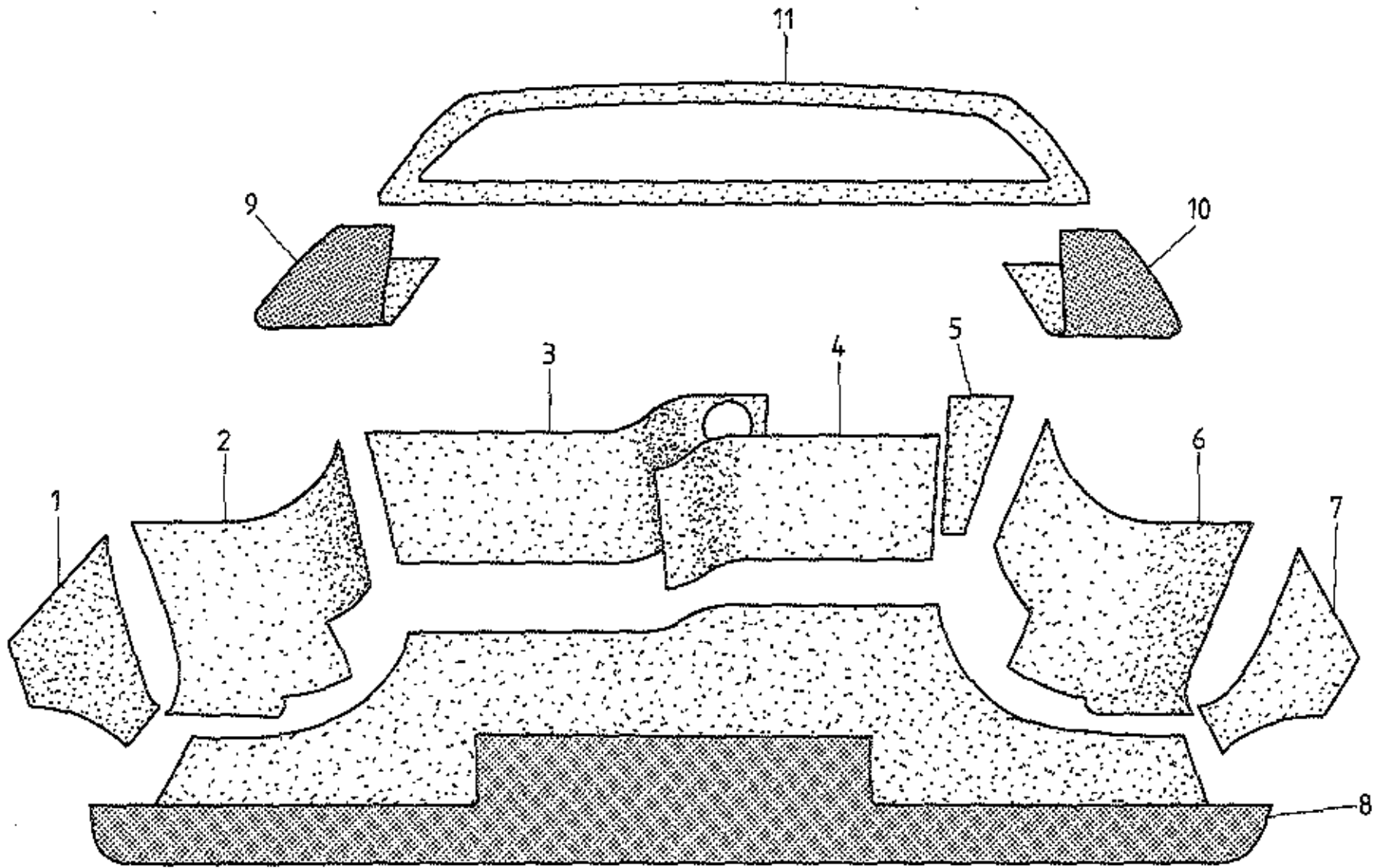
U.S.A. Turbo 15.19A



USA
TURBO
1523A

PLATE Ref.No.	DESCRIPTION	PART NUMBER	QUANTITY		REMARKS
			ALL		
15.23A					
1	Cover, Rear Lamp Internal, RH	A082M4250K	1		
2	Cover, Rear Lamp Internal, LH	A082M4251K	1		
3	Setscrew, M6, Lamp Cover Fixing	A075W1032Z	2		
4	Washer, Lamp Cover Fixing	A075W4015Z	4		
5	Nut, Nyloc, M6, Lamp Cover Fixing	A075W3009Z	2		
6	Wing Nut, M6, Lamp Cover Fixing	A075W3033Z	2		
10	Infill Panel, LH Rear Corner	A082B4489K	1		
	Infill Panel, RH Rear Corner		1		

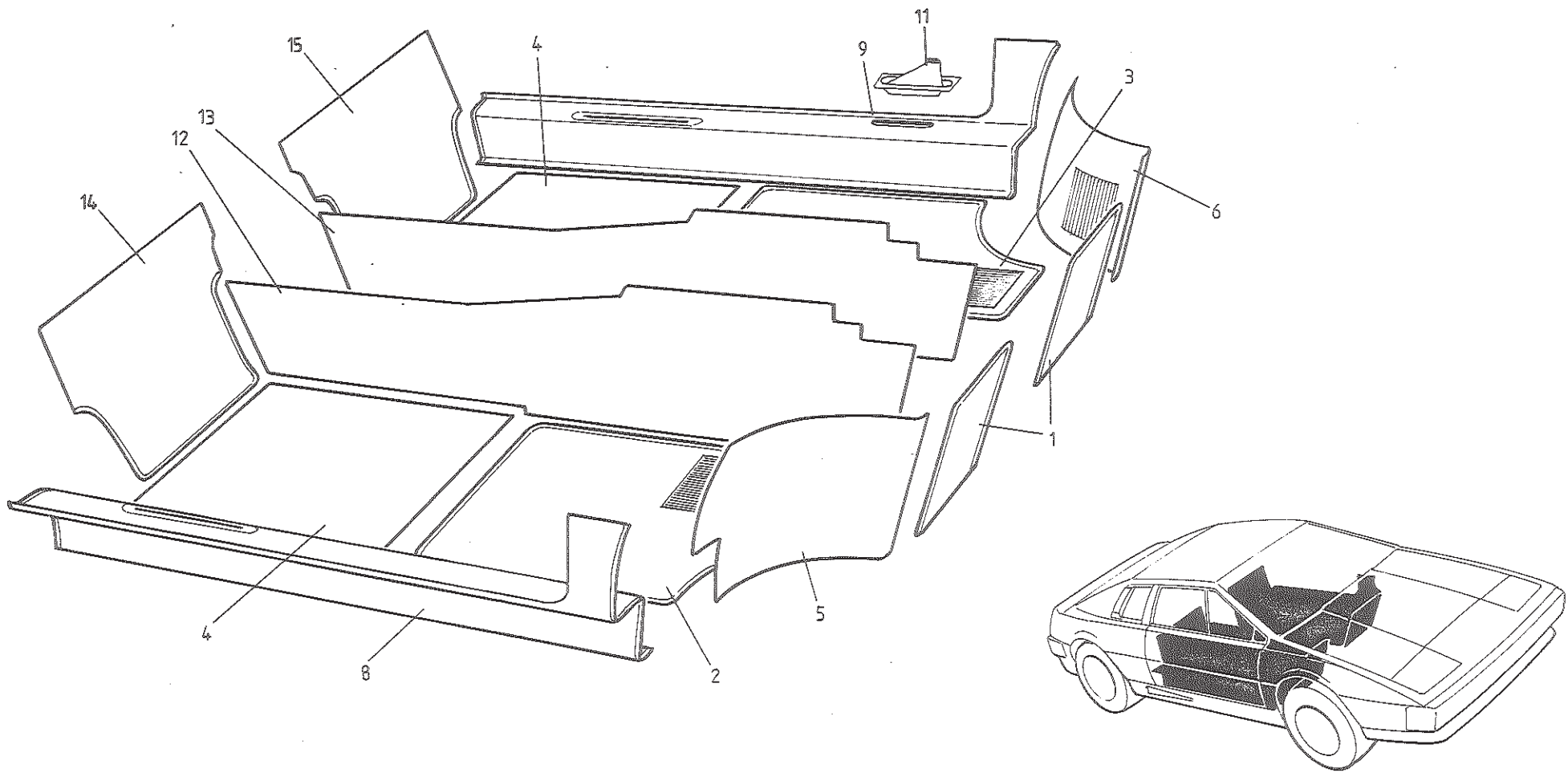
U.S.A. Turbo 15.23A



USA
TURBO
15.24A

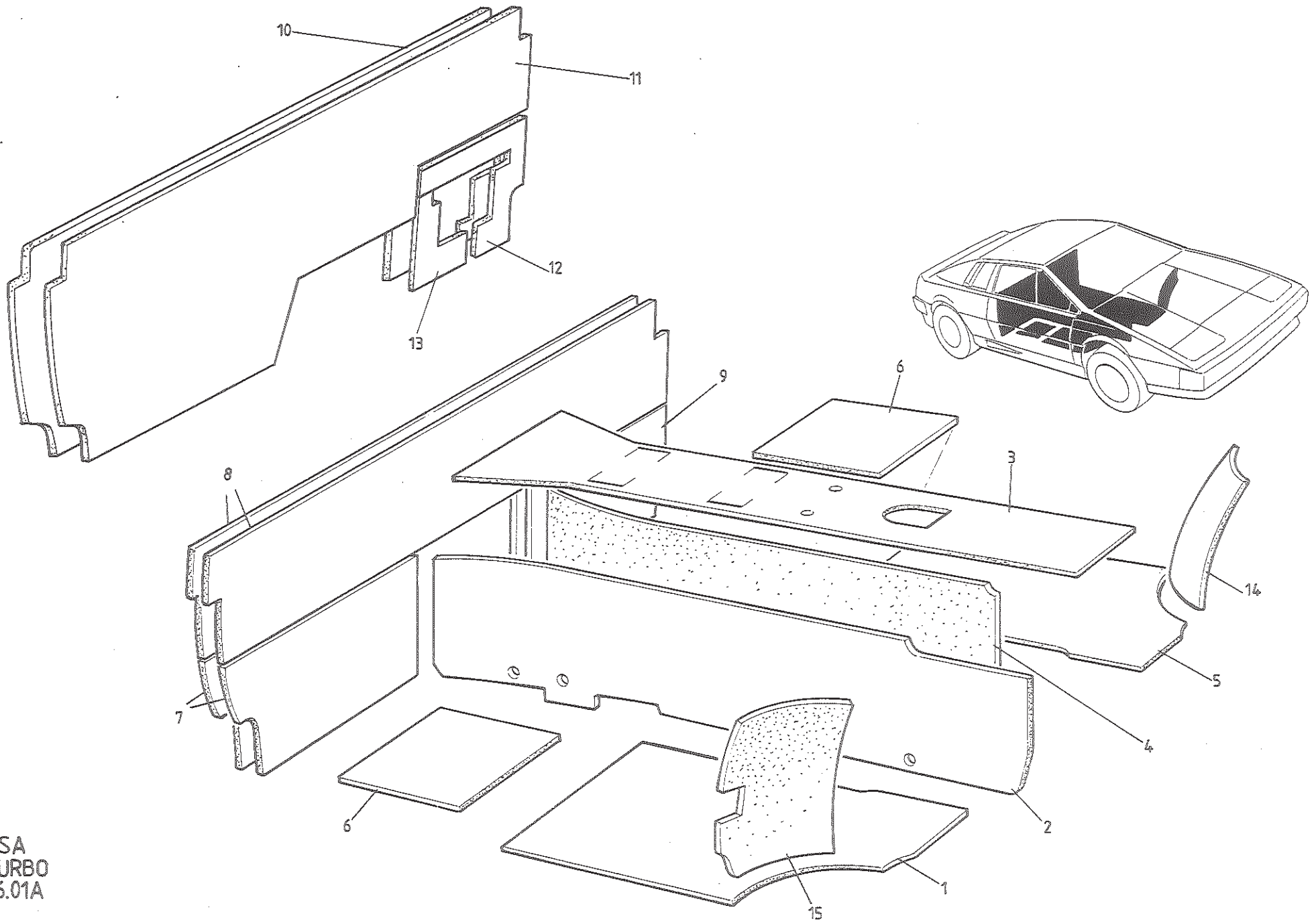
PLATE Ref.No.	DESCRIPTION	PART NUMBER	QUANTITY		REMARKS
			CARB		
15.24A					
	<u>Rear Luggage Compartment Grey Fleck Carpet</u>				
1	Side, LH	A082V5818K	1		
2	Wheelarch, LH	A082V5819K	1		
3	Engine Bay Rear Wall, LH	A082V5820K	1		
4	Ignition Box Lid	A082V5821K	1		
5	Engine Bay Rear Wall, RH	A082V5822K	1		
6	Wheelarch, RH	A082V5823K	1		
7	Side, RH	A082V5824K	1		
8	Floor	A082V5825K	1		
9	Quarterlight, LH	A082V5826K	1		
10	Quarterlight, RH	A082V5827K	1		
11	Rear Bulkhead	A082V5897K	1		
	Velcro Fastener	A082V6088V	1m		

U.S.A. Turbo 15.24A



USA
TURBO
15.30A

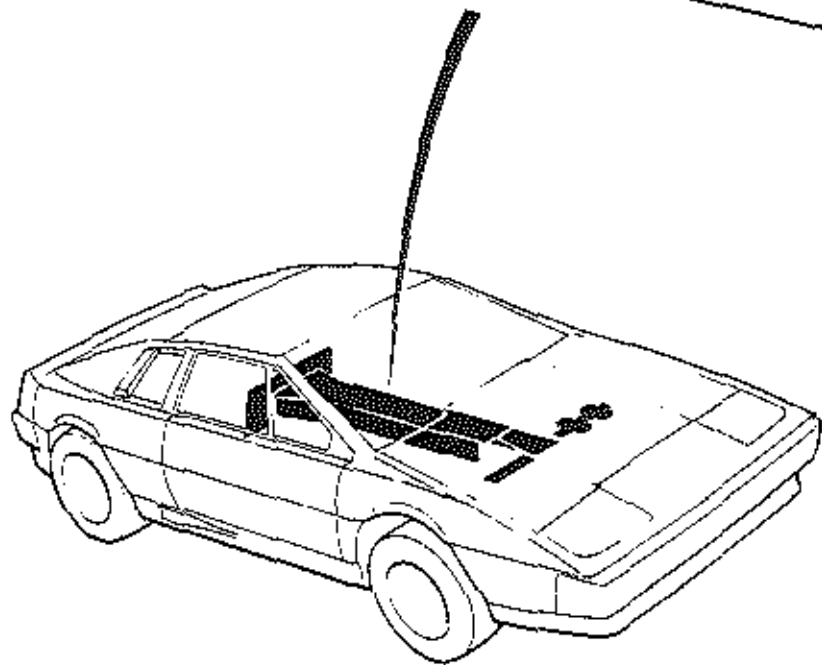
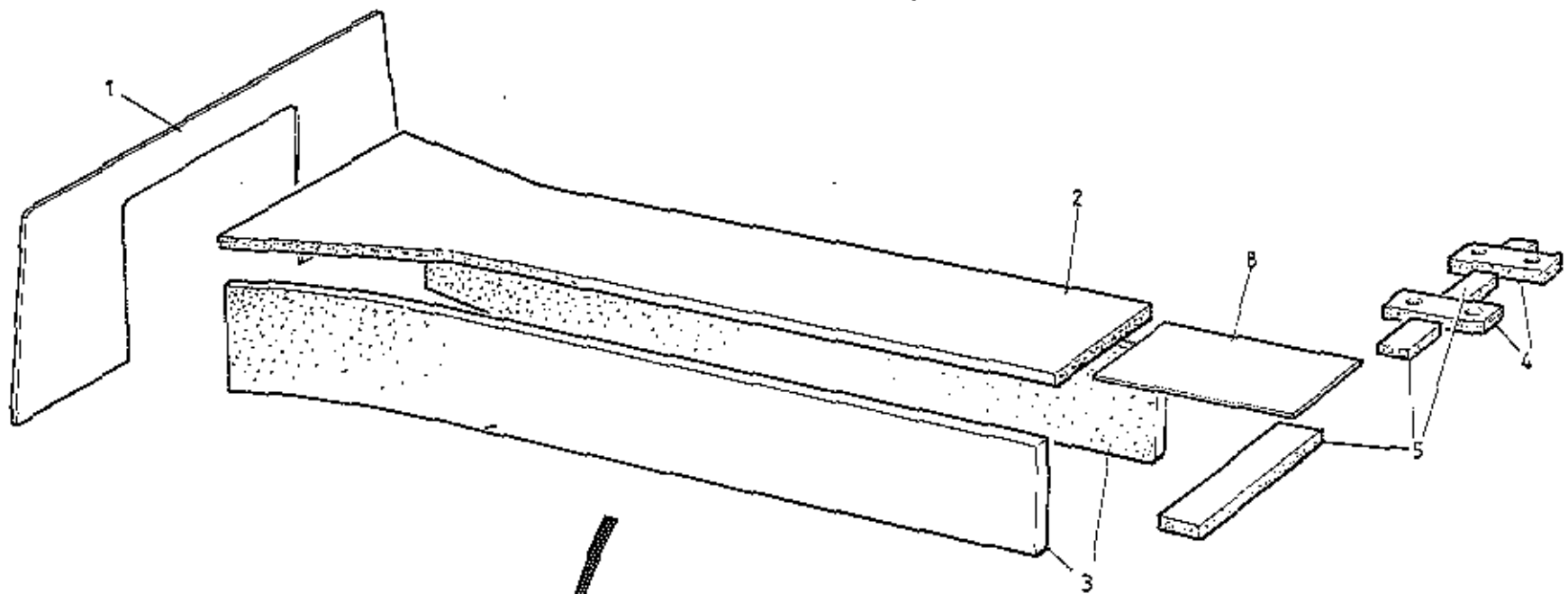
PLATE Ref.No.	DESCRIPTION	PART NUMBER	QUANTITY		REMARKS
			ALL		
15.30A					
					<u>Specify or Supply Sample of Colour & Vehicle Identification Number (VIN)</u>
1	Carpet, Footwell Front	A082V7231J	2		
2	Carpet, Front Floor, With Mat, RH	A082V7237J	1		
3	Carpet, Front Floor, With Mat, LH	A082V7238J	1		
4	Carpet, Underseat	A082V7239J	2		
5	Carpet, Front Wheelarch, With Mat, RH	A082V7240J	1		
6	Carpet, Front Wheelarch, With Mat, LH	A082V7241J	1		
7	Carpet, Sill, RH	A082V7248J	1		
9	Carpet, Sill, LH, (inc. H/Brake Gaiter)	A082V7249J	1		Inc. GRP Sill Panel & A/C Hose ABS Cover
11	Gaiter, Handbrake Lever	A082V7261J	1		Inc. GRP Sill Panel
12	Carpet, Tunnel Side, RH	A082V7250J	1		
13	Carpet, Tunnel Side, LH	A082V7251J	1		
14	Carpet, Rear Bulkhead, RH	A082V7252J	1		
15	Carpet, Rear Bulkhead, LH	A082V7253J	1		Prior to '86 M.Y.
		A082V7257K	1		'86 M.Y. on.
					U.S.A. Turbo 15.30A



USA
TURBO
16.01A

PLATE Ref.No.	DESCRIPTION	PART NUMBER	QUANTITY		REMARKS
			PRIOR 86 M.Y.	1986 M.Y.ON	
16.01A					
1	Foam, Front Floor, RH	A085V5674K	1	1	
2	Foam, Tunnel Side, RH	A085V5672K	1	1	
3	Foam, Tunnel Top	A085V5671K	1	1	
4	Foam, Tunnel Side, LH	A085V5673K	1	1	
5	Foam, Front Floor, LH	A085V5675K	1	1	
6	Foam, Underseat	A082V5816K	2	2	
7	Foam, Rear Bulkhead, Lower, RH	A085V5719K	1		
8	Foam, Rear Bulkhead Upper	A085V5670K	1		
9	Foam, Rear Bulkhead Lower, LH	A085V5720K	1		
10	Foam, Rear Bulkhead, Full Section	A082V7254K		1)
11	Foam, Rear Bulkhead, Main Corner	A082V7255K		1) H.C.I.
12	Foam, Rear Bulkhead, E.C.U. Section	A082V7256K		1)
13	Foam, Rear Bulkhead, E.C.U. Corner	A082V7258K		1)
14	Felt, Wheelarch, LH	B079V4095F	1	1	
15	Felt, Wheelarch, RH	B079V4096F	1	1	

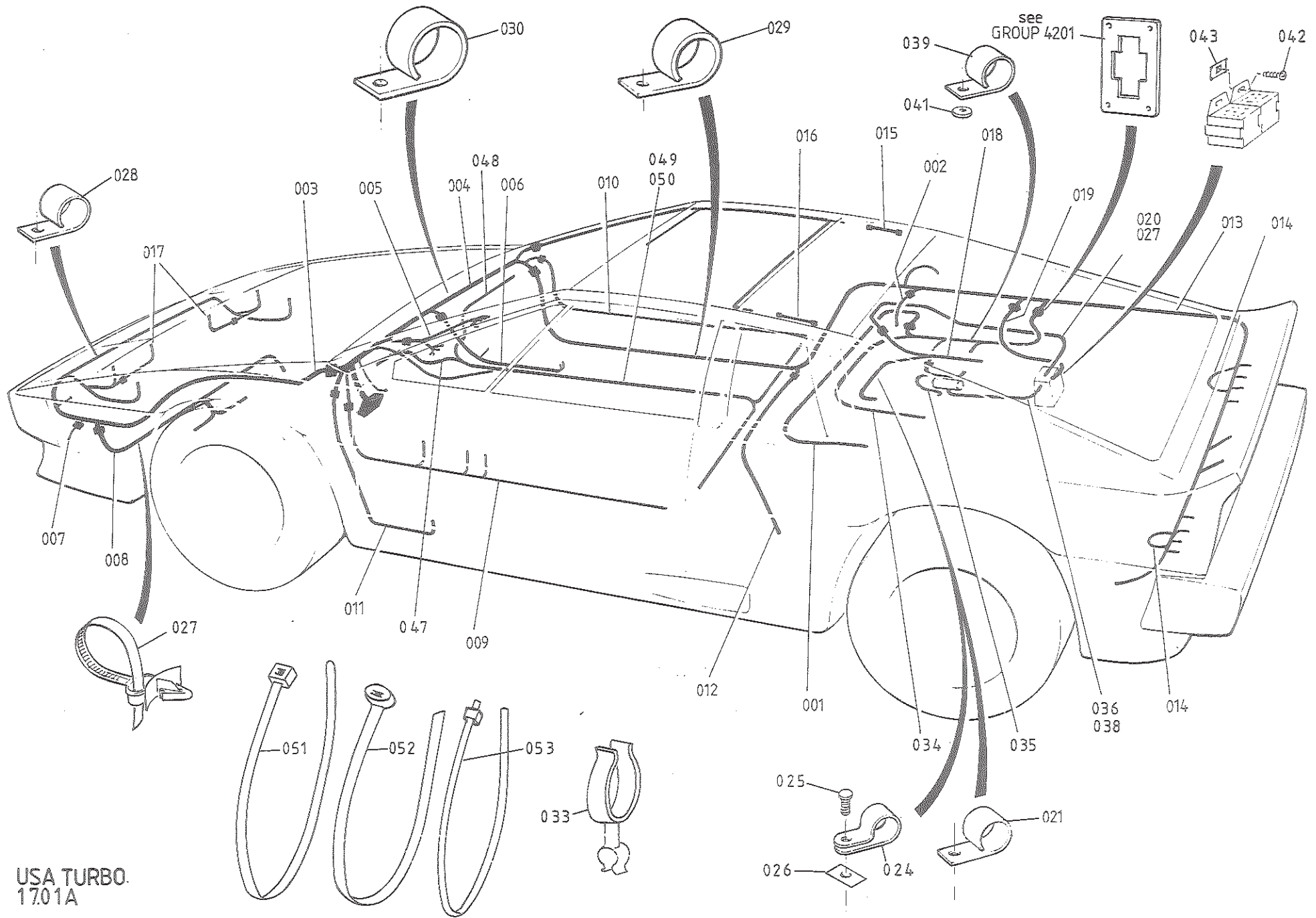
U.S.A. Turbo 16.01A



USA
TURBO
16.02A

PLATE Ref.No.	DESCRIPTION	PART NUMBER	QUANTITY		REMARKS
			ALL		
16.02A					
001	Sound Barrier Mat, Rear Bulkhead	B079V4143K	1		
002	Foam, Tunnel Top Underside	A085V5724K	1		
003	Foam, Tunnel Side, Underside	A085V5725K	2		
004	Foam, Pedal Box Seal	A085V5726K	2		
005	Foam, Chassis Front Crossmember	A085V5727K	1		
008	Pad, Anti-Squeak	A082V7273K	1		

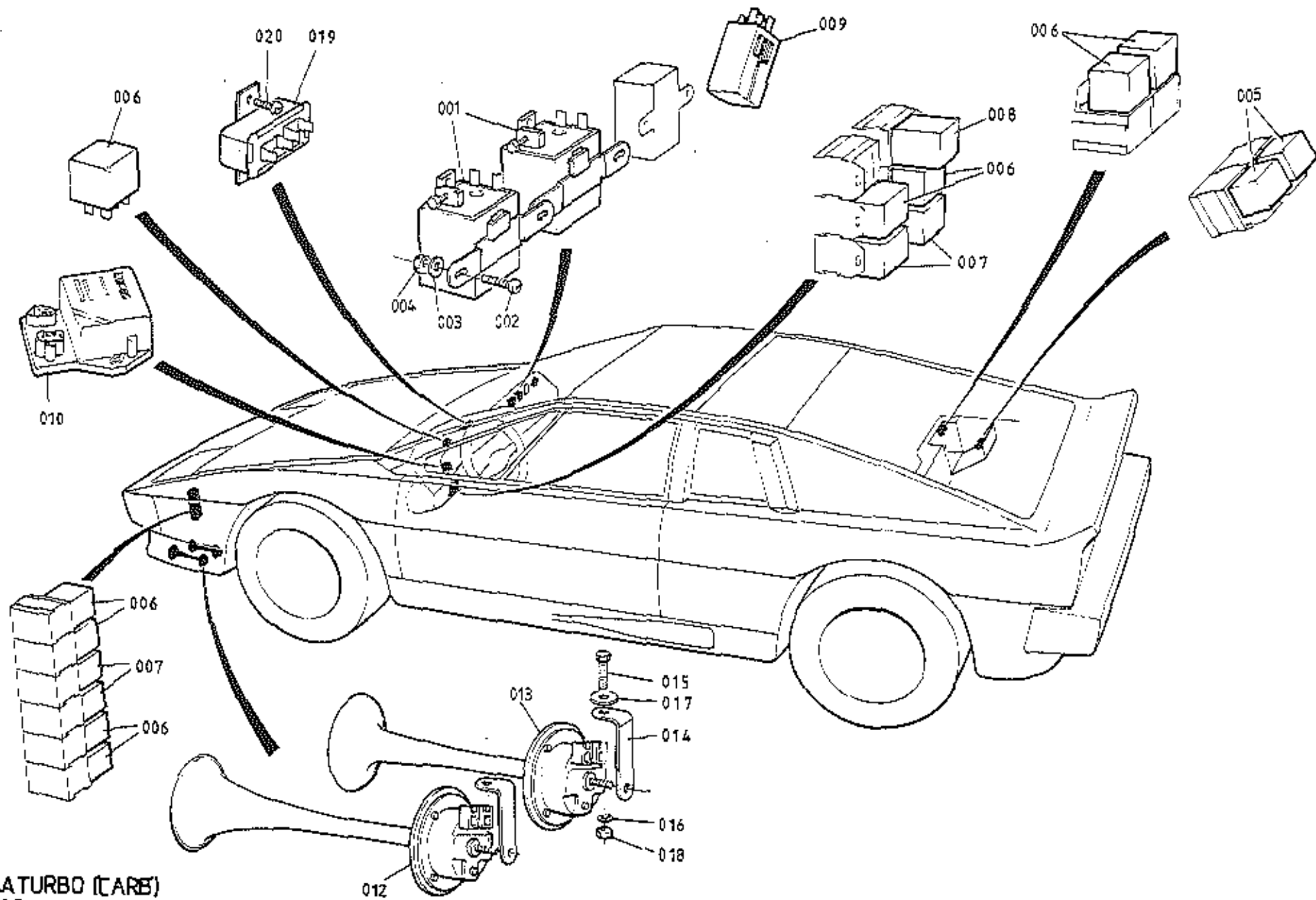
U.S.A. Turbo 16.02A



USA TURBO.
 1701A

PLATE Ref.No.	DESCRIPTION	PART NUMBER	QUANTITY		REMARKS
			'CARB'	H.C.I.	
17.01A					
001	Harness, Engine Bulkhead	A082M4231F	1		
002	Harness, Cooling Fans, Thermal Switch	A082M2437F	1	1	
003	Harness, Front	B082M4234F	1	1	
004	Harness, Fascia	C082M4121F	1		
	Harness, Facia	D082M4121F		1	
005	Harness, Binnacle	A082M4228F	1		
	Harness, Binnacle	A082M4600F		1	
006	Harness, Centre Console	A082M4129F	1	1	
007	Harness, Front Side/Turn Lamp	A082M6208F	2	2	
008	Harness, Radiator Cooling Fans	A082M4254F	1	1	
009	Harness Driver's Door	A082M4127F	1		
	Harness Driver's Door	B082M4127F	1	1	Prior to VIN F B/C/F/K 0688
010	Harness, Passenger Door	A082M4128F	1		From VIN F B/C/F/K 0688
	Harness, Passenger Door	B082M4128F	1	1	Prior to VIN F B/C/F/K 0688
011	Harness, Handbrake	A082M4130F	1	1	From VIN F B/C/F/K 0688
012	Harness, Fuel Pump	A082M4240F	1		
	Harness, Fuel Pump	A082M4598F		1	
013	Harness, Rear	A082M4229F	1		
	Harness, Rear	B082M4229F		1	
014	Harness, Tail Lamps	A082M4227F	2	2	
015	Cable, Heated Rear screen, RH	A082M4136F	1	1	
016	Cable, Heated Rear screen, LH	A082M4237F	1	1	
017	Harness, Inboard Headlamps	A082M4241F	2	2	
018	Harness, Engine Cover Lid	A082M4560F	1		
019	Harness, Engine Fan Control	A082M4562F	1		
020	Harness, Engine Fan	A082M4561F	1		
021	'P' Clip, Engine Cover/Fan Control	A075W6228F	8		
	Pop Rivet, 'P' Clip Fix	A075W6090Z	10		
	Washer, 'P' Clip Fix	A075W4001Z	17		
024	'P' Clip, Engine Cover Harness	A075W6000Z	1		
025	Screw, 'P' Clip Fix	A075W5012Z	1		
026	Spire Nut, 'P' Clip Fix	A075W6013Z	1		
027	Tie Wrap, Harness Fixing	A079W6197F	10		
028	'p' Clip, Front/Rear Harness, Door Harness	A075W6228F	20	20	

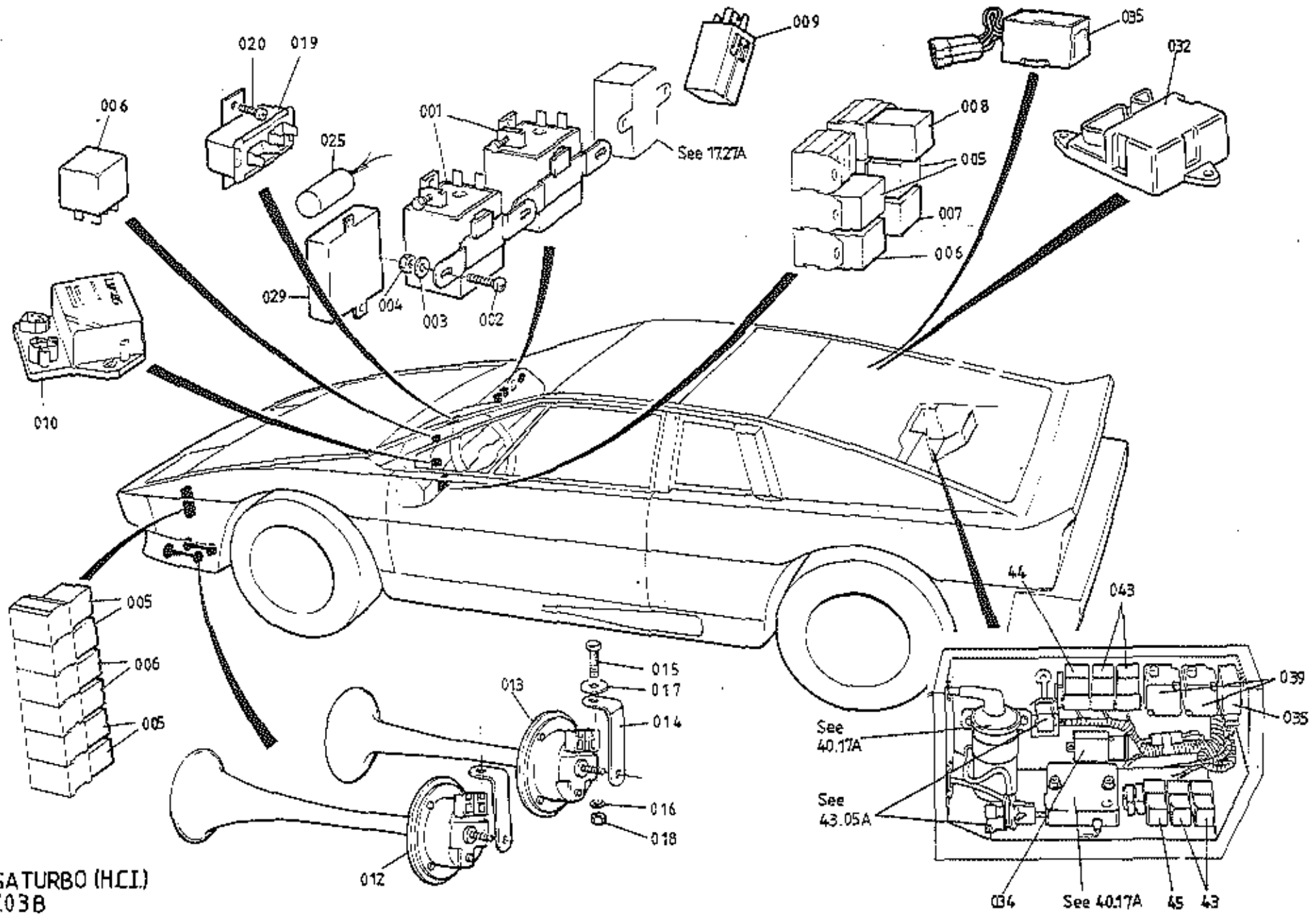
PLATE Ref.No.	DESCRIPTION	PART NUMBER	QUANTITY		REMARKS
			'CARB'	H.C.I.	
17.01A					
029	'P' Clip, Rear Harness	A075W6229F	3	3	
030	'P' Clip, Fascia/Rear Harness	A075W6230F	9	9	
	Pop Rivet, 'P' Clip Fixing	A082W6243F	28	28	
	Cover, Front Bulkhead Harness	A082M4593K	1	1	
033	Pipe Clip, Starter/Alternator Cable	A082W6250F	1	1	
034	Harness, Engine	B082M4230F	1	1	
	Harness, Engine	A082M4597F		1	
035	Harness, Manifold	A082M4233F	1		
	Extension Lead, Warm Up Regulator	A082M4620F		1	IF fitted
	'P' Clip, Engine Harness to Alternator Brkt.	A910E6490F		1	
	Setscrew, M6 x 18, Eng. Harness to Alt. Brkt.	A075W1029Z		1	
	Washer, Flat, Eng. Harness to Alt. Brkt.	A075W4013Z		1	
	'P' Clip, Eng. Harness to Auxiliary Hsg.	A082M4618F		1	
036	Cable, Amplifier to Distributor	A089M6037F	1	1	
	Clip, Loom to Engine Plenum	A079W6197F	3	3	
	Grommet, Cable Thro' Ign. Box	A075U6043Z	1	1	
039	'P' Clip, engine Harness	A075W6228F	11	11	
	Pop Rivet, 'P' Clip Fixing	A075W6090Z	11	11	
041	Washer, 'P' Clip Fixing	A079W4073F	11	11	
042	Screw, Eng. Harness Relay Base Fix	A075W5015Z	2	2	
043	Spire Nut " " " "	A075W6013Z	2	2	
047	Speaker Cable, LH Front)
048	Speaker Cable, RH Front)See 17.27
050	Speaker Harness, Rear)
051	Cable Tie, 312mm	A075W6038Z	25	25	
052	Cable Tie, 220mm	A075W6045Z	13	13	
053	Cable Tie, 455mm	A079W6224F	5	5	
	Harness, Coil Box	A082M4596F		1	
	Harness, E.C.U.	A082M4595F		1	
	'P' Clip, E.C.U. Harness to Bulkhead Interior	A075W6221F		6	
	'P' Clip, E.C.U. Harness to Tankboard	A075W6228F		3	
	Pop Rivet, 'P' Clip	A082W6266F		9	
	'P' Clip, E.C.U. Harness to Bulkhead, eng.bay	A075W6228F		4	
	Harness, Fuel Sender	A089M0450F		1	



USA TURBO (CARB)
 17.03A

ILLUS. NO.	DESCRIPTION	PART NUMBER	QUANTITY		REMARKS
			'CARB'		
17.03A					
001	Relay 33RA, Ignition/Auxiliary	A082M6236F	2		HRS/ACU Control/HL Motor Control/ Horn/HL Motor LH/HL Motor RH Brake Fail Tell-Tail/Eng. Man (x 2) Interior Fans/Rad Fans/Main Beam/Dip Beam))Electric Horns) With Air Horns
002	Setscrew, M5 x 12, Relay Fix	A075W1021Z	3		
003	Washer, Relay Fix	A075W4011Z	3		
004	Nut, Nyloc, M5, Relay Fix	A075W3008Z	3		
005	Relay, Engine Cover Fan	A079M6141F	2		
006	Relay, 30A, Changeover	A079M6141F	9		
007	Relay, Double Contact	A082M6182F	4		
008	Flasher Unit, Turn Indicator/Hazard	C082M6219F	1		
009	Delay Unit, Interior Lamp	A082M6220F	1		
010	Delay Unit, Wiper	A079M6126F	1		
	Spacer, Delay to Fascia	A907E0696Z	2		
012	Horn, Low Note	AD79M6086F	1		
013	Horn, High Note	A079M6087F	1		
014	Bracket, Horn Mounting	A079M6089F	2		
	Air Horn Kit	A089M6063F	1		
015	Setscrew, M6 x 25, Horn Brkt. to Body	A075W1031Z	2		
016	Washer, Bracket Fixing	A075W4015Z	2		
017	Washer, 25mm O/D, Bracket Fixing	A075W4027Z	2		
018	Nut, Nyloc, M6, Bracket Fixing	A075W3009Z	2		
019	Voltage Stabiliser	A079M6027F	1		
020	Screw, Stabilizer Fixing	A075W5012	1		

U.S.A. Turbo ('CARB')
17.03A

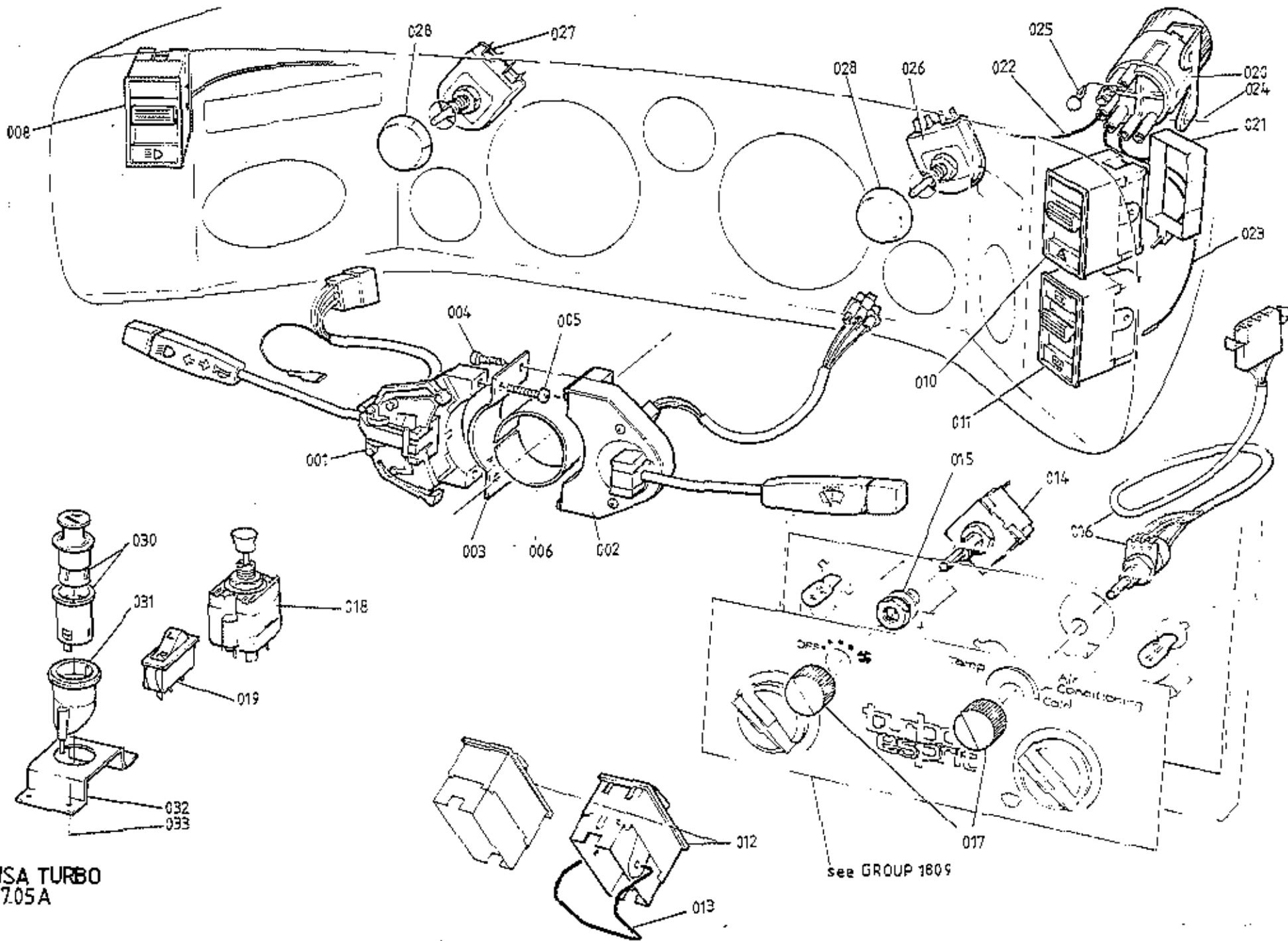


USA TURBO (HCI)
17.03B

PLATE Ref. No.	DESCRIPTION	PART NUMBER	QUANTITY		REMARKS
			H.C.I.		
17.03B					
001	Relay 33RA, Ignition/Auxiliary	A082M6236F	2		HPS/ACU Control/HL Motor Control/ Horn/HL Motor LH/HL Motor RH Brake Fail Tell-Tale/Eng. Man (x2) Interior Fans/Main Beam/Dip Beam Rad. Fans
002	Setscrew, M5 x 12, Relay Fix	A075W1021Z	3		
003	Washer, Relay Fix	A075W4011Z	3		
004	Nut, Nyloc, M5, Relay Fix	A075W3008Z	3		
005	Relay, 30A, Changeover	A079M6141F	9		
006	Relay, Double Contact	A082M6182F	3		
007	Relay, Double Contact	A089M6057F	1		
008	Flasher Unit, Turn Indicator/Hazard	C082M6219F	1		
009	Delay Unit, Interior Lamp	A082M6220F	1		
010	Delay Unit, Wiper	A079M6126F	1		
	Spacer, Delay to Facia	A907E0696Z	2		
012	Horn, Low Note	A079M6086F	1		
013	Horn, High Note	A079M6087F	1)	
014	Bracket, Horn mounting	A079M6089F	2)	
	Air Horn Kit	A089M6063F	1)	
015	Setscrew, M6 x 25, Horn Brkt. to Body	A075W1031Z	2	With Air Horns	
016	Washer, Bracket Fixing	A075W4015Z	2		
017	Washer, 25mm O/D, Bracket Fixing	A075W4027Z	2		
018	Nut, Nyloc, M6, Bracket Fixing	A075W3009Z	2		
019	Voltage Stabilizer	A079N6027F	1		
020	Screw, Stabilizer Fixing	A075W5012	1		
025	Low Coolant Module	A082M6275F	1		
	'P' Clip, Module Fix	A075W6229F	2		
	Screw, 'P' Clip Fix	A075W5012Z	2		
	Spire Nut, 'P' Clip Fix	A075W6013Z	2		
029	Low Oil Module	A082M6276F	1		
	Screw, Module Fix	A075W5012F	2		
	Spire Nut, Module Fix	A075W6013	2		
032	Engine Overspeed/Fuel Pump Failure Module	B082M6277F	1	R/B D082M6277F	
	Screw, Module Fixing	A075W5034Z	2		
034	R.P.M. Relay	A082M6285P	1		
035	Fuel Enrichment Module	A082M6312F	1		
	Screw, Enrichment Module Fix	A075W5034	2		

Updated 1st August 2014

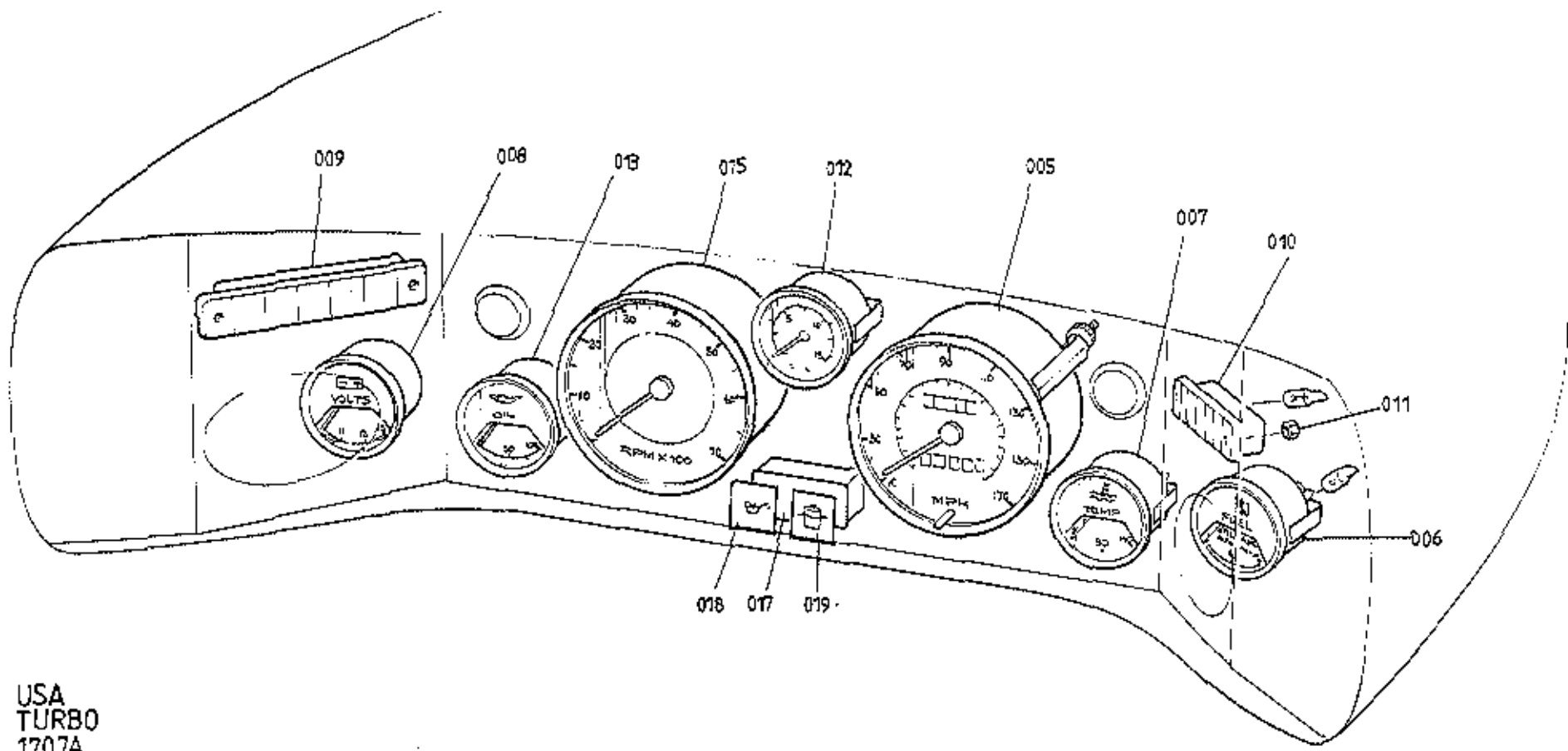
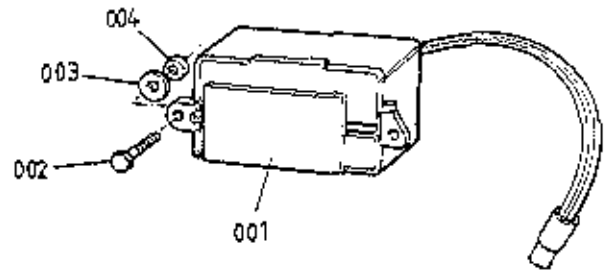
PLATE Ref.No.	DESCRIPTION	PART NUMBER	QUANTITY		REMARKS
			H.C.I.		
17.03B					
035	Fuel By-Pass Speed Sensing Relay	A910E6757	1		
	Rawlnut, Relay Fixing	A075W6140F	2		
	Screw, M6 x 10 Relay Fixing	A075W5088Z	2		
	Washer, Shakeproof, Relay Fixing	AC75W4046Z	2		
039	Inertia Switch	B079M6133F	2		
	Bolt, Inertia Switch Fixing	AC79W2026F	4		
	Nut, Inertia Switch Fixing	A075W3008Z	4		
	Washer, Inertia Switch Fixing	A075W4000Z	4		
043	Relay, Changeover, Engine Management	A079M6141F	4		Idle changeover/fast warm up/ idle up/idle up control
044	Relay, Double Contact, Fuel By-Pass Control	A082M6182F	1		Hella
045	Relay, Double Contact, Fuel Pump Control	B082M6182F	1		Bosch



USA TURBO
 17.05A

PLATE Ref.No.	DESCRIPTION	PART NUMBER	QUANTITY		REMARKS
			ALL		
17.05A					
001	Switch, Dip/Flash/Turn	A082M6151Z	1		
002	Switch, Wash/Wipe	A082M6152Z	1		
003	Bracket, Switches to Column	B075M6051Z	1		
004	Screw, Wipe/Wash Switch to Brkt.	A075M6074F	2		
005	Screw, Dip/Flash/Turn Switch to Brkt.	A075M6075F	2		
006	Spacer, Switches to Column	B079M4017F	1		
008	Switch, Main Lighting	A079M6170J	1		
010	Switch Hazard	A075M6213F	1		
011	Switch, Heated Rear Screen (HRS)	A075M6212F	1		
012	Switch, Window Lift	B079M6068F	2		
013	Clip, Switch Retaining	A079U4657F	2		
014	Switch, Interior Fan Speed	A082M6223F	1		
015	Washer, Spacer	A075W4071F	1		
016	Control Switch, Fridge Temperature	A082M6221F	1		
	Cover, (ABS), Control Switch	A082M4239K	1		
	Control Unit, Fridge Switch	A082M6222F	1		R/B A082M4605F
	Control Unit, Fridge Switch	A082M4605F	1		
	Thermistor	A085P6038F	1		
017	Knob, Fan Speed, & Fridge Switch	A082P4186F	1		
018	Switch, Mirror Adjust	A079M6111F	1		Prior to VIN F B/C/F/K 0688
	Switch, Mirror Adjust	A082M6300F	1)
	Nut, 3/4 UNEF, Switch Retaining	A082M6304F	1)
	Spacer, Mirror Adjusty Switch	A082U5067F	1)From to VIN F B/C/F/K 0688
	Bezel, Mirror Adjust Switch	A082U5068F	1)
	Spring Clip, Bezel Retaining	A082M6303F	1)
019	Switch, Mirror Select	A075M0339F	1		Prior to VIN F B/C/F/K 0688
	Switch, Mirror Select	A082M6301F	1		From to VIN F B/C/F/K 0688
020	Light Source, Fibre Optics	B079M6099F	1		
021	Clip, Fibre Optic Carrier to Switch	A079M6100F	3		
022	Fibre Optic Light Carrier, 880nm	B079M6097F	1		

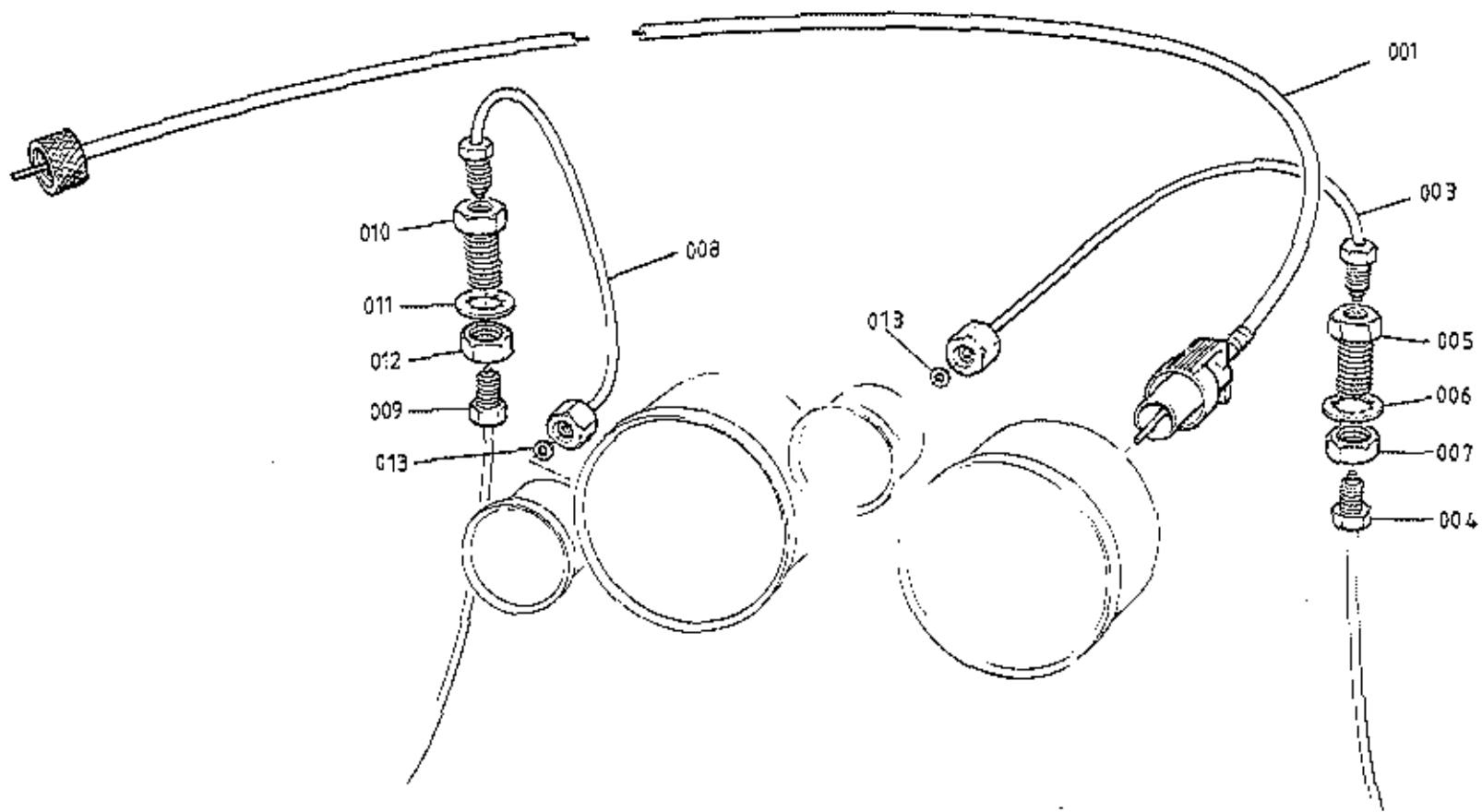
PLATE Ref.No.	DESCRIPTION	PART NUMBER	QUANTITY		REMARKS
			ALL		
17.05A					
023	Fibre Optic Light Carrier, 435mm	B079M6098F	2		
024	Pop Rivet, Light Source Fixing	A075W6067Z	2		
025	Blanking Pin, Light Source	A082M6240F	4		
026	Rheostat, Instrument/Switch Illum.	A083M6220F	1		Identification Number 78546
027	Rheostat, Heater/AC Panel Illum.	A079M6029F	1		Identification Number 78526
028	Knob, Rheostat (Plain)	A082M6153F	2		R/B A089M0490F
	Knob, Rheostat (With Graphic)	A089M0490F	2		
030	Cigar Lighter	A079M6123J	2		
031	Illumination Ring, Cigar Lighter	A079M6124F	22		
032	Bracket, Cigar Lighter Mounting	A079M4088K	2		
033	Pop Rivet, Cigar Lighter Bracket	A075W6092Z	8		



USA
TURBO
1707A

ILLUS. NO.	DESCRIPTION	PART NUMBER	QUANTITY		REMARKS
			'CARB'	H.C.I.	
17.07A					
001	Time Clock, Digital (pin button adjustment)	A089M6034F	1		
	Time Clock, Digital (rocking bar adjustment)	A082M4619F	1	1	1986 on
002	Screw, M4 x 20, Clock Fixing	A079W5083F	2)
003	Washer, Clock Fixing	A075W4062F	2)Use with Clock A89M6034F
004	Nut, Nyloc, M4	A075W3049F	2)
005	Speedometer, 170mph	A082N6040F	1	1	
	Bulb, Speed Illumination	A089M6047F	1	1	
	Clamp, Speedo Retaining	A082U4890F	1	1	
006	Fuel Gauge, 'Unleaded'	A082N6048F	1	1	
007	Water Temperature Gauge	A082N6043F	1	1	
008	Volts Gauge, Battery Condition	A082N6045F	1	1	
009	Tell Tale Lamp Assembly, LH	A082N4008F	1		
	Tell-Tale Lamp Assembly, LH	A082N4015F		1	
010	Tell Tale Lamp Assembly, RH	A082N4006F	1		
	Tell-Tale Lamp Assembly, RH	A082N4014F		1	
	Bulb, 24V 3W, 'ECON' Tell Tale	A082M6311		1	
011	Nut, Nyloc, 10 UNF, Tell Tale Fixing	A075W3000Z	4	4	
012	Boost Pressure Gauge	A082N6047F	1	1	
013	Oil Pressure Gauge	A082N6046F	1	1	
015	Tachometer	A082N6042F	1	1	
	Bulb, Tacho Illumination	A089M6047F	1	1	
017	Tell- Tale Lamp Assembly, Centre	A082M6278F		1	
018	Lens, Oil Level Tell-Tale	A082M6279F		1	
019	Lens, Low Coolant Tell-Tale	A082M6280F		1	

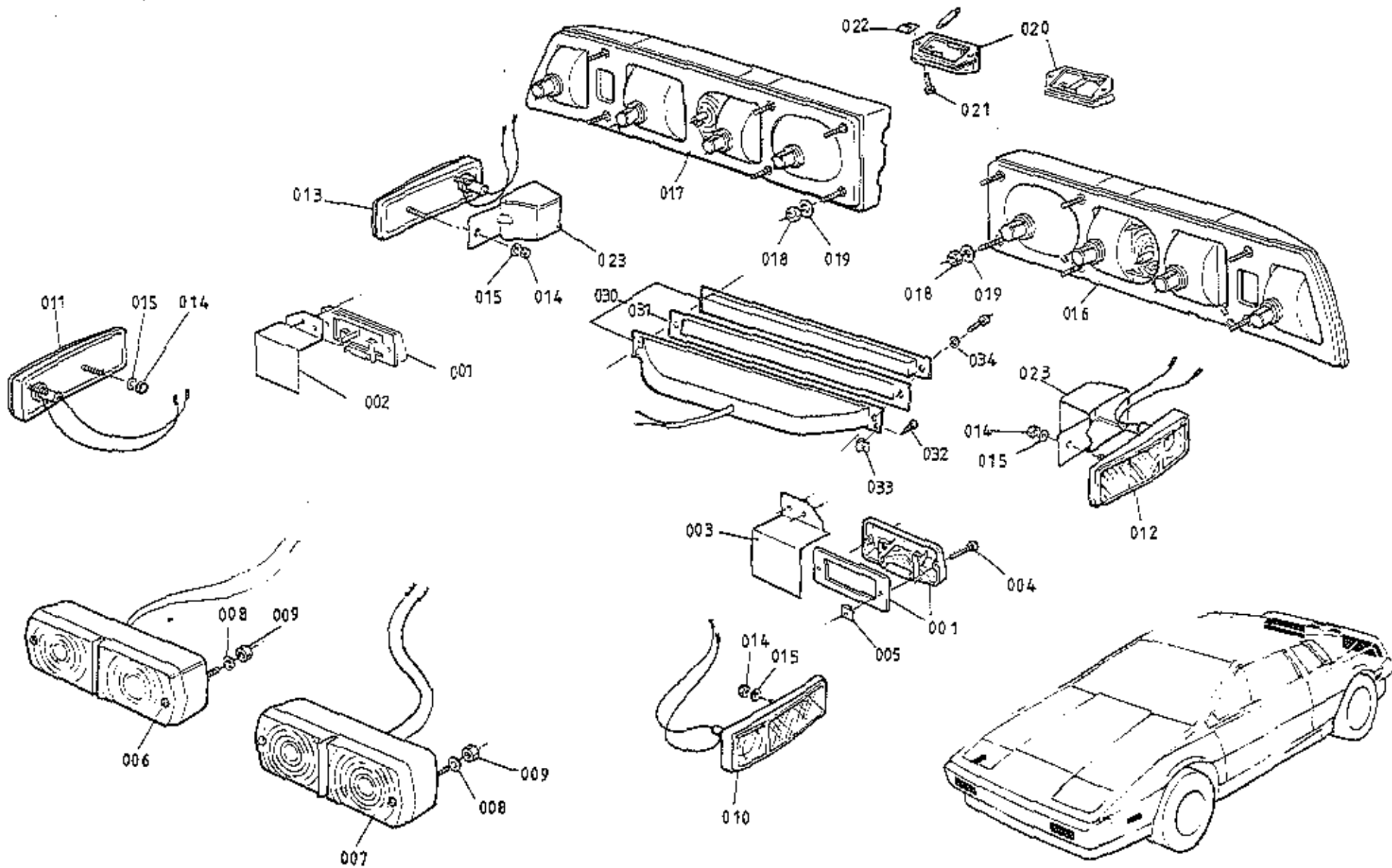
U.S.A. Turbo 17.07A



USA TURBO
17.09A

PLATE Ref.No.	DESCRIPTION	PART NUMBER	QUANTITY		REMARKS
			ALL		
17.09A					
001	Cable, Speedo Drive	A079N6034F	1		
	'P' Clip, Speedo Cable to Chassis Rear	A075Q6016F	1		
003	Pipe, Boost Gauge to Binnacle Conn.	A082N4011F	1		
004	Pipe, Engine to Binnacle Connector	A082N4013F	1		
	Clip, Boost Pipe to Chassis	A079W6185Z	2		HCI Only
005	Connector, Binnacle/Boost Gauge Pipe	A082N6052F	1		
006	Washer, Shakeproof, Binnacle Connector	A079W4051F	1		
007	Nut, Binnacle Connector	A082N6051F	1		
	Rubber Pipe, Boost Pipe to Engine	A910E2200K	1		105mm of A910E6640 Black/Red
008	Pipe, Oil Gauge to Binnacle Connector	A082N4010F	1		
009	Pipe, Engine to Binnacle Connector	A082N4012F	1		
010	Connector, Binnacle, Oil Gauge Pipe	A082N6052F	1		
011	Washer, Shakeproof	A079W4051F	1		
012	Nut, Binnacle Connector	A082N6051F	1		
013	Washer, Pipe to Oil & Boost Gauges	A036N6000F	2		

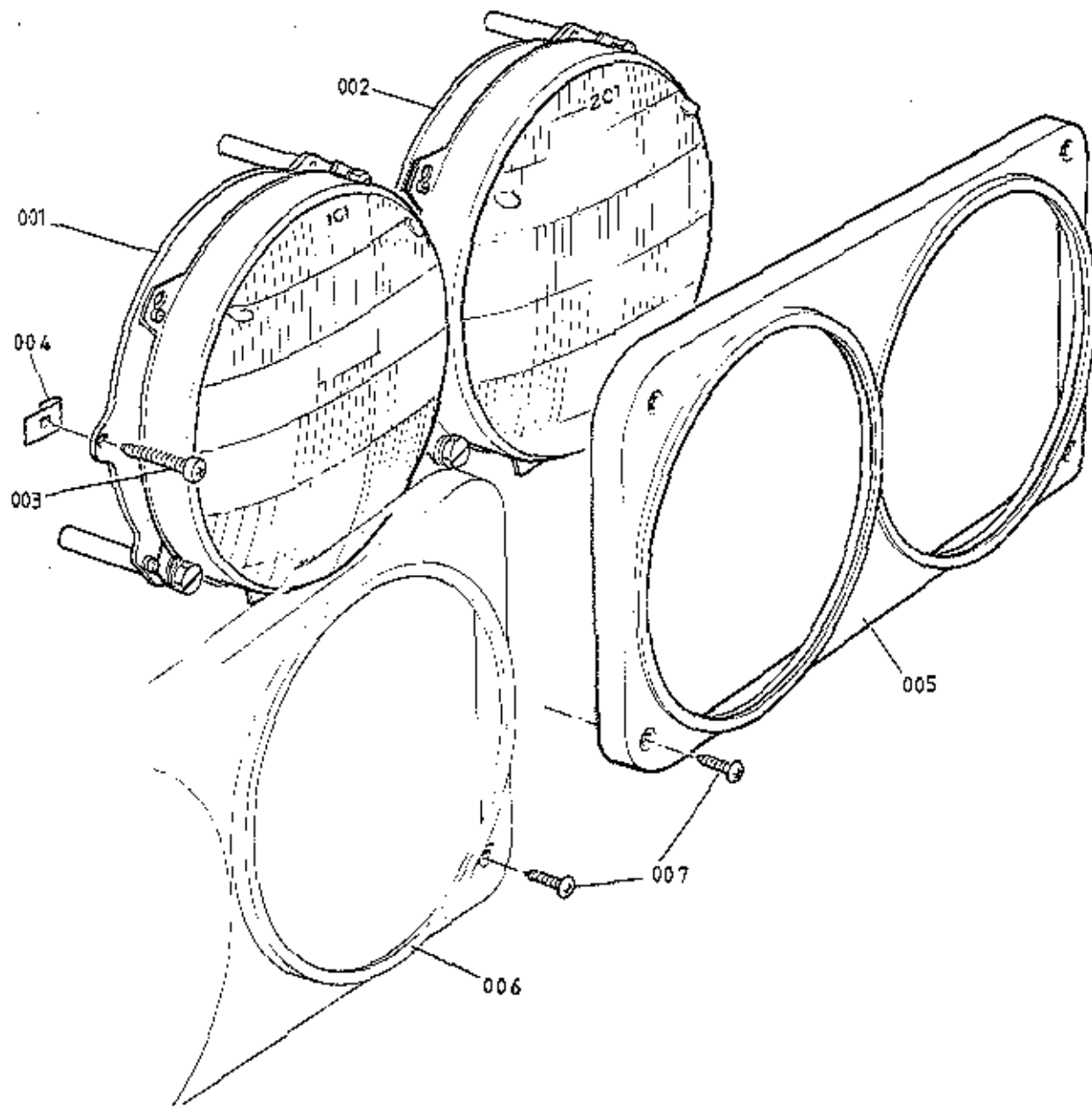
U.S.A. Turbo 17.09A



USA TURBO
17.11A

PLATE Ref.No.	DESCRIPTION	PART NUMBER	QUANTITY		REMARKS
			ALL		
17.11A					
001	Door Ajar Lamp	A082M6155F	2		
002	Shield, Door Ajar Lamp, RH	A082U4742F	1		
003	Shield, Door Ajar Lamp, LH	A082U4743K	1		
004	Screw, Shield Fixing	A075W5027Z	4		
005	Spire Nut, Shield Fixing	A079W6024F	4		
006	Front Side/Turn Lamp RH	A082M6227F	1		
007	Front/Side Turn Lamp LH	A082M6226F	1		
008	Washer, Lamp Fixing	A075W4013Z	4		
009	Nut, Nyloc, M6	A075W3009Z	4		
010	Side Marker Lamp, Front LH	A079M6025F	1		
011	Side Market Lamp, Front RH	A079M6026F	1		
012	Side Marker Lamp, Rear LH	A079M6027F	1		
013	Side Marker Lamp, Rear RH	A079M6028F	1		
014	Nut, Lamp Fixing	A075W3052Z	8		
015	Washer, Lamp Fixing	A075W4062Z	8		
016	Rear Lamp Assembly, LH	A079M6091F	1		
017	Rear Lamp Assembly, RH	A079M6092F	1		
018	Nut, Lamp Fixing	A075W3008Z	12		
019	Washer, Lamp Fixing	A075W4007Z	12		
020	Licence Plate Lamp	A082M6179F	2		
021	Screw, Lamp Fixing	A075W5037Z	4		
022	Spire Nut, Lamp Fixing	A079W6024F	4		
023	Cover, Rear Side Marker Lamp	A082M4244K	2		
030	'Hi-Level' Stop Lamp	A082M6298F	1		
031	Gasket, Lens to Spoiler	A082M4614F	1		
032	Screw, Lamp to Spoiler	A075W5012	2		
033	Spire Nut, Lamp to Spoiler	A082U6090F	2		
034	'Dowty' Washer, Lens Fixing Screws	A082U6112F	2		

U.S.A Turbo 17.11A



USA TURBO
17.13A

PLATE Ref.No.	DESCRIPTION	PART NUMBER	QUANTITY		REMARKS
			ALL		
17.13A					
001	Headlamps Assembly, Inner	A079M6055F	2		
	Sealed Beam Unit, Inner	A079M6038F	2		
002	Headlamp Assembly, Outer	A079M6056F	2		
	Sealed Beam Unit, Outer	A079M6039F	2		
003	Screw, Headlamp to Pod	A075W5043F	16		
004	Spire Nut, Headlamp to Pod	A075W6016F	16		
005	Finisher, Headlamp Surround, LH	A079U4449K	1		ABS
006	Finisher, Headlamp Surround, RH	A079U4450K	1		ABS
007	Screw, Finisher Fixing	A075W5030F	8		

U.S.A Turbo 17.13A

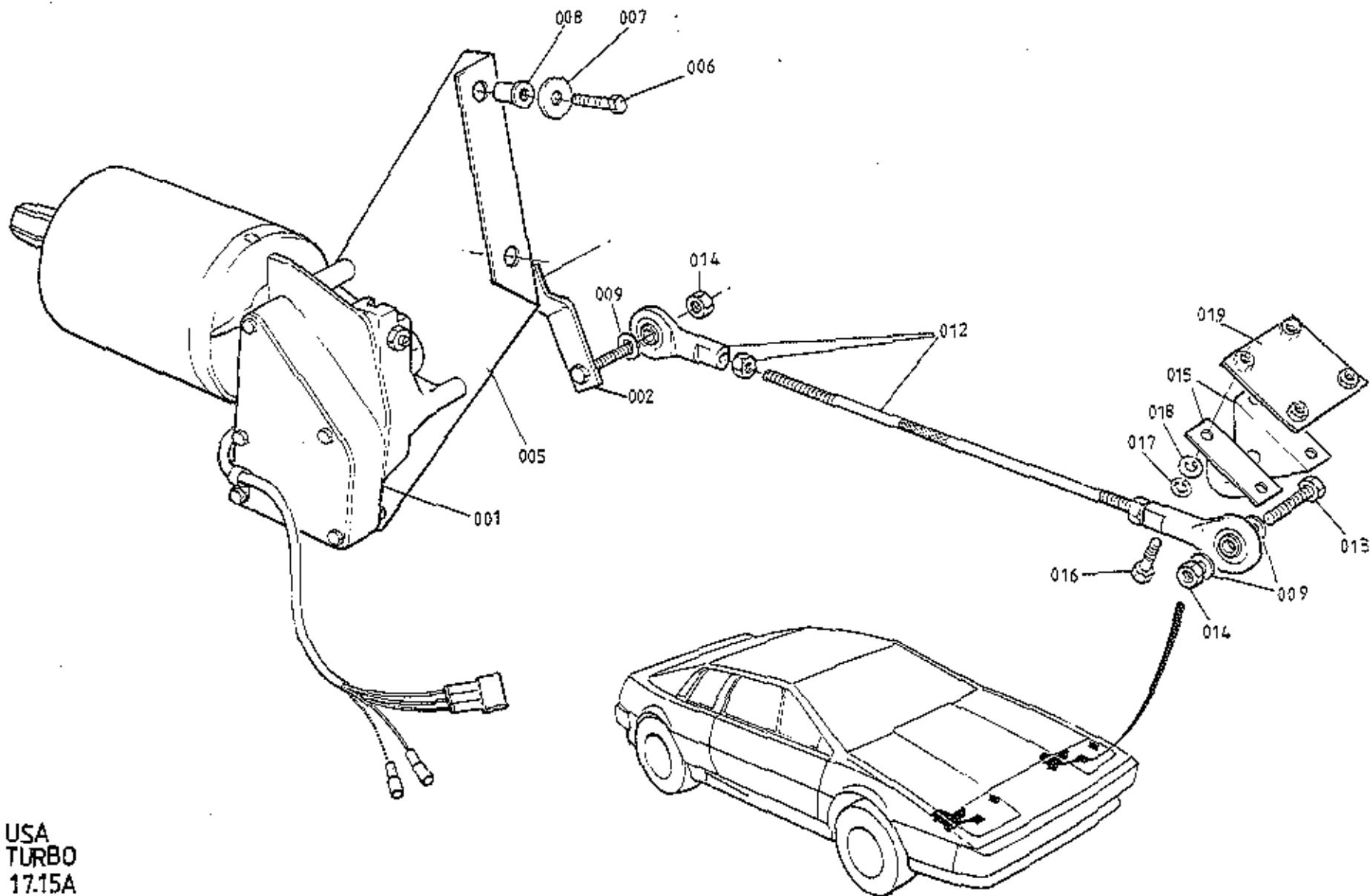
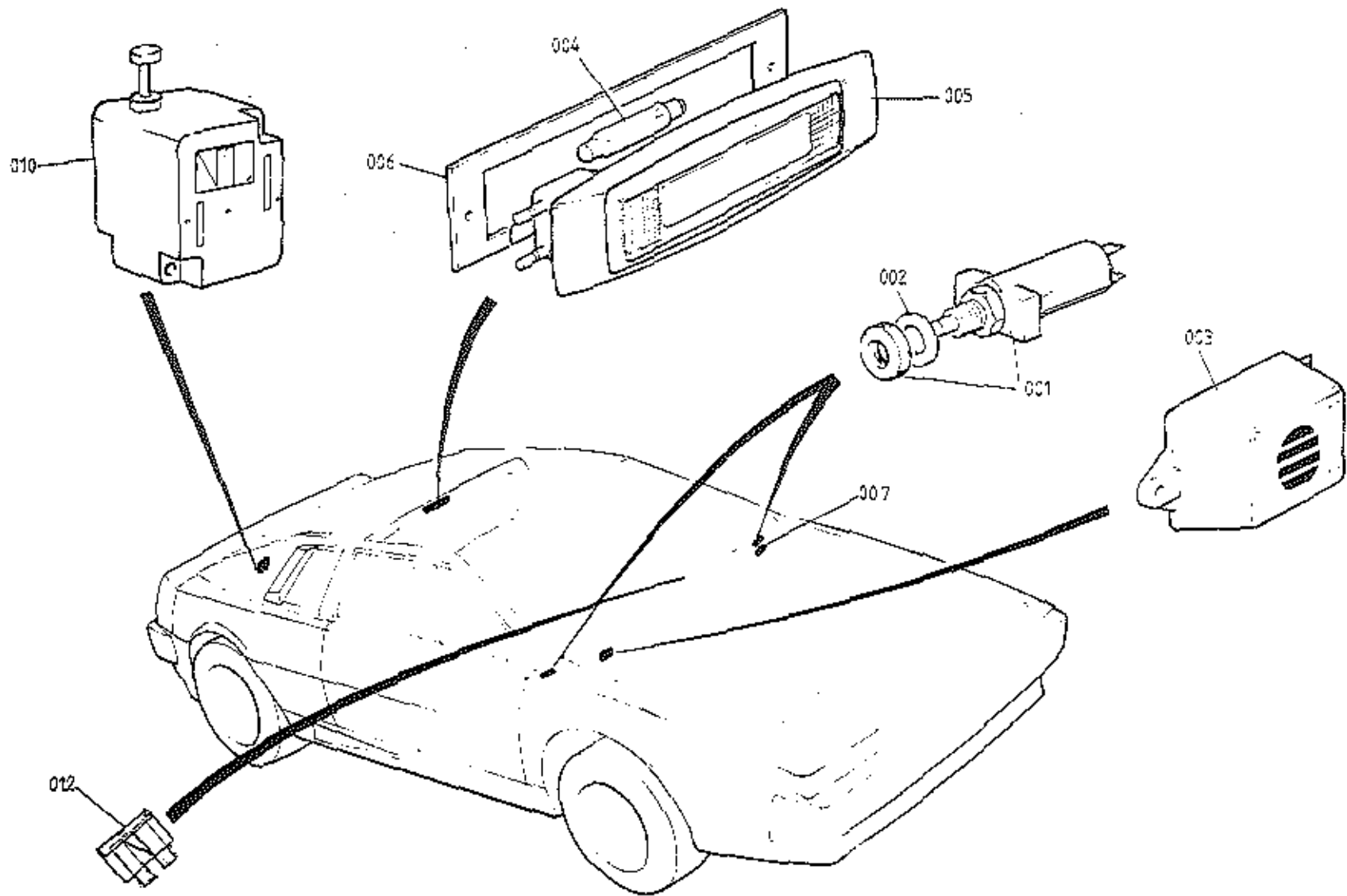


PLATE Ref.No.	DESCRIPTION	PART NUMBER	QUANTITY		REMARKS
			ALL		
17.15A					
001	Motor Assembly, Headlamp Pod	B079M6047F	2		R/B A082M4584F
002	Motor Assembly, Headlamp Pod	A082M4584F	2		inc. Rotary Link
002	Rotary Link	D079M4055K	2		
005	Bracket, Headlamp Motor Mounting	A079U4453K	2		
006	Setscrew, 1/4" UNF x 3/4" Brkt/Body	A075W1005Z	8		
007	Washer, Bracket/Body	A075W4015Z	8		
008	Rawlnut, 1/4" UNF, Bracket/Body	A075W6036Z	8		
009	Washer, Flat, Rod End	A075W4013Z	8		
	Connecting Link, Pod Actuation	A079U4455F	2)
	Rod End, 1/4" UNF, Connecting Link	A079U6031F	4) R/B Assembly A082U5006F
	Locknut, 1/4" UNF, Rod End	A075W3038Z	4)
012	Linkage Assembly, Pod Actuation	A082U5006F	2		M6 RH/LH Threads
013	Setscrew, M6 x 30, Link to Pod	A075W1032Z	2		
014	Nut, Nyloc, M6, Link Fixing	A907E6285F	4		
015	Bracket, Link to Pod	A079U4454K	4		
016	Setscrew, M6 x 18, Bracket to Pod	A075W1029F	8		
017	Washer, Shakeproof, Bracket to Pod	A075W4046Z	8		
018	Washer, Flat, Bracket to Pod	A075W4015Z	8		
019	Tapping Plate, Bracket to Pod	A079U4517F	2		

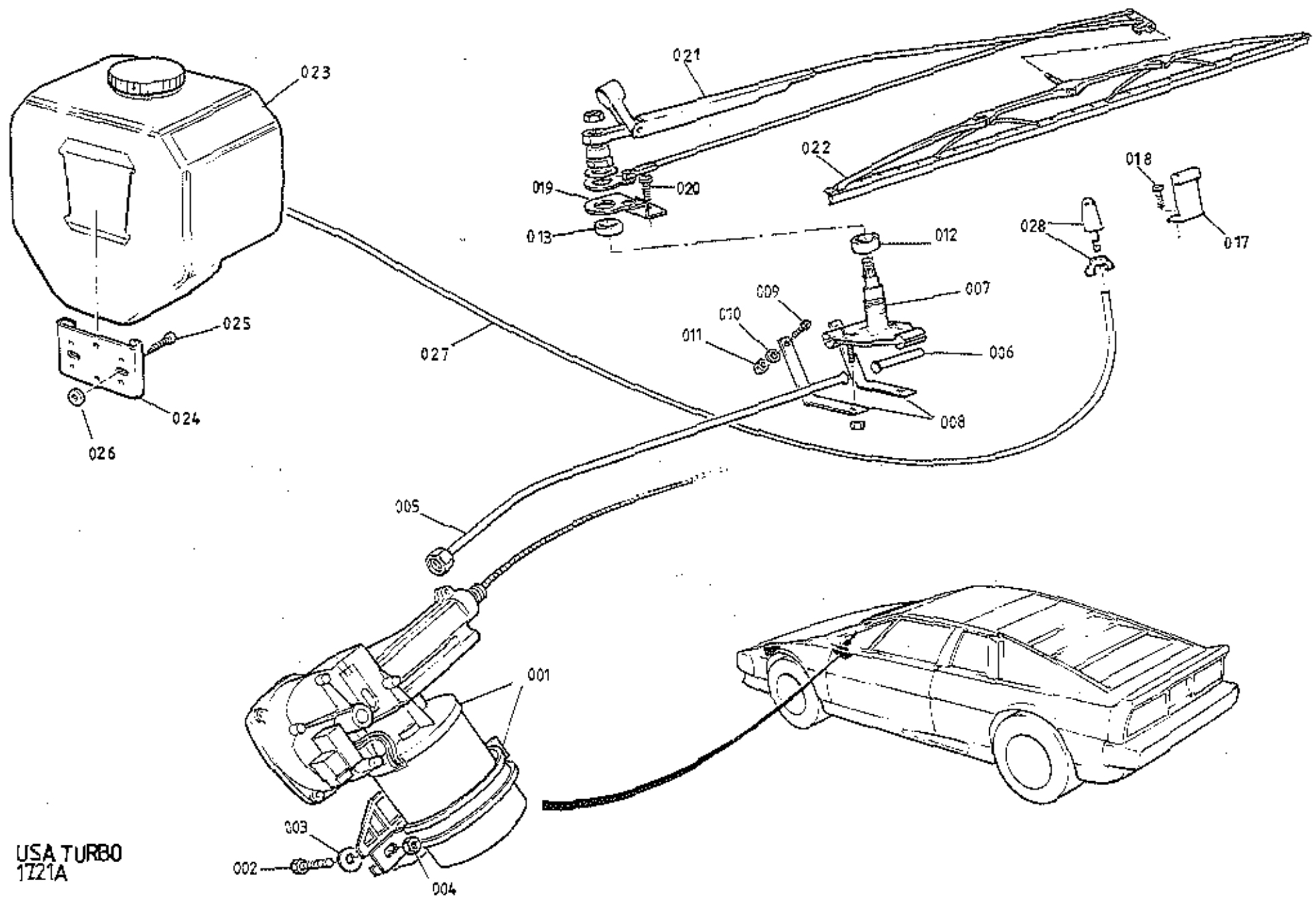
U.S.A. Turbo 17.15A



USA TURBO
1717A

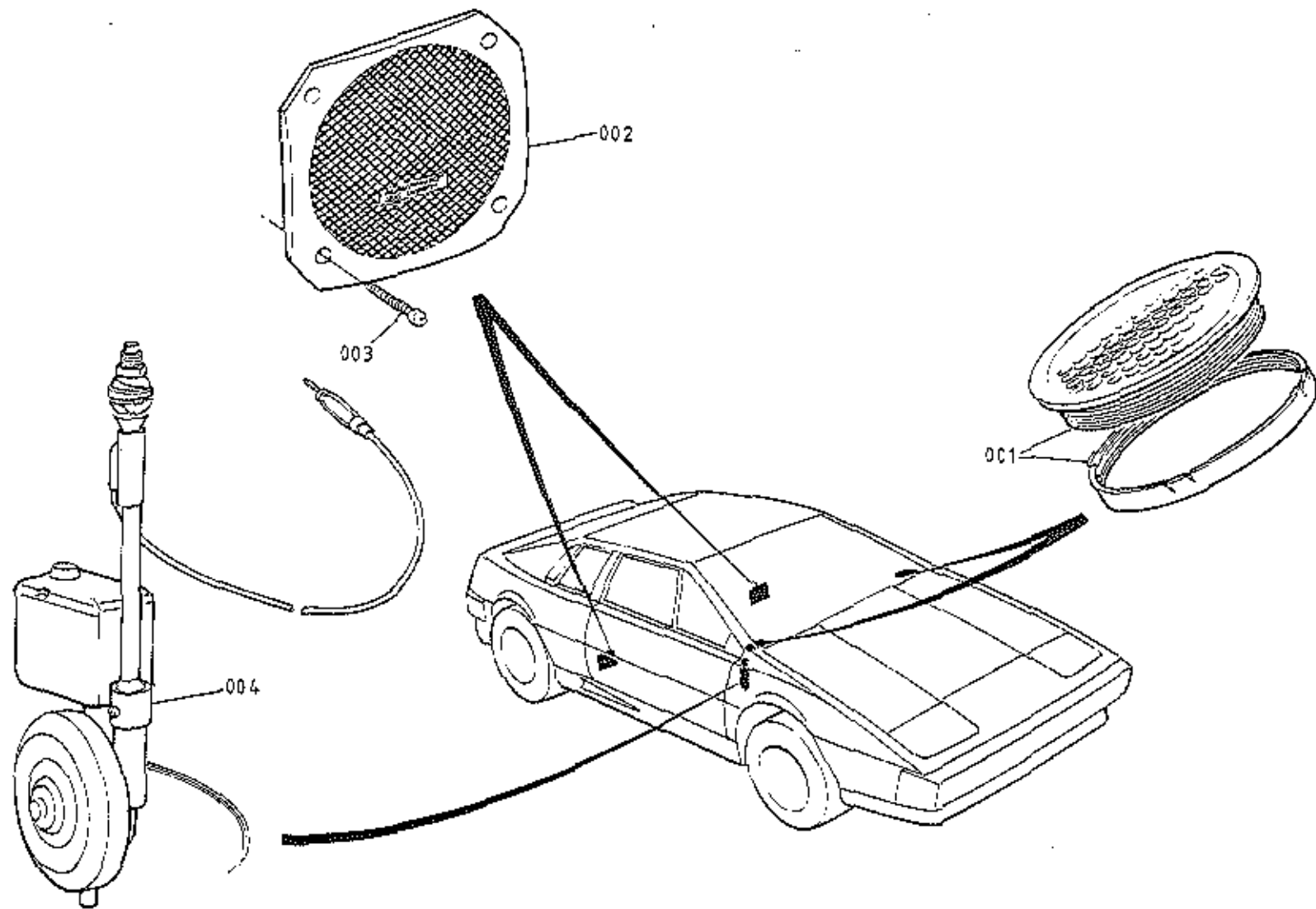
PLATE Ref. No.	DESCRIPTION	PART NUMBER	QUANTITY		REMARKS
			ALL		
17.17A					
001	Switch, Courtesy Lamp/Door Buzzer	A075M6044Z	3		
002	Spacer Washer, Fibre	A075W4057Z	A/R		
003	Buzzer, Seat Belt/Door	A076M6005F	1		
004	Bulb, 12V 5W, Interior Lamp	A075W6144F	1		
005	Interior Lamp	A082M6156F	1		
006	Bracket, Interior Lamp Mounting	A082U4726K	1		
010	Inertia Switch	B079M6133F	1		
	Lid, Fusebox	A082M6194F	1		
012	'Littel' Fuse 3A Violet	A082M6243F	A/R		
	'Littel' Fuse 4A Pink	A082M6244F	A/R		
	'Littel' Fuse 5A Tan	A082M6245F	A/R		
	'Littel' Fuse 7.5A Brown	A082M6246F	A/R		
	'Littel' Fuse 10A Red	A082M6247F	A/R		
	'Littel' Fuse 15A Light Blue	A082M6248F	A/R		
	'Littel' Fuse 20A Yellow	A082M6249F	A/R		
	'Littel' Fuse 25A White	A082M6250F	A/R		
	'Littel' Fuse 30A Light Green	A082M6251F	A/R		

U.S.A. Turbo 17.17A



USA TURBO
1721A

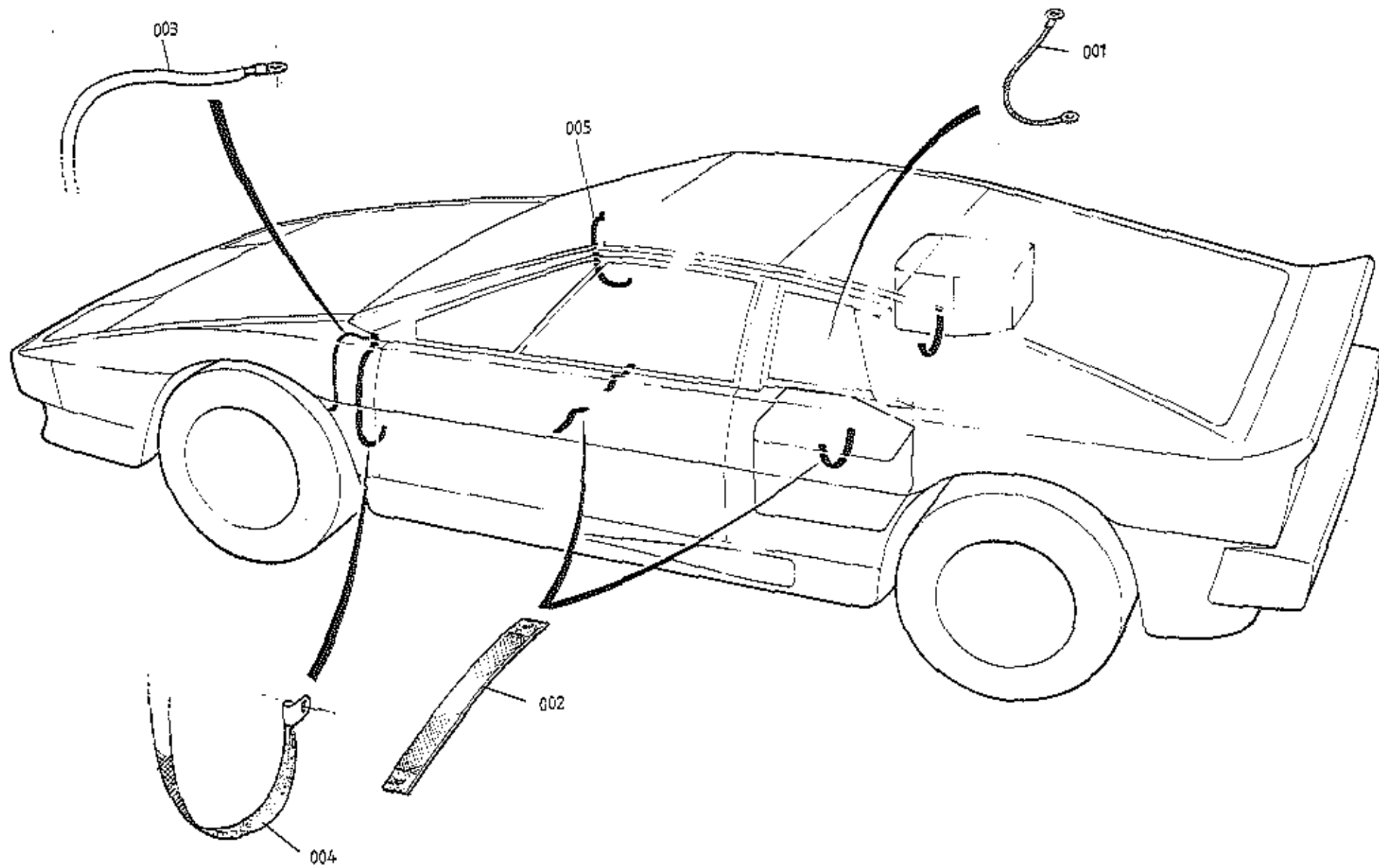
PLATE Ref.No.	DESCRIPTION	PART NUMBER	QUANTITY		REMARKS
			ALL		
17.21A					
001	Wiper Motor, 29W, Inc. Clamp & Pad	A085M6163F	1		
	Clamp & Pad, Motor Mounting	A079M4022F	1		
002	Setscrew, M6 x 30, Motor Mounting	A075W2028Z	2		
003	Washer, 24mm O/D, Motor Mounting	A075W4017Z	2		
004	Nut, Nyloc M6, Motor Mounting	A075W3009Z	2		
005	Bundy, Motor to Wheelbox	A079M4140K	1		
006	Bundy, Wheelbox Run-Out	X026M0012Z	1		
007	Wheelbox Assembly, Inc. Nuts	B083M6227F	1		
008	Bracket, Wheelbox Stabilising	A085U4788K	2		
009	Setscrew, 10 UNF x 3/4", Brkt/Body	A075W1003Z	2		
010	Washer, Brkt/Body	A075W4000Z	2		
011	Nut, Torqloc, 10 UNF Brkt/Body	A075W3000Z	2		
012	Spacer, Wheelbox to Body 13mm	B085U4789F	1)Selected by Body Thickness)
	Spacer, Wheelbox to Body 9mm	A079M4077F	1		
013	Spacer, Locking Plate to Body 9mm	A079M4077F	1		Without Pantograph Ball Joint
	Spacer, Locking Plate to Body 6.5mm	A082M4256K	1		With Pantograph Ball Joint
017	Downstop Bracket	A079M4034K	1		
018	Screw, Downstep Fixing	A075W5040Z	2		
019	Locking Plate	A085U4791K	1		Without Pantograph Ball Joint
	Locking Plate	B082M4257F	1		With Pantograph Ball Joint
020	Screw, Locking Plate Fix	A075W5040Z	1		
021	Wiper Arm Assembly	A085M4155F	1		Without Pantograph Ball Joint
	Wiper Arm Assembly	B082M4243F	1		With Pantograph Ball Joint
	Washer, Wiper Arm Nut	A089M6038F	1		
022	Wiper Blade	A079M6015F	1		
023	Washer Pump & Reservoir Assembly	A079M6010F	1		
024	Bracket, Reservoir Mounting	A075M6069Z	1		
025	Screw, Bracket to Body	A075W5014F	3		
026	Washer, Bracket to Body	A075W4014Z	3		
027	Tubing, Screen Wash, 4mm	A050M6164V	3.5m		
028	Jet, Twin, Washer	A082M6176F	1		
	Grommet, Washer Tube Thro' Bulkhead	X036B6150Z			U.S.A. Turbo 17.21A



USA TURBO
17.27A

PLATE Ref.No.	DESCRIPTION	PART NUMBER	QUANTITY		REMARKS
			ALL		
17.27A					
001	Speaker, Fascia	A082M6230F	2		
002	Speaker, Rear	A082M6231F	2		
003	Screw, Rear Speaker Fix	A075W5015Z	8		
004	Aerial, Electric	A082M6271F	1		
	Loom, Rear Speakers	B082M4589K	1		

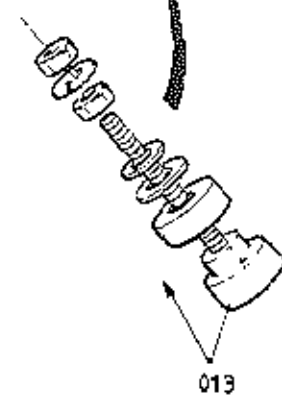
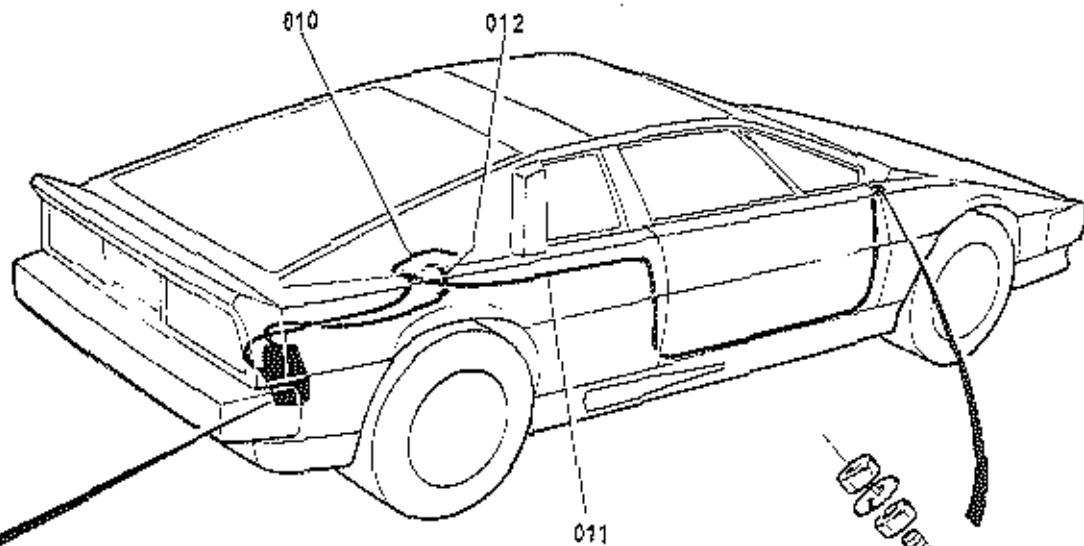
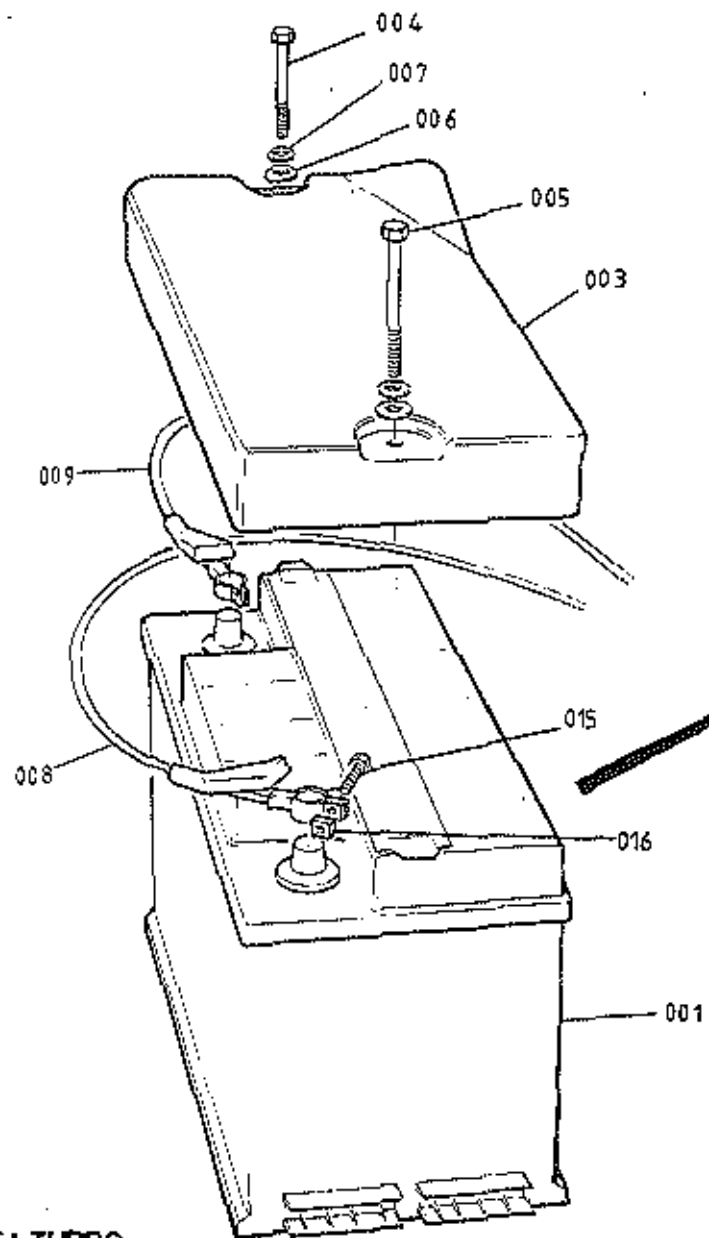
U.S.A. Turbo 17.27A



USA TURBO
17.29A

PLATE Ref.No.	DESCRIPTION	PART NUMBER	QUANTITY		REMARKS
			Carb.	H.C.I.	
17.29A					
001	Braid, Timing Belt Tensioner Earth	A082M4209F	1		
002	Earth Bond, LH Tank & Seat Frames	A079M4094F	3		
003	Earth Bond, Scuttle Beam	B089M0410F	1		
004	Earth Bond, Door to Scuttle, LH	B082M4172F	1		
005	Earth Bond, Door to Scuttle, RH	B082M4171F	1		
	Earth Bond, Engine	A089M0411F	1		
	Suppression Foil	A065M6008V	7m		
	Capacitor, 2mf, Ignition Coil	A075M6096Z	1		
	Capacitor, 1mf, Fuel Pump	A075M6097Z	1		
	Capacitor, 1mf, Stop Switch	A074M6008Z	1		
	Capacitor, 1mf, Voltage Stabiliser	A075M6100Z	1		
	Choke, Voltage Stabiliser	X050M6107Z	1		
	Suppression Foil, Engine Cover	A082B4576J		1	
	Suppression Foil, Engine Bay Wall, LH	A082B4577J		1	
	Suppression Foil, Engine Bay Wall, RH	A082B4578J		1	
	Suppression Foil, Engine Bay, Rear Wall	A082B4579J		1	
	Suppression Foil, Rear Bulkhead	A082B4580J		1	
	Suppression Foil, Front Underbody	A082B4581J		1	
	Suppression Foil, Front Bulkhead	A082B4582J		1	

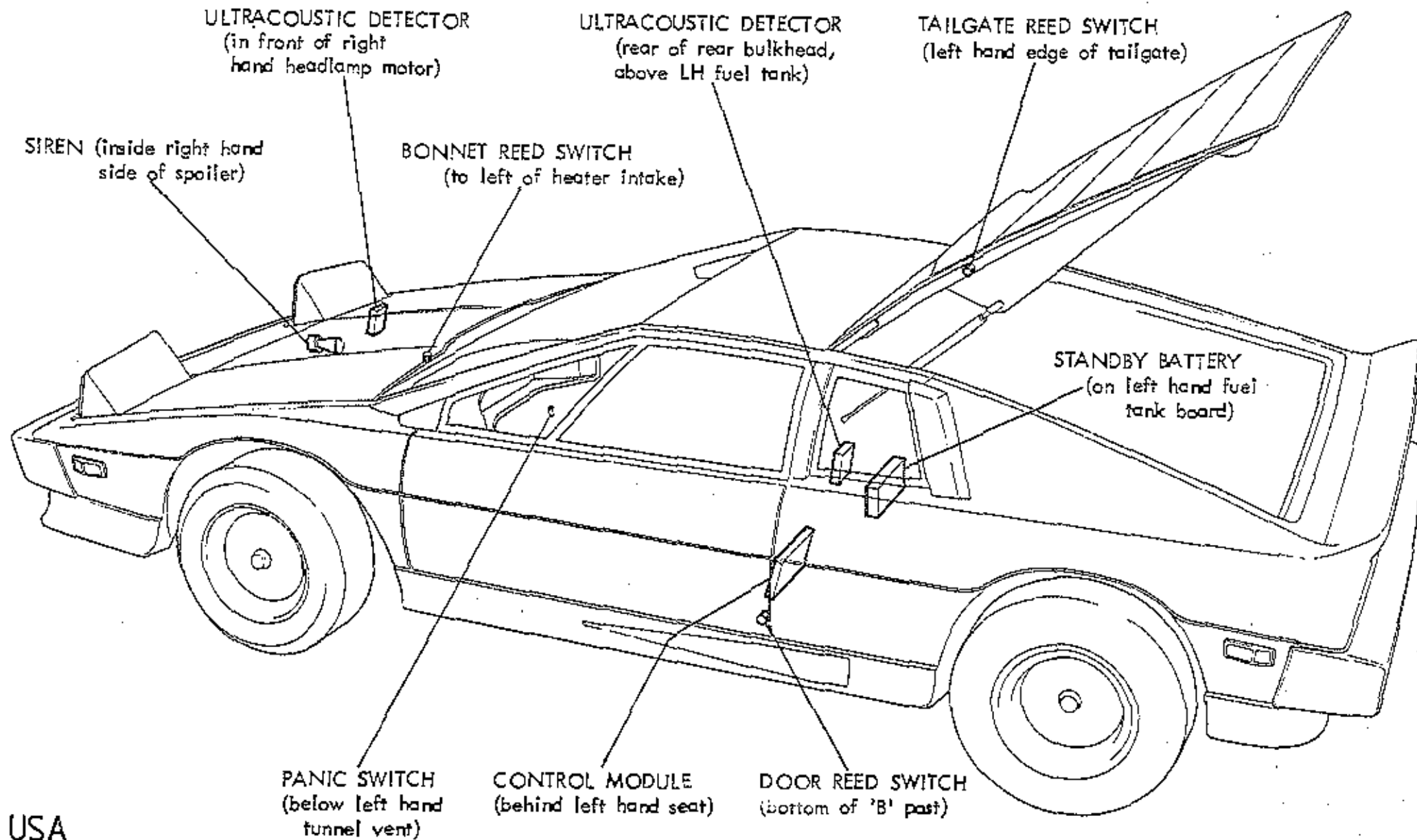
U.S.A. Turbo 17.29A



USA TURBO
17.31A

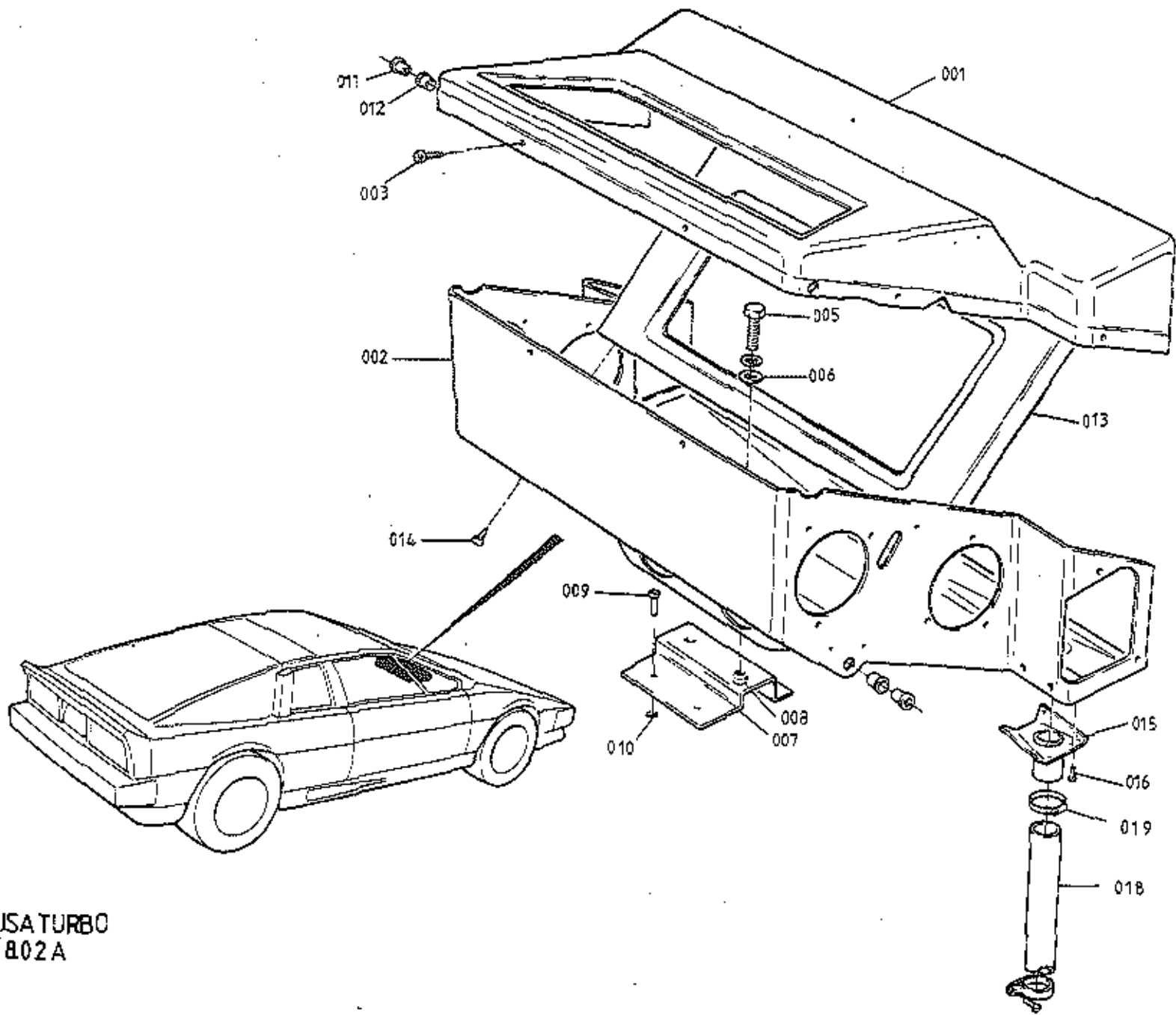
PLATE Ref. No.	DESCRIPTION	PART NUMBER	QUANTITY		REMARKS
			'CARB'	H.C.I.	
17.31A					
001	Battery, 'Maintenance Free'	A082M6169F	1		
	Battery, 'Low Maintenance'	A082M6284F		1	
003	Cover, Battery	A082M4252K	1		
	Cover, Battery	A082M4603K		1	
004	Bolt, M6 x 55, Battery Retention	A075W2034Z	1	1	
005	Bolt, M6 x 65, Battery Retention	A075W2035Z	1	1	
006	Washer, Flat, Battery Retention	A075W4017Z	2	2	
007	Washer, Spring, Battery Retention	A075W4035Z	2	2	
008	Cable, Battery, + ve	A082M4235F	1	1	
009	Cable, Battery, - ve	A089M0409F	1	1	
010	Cable, Alternator to Starter	A089M0414F	1	1	
	Clip, Cable to Ignition Solenoid	A082M6250P	1	1	
011	Cable, Starter to Binding Post	A082M4238F	1	1	
012	Earth Braid, Engine	A089M0411F	1	1	
013	Binding Post	A089M6033F	1	1	
015	Bolt, 5/16" BSW, Battery Terminal	A082M6102F	2	2	
016	Nut, 5/16" BSW, Battery Terminal	A082M6202F	2	2	

U.S.A Turbo 17.31A



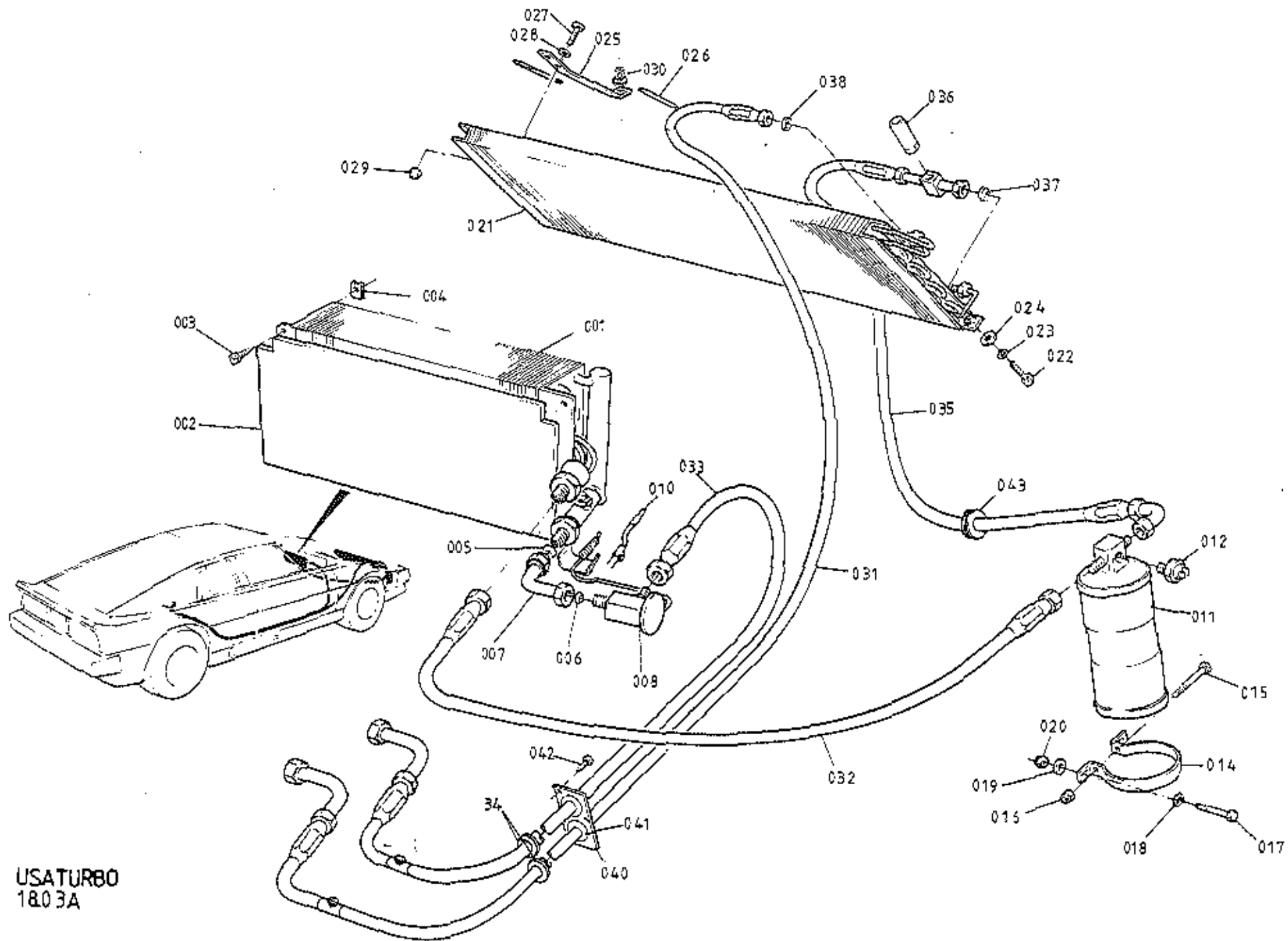
USA
TURBO('Special Edition')
17.33A

PLATE Ref.No.	DESCRIPTION	PART NUMBER	QUANTITY		REMARKS
				Spec. Edit.	
17.33A					
					<u>This Page for 1984 Model Year 'Special Edition' Cars Only</u>
	'Pulsafe' Alarm Kit	A082M6270F		1	
	Control Module	A082M6257H		1	
	Standby Battery	A082M6258H		1	
	Battery Carrier	A082M6259H		1	
	Aerial, Alarm System	A082M6260H		1	
	'P' Clip, Aerial Fixing	A075W6000Z		1	
	Screw, S/T " "	A075W5015Z		1	
	Transmitter	A082M6261H		1	
	Code Cartridge Set	A082M6262H		1	
	Key (Module on/off)	A082M6263H		2	Pack of 4
	Ultrasonic Detector (Trembler Switch)	A082M4567H		2	Quote Key Number
	Screw, S/T, Trembler Fixing	A075W5017Z		4	
	Spire Nut, " "	A075W6022F		2	
	Beeper	A082M4568H		1	
	Siren	A082M4569H		1	
	Setscrew, Siren Fixing	A075W1032Z		3	
	Nut, Nylloc, M6, Siren Fixing	A075W3009Z		3	
	Washer	A075W4013Z		3	
	Reed Switch	A082M4570H		4	
	Screw, S/T Switch & Magnet Fix	A075W5008Z		12	
	Screw, S/T Magnet Fixing	A075W5016Z		4	
	Spire Nut, " "	A075W6022F		4	
	Panic Button	A082M6265H		1	
	Wiring Harness, Alarm System	A082M4571K		1	
	Wiring Harness, Fascia	A082M4573K		1	
	Wiring Harness, Siren	A082M4574K		1	
	'P' Clip, Harness Fixing	A075W6228F		6	
	Pop Rivet " "	A075W6090Z		6	
	Washer " "	A075W4080F		6	
					U.S.A. Turbo 'Special Edition' 17.33A



USA TURBO
1802A

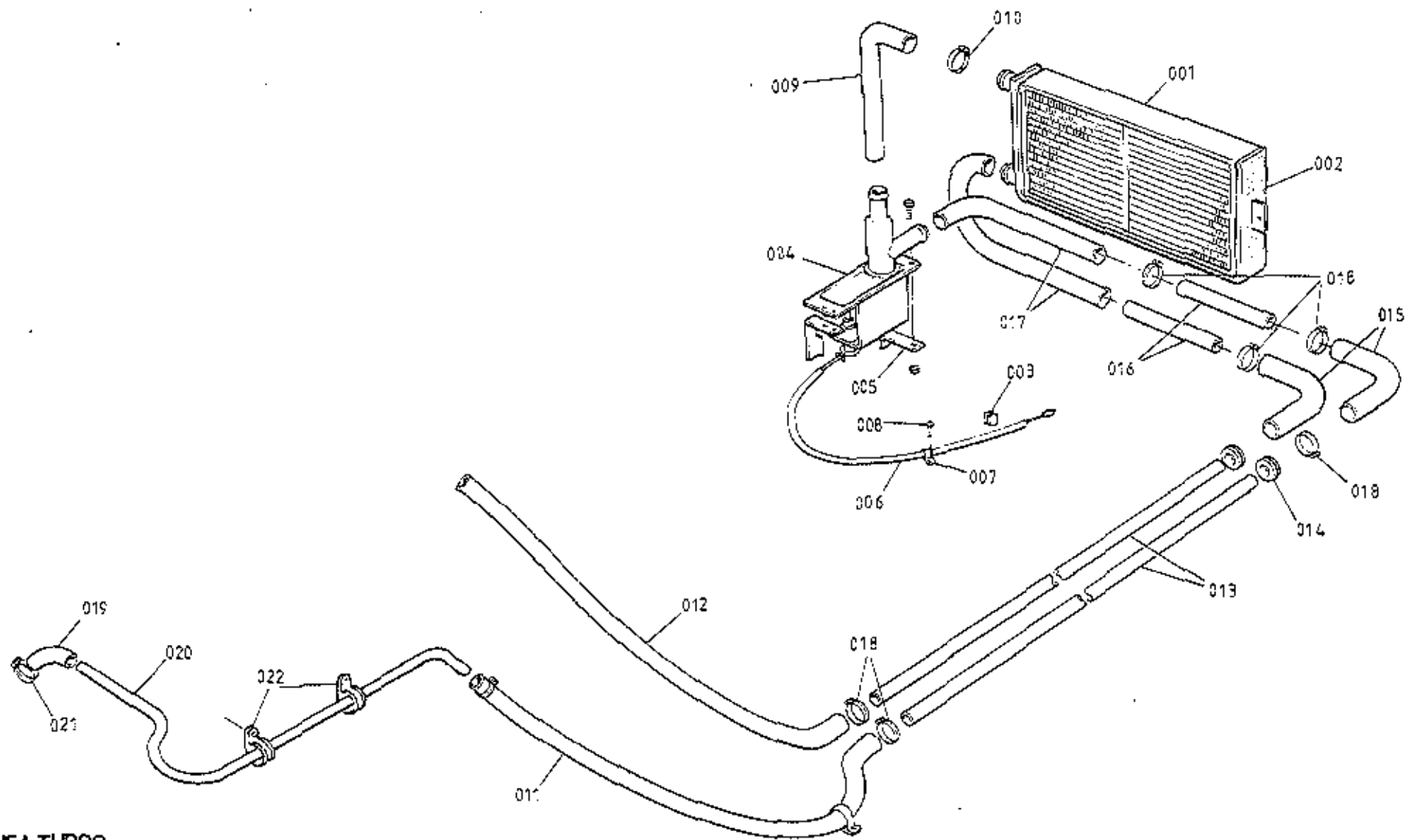
PLATE Ref. No.	DESCRIPTION	PART NUMBER	QUANTITY		REMARKS
			ALL		
18.02A					
	Heater/Air Conditioning Assembly	A082P4240S	1		inc. Heater Matrix, Evaporator, Vac. Valves, Control Cables, Rotary Controls
001	Case, Upper	B079P4108K	1		
002	Case, Lower	A079P4109K	1		
003	Screw, Upper/Lower Case	A075W5032Z	9		
005	Setscrew, M6x16, Case to Mtg. Plate	A075W1028Z	2		
006	Washer, Flat, Case to Mtg. Plate	A075W4013Z	2		
007	Mounting Plate, Case to Body	A079P4096E	1		
009	Pop Rivet, Mtg. Plate to Case	A075W6071Z	2		
010	Washer, Pop Rivet	A075W4046E	2		
011	Bush, Flap Pivot, Inner	A089P0268F	4		
012	Bush, Flap Pivot, Outer	A075P6064F	4		
013	Closing Panel, ABS	A079P4112K	1		
014	Screw, Panel to Case	A075W5032Z	4		
015	Drain Adaptor	A079P4106Z	1		
016	Pop Rivet, Drain Adaptor	A075W6090Z	4		
018	Drain Tube, PVC 5/8"	A075U6083V	0.4m		
019	Hose Clip, 16-25mm	A079K6018F	1		



USATURBO
1803A

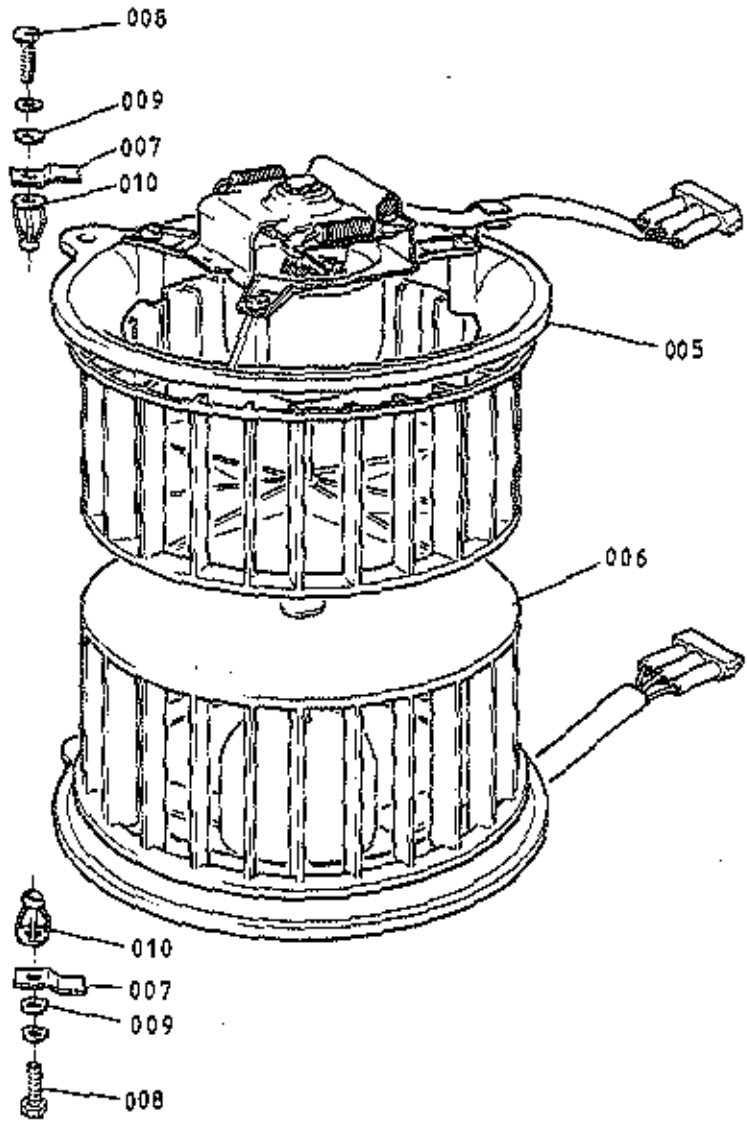
ILLUS. NO.	DESCRIPTION	PART NUMBER	QUANTITY		REMARKS
			ALL		
18.03A					
001	Evaporator	A079P4080F	1		
002	Foam, Open Mesh	A075P0206F	1		
003	Screw, Evaporator to Case	A075W5014F	2		
004	Spire Nut, Evaporator to Case	A075W6014F	2		
005	Flare Gasket, 10.4mm Elbow/Evap	A082P4241F	1		
006	Flare Gasket, 15.7mm, Valve/Elbow	A082P4242F	1		
007	Elbow Adaptor	A079P6017F	1		
008	Expansion Valve	A079P6012F	1		
009	Non-Drip Tape	A075P6086F	A/R		
010	Thermistor	A085P6038F	1		
011	Receiver Drier Assembly	A082P4239J	1		inc. Low Pressure Switch
012	Low Pressure Switch, Cut Out	A082P6042F	1		
014	Clamp Bracket, Receiver Drier	A089P0278F	1		
015	Setscrew, M6x30, Clamping	A075W1032F	1		
016	Nut, Nyloc, M6, Clamping	A075W3009Z	1		
017	Setscrew, M6x35, Brkt to Body	A075W2029Z	2		
018	Washer, Flat, Brkt. to Body	A075W4015Z	2		
019	Washer, 25mm O/D, Brkt. to Body	A075W4017Z	2		
020	Nut, Nyloc, M6, Brkt. to Body	A075W3009Z	2		
021	Condenser	C082P4160F	1		
022	Setscrew, M8x20, Condenser to Duct	A075W1038Z	2		
023	Washer, Shakeproof, Condenser to Duct	A075W4048Z	2		
024	Washer, 25mm O/D, Condenser to Duct	A075W4021Z	2		
025	Bracket, Condenser Mounting	A082P4163K	2		Prior to '86 M.Y.
	Bracket, Condenser Mounting	A082P4251P	2		'86 M.Y. on
026	Edge Protector, Neoprene	B075U6054V	320mm		
027	Setscrew, M6x16, Condenser Fixing	A075W1028Z	4		
028	Washer, Condenser Fixing	A075W4013Z	4		
029	Nut, Nyloc, M6, Condenser/Brkt	A075W3009Z	2		
030	Jacknut, M6, Brkt/Body	A075W3031Z	2		
031	Hose, Compressor to Condenser	B082P4247F	1		
032	Hose, Rec. Drier to Exp. Valve	A079P4077F	1		
033	Hose, Evaporator to Compressor	B082P4248F	1		

PLATE Ref.No.	DESCRIPTION	PART NUMBER	QUANTITY		REMARKS
			ALL		
18.03A					
034	Grommet, Hose/Body rear	A082P6045F	2		
	'P' Clip, Comp. Intake Hose/Tank Well	A079W6200F	3		
	'P' Clip, Comp. Intake Hose/Tank Well	A075H6018Z	3		
	Screw, 'P' Clip Fixing	A075W5043Z	6		
	Tie Strap, Hose Securing	A075W6038Z	3		
035	Hose, Condenser to Rec. Drier	A082P4236F	1		
036	Valve, High Pressure Relief	A082P6040F	1		
	Permabond A140, Valve to Hose	A089R6059V	A/R		
037	'O' Ring, 3/8"	A075P6083F	1		
038	'O' Ring, 1/2"	A075P6084F	1		
040	Plate, Grommet	B079P4084E	1		
041	Grommet	A046K6001Z	2		
042	Screw, Grommet Plate Fix	A075W5050F	4		
043	Grommet, A/C Hoses/Body Front	A075P6021Z	3		
	Freon 12 Refrigerant	A075P6016V	3.5lbs		



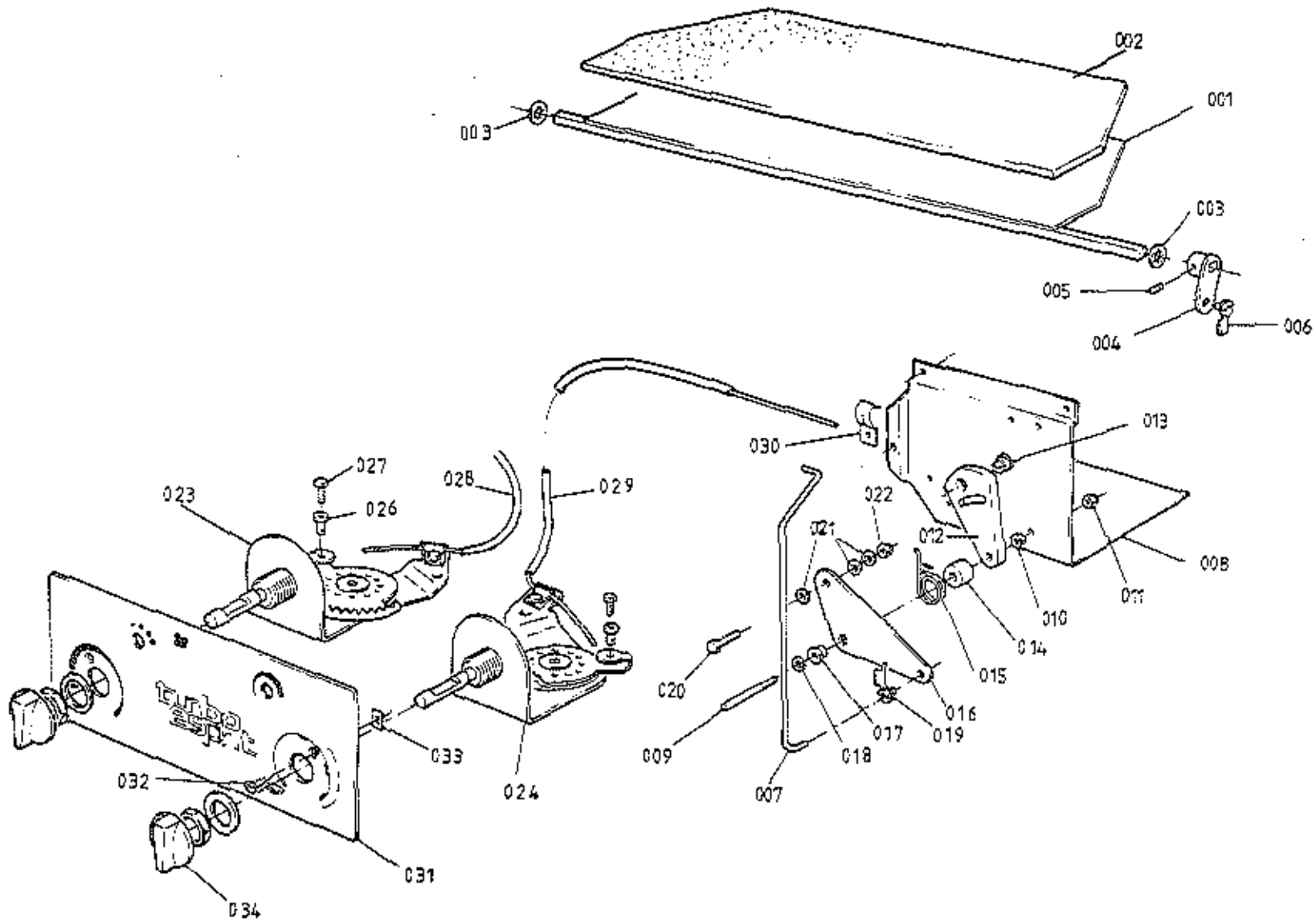
USA TURBO
1805A

PLATE Ref.No.	DESCRIPTION	PART NUMBER	QUANTITY		REMARKS
			'CARB'	H.C.I.	
18.05A					
001	Heater Matrix	A075P6055F	1	1	
002	Foam, Heater Matrix	A075P0194K	2	2	
003	Clip, Water Valve Sensor	A075W6118F	1	1	
004	Water Valve	A075P6060F	1	1	
005	Bracket, Water Valve Mounting	A079P4104E	1	1	
006	Tubing, 3mm, Capillary Line	A050M6165V	250mm	250mm	
007	Clip, Capillary Line to Case	A075W6051Z	2	2	
008	Screw, Clip Fixing	A075W5032Z	2	2	
009	Hose, Water Valve to Matrix	A079P4142F	1	1	
010	Hose Clip	A079K6018F	2	2	
011	Hose, Transfer Pipe to Chassis Pipe	A079P4057F	1		
	Hose, Cylinder Head to Chassis Pipe	B079P4057F		1	
	Tie Wrap, Heater Hose to Chassis	A075W6038Z		2	
012	Hose, Chassis Pipe to Water Pump	A079K4028F	1	1	
013	Pipe, Heater Feed/Return Thro' Chassis	A082P4200F	2	2	
014	Grommet, Pipe/Chassis	A079K6004F	4	4	
015	Elbow Hose, Chassis Pipe, Front	A075P0189F	2	2	
016	Connector Pipe, Heater Hoses	B075K0111Z	2	2	
017	Hose, Heater, to Valve/from Matrix	A079P4056F	2	2	
018	Hose Clip, 16-25mm	A079K6018F	12	12	
	Grommet, Hoses thro' Body	A075P6021Z	2	2	
019	Hose, Cylinder Head to Transfer Pipe	A910E1737F	1		
020	Transfer Pipe, Heater Water	A910E1897F	1		
021	Hose Clip, 16-25mm	A079K6018F	2		
022	'P' Clip, Transfer Pipe to Plenum	A910E6490F	2		




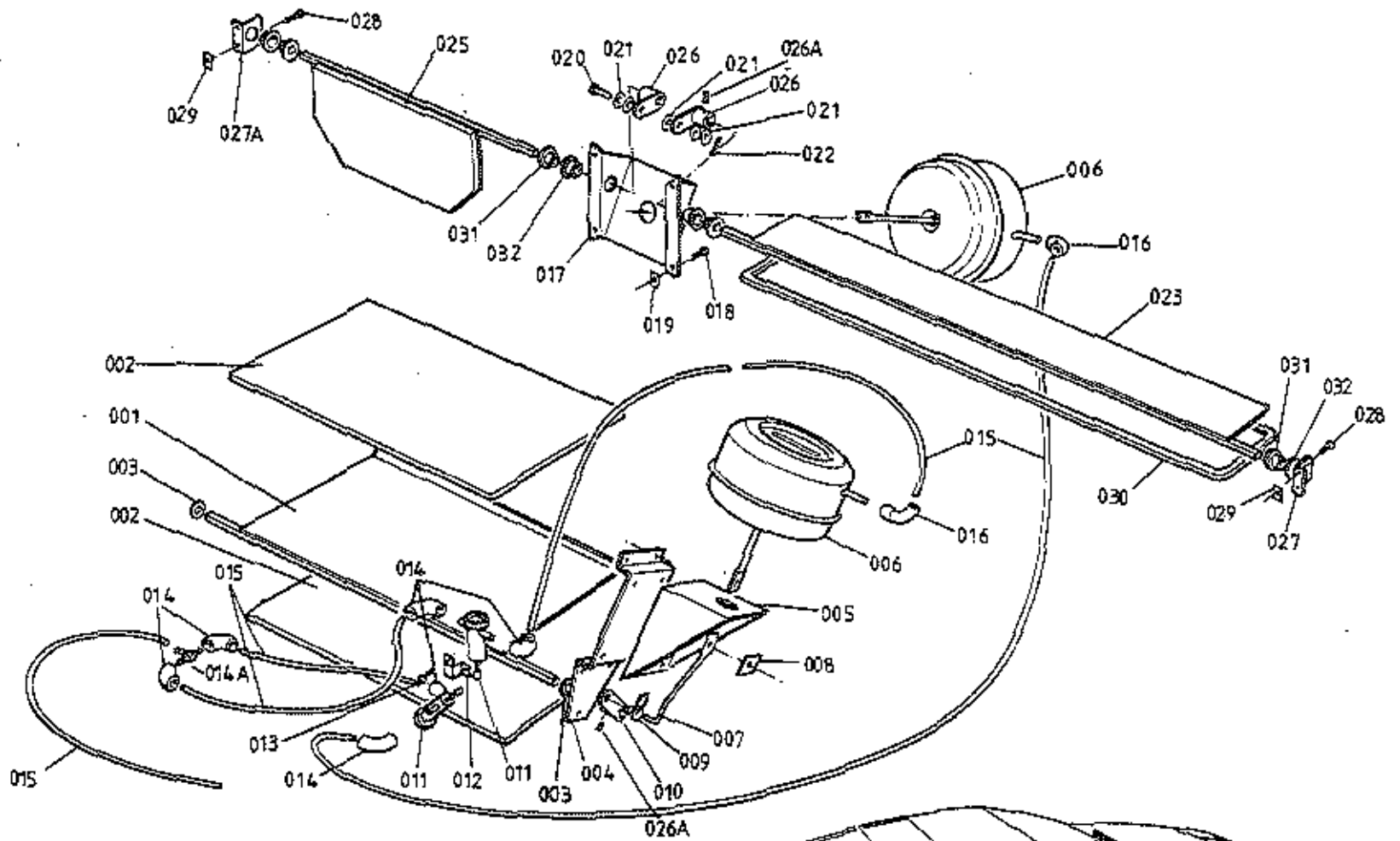
USA TURBO
18.07A

PLATE Ref.No.	DESCRIPTION	PART NUMBER	QUANTITY		REMARKS
			ALL		
18.07A					
005	Blower Motor & Fan, Top	A075P6056F	1		C.C.W. Rotation Viewed from Motor End
006	Blower Motor & Fan, Bottom	A075P6058F	1		C.W. Rotation Viewed from Motor End
007	Clamp, Motor to Housing	A079P4091K	6		
008	Setscrew, M5x20, Motor to Housing	A075W4011Z	6		
009	Washer, Flat, Motor Clamp	A075W4011Z	6		
010	Jacknut, M5, Motor to Housing	A076W3043Z	6		



USA
 TURBO
 1809A

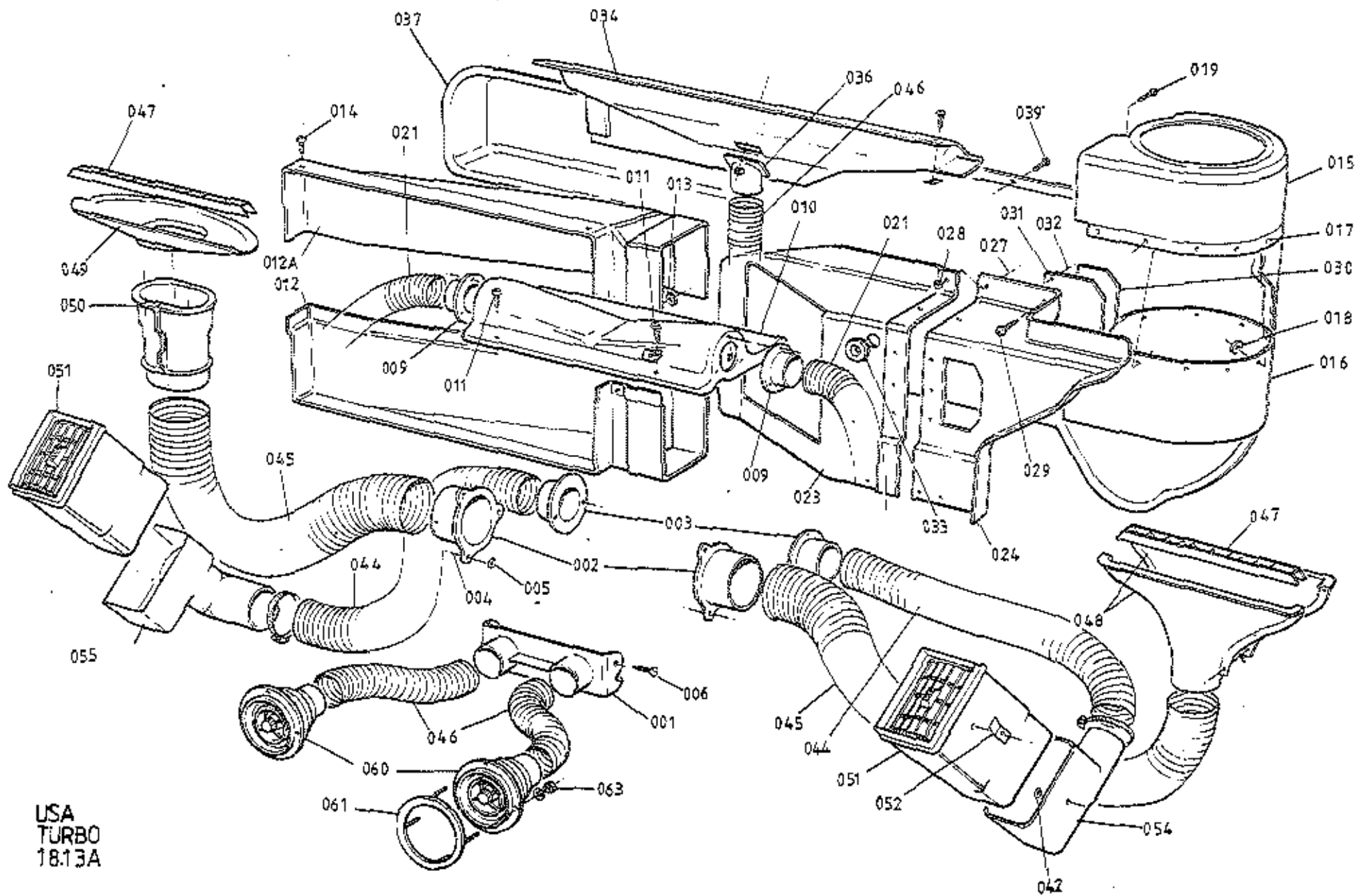
PLATE Ref.No.	DESCRIPTION	PART NUMBER	QUANTITY		REMARKS
			ALL		
18.09A					
1	Flap, Defrost/Footwell	B079P4017F	1		300x100mm
2	Poam, Defrost/Footwell Flap	B036B6197V	*		
3	Clip, Flap Shaft Ends	A075W6173F	2		
4	Lever, Defrost/ Footwell Flap Shaft	A079P4101F	1		
5	Grubscrew, Lever to Shaft	A075W7023Z	1		
6	Clip, Rod to Lever	A075U6033F	1		
7	Rod, Defrost/Footwell Flap Operating	C079P4143F	1		
8	Control Plate	C082P4188	1		
9	Stud, 10 UNF, Cam/Lever Pivot	A075P0225F	1		
10	Nut, Plain, 10 UNF, Pivot Stud	A075W3013Z	1		
11	Nut, Nyloc, ,10 UNF, Pivot Stud	A075W3000Z	1		
12	Cam, Vacuum Valve Operating	A075P0173F	1		
13	Trunnion, Cable to Cam	A075W6121F	1		
14	Spacer, Lever to Cam	A075P0229F	1		
15	Spring, Cam Return	B075P0176F	1		
16	Lever, Bell Crank, Defrost Flap	A082P4184K	1		
17	Bush, Lever Pivot	A075P0162F	1		
18	Clip, Lever Pivot	A075W6173F	1		
19	Clip, Lever to Flap Rod	A075U6033F	1		
20	Setscrew, 10 UNFx3/8", Cam Operating	A075W1000Z	1		
21	Washer, Cam Setscrew	A075W4011Z	3		
22	Nut, Nyloc, 10 UNF, Cam Setscrew	A075W3000Z	1		
23	Rotary Control, Temperature	B082P4195J	1		
24	Rotary Control, Air Distribution	B082P4196Z	1		
26	Nipple/Trunnion, Rotary Control	A074K6001	2		
27	Screw, Cable to Control	B074K6002F	2		
28	Control Cable, Water Valve	A082P4189F	1		
29	Control Cable, Air Distribution	A082P4190F	1		
30	Clamp, Cable to Control Plate	A082P4244F	1		
31	Graphic Control Panel,	A082P4238F	1		
32	Screw, No. 6x1/2" s/t Panel Fixing	A075W5020Z	2		
33	Spire Nut, Panel Fixing	A075W6014Z	2		
34	Knob, Rotary Controls	A082P6023F	2		



USA
TURBO
18.11A

PLATE Ref.No.	DESCRIPTION	PART NUMBER	QUANTITY		REMARKS
			ALL		
18.11A					
001	Flap, Mode	B079P4014F	1		
002	Foam, Mode Flap	A079P4161K	2		
003	Clip, Flap Shaft Ends	A075W6173F	2		
004	Mounting Plate, Actuator Brkt.	B079P4093F	1		
	Pop Rivet, Mounting Plate to Case	A075W6071Z	5		
005	Bracket, Vacuum Actuator Mtg.	A075P0170F	1		
	Pop Rivet, Brkt to Plate	A075W6071Z	4		
006	Vac. Actuator, Mode/Fresh Air Flap	A075P6059F	2		
007	Rod, Actuator to Mode Flap	A075P0234F	1		
008	Locking Tab, Actuator to Rod	A079P4149K	1		
009	Clip, Rod to Mode Flap Lever	A075U6033F	1		
010	Lever, Flap Operating	A079P4102F	1		
011	Vacuum Switch, Mode/Fresh Air Flaps	A075P6062F	2		
012	Bracket, Vac. Switch Securing	A075P0172F	2		
013	Screw, No. 6 x 1/4" Brkt. to Plate	A075W5010Z	4		
014	Elbow Connector	A075P6079F	7		
014A	'T' Piece, Vacuum Pipes	A075P6081F	1		
015	Vacuum Pipe	A075P6068V	6m		
016	Elbow Connector, Unequal Bore	A075P6069F	2		
017	Bracket, Vac. Actuator to Bulkhead	A079P4097K	1		
018	Screw, No. 6 x 3/4", Brkt. to Bulkhead	A075W5028Z	4		
019	Spire Nut, Brkt. to Bulkhead	A075W6013Z	4		
020	Clevis Pin, Actuator to Flaps	A075W6027Z	1		
021	Washer, Clevis	A075W4001Z	4		
022	Split Pin, Clevis Retention	A075W6005Z	1		
023	Flap, Fresh Air Intake	A079P4099F	1		
025	Flap, Air Recirculation	A079P4098F	1		
026	Lever, Fresh Air/Re-Circ. Flap	A079P4102F	2		
026A	Grub Screw, Lever to Flap Shaft	A075W7023	3		
027	Bracket, Fresh Air/Re-Circ. Flap Support, RH	A079P4141K	1		
027A	Bracket, Fresh Air/Re-Circ. Flap Support, LH	A079P4087K	1		
028	Screw, No. 6 x 3/4", Brkt. to Bulkhead	A075W5028Z	4		
029	Spire Nut, Brkt. to Bulkhead	A075W6013Z	4		
030	Foam Seal, Fresh Air Flap	A036B6213V	1m		
031	Pivot Bush, Inner	A089P0268F	4		
032	Pivot Bush, Outer	A075P6064F	4		

U.S.A. Turbo 18.11A



USA
TURBO
18.13A

PLATE Ref.No.	DESCRIPTION	PART NUMBER	QUANTITY		REMARKS
			ALL		
18.13A					
001	Outlet Adaptor, Centre F.L.V.	A085P4213K			
002	Outlet Adaptor, Demist	A079P4119K	2		
003	Outlet Adaptor, Outer F.L.V.	A079P4120K	2		
004	Pop Rivet, Demist & Outer F.L.V. Adaptors	A075W6071Z	12		
005	Washer, Pop Rivet	A075W4001Z	6		
006	Screw, Centre F.L.V. Adaptor	A075W5032Z	2		
009	Outlet Adaptor, Footwell	A075P0105F	2		
010	Cover, Footwell Dust Take Off	A079P4117K	1		
011	Screw, No. 8 x 3/8", Cover to Case	A075W5032Z	4		
012	Scroll Extension, Lower	A079P4114K	1		
012A	Scroll Extension, Upper	A079P4113K	1		
013	Washer, Scroll Extension	A075W4001Z	9		
014	Screw, Scroll Extension	A075W5032Z	7		
015	Scroll, Blower Fan, Upper	A079P4110K	1		
016	Scroll, Blower Fan, Lower	A079P4111K	1		
017	Pop Rivet, Fan Scroll	A075W6071Z	10		
018	Washer, Pop Rivet	A075W4001Z	10		
019	Screw, Scroll to Scroll Extension	A075W5034Z	2		
	Spire Nut	A075W6011Z	2		
021	Ducting, 1 1/2", Footwell	A075P6066V	1m		
023	Bulkhead Sealing Panel, Inboard	A082P4222K	1		
024	Bulkhead Sealing Panel, Outboard	B082P4223K	1		
027	Pop Rivet 1/8" Sealing Panel Joint	A075W6070F	3		
028	Washer, Sealing Panel Joint	A075W4001Z	3		
029	Screw, Sealing Panel Fix.	A075W5014Z	6		
030	Flap, Cabin Pressure Relief	A079P4131K	1		
031	Hinge, Pressure Relief Flap	A085P4231K	1		
032	Pop Rivet, Flap Fix.	A075W6071Z	3		
033	Grommet, Bulkhead Sealing Panel	X036B6150Z	1		
034	Plenum Chamber	A079P4116K	1		
036	Adaptor, Plenum to Drain Tube	A079P4173K	1		
037	Cover, Bulkhead	B082P4172K	1		
039	Screw, No. 6 x 1/2", Bulkhead Cover	A075W5015Z	16		
044	Ducting, 1 7/8", Outer F.L.V.	A079P6007V	A/R		
045	Ducting, 2 1/4", Demist	A079P4027V	A/R		

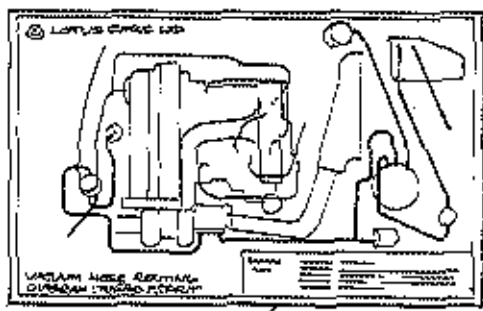
PLATE Ref.No.	DESCRIPTION	PART NUMBER	QUANTITY		REMARKS
			ALL		
18.13A					
046	Ducting, 1½", Centre F.L.V.	A075P6066V	A/R		
047	Outlet Vanes, Demist Vent	A079P4039F	2		
048	Demist Vent, Passenger Side	A079P4026K	1		
049	Demist Vent, Binnacle	A079P4064K	1		
050	Adaptor, Demist Vent to Hose	A079P4065K	1		
051	Face Level Vent, Outer	A075P6018Z	2		
052	Clip, Outer F.L.V. Retaining	C075P0112Z	4		
	Pop Rivet, Clip to F.L.V.	A075W6086F	4		
	Washer, Pop Rivet	A075W4001F	4		
054	Adaptor, 90°, F.L.V. Ducting	B076P0132F	1		Passenger Side Vent
055	Adaptor, 90°, F.L.V. Ducting	A075P0114Z	1		Drivers Side Vent
060	Face Level Vent, Centre, Round	A085P6037F	2		
061	Retaining Ring, Round Vent	A085P4212K	2		
063	Nut, Nyloc, M3, Vent Fixing	A079W3060F	8		Inc. In Trimmed Facia

The spare wheel supplied with this vehicle is for emergency use only, and should be replaced with the normal wheel and tyre equipment as soon as possible. When the spare wheel is in use, differential tyre wear will be exacerbated, and the handling characteristics of the car will be modified. It is therefore advisable to observe the following recommendations:

1. Less than moderate speeds and cornering loads should be employed, i.e. no more than half the car's potential relative to the prevailing road conditions, subject to a recommended maximum speed of 80 mph (100 kph) under the most favourable circumstances.
2. When following other vehicles, Lotus recommends that you observe the U.K. Highway Code or the American Safety Council guidelines for vehicle spacing; this advice applies equally to spare wheel use, as to all other motoring situations.
3. Spare wheel tyre pressure:
3.0 p.s.i. (2.1 kg/cm²)

REPLACE BY
NORMAL WHEEL AS
SOON AS POSSIBLE
DO NOT COVER
THESE LABELS
IN USE!

WARNING
DO NOT REMOVE ROOF
CURBS UNLESS VEHICLE
IS IN MOTION.



CAUTION!
TEMPORARY USE
ONLY!
MAX. MAX. 80km/h
(50 Mph).

VEHICLE SAFETY PREVENTION

POISON / DANGER
CAUSES SEVERE BURNS

IMPORTANT
USE ONLY APPROVED ENGINE OIL
We recommend Castrol, Shell or BP
See motorist handbook for further instructions.
For advice on a lubricant issue and an recommended oil
visit us on the
Vehicle Repair Call 0800 330000
or contact us on 01753 500000

CAUTION
DISCONNECT HEADLAMP
MOTORS UNDER LIFTING
LAMP UNITS MANUALLY

WARNING CLEAN FILLER CAP BEFORE REMOVING
USE ONLY DOT 3 FLUID FROM A SEALED CONTAINER

IMPORTANT



DISCONNECT OIL LEVEL
PROBE BEFORE REMOVING
FROM TUBE

FUEL PUMP CUT-OFF SWITCHES
PRESS TO RESET

EXHAUST SYSTEM CAUTIONS

WARNING
CLOSE ROOF PANEL
BEFORE OPENING T/GATE

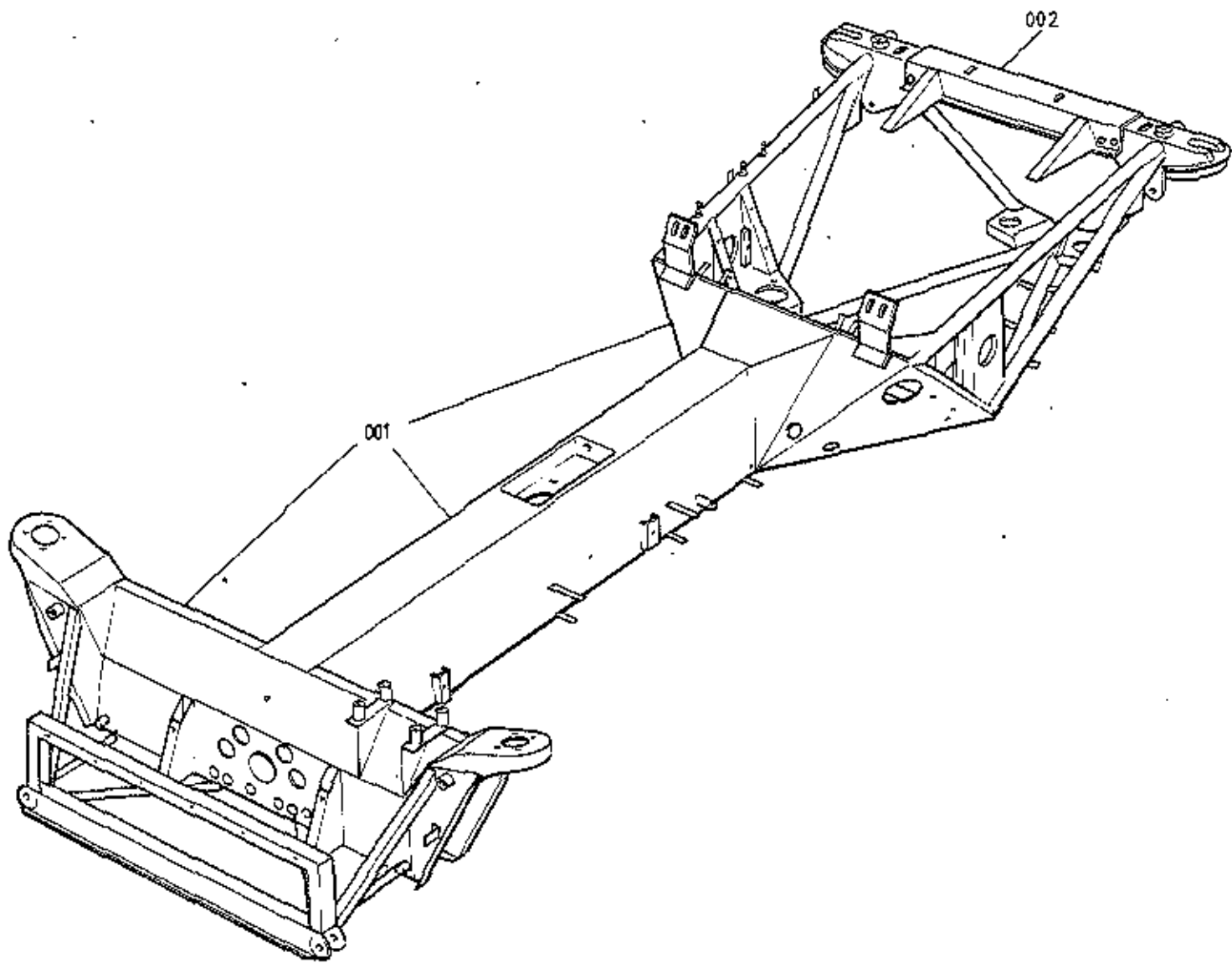
UNLEADED
GASOLINE ONLY

WARNING

USA TURBO
19.01A

ILLUS. NO.	DESCRIPTION	PART NUMBER	QUANTITY		REMARKS
			'CARB'	H.C.I.	
19.01A					
1	Label, Brake Servo, Brake Fluid	A075U1081F	1	1	
2	Label, Battery	A075M6143Z	1	1	
4	Label, Warning, Carb. Connection	B079U4802F	1		
5	Placard, Tyre Loading	A082U4885F	1	1	
6	Label, Engine Bay Fan, (LITERAL)	A082U4964F	1		
7	Label, Engine Bay Fan, (PICTORIAL)	A082U4965F	1		
8	Label, Tailgate Release Handle	A082U4976F	1)
9	Label, Bulkhead Glass	A082U4977F	1)Glass or Removeable Roof Only
10	Label, 'Unleaded Gasoline'	A075U1008F	2	2	
11	Label, Exhaust System Caution	C075U1139F	1	1	
12	Label, Headlamp Warning	A082U4698F	2	2	
14	Label, Vacuum Hose Routing	A082U4928F	1		
	Label, Vacuum Hose Routing	A082U5036F		1	
15	Label, Coilbox Cover	A082U5075F		1	
16	Label, "Use Warning", Spare Wheel	B079G4013F	1	1	
17	Label, Engine Oil	A910E2260F	1	1	
18	Label, Spare Wheel Warning	A085U5083F		1	
19	Label, Spare Wheel Warning	A085U5084F		1	

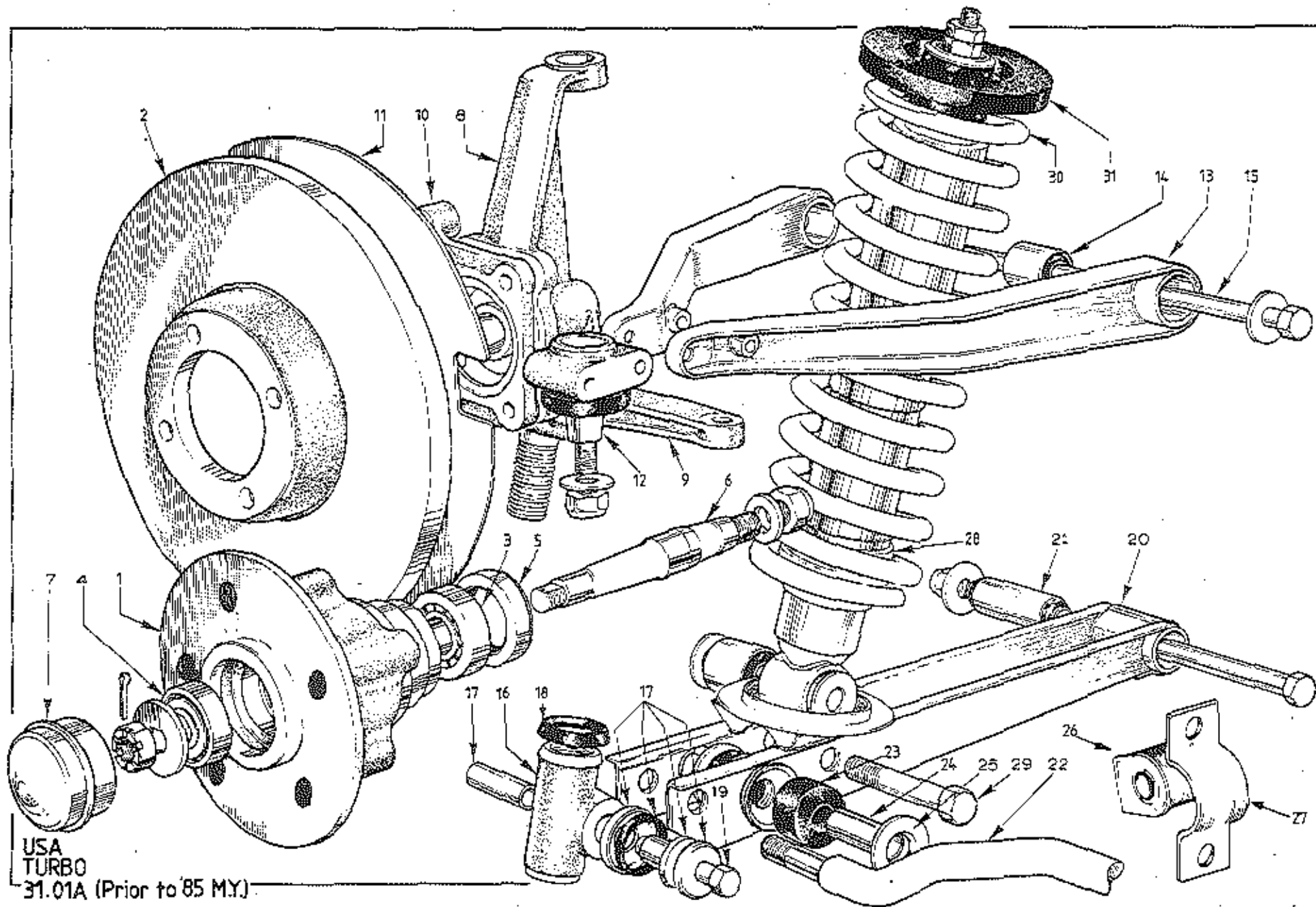
U.S.A. Turbo
19.01A



USA
TURBO
3001 A

PLATE Ref.No.	DESCRIPTION	PART NUMBER	QUANTITY		REMARKS
			ALL		
30.01A					
001	Chassis	G082A4125J	1		Prior to '85 Model Year
	Chassis	A082A4217F	1		1985 Model Year
	Chassis	B082A4214F	1		1986 Model Year (H.C.I.)
002	Rear Crossmember	A082A4152J	1		

U.S.A. Turbo
30.01A



USA
TURBO
31.01A (Prior to 85 MY.)

PLATE Ref.No.	DESCRIPTION	PART NUMBER	QUANTITY		REMARKS
			ALL		
31.01A					
					<u>This Page Prior to '85 M.Y.</u> <u>For '85 M.Y. Cars See 31.01B</u>
1	Front Hub	A082C4043F	2		
2	Brake Disc	A075J0297F	2		Ground Finish. R/B C075J0297F in Pairs
	Brake Disc	C075J0297F	2		Non Directional Machined
	Bolt, 3/8" x 7/8" UNF	A075W1024F	8		>
	Washer, Spring 3/8"	A075W4067F	8		>Brake Disc to Hub
3	Wheel Bearing, Inner	A036C6042F	2		
4	Wheel Bearing, Outer	A036C6041F	2		
5	Oil Seal, Front Hub	A050C6002F	2		
6	Stub Axle	A036C6040F	2		
	Nut, Nyloc, 9/16"	A075W3054F	2)
	Washer, Plain	A036C6034F	2)Stub Axle to Vertical Link
	Nut, Castellated	A036C6010F	2		>
	Washer, 'D'	A050C6000F	2		>Hub to Stub Axle
	Split Pin	A075W6176F	2		
7	Hub Cap	A075C6004F	2		
8	Vertical Link, LH	A036C6043F	1		
	Vertical Link, RH	A036C6044F	1		
	Plug, Lubrication, Vertical Link	A036C6035F	2		
9	Steering Arm, RH	C075C0122F	1		
	Steering Arm, LH	C075C0123F	1		
10	Caliper Mounting Plate, RH	A082C4022F	1		
	Caliper Mounting Plate, LH	A082C4023F	1		
	Sealing Ring	X050C6019F	2		Caliper Mounting Plate to Vertical Link
11	Dust Shield, LH	B075C0139F	1		
	Dust Shield, RH	B075C0140F	1		
	Bolt 5/16" x 3/4" UNF	A075W1022F	4)
	Washer, Spring, 8 mm	A075W4036F	4)Caliper Plate to Vertical Link

PLATE Ref.No.	DESCRIPTION	PART NUMBER	QUANTITY		REMARKS
			ALL		
31.01A					
12	Bolt 3/8" x 1.1/4" UNF Washer, Spring, 10 mm Bolt, 3/8" x 2.1/4" UNF Nut, Torqloc, 3/8" UNF Upper Ball Joint Nut, Torqloc, 7/16" UNF Washer, Plain	A075W1023F A075W4037F B075W2096F A075W3003F A036C6007F A075W3004F A075W4005F	2 2 2 2 2 2 2		This Page Prior to '85 M.Y. For '85 M.Y. Cars See 31.01B > >Caliper Plate/Vertical Link/Steering Arm > >))Upper Ball Joint to Vertical Link
13	Bolt, 8 x 100 mm	A075W2049F	2		>
14	Bolt, 8 x 60 mm	A075W2043F	2		>Upper Ball Joint to Wishbone
15	Nut, Nyloc, M8 Washer, Plain Wishbone Arm	A075W3010F A075W4020F E075C0130F	4 4 4		> >
	Pivot Bush, Wishbone	X036C6004F	4		
	Stud, Wishbone Pivot	A075C0145F	2		
	Nut, Nyloc 1/2" UNF	A075W3005F	4)
	Locknut 1/2" UNF	A075W3017F	2)Wishbone Pivot Stud
	Washer, Wishbone Pivot	A075C0149F	8		Each Side of Pivot Bush
	Cover, Wishbone Stud Access	A082B6057F	2		
	Screw, Cover Fixing	A075W5011Z	4		
16	Lower Trunnion, RH	A036C6025F	1		
	Lower Trunnion, LH	A036C6026F	1		
17	Bush Kit, Lower Trunnion	A083C6012F	2		One Kit per Trunnion
18	Seal, Trunnion Top	A036C6047F	2)
19	Bolt 7/16" UNF	A075W2010F	2)Trunnion to Lower Link
	Nut, 7/16" UNF	A075W3004F	2)
	Washer	A075W4005F	2)
20	Lower Link, LH	B082C4019F	1		
	Lower Link, RH	B082C4020F	1		

PLATE Ref. No.	DESCRIPTION	PART NUMBER	QUANTITY		REMARKS
			ALL		
31.01A					
					<u>This Page Prior to '85 M.Y.</u> <u>For '85 M.Y. Cars See 31.01B</u>
21	Bush, Lower Link Pivot	A075C6000F	2)Lower Link to Chassis))
	Bolt 1/2" x 6" UNF	A075W2015F	2		
	Nut, Nyloc, 1/2" UNF	A075W3005F	2		
	Washer	A075W4007F	2		
22	Anti-Roll Bar	E082C4025F	1		
23	Bush, Anti-Roll Bar to Lower Link	A075C0144F	4		
24	Distance Tube	A075C0126F	2		>
	Washer, Special	A075C0132F	2		>
25	Washer, Chaffer towards Front	A075C0133F	2		>Anti-Roll Bar to Lower Link
	Nut, Nyloc, M12	A075W3012F	2		>
26	Mounting Rubber, A.R.B. to Chassis	A075C6005F	2		
27	Clamp Plate	A082C4047F	2		
	Shim Plate, Castor Adjust	A082C4052	A/R		
	Setscrew, M12 x 35, A.R.B. to Chassis	A079W1059F	4		
	Washer, Spring, A.R.B. to Chassis	A075W4069F	4		
28	Damper Assy. (inc. Top Stem Bush Kit)	C082C4014F	2		Green Spot on Lower Body
	Bush Kit, Damper Top Stem	A082C6033F	2		
	Bush, Damper Lower Eye	A075C6011F	2		Included in damper assembly
	Washer, Damper/Lower Link/Nut	A075W4008F	6		
29	Bolt, 1/2" UNF x 2 1/2"	C075W2013F	2)
	Nut, Nyloc, 1/2" UNF	A075W3005F	2)Damper to Lower Link
30	Road Spring, Blue/White	A082C4057F	2		R/B E082C4057F
	Road Spring, Red/Red	E082C4057F	2		Shorter than 'A'
31	Spring Seat, Rubber	E075C0129Z	2		Spring to Chassis

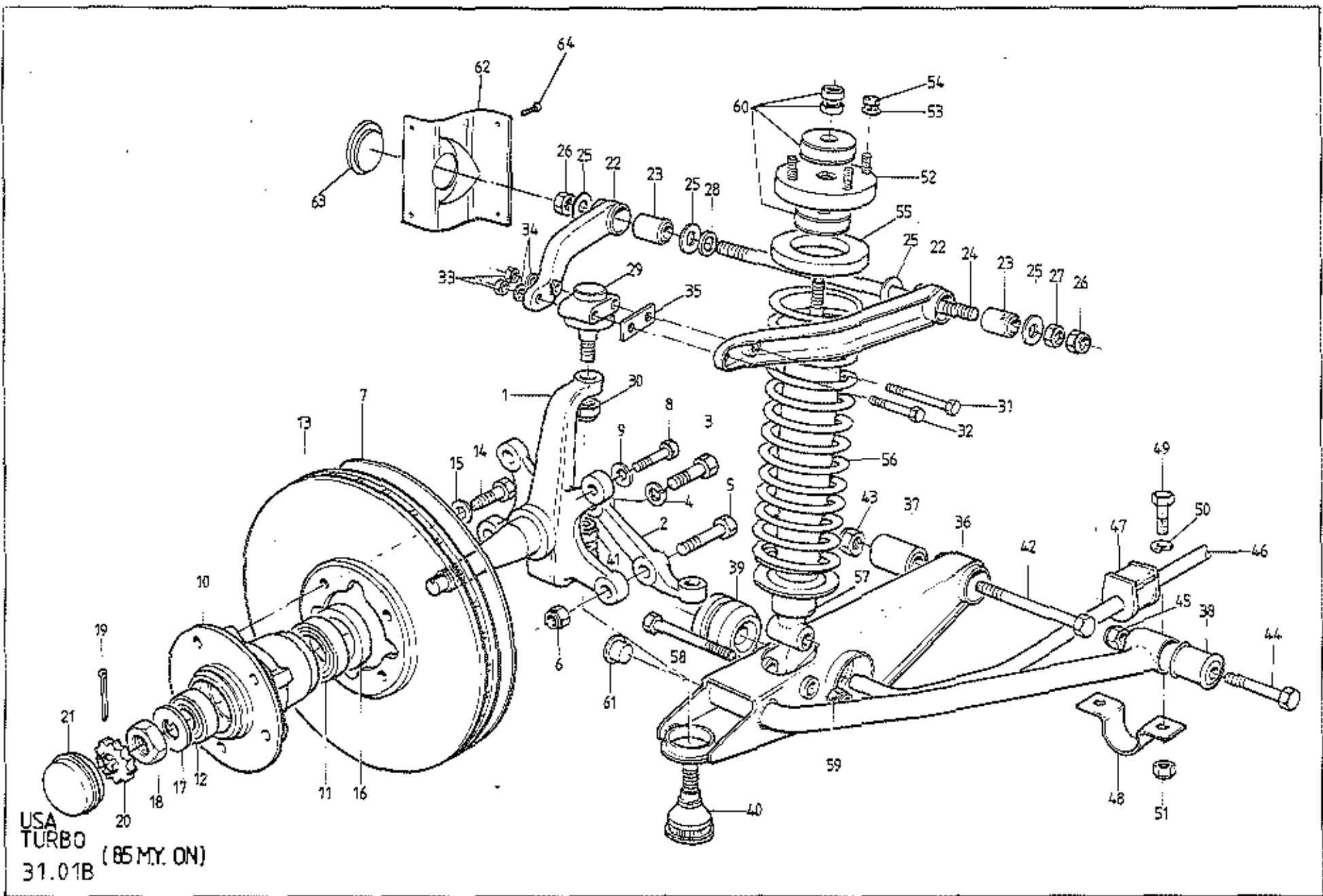
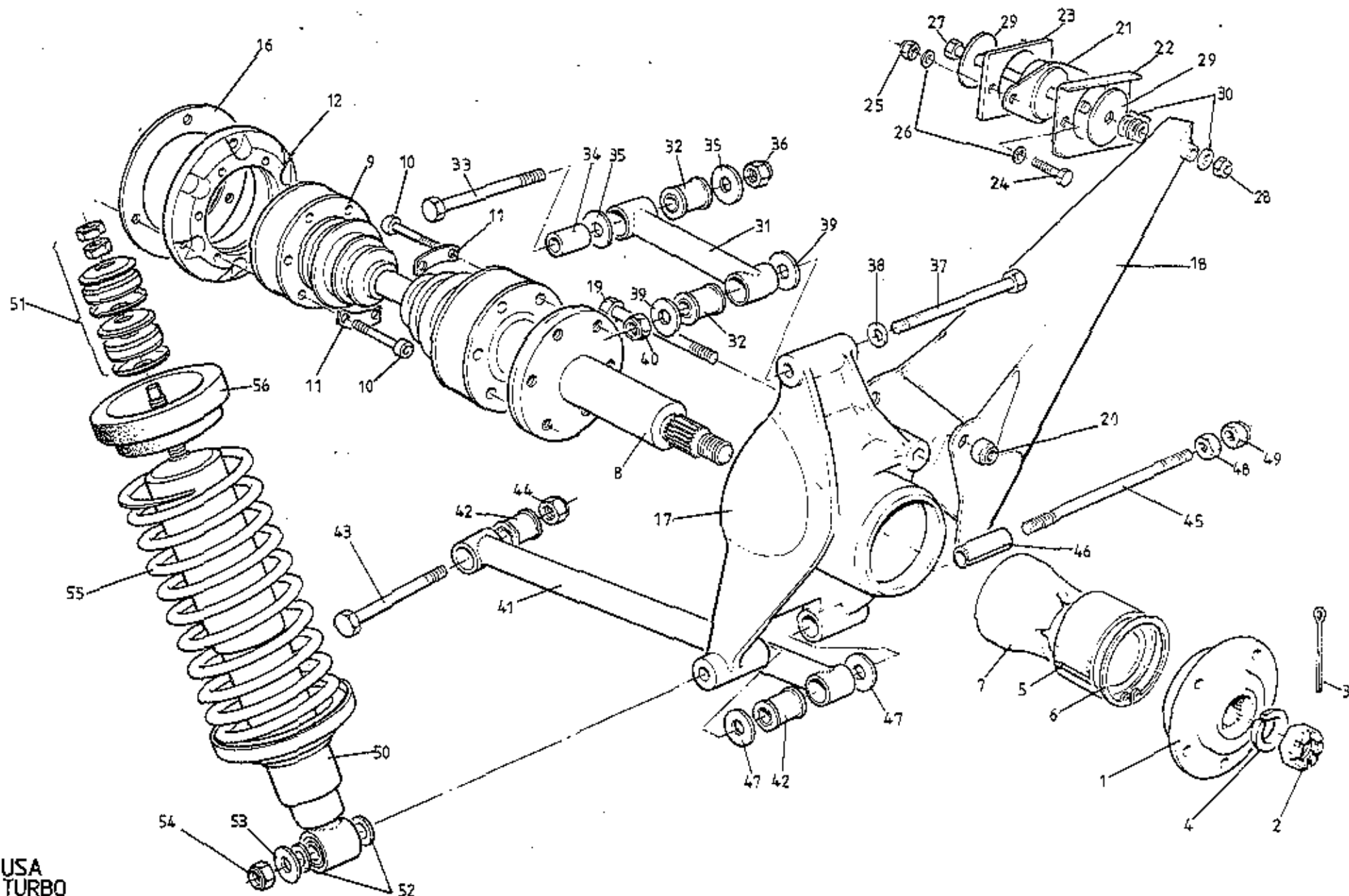


PLATE Ref.No.	DESCRIPTION	PART NUMBER	QUANTITY		REMARKS
			ALL		
31.01B					
					<u>This Page '85 M.Y. On</u> <u>For Cars Prior to '85 M.Y. See 31.01A</u>
1	Vertical Link	C089C0163F	2		
2	Steering Arm, LH	B082C4074F	1		
	Steering Arm, RH	B082C4073F	1		
3	Setscrew, M12 x 35, Arm/Link	A075W1059Z	2		
4	Washer, Spring, Arm/Link		2		
5	Bolt, M12 x 45, Arm/Link	A075W1061Z	2		
6	Nut, Nyloc, M12, Arm/Link	A075W3078F	2		
7	Shield, Brake Disc, RH	C089C0750J	1		
	Shield, Brake Disc, LH	C089C0751J	1		
8	Setscrew, Disc Shield/Vert. Link	A075W1039F	2		
9	Washer, Flat, Shield/Vert. Link	A075W4021F	2		
10	Hub, Front	B082C4078F	2		
11	Bearing, Inboard, Front Hub	A089C8004F	2		
12	Bearing, Outboard, Front Hub	A089C8005F	2		
13	Brake Disc, Front, Ventilated	A089J8014F	2		
14	Bolt, Brake Disc to Hub	A089C8013F	8		
15	Washer, Brake Disc to Hub	A089C8014F	8		
16	Grease Seal, Front Hub	A089C8003F	2		
17	Washer, Claw, Bearing Retaining	A089C8006F	2		
18	Nut, Bearing Retaining	A089C8007F	2		
19	Split Pin, Locking Cap	A075W6222F	2		
20	Locking Cap, Bearing Nut	A089C8009F	2		
21	Grease Cap, Hub Bearing	A089C8008F	2		
22	Arm, Upper Wishbone	E075C0130F	4		
23	Pivot Bush, Upper Wishbone	X036C6004F	4		
24	Stud, Upper Wishbone Pivot	A075C0145F	2		
25	Buffer Washer, Pivot Bush	A075W0149F	8		
26	Nut, Nyloc, 1/2" UNF	A075W3005F	4		
27	Locknut, 1/2" UNF	A075W3017F	2		
					May be used in place of front Nyloc if castor shims are fitted.

PLATE Ref.No.	DESCRIPTION	PART NUMBER	QUANTITY		REMARKS
			ALL		
31.01B					
					<u>This Page '85 M.Y. On</u> <u>For Cars Prior to '85 M.Y. See 31.01A</u>
28	Shim Washer, Castor Adjust, 1.5mm	A082C4091	A/R)
	Shim Washer, Castor Adjust, 3.0mm	A082C4092	A/R)If Fitted
	Shim Washer, Castor Adjust, 6.0mm	A082C4093	A/R)
29	Ball Joint, Upper	A036C6007F	2		
30	Nut, Torgloc, 7/16" UNF	A075W3004F	2		Upper Ball Joint to Vertical Link
31	Bolt, M8 x 100, Ball Joint/Wishbone	A075W2049Z	2		
	Bolt, M8 x 60, Ball Joint/Wishbone	A075W2043F	2		
32	Bolt, M8 x 65, Ball Joint/Wishbone	A075W2044F	2		May be used if Castor Shims are fitted
33	Nut, Nyloc, M8, Ball Joint/Wishbone	A075W3010F	4		
34	Washer, Plain, Ball Joint/Wishbone	A075W4020F	4		
35	Shimplate, Castor Adjust, 1.5mm	A082C4090	A/R		If Fitted
	Shimplate, Castor Adjust, 3.0mm	A082C4089	A/R		If Fitted
36	Lower Wishbone, RH	B082C4076J	1		
	Lower Wishbone, LH	B082C4077J	1		
37	Pivot Bush, Lower Wishbone, Rear	A075CS000F	2		
38	Pivot Bush, Lower Wishbone, Front	A082D4084F	2		
39	Bush, Anti-Roll Bar/Lower Wishbone	A089C6088F	2		
40	Ball Joint, Lower	A089C6089F	1		
41	Nut, Nyloc, M14	A075W3069Z	2		Lower Ball Joint to Vertical Link
42	Pivot Bolt, 1/2" UNF x 6"	A075W2015F	2		Lower Link Rear to Chassis
43	Nut, Nyloc, 1/2" UNF	A075W3005F	2		
44	Pivot Bolt, 1/2" UNF x 2 3/4"	A075W2097F	2		>Lower Link Front to Chassis
45	Nut, Nyloc, 1/2" UNF	A075W3005F	2		>
46	Anti-Roll Bar	B082C4070F	1		
47	Bush, Anti-Roll Bar to Chassis	A082C4084F	2		
48	Clamp, Anti-Roll Bar to Chassis	A082C4047F	2		
49	Setscrew, M12 x 35, ARB to Chassis	A079W1059F	4		
50	Washer " " "	A075W4069F	4		
51	Nut, Nyloc, M12, ARB to Chassis	A075W3012Z	4		

ILLUS. NO.	DESCRIPTION	PART NUMBER	QUANTITY		REMARKS	
			ALL			
31.01B						
52	Abutment Plate, Spring/Damper Top	A082C4075F	2		<u>This Page '85 M.Y. On</u> <u>For Cars Prior to '85 M.Y. See 31.01A</u>	
53	Washer, Abutment Plate/Chassis	A075W4020F	8			
54	Nut, M8 " " "	A075W3010F	8			
55	Insulator, Front Spring Top	A082C4069F	2			
56	Spring/Damper Assy. (Parallel Spring)	A082C4094	2)R/B Conical Spring/Damper Assy.)
	Road Spring, Parallel, (Yellow/Yellow)	A082C4088F	2			
	Spring/Damper Assy. (Conical Spring)	A082C4099J	2			Includes Top Abutment Plate R/B B082C4097F (Longer than 'A')
	Road Spring, Conical, (Yellow/White)	A082C4097F	2			
	Road Spring, Conical, (Yellow/Purple)	B082C4097F	2			
57	Damper, Front, Black with White Spot	A082C4086F	2			For Parallel Spring)Inc. Top Stem For Conical Spring)Bush Kit >Damper to Lower Wishbone >
	Damper, Front, Black with Red Spot	A082C4095F	2			
58	Bolt, 1/2" UNF x 3 1/2"	A079W2088F	2			
59	Nut, Nyloc, 1/2" UNF	A075W3005F	2			
60	Bush Kit, Damper Top Stem	A082C6036F	2			
61	Blanking Plug, Plastic	A089U6089F	2			
62	Cover, Wishbone Stud Access	A082B4337K	2			
63	Grommet, Wishbone Stud Access	A082B6057F	2			
64	Screw, Cover Fixing	A075W5022Z	8			

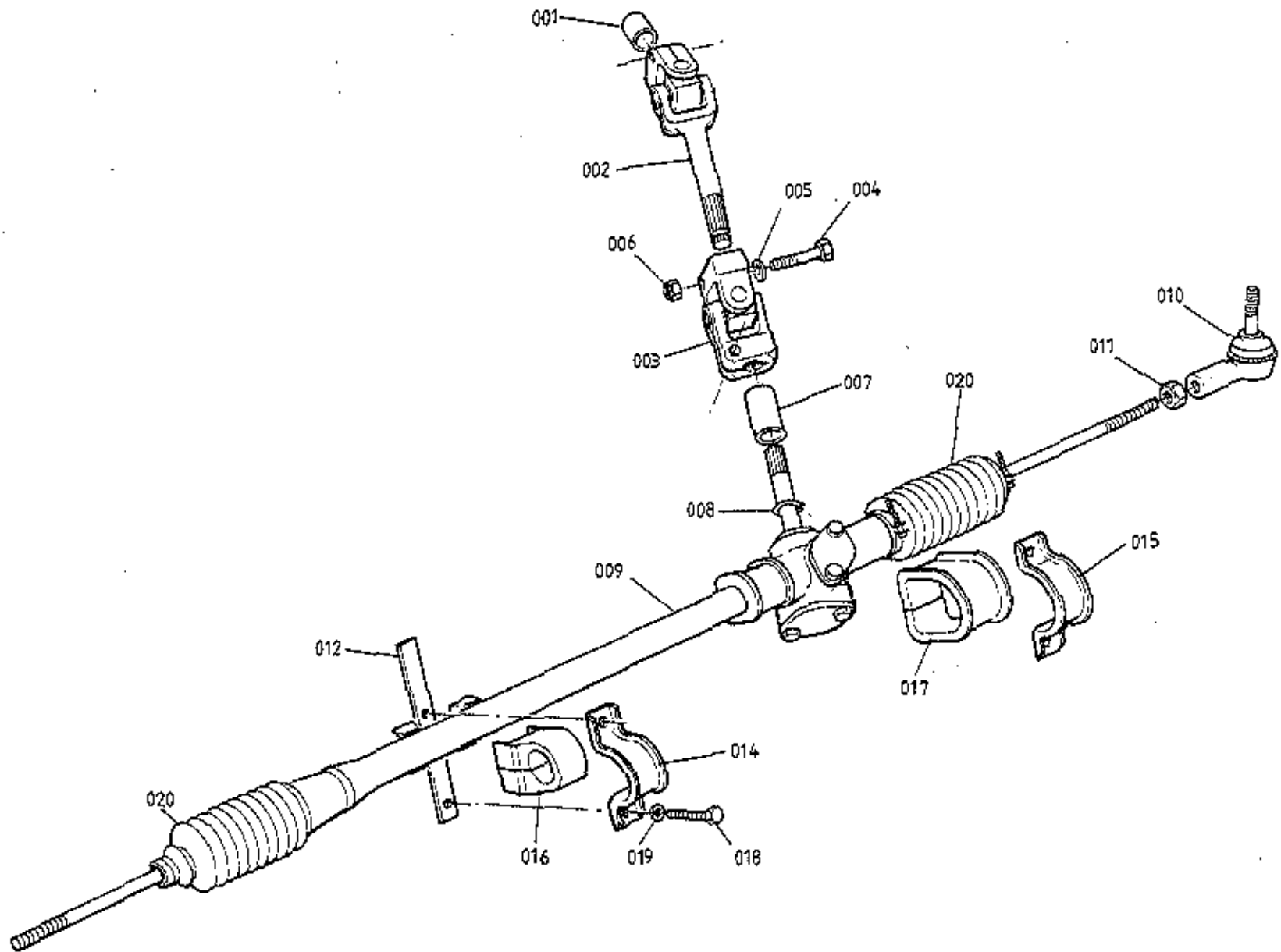


USA
TURBO
31.03A

PLATE Ref.No.	DESCRIPTION	PART NUMBER	QUANTITY		REMARKS
			ALL		
31.03A					
1	Rear Hub	A082D4094F	2		
2	Nut, Hub Retaining	A082D4062F	2		
3	Split Pin, Hub Nut	A075W6010Z	2		
4	Cone, Hub Retention	A075D0256F	2		
5	Bearing, Rear Wheel	A082D6012F	2		
6	Circlip, Bearing Retaining	A082D6013F	2		
7	Spacer, Driveshaft/Bearing	A082D4064F	2		
8	Drive Shaft, Outboard	A082D4067F	2		
9	Drive Shaft Assy. Intermediate	B082D4057F	2		
10	Bolt, Allen, M10 x 65 x 1.5mm	A079W7020F	24		D.Shaft to Adaptor & Outboard D.Shaft
11	Segment Washer	A082D6017F	12		
12	Adaptor, Drive Shaft	A082D4053F	2		
	Nut, Special	B079D6011F	6		
	Washer, Spring, 12mm	A075W4069F	6		
	Stud, Output Shaft/Adaptor	A079D6003F	6		
16	Shim, Output Shaft to Disc	A079D4022K	4		
17	Hub Carrier, RH	A082D4072K	1		
	Hub Carrier, LH	A082D4073K	1		
18	Radius, Arm, RH	B082D4078K	1		R/B C082D4078K With 130mm Bolts
	Radius, Arm, RH	C082D4078K	1		
	Radius, Arm, LH	B082D4077K	1		R/B C082D4077K With 130mm Bolts
	Radius, Arm, LH	C082D4077K	1		
19	Bolt, M10 x 120, Rad. Arm/Hub Carrier	A075W2064F	4		Except Rad. Arm C082D4077/8
	Bolt, M10 x 130, Rad. Arm/Hub Carrier	A075W2065F	4		For Rad. Arm C082D4077/8
20	Nut, Nyloc, M10	A075W3011F	4)
	Washer, Plain	A075W4024Z	4)Radius Arm to Hub Carrier
21	Mounting Rubber, Radius Arm to Chassis	X046D6000F	2		'Carb' Models. R/B A046D6000F
	Mounting Rubber, Radius Arm to Chassis	A046D6000F	2		H.C.I.
22	Plate, Reinforcing	C079D4013K	2		>
23	Spacer, 0.9mm, Toe-in Adjust	C079D4051F	A/R		>
	Spacer, 2.0mm, Toe-in Adjust	A079D4051F	A/R		>
	Spacer, 6.0mm, Toe-in Adjust	B079D4051F	A/R		>
24	Setscrew, M8 x 35	A075W1041F	4		> Radius Arm Mounting to Chassis
25	Nut, Nyloc, M8		4		>
26	Washer, Plain	A075W4020Z	8		>

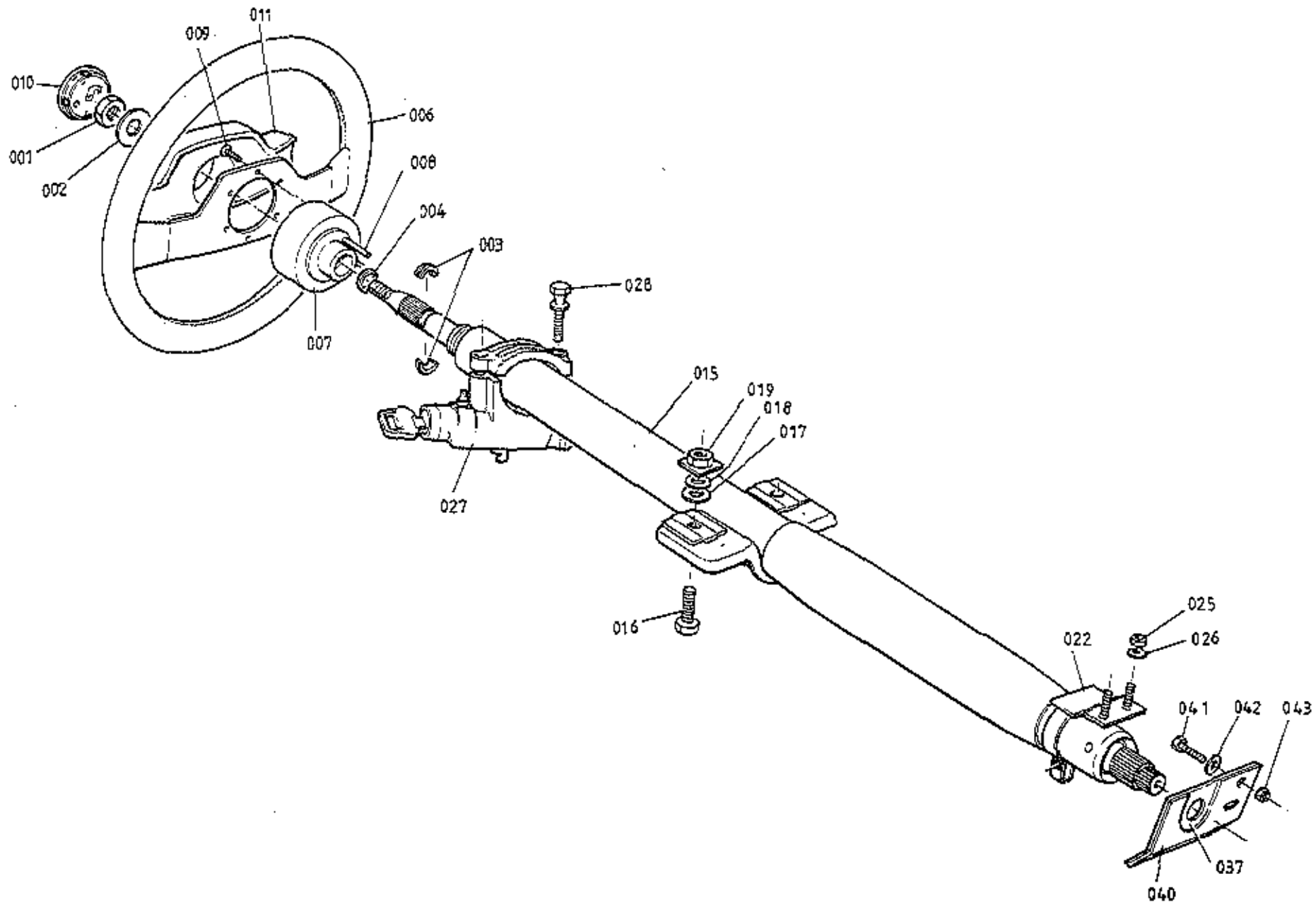
PLATE Ref. No.	DESCRIPTION	PART NUMBER	QUANTITY		REMARKS
			ALL		
31.03A					
27	Bolt, 7/16" x 4 1/2", UNF	A075W2087F	2)
28	Nut, Torqloc, 7/16" UNF	A075W3004F	2)
29	Washer, Large, 7/16" x 1 1/2", UNF	A075W4006F	4) Radius Arm to Mounting
30	Washer, Toe-In Adjust	A075W4005F	10)
31	Upper Link (Less Bushes)	E082D4081F	2		
32	Bush, Upper Link (Silenthloc)	A082D4084F	4		
33	Bolt, 1/2" UNF x 4 1/2", Link/Chassis	A079W2023F	2		
34	Spacer	A082D4099K	2		
35	Washer, 1/2" x 1 3/4"	A079W4083F	4		
36	Nut, Nyloc, 1/2" UNF	A075W3005F	2		
37	Bolt, 1/2" UNF x 5 1/2" Top Link/Carrier	A079W2091F	2		
38	Washer, Bolt Head	A075W40082	2		
39	Washer, 1/2" x 1.3/4"	A079W4083F	4		
40	Nut, Nyloc 1/2" UNF	A075W3005F	2		
41	Lower Link (Less Bush)	E082D4083F	2		
42	Bush, Lower Link (Silenthloc)	A082D4084F	4		
43	Bolt, 1/2" UNF x 2 1/2", Link/Chassis	A075W2097F	2		
44	Nut, Nyloc, 1/2" UNF, Link/Chassis	A075W3005F	2		
45	Stud, Lower Link/Hub Carrier	E079D4024F	2		
46	Split Spacer	E082D4079F	2		
47	Washer, 1/2" x 1.3/4"	A079W4083F	4		
48	Locknut, 1/2" UNF	A075W3017F	2		
49	Nut, Nyloc, 1/2" UNF	A075W3005F	2		
50	Damper Assy. (Inc. Top Stem Bush Kit)	C082D4058F	2		Prior to '85 M.Y. Blue with Green Spot on Lower Body 1985 M.Y. Onward Black with White Spot on Lower Body
	Damper Assy. (Inc. Top Stem Bush Kit)	A082D4102F	2		

PLATE Ref.No.	DESCRIPTION	PART NUMBER	QUANTITY		REMARKS
			ALL		
31.03A					
51	Bush Kit, Damper Top Stem (3/8" UNF)	A082C6033F	2		Prior to '85 M.Y. 1985 M.Y. On
	Bush Kit, Damper Top Stem (M10)	A082C6036F	2		
52	Spacer Washer, Damper Lower Fix	A075W4028F	4		
53	Washer, Flat	A075W4008F	2		
54	Nut, Nyloc, 1/2" UNF, Damper/Carrier	A075W3005F	2		
55	Road Spring, Green/Green	E079D4003F	2		R/B D079D4003F in pairs 1/2" longer than E079D4003F
	Road Spring, Green	D079D4003F	2		
56	Insulator, Rear Spring	A079D4028F	1		
	Grommet, RH Wheelarch	A082U6073F	1		
	Heatshield, LH Rear Damper	A082U4764F	1		
	Clip, Shield Fixing	A075W6050F	1		
	Screw, Shield Fixing	A075W5038F	2		
	Washer, Flat, 5mm	A075W4011F	2		



USA
TURBO
3201A

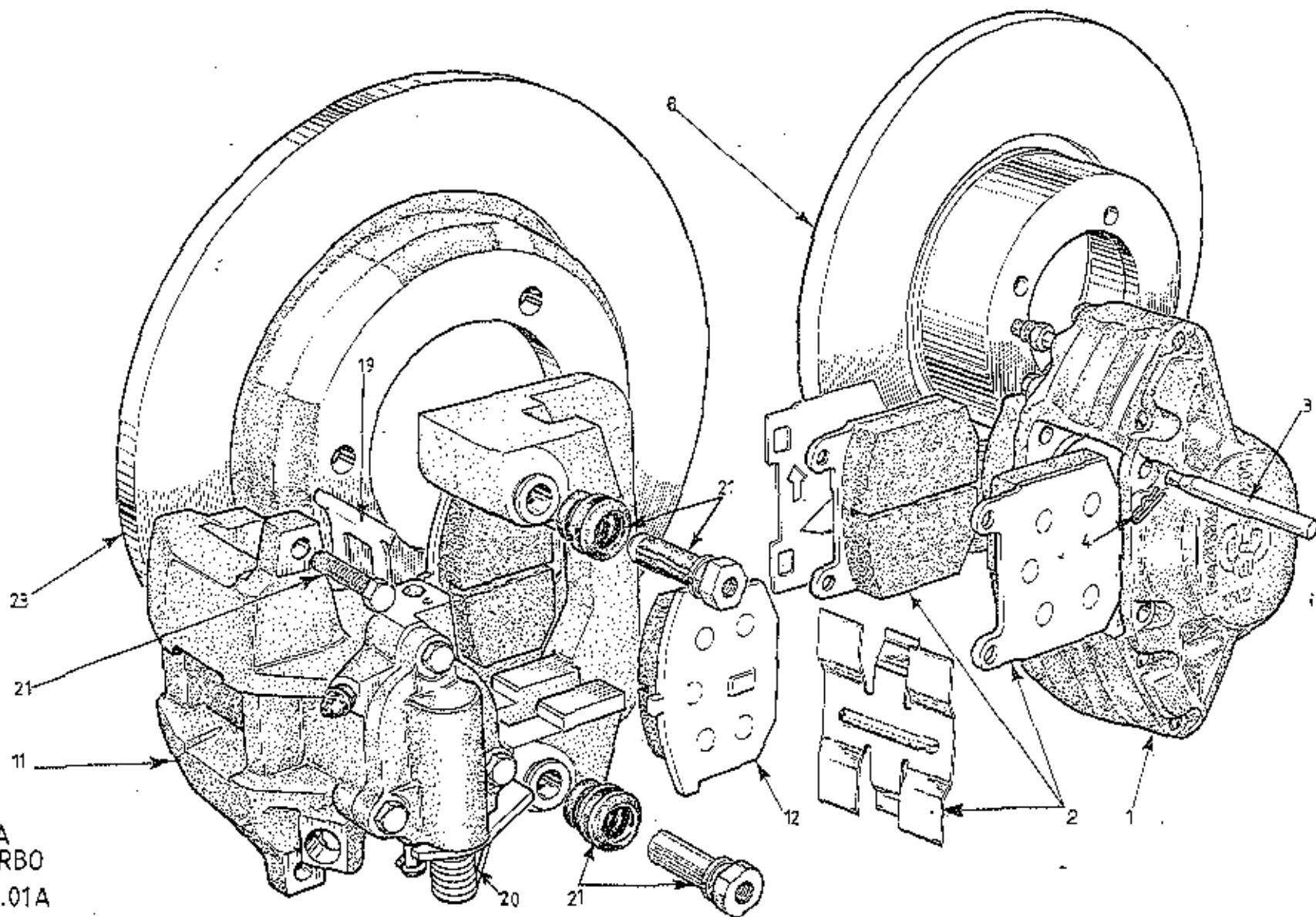
PLATE Ref.No.	DESCRIPTION	PART NUMBER	QUANTITY		REMARKS
			ALL		
32.01A					
001.	Protective Sleeve, Column Spline	A079H4010K	1		
002	Intermediate Steering Column Assy.	A079H4002F	1		Inc. Upper w/j
003	Universal Joint, Lower	C075H6009F	1		
004	Bolt, M8 x 35, Universal Joint Clamping	A079H4019F	3		
005	Washer, Flat, U/J Clamp Bolt	A075W4020Z	3		
006	Nut, Nyloc, M8, U/J Clamp Bolt	A075W3010Z	3		
	Protective Sleeve, Pinion Shaft	A079H4011K	1		R/B A082H4030H plus A082H6025F
007	Spacer, Column Lower U/J	A082H4030H	1		
008	Circlip, Pinion Shaft/Spacer	A082H6025F	1		
009	Rack and Pinion Assy.	A082H4021F	1		R/B B082H4021F with Reduced Travel
	Rack and Pinion Assy.	B082H4021F	1		
010	Ball Joint Track Rod End	A075H6001Z	2		
011	Locknut, 1/2" UNF, Ball Joint	A075W3017Z	2		
012	Tapping Plate, Steering Rack Mounting	B079H4004F	2		
	Shim, Rack Assy. to Chassis	A079H4006K	4		
014	Clamp Bracket, Rack Assy. to Chassis	A007H4104Z	1		Non-Pinion End
015	Clamp Bracket, Rack Assy. to Chassis	A007H4105Z	1		Pinion End
016	Rubber Mounting, Rack Assy.	A007H4103Z	1		Non-Pinion End
017	Rubber Mounting, Rack Assy.	A007H4106Z	1		Pinion End
018	Setscrew, M8 x 20, Clamp to Chassis	A075W1038Z	4		
019	Washer, Spring, Clamp to Chassis	A075W4036Z	4		
020	Gaiter Set, Steering Rack (inc. Clips)	A082H6023F	1		



USA
TURBO
3205A

ILLUS. NO.	DESCRIPTION	PART NUMBER	QUANTITY		REMARKS
			ALL		
32.05A					
001	Nut, Steering Wheel to Column	A075W3005F	1		
002	Washer, Steering Wheel Nut	A075W4008F	1		
003	Collet, Steering Wheel Thrust	A085H6018F	2		
004	Band, Collet Retaining	A085H6019F	1		
	Steering Wheel Assy. Black	A085H4028F	1		With 'Old' Badge)
	Steering Wheel Assy. Black	C085H4028F	1		With 'New' Badge) inc. * Items
*006	Steering Wheel, Black Leather	A079H6009H	1		
	Steering Wheel, Coloured Leather	B079H6009H	1		Special Order. State VIN or Colour
*007	Hub, Steering Wheel	A085H4026H	1		
*008	Roll Pin, Turn Indicator Cancelling	A079H6013H	2		
*009	Fixing, Wheel to Hub	A079H6012H	6		
*010	Wheel Centre, 'Old' Badge	A082H6016H	1		
	Wheel Centre, 'New' Badge	B082H6024H	1		
011	Crash Pad, Black Leather	A082V4789K	1		
	Crash Pad, Coloured Leather	B082V4790K	1		Special Order. State VIN or Colour
015	Steering Column Assy.	B079H6006F	1		
016	Setscrew, M10 x 25, Column/Scuttle	A075W1048Z	2		
017	Washer, Flat, Column/Scuttle	A075W4025Z	2		
018	Washer, Shakeproof, Column/Scuttle	A075W4044Z	2		
019	Nut, Special, Column/Scuttle	A079U4098F	2		
022	Clamp, Column to Pedal Box	A082H4023J	1		
025	Nut, Nyloc M8, Clamp to Pedal Box	A075W3010Z	2		
026	Washer, Flat, Clamp to Pedal Box	A075W4020Z	2		
027	Lock, Steering Column c/w Ignition Switch	A079H6001F	1		
028	Shear Bolt, Lock to Column	A079H6008F	2		
037	Seal Plate, Column to Bulkhead	A079U4331F	1		
040	Gasket, Seal Plate to Bulkhead	B079U4325F	1		
041	Setscrew, M6 x 20, Plate to Bulkhead	A075W1030Z	1		
042	Washer, Seal Plate Fix	A075W4015Z	1		
043	Nut, Nyloc, M6	A075W3009F	1		


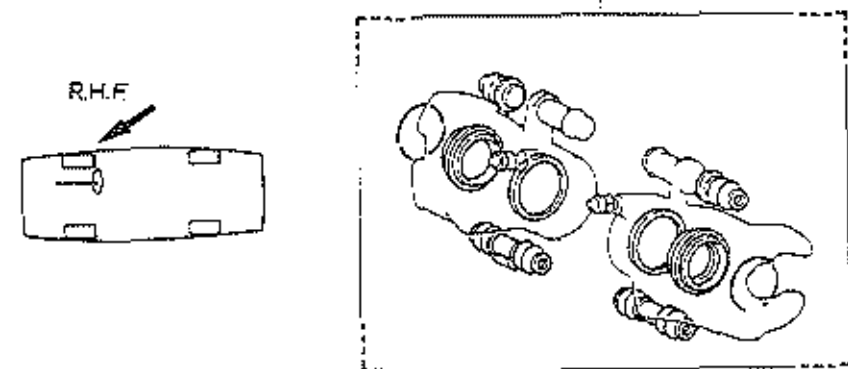
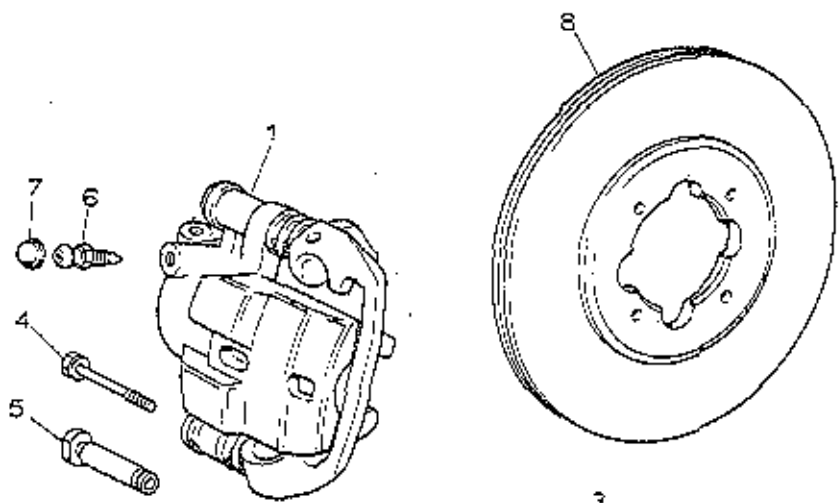
U.S.A. Turbo
32.05A



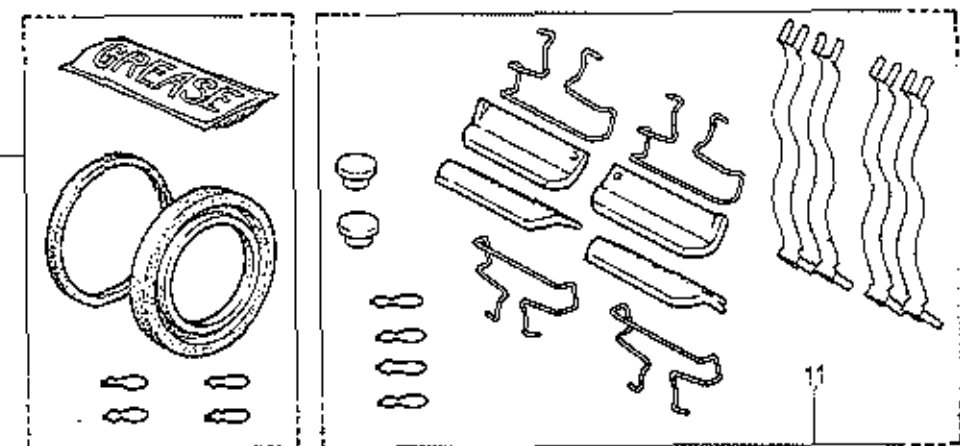
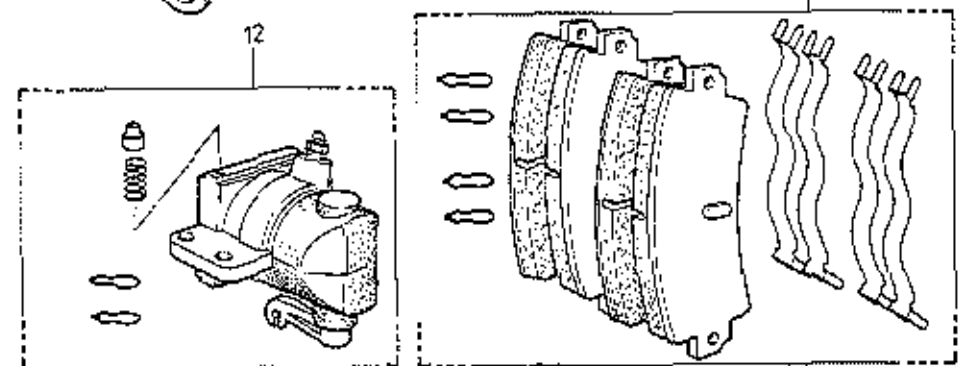
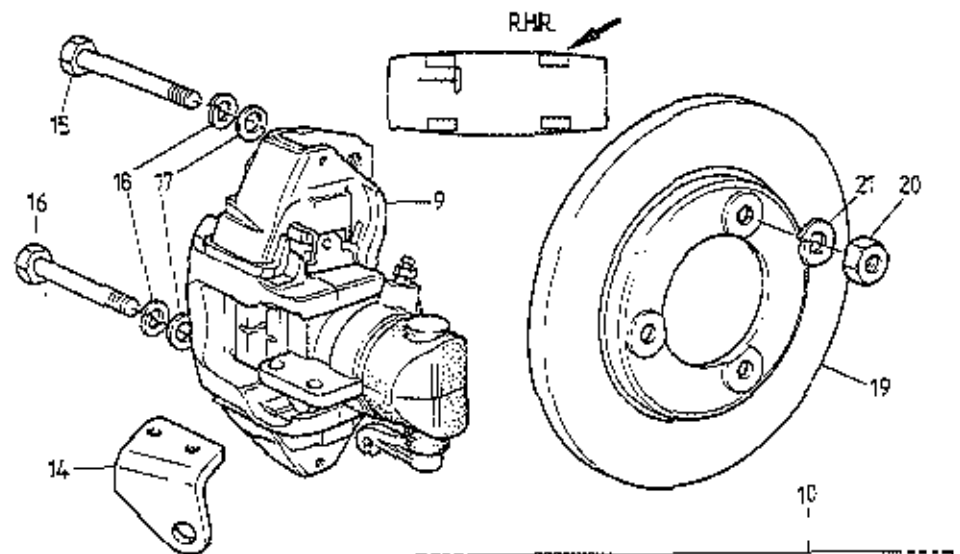
USA
TURBO
33.01A
(Prior to '85 MY.)

PLATE Ref.No.	DESCRIPTION	PART NUMBER	QUANTITY		REMARKS
			ALL		
33.01A					
					<u>This Page Prior to '85 M.Y.</u> <u>For '85 M.Y. See 33.01B</u>
1	Caliper Assy. Front, RH	B082J6052F	1		Includes Brake Pads
	Caliper Assy. Front, LH	B082J6053F	1		Includes Brake Pads
2	Brake Pad Set, Front	A082J6058F	1		Includes Pins and Clips
3	Pin, Pad Retaining	A079J6026F	4		
4	Clip, Pin Retaining	A079J6027F	4		
	Bolt, Caliper to Mounting Bracket	AC79J6007F	4		
	Washer, Spring, 12mm	A075W4069F	4		
	Service Kit, Front Caliper	X036J6003Z	A/R		Includes 4 Piston Seals, 4 Dust Boots, 4 Dust Boot Clips
8	Disc, Front Brake	A075J0297Z	2		
	Bolt, Disc to Hub	A075W1024F	8		
	Washer, Spring, 3/8	A075W4067F	8		
11	Caliper Assy. Rear, RH	A079J6012F	1		
	Caliper Assy. Rear, LH	A079J6004F	1		
12	Brake Pad Set, Rear, RH	A079J6024F	1		Inc. Locking Bolts
	Bolt, M10 x 100, Caliper Mounting	A079W2062F	2		
	Bolt, M10 x 60, Caliper Mounting	A079W2055Z	2		
	Washer, Spring, 10mm	A079W4070Z	4		
	Washer, Plain, 10mm	A075W4024Z	4		
	Ring Dowel, Caliper	A079J6018F	4		
	Adaptor, Caliper to Brake Hose	A079J6051F	2		
19	Pad Damping Spring	A079J6047F	4		
20	Return Spring, RH	A079J6049F	1		Handbrake Lever Arm
	Return Spring, LH	A079J6048F	1		Handbrake Lever Arm
	Seal Kit, Rear Caliper	AC79J6042F	A/R		
21	Guide Pin Kit	A079J6045F	A/R		Inc. 4 Guide Pins, 4 Locking Bolts, 4 Bolts & Grease)inc. H/Brake Mechanism)
	Piston Kit, Rear Caliper, LH	A079J6043F	A/R		
	Piston Kit, Rear Caliper, RH	A079J6044F	A/R		
	Bleed Screw, Rear Caliper	A079J6046F	2		

PLATE Ref.No.	DESCRIPTION	PART NUMBER	QUANTITY		REMARKS
			ALL		
33.01A					
22	Disc, Rear Brake Nut, M12, Disc Fixing Washer, Spring, Disc Fixing	A079J4000F A079D6011F A075W4069P	2 6 6		<u>This Page Prior to '85 M.Y.</u> <u>For '85 M.Y. See 33.01B</u>



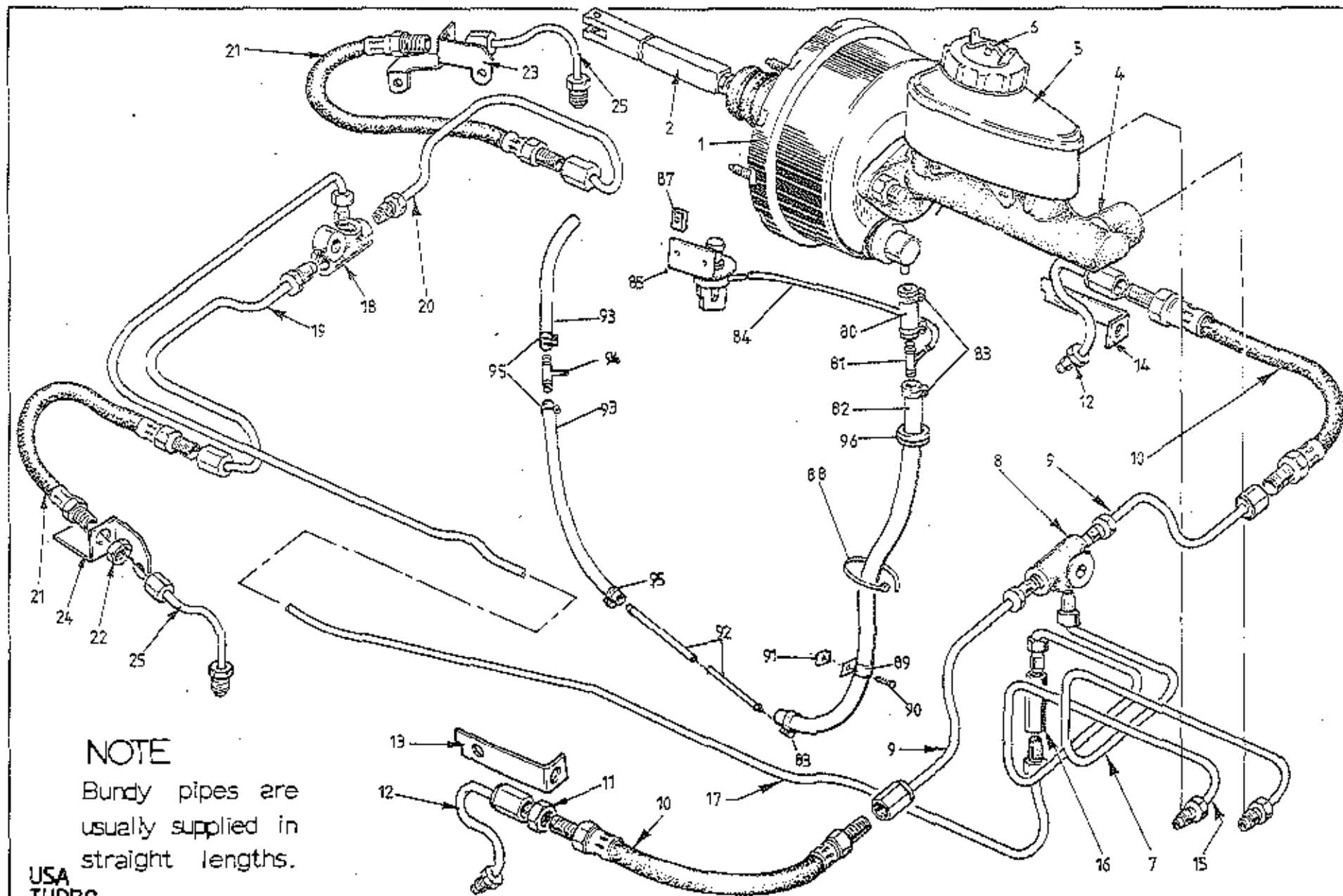
33.01B USA TURBO (85 M.Y. ON)



J 53

PLATE Ref.No.	DESCRIPTION	PART NUMBER	QUANTITY		REMARKS
			ALL		
33.01B					
					<u>This Page '85 M.Y. Onward</u> <u>For Cars Prior to '85 M.Y. See 33.01A</u>
1	Brake Caliper Assy. Front, RH	A089J8056F	1		Less Brake Pads
	Brake Caliper Assy. Front, LH	A089J8057F	1		Less Brake Pads
2	Pad Set, Including Anti-Rattle Springs	A089J8055F	1		
3	Caliper Repair Kit, Front	A089J8025	1		
4	Bolt, Caliper Swing Release	A089J8068F	2		
5	Bush, Lower, Caliper Sliding	A089J8069F	2		
6	Bleed Niple, Front Caliper	A089J8026	2		
7	Dust Cap, Bleed Nipple	A089J8013F	2		
	Bolt, Caliper Fix	A089J0358F	4		
	Washer, Shakeproof, Caliper fix	A075W4069F	4		
8	Brake Disc, Front, Ventilated	A089J8014	2		
	Bolt, Brake Disc to Hub	A089C8013	8		
	Washer, Brake Disc to Bolt	A089C8014	8		
9	Brake Caliper Assy. Rear, RH	A082J4132F	1		Inc. Brake Pads
	Brake Caliper Assy. Rear, LH	A082J4131F	1		Inc. Brake Pads
10	Pad Set, Rear Calipers	A082J6076F	1		Inc. Anti-Rattle Springs & Locking Clips
11	Accessory Kit, Rear Calipers	A082J6078F	1		Inc. Anti-Rattle Springs, Locking Clips, Retaining Plates, Springs, Bleed Caps
12	Cylinder Assy. RH	A082J6080F	1)Inc. Locking Pin & Spring
	Cylinder Assy. LH	A082J6081F	1)
13	Seal Kit, Rear Caliper	A082J6079F	2		Inc. Piston Seal, Piston Boot, Locking Clips & Grease
14	Abutment, Parking Brake Cable, RH	B082J4128F	1		
	Abutment, Parking Brake Cable, LH	B082J4127F	1		
	Setscrew, M8 x 20, Abutment/Caliper	A075W1038Z	4		
	Washer, Spring, Abutment/Caliper	A075W4036	4		
15	Bolt, M12 x 85, Caliper Fix, Top	A082J4144F	2		
16	Bolt, M12 x 75, Caliper Fix, Bottom	A082J4145F	2		
17	Washer, Flat, Caliper Fix	A075W4028	4		

PLATE Ref.No.	DESCRIPTION	PART NUMBER	QUANTITY		REMARKS
			ALL		
33.01B					
					<u>This Page '85 M.Y. Onward</u> <u>For Cars Prior to '85 M.Y. See 33.01A</u>
18	Washer, Spring, Caliper Fix	A075W4069F	4		
19	Brake Disc, Rear	A082J4124F	2		
20	Nut, M12, Disc Fix	A079D6011F	6		White Colour Code
21	Washer, Spring, Disc Fix	A075W4069F	6		



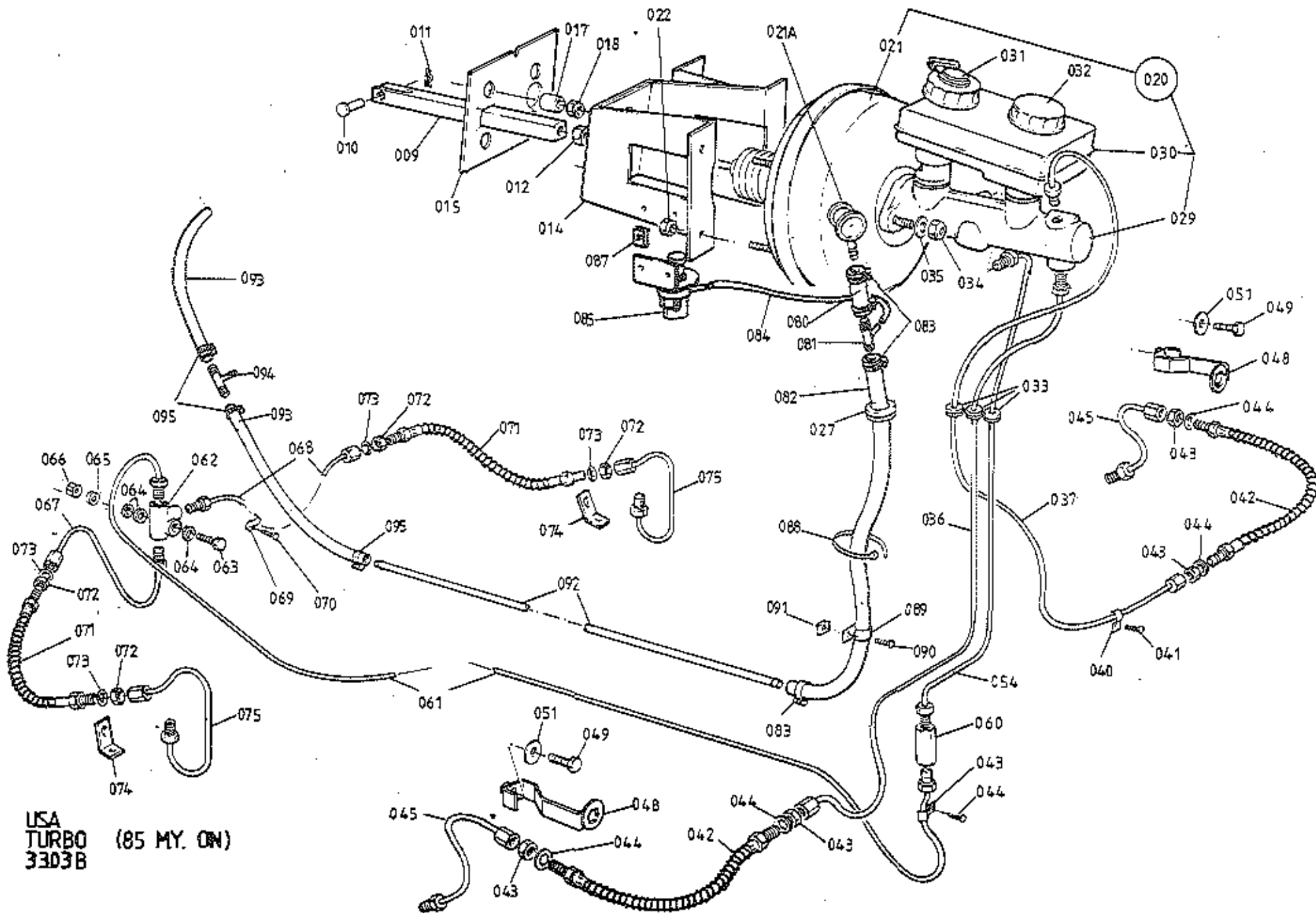
NOTE

Bundy pipes are usually supplied in straight lengths.

USA
 TURBO
 33.03A (PRIOR TO 65 M3)

PLATE Ref.No.	DESCRIPTION	PART NUMBER	QUANTITY		REMARKS
			PRIOR '85 M.Y.		
33.03A					
					<u>This Page Prior to '85 M.Y.</u> <u>For '85 M.Y. On See 33.03B</u>
1	Servo Assy. Girling Type 50	A075J6080F	1		
2	Push Rod, Brake Pedal to Servo	B079J4037F	1		
	Clevis Pin, Push Rod to Pedal	A079W6143F	1		
	Spring Clip, Clevis Retaining	A075W6175F	1		
	Service Kit, Brake Servo	A075J6033F	1		
	Non-Return Valve Kit	A075J6081P	1		
	Bracket, Servo to Pedal Box	B079J4036J	1		
	Spacer, Bracket to Pedal Box	A079J4004K	4		
	Nut, Bracket to Pedal Box	A075W3010F	2		
	Nut, Servo to Mounting Bracket	A075W3010F	4		
4	Brake Master Cylinder Assy.	A082J6064F	1		Type AS/AS
	Nut, M10, M/Cylinder to Servo	A082J6068J	2		
	Washer, M/Cylinder to Servo	A082J6069J	2		
5	Reservoir Kit, Master Cylinder	A082J6066F	1		
6	Fluid Level Warning Indicator	A079J6035F	1		
	Service Kit, Master Cylinder	A082J6065P	1		
	Grommet, Pipes Through Bulkhead	A075L6025F	2		
7	Pipe, Front Brake, M/C to 3-Way	A082J4083P	1		
8	Union, 3-Way, Front	B075J6019Z	1		
9	Pipe, Brake, 3-Way to Hose	A079J4068P	2		
	Clip, Brake Pipe	A075W6051Z	5		
	Screw, Pipe Clip to Chassis	A075W5011Z	5		
10	Hose, Front Brake	C075J6015F	2		
11	Locknut, Front Brake Hose	A075J6017F	4		
	Washer, Shakeproof, Front Brake Hose	A075W4049Z	4		
12	Pipe, Brake, Hose to Front Caliper	A079J4071P	2		
13	Bracket, Caliper Pipe Support, RH	A082J4080K	1		
14	Bracket, Pipe/Hose Support, LH	A082J4081K	1		
15	Pipe Brake, Rear Feed	A079J4072F	1		
16	Union, Double Ended	A079J6020F	1		Master Cylinder to Double Ended Union
17	Pipe, Double Ended Union to Rear 3-Way	A082J4099F	1		
18	Union, 3-Way, Rear	B075J6019Z	1		

PLATE Ref.No.	DESCRIPTION	PART NUMBER	QUANTITY		REMARKS
			PRIOR '85 M.Y.		
33.03A					
					<u>This Page Prior to '85 M.Y.</u> <u>For '85 M.Y. See 33.03B</u>
19	Pipe, Brake, 3-Way to RH Hose	A082J4100F		1	
20	Pipe, Brake, 3-Way to LH Hose	A082J4150F		1	
	Clip, Brake Pipe	A075W6051Z		3	
	Screw, Clip to Chassis	A075W5011Z		3	
21	Hose, Rear Brake, Armoured	C082J6060F		2	
22	Locknut, Rear Brake Hose	A075J6017F		4	
	Washer, Shakeproof, 10mm	A075W4049Z		2	
23	Bracket, Hose/Pipe to Caliper LH	B082J4113F		1	
	Bracket, Hose/Pipe to Caliper RH	B082J4112F		1	
25	Pipe, Brake, Hose to Rear Caliper	A079J4071F		2	
80	Hose, Servo to 'T'-Piece	A075J6078V		0.1m	
81	'T'-Piece, Low Vacuum Switch Take-Off	A910E6644F		1	
82	Hose, 'T'-Piece to Bundy	A075J6078V		0.8m	
83	Hose Clip, Vacuum Hose	A082L6042F		4	
84	Pipe, 'T'-Piece to Low Vacuum Switch	A910E6642V		0.2m	
85	Switch, Low Vacuum Warning	A082M6234F		1	
	Screw, Switch Fix	A075W5015Z		2	
87	Spire Nut, Switch Fix	A075W6013Z		2	
88	Tie Wrap, Vacuum Hose	A075W6038F		1	
89	Clip, Vacuum Hose to Front Frame	A075W6228F		1	
90	Screw, Clip Fix	A075W5034Z		1	
91	Spire Nut, Clip Fix	A075W6011Z		1	
92	Bundy Pipe, Servo Vacuum	A082J4115F		1	
93	Hose, Bundy to 'T'-Piece to Pump	A075J6078F		A/R	
94	'T'-Piece, Emission control take-off	A910E6644F		1	
95	Hose Clip, Vacuum Hose	A082L6042F		4	
96	Grommet, Servo Hose	X036M6289Z		1	

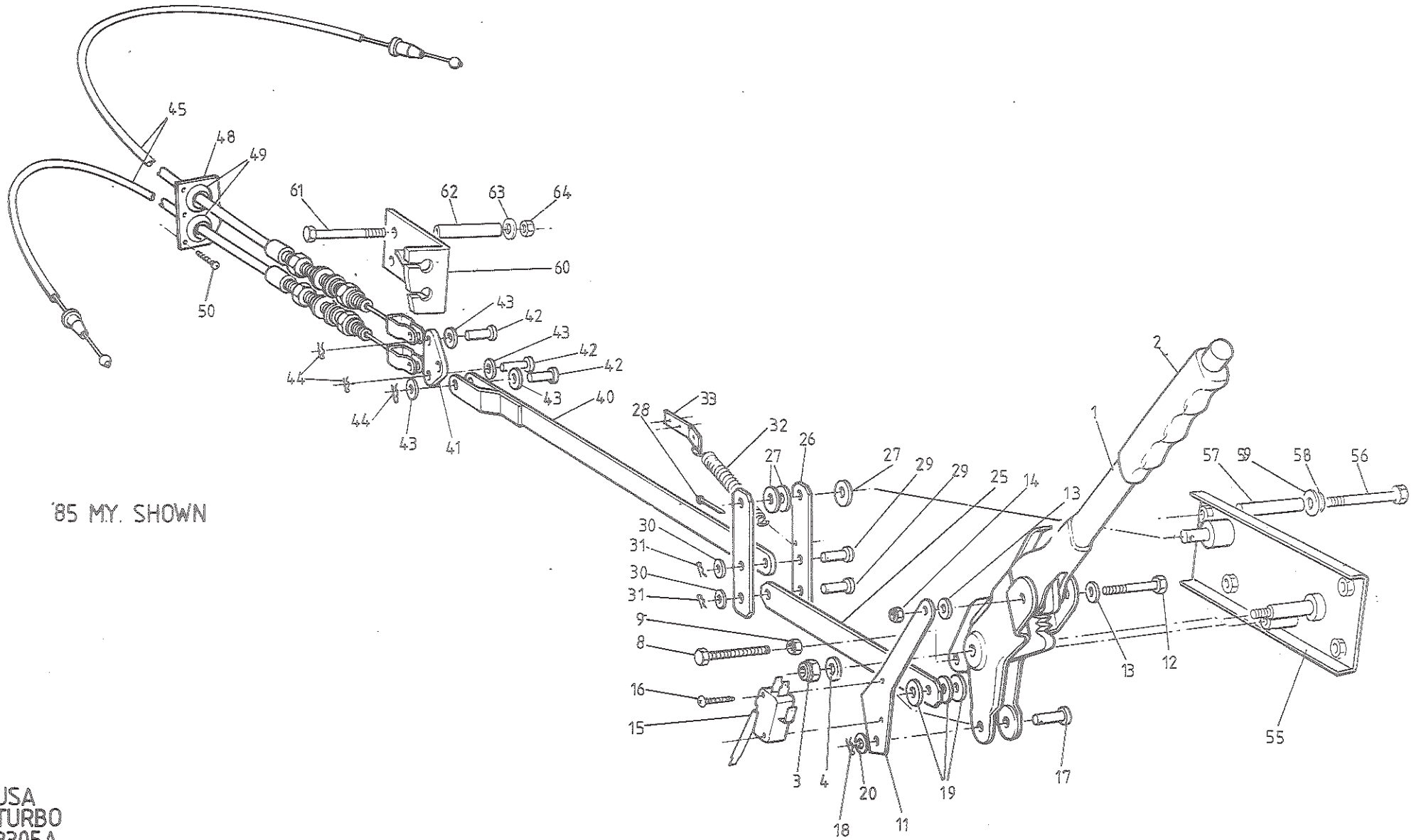


USA
 TURBO (85 MY. ON)
 3303B

PLATE Ref.No.	DESCRIPTION	PART NUMBER	QUANTITY		REMARKS	
			1985 M.Y. ON			
33.03B						
009	Push Rod, Brake Pedal to Servo	A082J4139F	1		<u>This Page 1985 M.Y. on For Cars Prior 1985 See 33.03A</u>	
010	Clevis Pin, Pedal to Pushrod	A079W6143F	1			
011	Spring Clip, Clevis Retaining	A075W6175F	1			
012	Locknut, Servo Pushrod	A075W3024Z	1			
014	Bracket, Servo & Clutch M/Cylinder Mtg.	A082J4143J	1			
015	Gasket, Servo Bracket to Body	A082J4156F	1			
017	Spacer, Bracket to Pedal Box	A079J4004K	4			
018	Nut, Nyloc, M8, Brkt. to Pedal Box	A075W3010F	4			
	Washer, Spring, Brkt. to Pedal Box	A075W4036Z	4			
020	Servo/Brake Master Cylinder Assy.	A082J4147F	1			Inc. Reservoir Low Fluid Switch & Cap Inc. N.R.V.
021	Servo Assy. (Bendix DBA)	A082J4134H	1			
021A	Non Return Valve & Seal	A082J6084F	1			
022	Nut, Nyloc, M7, Servo to Brkt.	A079F6023F	4			
	Washer, Spring, Servo to Brkt.	A075W4036Z	4			
029	Brake Master Cylinder Assy.	A082J4133H	1			
030	Reservoir, Brake Master Cylinder	A082J4135H	1			
031	Fluid Level Warning Switch (Nivocode)	A082J4136H	1			
032	Cap, Filler, Fluid Reservoir	A082J4137H	1			
	Repair Kit, Master Cylinder	A082J6082F	1			
033	Grommet, Pipes Through Body	A075L6025F	3			
034	Nut, Nyloc, M8, M/Cylinder to Servo	A075W3010Z	2			
035	Washer, Flat, M/Cylinder to Servo	A075W4020Z	2			
036	Pipe, Brake M/Cylinder to RHF Hose	A082J4152F	1			
037	Pipe, Brake M/Cylinder to LHF Hose	A082J4151F	1			
040	Clip, Brake Pipe to Chassis	A075W6051Z	5			
041	Screw, Pipe Clip to Chassis	A075W5011Z	5			
042	Hose, Front Brake	B089J6012F	2			
043	Locknut, Front Brake Hose	A075J6017F	4			
044	Washer, Shakeproof, Brake Hose	A075W4049Z	4			
045	Pipe, Brake Hose to Front Caliper	A089J0338F	2			
048	Bracket, Pipe/Hose Support	A089J0350F	2			
049	Setscrew, M6 x 20, Brkt. to Caliper	A075W1030F	2		R/B A082W7041F	
	Screw, Socket Head, M5 x 20	A082W7041F	2			

PLATE Ref.No.	DESCRIPTION	PART NUMBER	QUANTITY		REMARKS
			1985 M.Y. ON		
33.03B					
051	Washer, Flat, Brkt. to Caliper	A075W4016F	2		<u>This Page 1985 M.Y. on</u> <u>For Cars Prior 1985 See 33.03A</u>
	Washer, Shakeproof, Brkt. to Caliper	A075W4046F	2		
	Nut, M6, Brkt. to Caliper	A075W9017F	2		
054	Pipe, Rear Brake, M/Cyl. to D/E Union	A079J4072F	1		
060	Union, Double Ended	A079J6020F	1		
061	Pipe, Rear Brake, D/E Union to 3-Way	A082J4099F	1		
062	Union, 3-Way Rear	B075J6019Z	1		
063	Bolt, M6 x 40, 3-Way Union to Chassis	A075W2030F	1		
064	Washer, Spacer, 3-Way Union	A075W4014F	3		
065	Washer, Flat, Union Fix	A075W4013F	1		
066	Nut, Nyloc, M6 Union Fix	A075W3009F	1		
067	Pipe, Brake, 3-Way to RHR Hose	A082J4100F	1		
068	Pipe, Brake, 3-Way to LHR Hose	A082J4150F	1		
069	Clip, Brake Pipe to Chassis	A075W6051Z	3		
070	Screw, Pipe Clip to Chassis	A075W5011Z	3		
071	Hose, Rear Brake	C082J6060F	2		
072	Locknut, Rear Brake Hose	A075J6017F	4		
073	Washer, Shakeproof, Brake Hose	A075W4049Z	4		
074	Bracket, Rear Hose to Caliper	A082J4149F	2		
075	Pipe, Brake, Rear Hose to Caliper	A082J4148F	2		
080	Hose, Servo to 'T'-Piece	A075J6078V	0.1m		
081	'T'-Piece, Low Vacuum Switch Take-Off	A910E6644F	1		
082	Hose, 'T'-Piece to Bundy	A075J6078V	0.8m		
083	Hose Clip, Vacuum Hose	A082L6042F	4		
084	Pipe, 'T'-Piece to Low Vacuum Switch	A910E6642F	0.2m		
085	Switch, Low Vacuum Warning	A082M6234F	1		
	Screw, Switch Fix	A075W5015Z	2		
087	Spire Nut, Switch Fix	A075W6013Z	2		
088	Tie Wrap, Vacuum Hose	A075W6038F	1		
089	Clip, Vacuum Hose to Front Frame	A075W6228F	1		
090	Screw, Clip Fix	A075W5034Z	1		
091	Spire Nut, Clip Fix	A075W6011Z	1		

PLATE Ref.No.	DESCRIPTION	PART NUMBER	QUANTITY		REMARKS
			1985 M.Y.ON		
33.03B					
092	Bundy Pipe, Servo Vacuum	A082J4155F	1		<u>This Page 1985 M.Y. on</u> <u>For Cars Prior 1985 See 33.03A</u> 'Carb' H.C.I.
093	Hose, Bundy to 'T'-Piece to Pump	A075J6078V	A/R		
094	'T'-Piece, Emission Control Take-Off	A910E6644F	1		
	'T'-Piece, Emission Control Take-Off	A082L6048F	1		
095	Hose Clip, Vacuum Hose	A082L6042F	4		



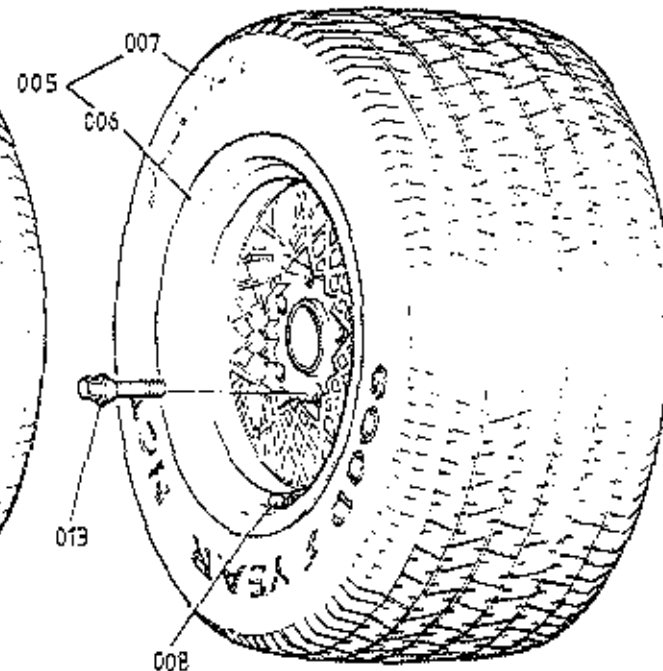
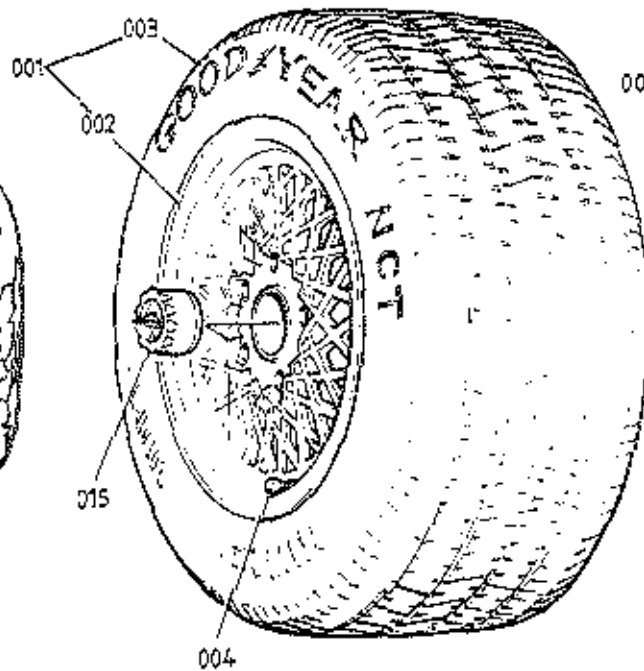
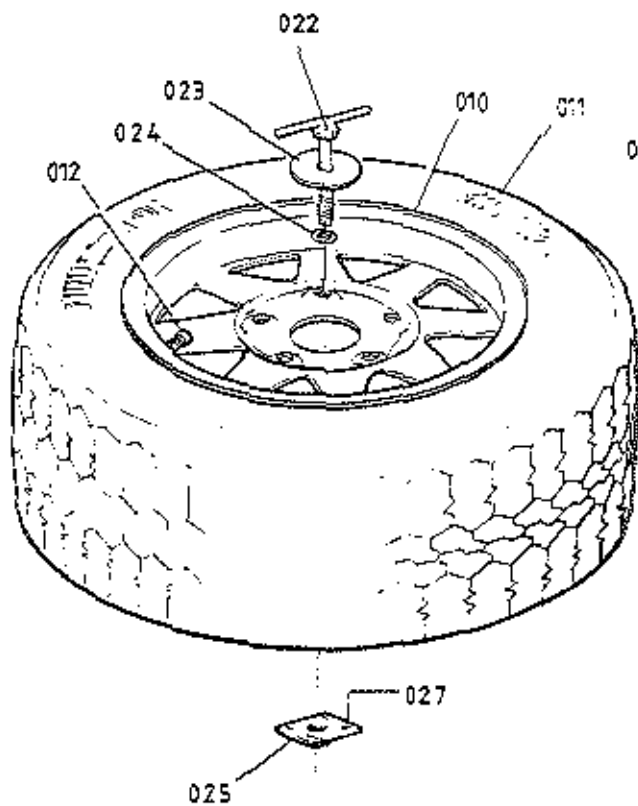
85 MY. SHOWN

USA
TURBO
3305A

Updated 2nd February 2015

ILLUS. NO.	DESCRIPTION	PART NUMBER	QUANTITY		REMARKS
			PRIOR '85 MY	1985 M.Y.On	
33.05A					
					<u>Multiplier Lever Introduced at VIN FF0511</u>
	Handbrake Lever Assembly	A079J6000F	1		Without Multiplier
	Handbrake Lever Assembly	A082J6071	1		With Multiplier
1	Handbrake Lever Assembly	A082J4157		1	'Fold Down' Type
2	Grip, Handbrake Lever	A079J6050F	1	1	
	Nut, Nyloc, M10, Lever Pivot	A075W3011F	1) As Fitted
3	Nut, Nyloc, M8, Lever Pivot	A075W3010F	1	1)
	Washer, Flat, 10mm, Lever Pivot	A075W4023F	1		>
4	Washer, Flat, 8mm, Lever Pivot	A075W4019F	1	1	> As Fitted
8	Setscrew, M6 x 30, Ratchet Fix	A075W1032Z	1	1	Also Operates Handbrake Switch
9	Nut, M6, Ratchet Fix	A075W3020Z	1	1	
	Washer, Spring, Ratchet Fixing	A075W4035Z	1	1	
11	Mounting Bracket, Handbrake Microswitch	A082U4909F	1	1	
12	Setscrew, M6 x 30, Switch Brkt. Fix	A075W1032	1	1	
13	Washer, Flat Switch Brkt. Fix	A075W4013	2	2	
14	Nut, Nyloc, M6, Switch Brkt. Fix	A075W3009	1	1	
15	Microswitch, Handbrake Tell-Tale	B075M5084Z	1	1	
16	Screw, s/t Switch to Brkt.	A075W5027Z	2	2)
	Screw, M3 x 16, Switch to Brkt.	A082W5110F	2	2) as required
	Nut, Nyloc, M3, Switch to Brkt.	A079W3060F	2	2)
17	Clevis Pin, Handbrake to Link/Act. Rod	A079W6026F	1	1	
18	Spring Clip, Clevis Retaining	A079W6175F	1	1	
19	Washer, Handbrake Clevis	A075W4016F	3	3	
20	Washer, Clevis Spring Clip	A075W4015F	1	1	

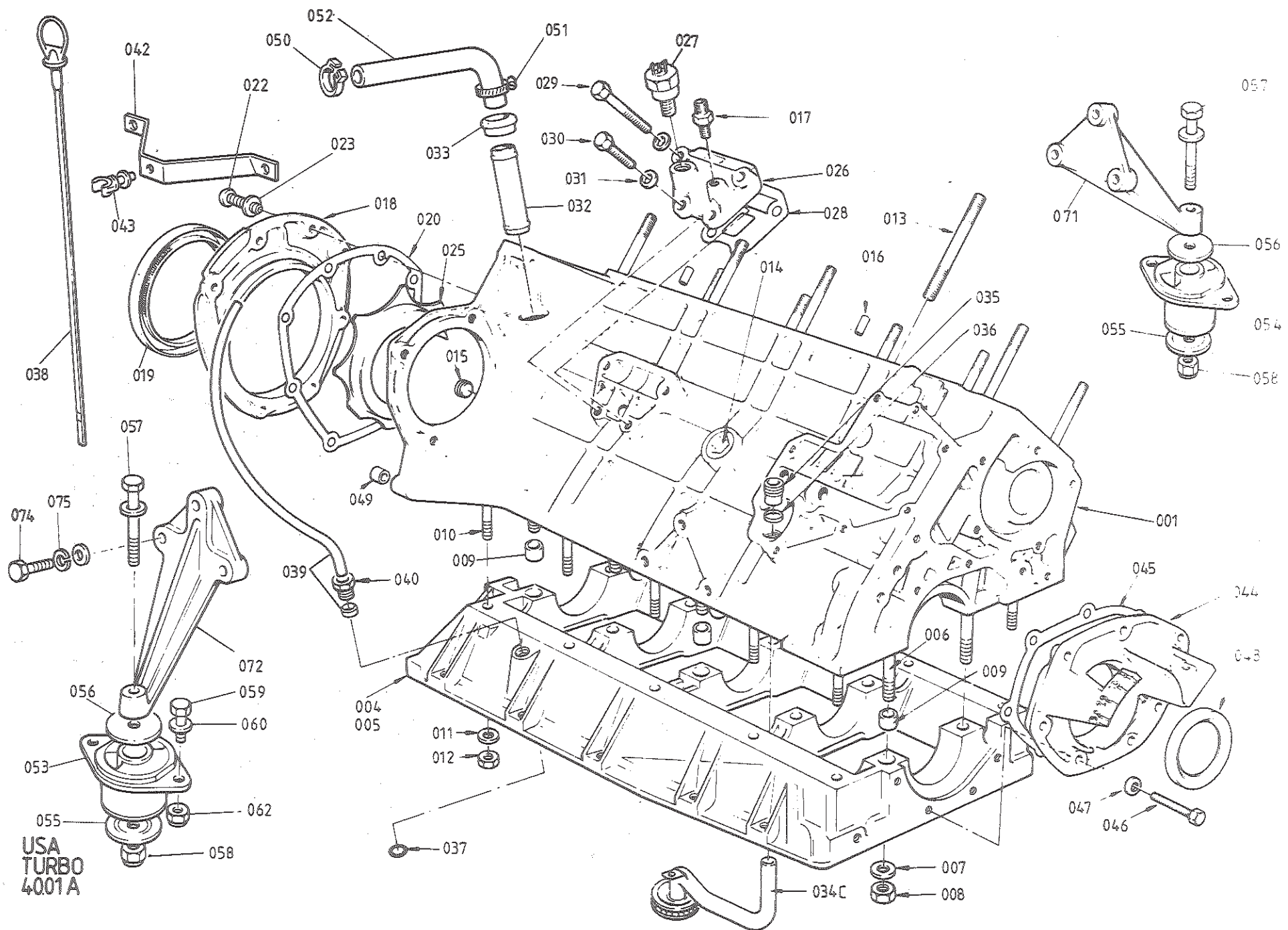
PLATE Ref.No.	DESCRIPTION	PART NUMBER	QUANTITY		REMARKS
			PRIOR '85 MY	1985 M.Y.ON	
33.05A					
					<u>Multiplier Lever Introduced</u> <u>at VIN FF 0511</u>
25	Link, Handbrake to Multiplier	A082J412ZK	1	1)
	Multiplier Lever	A082J4121K	2)
26	Multiplier Lever	B082J4121K		2)
27	Washer, Multiplier Lever Pivot	A075W4024Z	3	3)
28	Split Pin, Multiplier Lever Pivot	A075W6009Z	1	1)With Multiplier
29	Clevis Pin Multiplier Lever	A075W6031Z	2	2)
30	Washer, Multiplier Clevis	A075W4015Z	2	2)
31	'R' Pin, Clevis Retaining	A075W6175Z	2	2)
32	Spring, Lever Return	A082J6075F		1	
33	Anchor Bracket, Return Spring	A082J4159F		1	
	Pop Rivet, Anchor Bracket to Body	A075W6090Z		2	
	Actuating Rod, Handbrake Lever/Compensator	B079J4024F	1		Without Multiplier
40	Actuating Rod, Multiplier/Compensator	A082J4120F	1	1	With Multiplier
41	Compensator, H/Brake Cables	A079J4023F	1	1	
42	Clevis Pin, Compensator	A075W6033F	3	3	
43	Washer, Clevis Pin	A075W4020F	3	3	
44	Spring Clip, Clevis Retaining	A075W6175F	3	3	
	Cable, Handbrake	A082J6056F	2		
45	Cable, Handbrake	A082J4138F		2	
48	Grommet Plate, Handbrake Cables	A079U4483F	2	2	
49	Grommet, Handbrake Cable	A075U6043Z	4	4	
50	Screw, Grommet Plate Fix	A075W5015Z	8	8	
55	Mounting Plate, Handbrake Lever	C082B4479J	1	1	
56	Bolt, M8 x 75, Plate Fix	A075W2046	4	4	
57	Spacer Tube, Plate Fix	A082B4484F	4	4	
58	Washer, Spring, Plate Fix	A075W4036	4	4	
59	Washer, Large O/D, Plate Fix	A075W4022	4	4	
60	Abutment, Handbrake Cable, Forward	E079J4021F	1	1	
61	Bolt, M8 x 75, Abutment Fix	A075W2046Z	2	2	
62	Spacer Tube, Abutment Fix	A082B4484F	2	2	
63	Penny Washer, Abutment Fix	A075W4021Z	2	2	
64	Nut, Nyloc, M8, Abutment Fix	A075W3010Z	2	2	



USA
TURBO
3401A

PLATE Ref.No.	DESCRIPTION	PART NUMBER	QUANTITY		REMARKS
			PRIOR '85 MY	1985 M.Y.ON	
34.01A					
001	Road Wheel & Tyre Assembly, Front	B082G4050F	2		
002	Road Wheel & Tyre Assembly, Front	A082G4059F		2	
003	Road Wheel, Front	A082G6020H	2	2	
003	Tyre, Front, 195/60 VRL5 Goodyear NCT	A082G4038E	2		
004	Tyre, Front, 195/60 VRL5 Goodyear NCT	A082G4060H		2	
004	Valve, Front Tyre	B085G6024H	2	2	
005	Road Wheel & Tyre Assembly, Rear	A082G4058F	2		
005	Road Wheel & Tyre Assembly, Rear	A082G4061F		2	
006	Road Wheel	A082G6021H	2	2	
007	Tyre, Rear, 235/60 VRL5 Goodyear NCT	A082G4057H	2		
007	Tyre, Rear, 235/60 VRL5 Goodyear NCT	A082G4062H		2	
008	Valve, Rear Tyre	B085G6024H	2	2	
009	Wheel & Tyre Assembly, Spare	A082G4046F	1	1	
010	Wheel, Spare	A082G4045H	1	1	
011	Tyre, Spare, 175/70 SR 14, Goodyear	A082G6019H	1	1	
012	Valve, Spare Tyre	A085G6025E	1	1	
013	Wheel Bolt	A082G6023J	20	20	
014	Finisher, Wheel Centre (With 'Old' Badge)	A082G4053J	4	4	
014	Finisher, Wheel Centre (With 'New' Badge)	A085G4063J	4	4	
022	Clamp Bolt, Spare Wheel Securing	C082U4763K	1	1	
023	Clamp Plate	A075U0492Z	1	1	
024	'O' Ring, Clamp Bolt	A912B6398F	1	1	
025	Tapping Plate, Clamp Bolt	A079U4341K	1	1	
027	Pop Rivet, Tapping Plate to Body	A075W6068F	4	4	

U.S.A. Turbo
34.01A

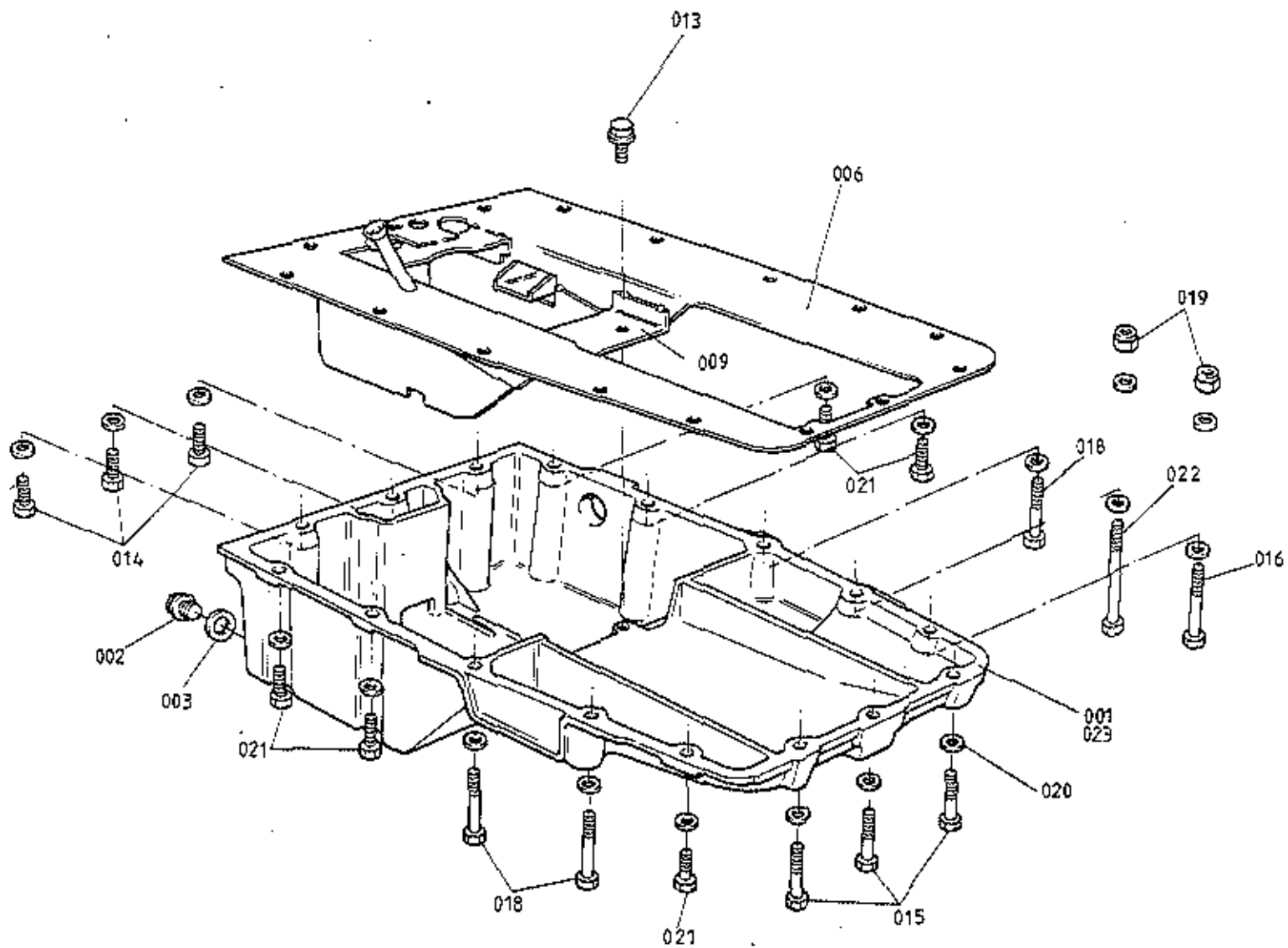


Updated 2nd February 2015

ILLUS. NO.	DESCRIPTION	PART NUMBER	QUANTITY		REMARKS
			'CARB'	H.C.I.	
40.01A					
001	Cylinder Block & Main bearing Housing	B912E0750J	1		>Inc. Items Up to 012
	Cylinder Block & Main Bearing Housing	A910E9195J		1	>
006	Stud, M12, Block to MBH	A907E0225Z	10	10	
007	Washer, Flat, Block to MBH	A907E0031Z	10	10	
008	Nut, M12, Block to MEH	AQ75W3025Z	10	10	
009	Ring Dowel, Block to MBH	A911E0320F	10	10	
010	Stud, M8, Block to MBH	A907E0226Z	10	10	
011	Washer, Flat, Block to MBH	AQ75W4020Z	10	10	
012	Nut, M8, Block to MBH	AQ75W3021Z	10	10	
013	Stud, M12, Cylinder Head to Block	A907E0224Z	10	10	
014	Plug, 1" NPTF, Cylinder Block	A907E0528Z	2	2	
015	Plug, 1/4" BSP, Oil Gallery	A907E6063Z	1	1	
016	Spirol Pin, Cylinder Head to Block	A907E6007Z	2	2	
017	Union, Oil Pressure Gauge Take-Off	A907E0625Z	1	1	
018	Housing, Rear Crank Seal	A907E0599Y	1	1	
019	Seal, Crankshaft Rear	A907E0631Z	1	1	
020	Gasket, Rear Seal Housing	A907E0671Z	1	1	
	Setscrew, M6 x 25, Rear Housing/Block	AQ75W1031P	4		R/B A075W7016Z
	Washer, Flat, Rear Housing/Block	AQ75W4013Z	4		R/B A075W4065Z
022	Button Head Screw, Housing/Block & MBH	AQ75W7016Z	8	8	
023	Washer, Thin, Housing/Block & MBH	AQ75W4065Z	8	8	
025	Sprayshield	B907E0662Z	1	1	
026	Cover, Oil Gallery	B910E1400K	1		
	Cover, Oil Gallery	A910E2171K		1	
027	Switch, 'Low Temperature', 25/18°C	A910E6770F		1	
	Washer, Dowty, Low Temp. Switch	A910E6831		1	
028	Gasket, Oil Gallery	A907E0438Z	1	1	
029	Bolt, M8 x 35, Oil Gallery Cover	AQ75W1041Z	2	2	
030	Setscrew, M8 x 20, Oil Gallery Cover	AQ75W1038Z	2	2	
031	Washer, Flat, Oil Gallery Cover	AQ75W4020Z	4	4	

ILLUS. NO.	DESCRIPTION	PART NUMBER	QUANTITY		REMARKS
			'CARB'	H.C.I.	
40.01A					
032	Spout, Crankcase Breather	B907E0626Z	1	1	
033	Bush, Breather Spout	A907E0659Z	1	1	
034C	Pipe, Oil Pick Up	A907E0624Z	1	1	
035	Union, Oil Pick Up/Feed Pipe	A907E0605Z	1	1	
036	Olive, Compression, Oil Pipe	A907E0606Z	1	1	
037	'O' Ring, Dipstick Tube	A912E6398F	1	1	
038	Dipstick	A910E1792F	1		
	Dipstick, with Low Oil Sensor	A910E2214K		1	
039	Tube, Dipstick, (c/w Olive)	A910E9038J	1		
	Tube, Dipstick, (c/w Olive)	A910E		1	
040	Tube Nut, Dipstick Tube	A911E6378P	1	1	
042	Bracket, Dipstick Tube to Plenum	A910E1902F	1		
043	Clip, Plastic, Dipstick Tube Bracket	A910E6592F	1		
044	Front Cover	A907E1230F	1	1	
045	Gasket, Front Cover	A907E0245Z	1	1	
046	Setscrew, M6 x 25, Front Cover	A075W1031Z	7	7	
047	Washer, Flat, Front Cover	A075W4013Z	7	7	
048	Seal, Crankshaft Front	B907E6010F	1	1	
049	Dowel, Engine to Clutch Housing	A907E6181Z	2	2	
050	Snapper Clip, Beather Hose	A075W6211Z	1	1	
051	Hose Clip, Breather Hose	A907E6085Z	1	1	
	Hose, Breather, Crankcase/Turbo Intake	B907E1795Z	1		R/B A910E1842F
	Hose, Breather, Crankcase/Turbo Intake	A910E1842F	1		
052	Hose, Breather, Crankcase/Air Filter	A911E0636F	1		
	Hose, Breather, Crankcase/PCV Valve	B910E2066F		1	

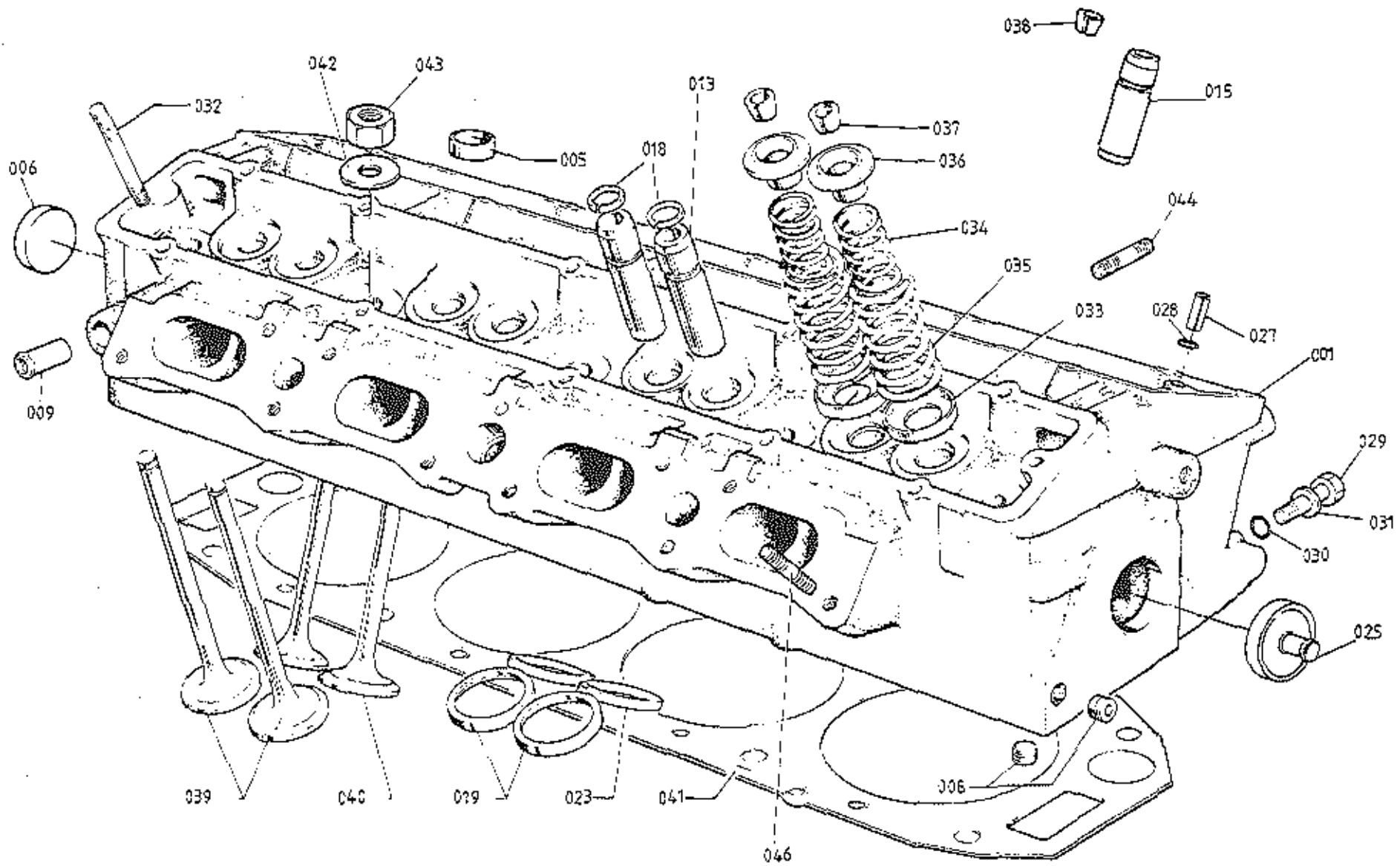
ILLUS. NO.	DESCRIPTION	PART NUMBER	QUANTITY		REMARKS
			'CARB'	H.C.I.	
40.01A					
053	Mounting Rubber, Engine, RH, Blue	A085E6008F	1		R/E B085E6008F
	Mounting Rubber, Engine, RH, Blue	B085E6008F	1	1	
054	Mounting Rubber, Engine, LH, Pink	A085E6009F	1		R/E B085E6009F
	Mounting Rubber, Engine, LH, Pink	B085E6009F	1	1	
055	Buffer Washer, Lower	A085E6010F	2	2	
056	Buffer Washer, Upper	A085E6011F	2	2	
057	Bolt, M12 x 100, Rubber to Mtg. Brkt.	A079W2072F	2	2	
058	Nut, Nyloc, M12, Rubber to Mtg. Brkt.	A075W3012F	2	2	
059	Setscrew, M8 x 20, Rubber/Chassis	A075W1038F	4	4	
060	Washer, Flat	A075W4020F	6	6	
	Washer, Spring	A075W4036F	2	2	
062	Nut, Nyloc, M8	A075W3010F	2	2	
071	Mounting Bracket, Engine, LH	A082E4079K	1	1	
	Mounting Bracket, Engine, RH, With G/Change Relay Lever Pivot (inc. Bush)	A912E9022J	1		
	Bush, Gear Change Relay Lever Pivot	A912E6593F	1		
072	Mounting Bracket, Engine, RH, Without Relay Lever Pivot	B082E4078K	1	1	Used on cars with chassis mounted g/change relay lever pivot bracket
074	Bolt, M8 x 40, Bracket to Engine	A075W2039D	6	6	
075	Washer, Spring, Bracket to Engine	A075W4036Z	6	6	
	Edge Finisher, Engine Mounting Bracket	C082U4775F	40mm	40mm	Used with Engine Mtg. Brkt. B082E4078K



USA TURBO
4003A

ILLUS. NO.	DESCRIPTION	PART NUMBER	QUANTITY		REMARKS
			'CARB'	H.C.I.	
40.03A					
001	Oil Sump	A910E1701K	1	1	
002	Plug, Sump Drain	AD36R6014Z	1	1	
003	Washer, Sump Plug	A075W4055Z	1	1	
006	Baffle, Sump	A910E0999J	1		
	Baffle, Sump	A910E9216J		1	
013	Screw, Baffle to Sump	A912E6399F	2	2	
014	Setscrew, M8 x 25, Sump to MBH	A075W1039Z	3	3	
015	Bolt, M8 x 45, Sump to MBH	A075W2040Z	3	3	
016	Bolt, M8 x 65, Sump to MBH	A075W2044Z	1	1	
018	Bolt, M8 x 50, Sump to MBH	A075W2041Z	3	3	
019	Nut, Nyloc, M8, Sump to MBH	A075W3010Z	2	2	
020	Washer, Flat, Sump to MBH	A075W4020Z	18	18	
021	Bolt, M8 x 30, Sump to MBH	A075W1040Z	5	5	
022	Bolt, M8 x 80, Sump to MBH	A075W2045Z	1	1	

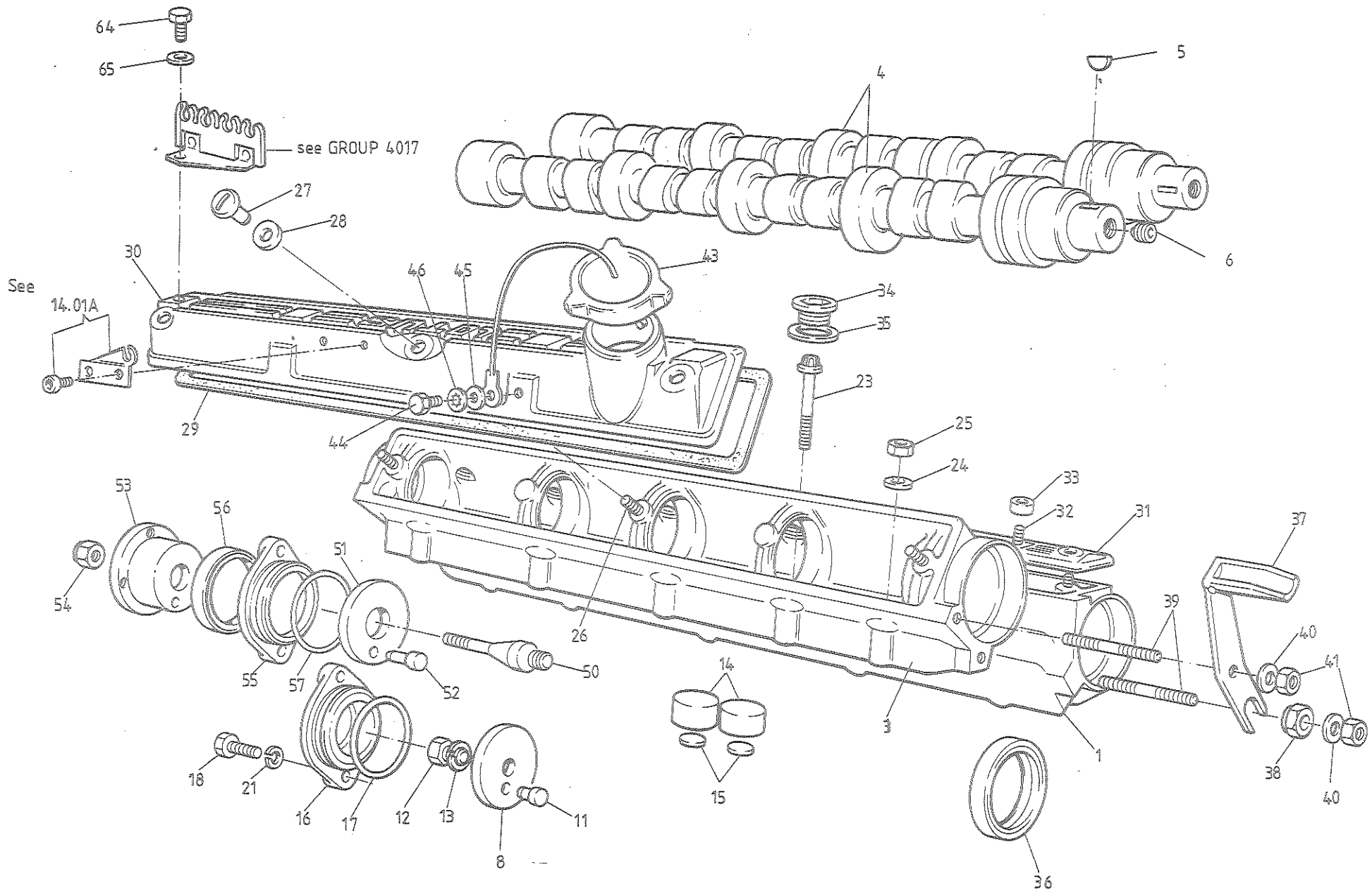
U.S.A. Turbo
40.03A



USA
TURBO
4005A

ILLUS. NO.	DESCRIPTION	PART NUMBER	QUANTITY		REMARKS
			'CARB'	H.C.I.	
40.05A					
001	Cylinder Head Assembly	A910E0703J	1)Includes Items Up To & Inc. 024)
	Cylinder Head Assembly	A910E9057J		1	
005	Core Plug, Small	A907E6038F	6	6	
006	Core Plug, Large, Rear	A907E6039Z	1	1	
008	Plug, 1/8" BSP, Socket	A907E6023Z	2	2	
009	Pipe, Heater Take-Off	A907E0486Z	1	1	
013	Guide, Inlet Valve, O/D Std.	E907E0315Y)		
	Guide, Inlet Valve, O/D + 0.001"	C907E0315Y) 8	8	
	Guide, Inlet Valve, O/D + 0.002"	D907E0315Y)		
	Guide, Inlet Valve, O/D + 0.005"	E907E0315Y)		
015	Guide, Exhaust Valve, O/D Std.	A910E0315F	>		
	Guide, Exhaust Valve, O/D + 0.001"	B910E0315F	> 8	8	
	Guide, Exhaust Valve, O/D + 0.002"	C910E0315F	>		
	Guide, Exhaust Valve, O/D + 0.005"	D910E0315F	>		
018	Circlip, Valve Guide	A907E6037Z	16	16	
019	Seat Insert, Inlet Valve, O/D Std.	E907E0312Y)		
	Seat Insert, Inlet Valve, O/D + 0.001"	C907E0312Y) 8		
	Seat Insert, Inlet Valve, O/D + 0.002"	D907E0312Y)		
	Seat Insert, Inlet Valve, O/D + 0.005"	E907E0312Y)		
	Seat Insert, Inlet Valve, O/D Std.	A912E2010Y		>	
	Seat Insert, Inlet Valve, O/D + 0.001"	A912E2011Y		> 8	
	Seat Insert, Inlet Valve, O/D + 0.002"	A912E2012E		>	
	Seat Insert, Inlet Valve, O/D + 0.005"	A912E2013Y		>	
023	Seat Insert, Inlet Valve, O/D Std.	A910E1386F)		
	Seat Insert, Inlet Valve, O/D + 0.001"	B910E1386F) 8	8	
	Seat Insert, Inlet Valve, O/D + 0.002"	C910E1386F)		
	Seat Insert, Inlet Valve, O/D + 0.005"	D910E1386F)		
024	Stub Pipe, Water Outlet	A908E1281F	1		
025	Adapter, Water Outlet	A907E1845P		1	U.S.A. Turbo 40.05A Page 1
027	Roll Pin, Cyl. Head to Cam Hsg.	A075W6097Z	2	2	
028	'O' Ring	A907E6202Z	2	2	
029	Setscrew, Oil Gallery Plug	A075W1036Z	1		

ILLUS. NO.	DESCRIPTION	PART NUMBER	QUANTITY		REMARKS
			'CARB'	H.C.I.	
40.05A					
030	'O' Ring, Oil Gallery Plug	A907E6202Z	1		
031	Washer, Flat, Oil Gallery Plug	A075W4020Z	1		
	Plug, 1/8" BSP, Front Oilway Blanking	A907E6023Z		1	
032	Stud, M8, Cam Hsg. to Head	A911E0227Z	4	4	
033	Seat, Valve Spring	A907E0316Z	16	16	
034	Spring, Valve, Inner	A912E0023F	16	16	
035	Spring, Valve, Outer	A912E0022F	16	16	
036	Retainer, Valve Spring	A912E0021F	16	16	
037	Collet, Inlet Valve	A907E6040Z	16	16	
038	Collet, Exhaust Valve	A910E6377F	16	16	
039	Valve, Inlet	A912E0019F	8	8	
040	Valve, Exhaust	B910E1383F	8	8	
041	Gasket, Cylinder Head	B907E0026Z	1	1	
042	Washer, Cylinder Head to Block	A907E0031Z	10	10	
043	Nut, M12, Cylinder Head to Block	A075W3025Z	10	10	
044	Stud, Exhaust Manifold to Head	C907E0635F	12	12	
046	Stud, Inlet Manifold to Head	A907E1027K	9		
	Stud, M8, Inlet Manifold to Head	A912E2022		5	



USA TURBO (CARB)
 4007A

Updated 2nd February 2015

ILLUS. NO.	DESCRIPTION	PART NUMBER	QUANTITY		REMARKS
			'CARB'		
40.07A					
1	Camshaft Housing, Exhaust	B911E1328K	1		
3	Camshaft Housing, Inlet	B911E1329K	1		
4	Camshaft '107'	A912E0107F	2		
5	Woodruff Key, Pulley to Camshaft	A907E6025Z	2		
6	Plug, Camshaft Front	A907E6069F	2		
8	Thrust Washer, 0.173 - 0.175"	A907E0619Z))	
	Thrust Washer, 0.175 - 0.177"	A907E0620Z)1)	Inlet Camshaft Endfloat Control
	Thrust Washer, 0.177 - 0.179"	A907E0621Z))	
	Thrust Washer, 0.179 - 0.181"	A907E0622Z))	
11	Dowel, Thrust Washer/Camshaft	A907E0476Z	1	>	
12	Setscrew, M10, Thrust Washer to Cam	A075W1046Z	1	>	Inlet Camshaft
13	Washer, Spring	A075W4037Z	1	>	
14	Tappet	X026E0024Z	16		
15	Shim, Tappet (Selective)		16		See 40.07A Page 3
16	Rear Cover, Camshaft Housing	A907E0090Y	1	>	
17	'O' Ring, Rear cover	A907E6027Z	1	>	Inlet Camshaft
18	Bolt, M6 x 20, Heatshield/Cover/Hsg.	A075W2028Z	4	>	
21	Washer, Spring	A075W4035Z	4	>	
23	'Torx' Bolt, Housing to Lead	B911E1311F	16		
24	Washer, Flat, Housing to Lead	A075W4020Z	4		
25	Nut, M8, Housing to Lead	A075W3021Z	4		
26	Stud, Cam Cover to Housing	A912E1363	6		
27	Screw, Chromed, Cam Cover Hsg.	A911E1333F	6		
28	Rubber Washer, Cam Cover Screw	A912E6406F	6		
29	Gasket, Cam Cover to Hsg.	A911E0001F	2		
30	Cam Cover, Inlet	A910E9035J	1		
31	Cam Cover, Exhaust	A910E1777K	1		
32	Stud, Air Rail Bracket to Cam Cover	A912E1363F	2		
33	Spacer, Air Rail Bracket to Cam Cover	A907E0696F	2		

ILLUS. NO.	DESCRIPTION	PART NUMBER	QUANTITY		REMARKS
			'CARB'		
40.07A					
34	Plng, M20, Torx Bolt Access	A911E6343F		10	
35	Washer, 'Dowty', Plug Sealing	A910E6553F		10	
36	Oil Seal, Camshaft Front	B907E6042F		2	
37	Snubber, Inlet Cam Pulley	A907E1107F		1	
38	Eccentric Adjuster, Snubber	A907E1108F		1	
39	Stud, Snubber Fixing	A907E1027K		2	
40	Washer, Flat, Snubber Fixing	A075W4020Z		2	
41	Nut, M8, Snubber Fixing	A075W3021Z		2	
43	Cap, Oil Filler	A026E0415Z		1	
44	Setscrew, M5 x 12, Cap Retention	A075W1021Z		1	
45	Washer, Flat, Cap Retention	A075W4013Z		1	
46	Washer, Shakeproof, Cap Retention	A075W4046Z		1	
	Gasket, Filler Cap	A026E0325Z		1	
50	Spindle, Pulley Hub to Camshaft	B907E1177F		1	
51	Thrust Washer, 0.173 - 0.175"	A907E1180F))
	Thrust Washer, 0.175 - 0.177"	A907E1181F) 1) Exhaust Camshaft End Float Control
	Thrust Washer, 0.177 - 0.179"	A907E1182F))
	Thrust Washer, 0.179 - 0.181"	A907E1183F))
52	Dowel, Thrust Washer/Hub/Camshaft	A026E6104Z		1	
53	Hub, Air Pump Pulley to Exhaust Camshaft	A907E1176F		1	
54	Nut, Locking, Hub to Camshaft	A075W3035Z		1	
	Washer, Plain, Hub to Camshaft	A075W4020Z		1	
55	Seal Housing, Exhaust Cam Rear	B907E1179F		1	
56	Oil Seal, Exhaust Cam Rear	A907E6288F		1	Black. R/B A910E6745F
	Oil Seal, Exhaust Cam Rear	A910E6745F		1	Red.
57	'O' Ring, Seal Hsg. to Cam Hsg.	A907E6289F		1	
64	Setscrew, H.T. Cable Clip to Cam Cover	A075W1021Z		1	
65	Washer, H.T. Cable Clip to Cam Cover	A075W4011Z		1	

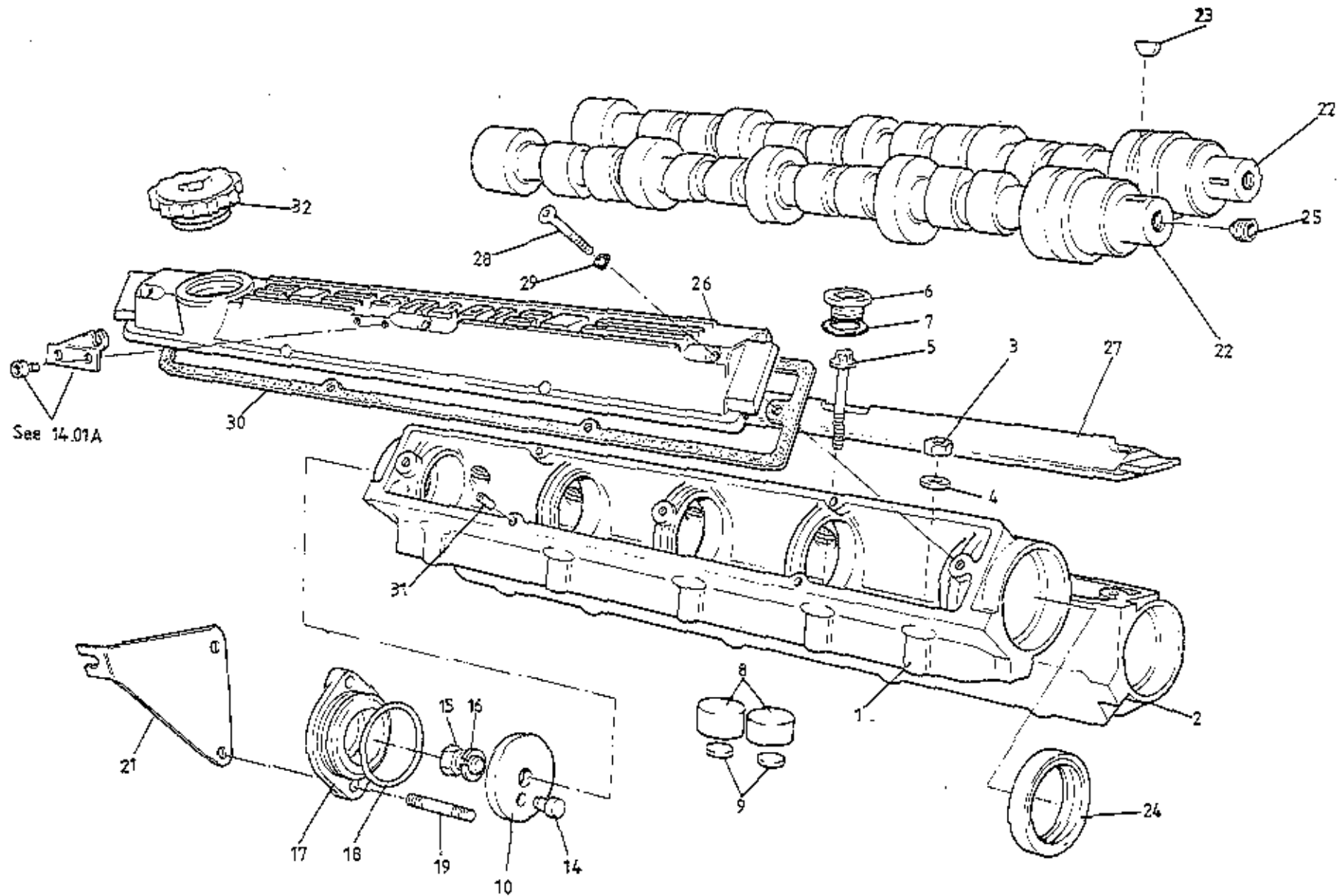
40.07A
Item 015

TAPPET SHIMS

Shim	Part No.	Shim	Part No.	Shim	Part No.	Shim	Part No.
0.060in	A026E6160Z	0.083in	A026E6183Z	0.106in	A026E6206Z	0.129in	A026E6229Z
0.061in	A026E6161Z	0.084in	A026E6184Z	0.107in	A026E6207Z	0.130in	A026E6230Z
0.062in	A026E6162Z	0.085in	A026E6185Z	0.108in	A026E6208Z	0.131in	A026E6231Z
0.063in	A026E6163Z	0.086in	A026E6186Z	0.109in	A026E6209Z	0.132in	A026E6232Z
0.064in	A026E6164Z	0.087in	A026E6187Z	0.110in	A026E6210Z	0.133in	A026E6233Z
0.065in	A026E6165Z	0.088in	A026E6188Z	0.111in	A026E6211Z	0.134in	A026E6234Z
0.066in	A026E6166Z	0.089in	A026E6189Z	0.112in	A026E6212Z	0.135in	A026E6235Z
0.067in	A026E6167Z	0.090in	A026E6190Z	0.113in	A026E6213Z	0.136in	A026E6236Z
0.068in	A026E6168Z	0.091in	A026E6191Z	0.114in	A026E6214Z	0.137in	A026E6237Z
0.069in	A026E6169Z	0.092in	A026E6192Z	0.115in	A026E6215Z	0.138in	A026E6238Z
0.070in	A026E6170Z	0.093in	A026E6193Z	0.116in	A026E6216Z	0.139in	A026E6239Z
0.071in	A026E6171Z	0.094in	A026E6194Z	0.117in	A026E6217Z	0.140in	A026E6240Z
0.072in	A026E6172Z	0.095in	A026E6195Z	0.118in	A026E6218Z	0.141in	A026E6241Z
0.073in	A026E6173Z	0.096in	A026E6196Z	0.119in	A026E6219Z	0.142in	A026E6242Z
0.074in	A026E6174Z	0.097in	A026E6197Z	0.120in	A026E6220Z	0.143in	A026E6243Z
0.075in	A026E6175Z	0.098in	A026E6198Z	0.121in	A026E6221Z	0.144in	A026E6244Z
0.076in	A026E6176Z	0.099in	A026E6199Z	0.122in	A026E6222Z	0.145in	A026E6245Z
0.077in	A026E6177Z	0.100in	A026E6200Z	0.123in	A026E6223Z	0.146in	A026E6246Z
0.078in	A026E6178Z	0.101in	A026E6201Z	0.124in	A026E6224Z	0.147in	A026E6247Z
0.079in	A026E6179Z	0.102in	A026E6202Z	0.125in	A026E6225Z	0.148in	A026E6248Z
0.080in	A026E6180Z	0.103in	A026E6203Z	0.126in	A026E6226Z	0.149in	A026E6249Z
0.081in	A026E6181Z	0.104in	A026E6204Z	0.127in	A026E6227Z	0.150in	A026E6250Z
0.082in	A026E6182Z	0.105in	A026E6205Z	0.128in	A026E6228Z		

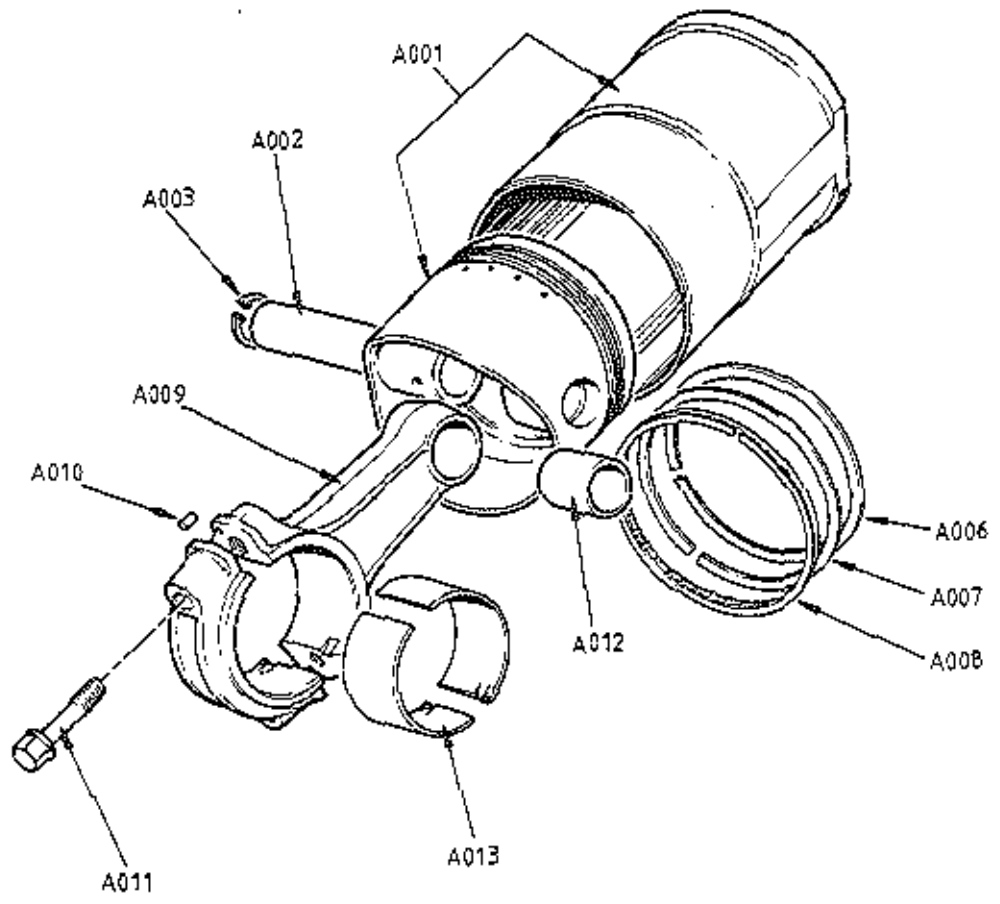
U.S.A. Turbo
40.07A
Page 3

TU3AAH



USA
 TURBO (HCI)
 40.07B

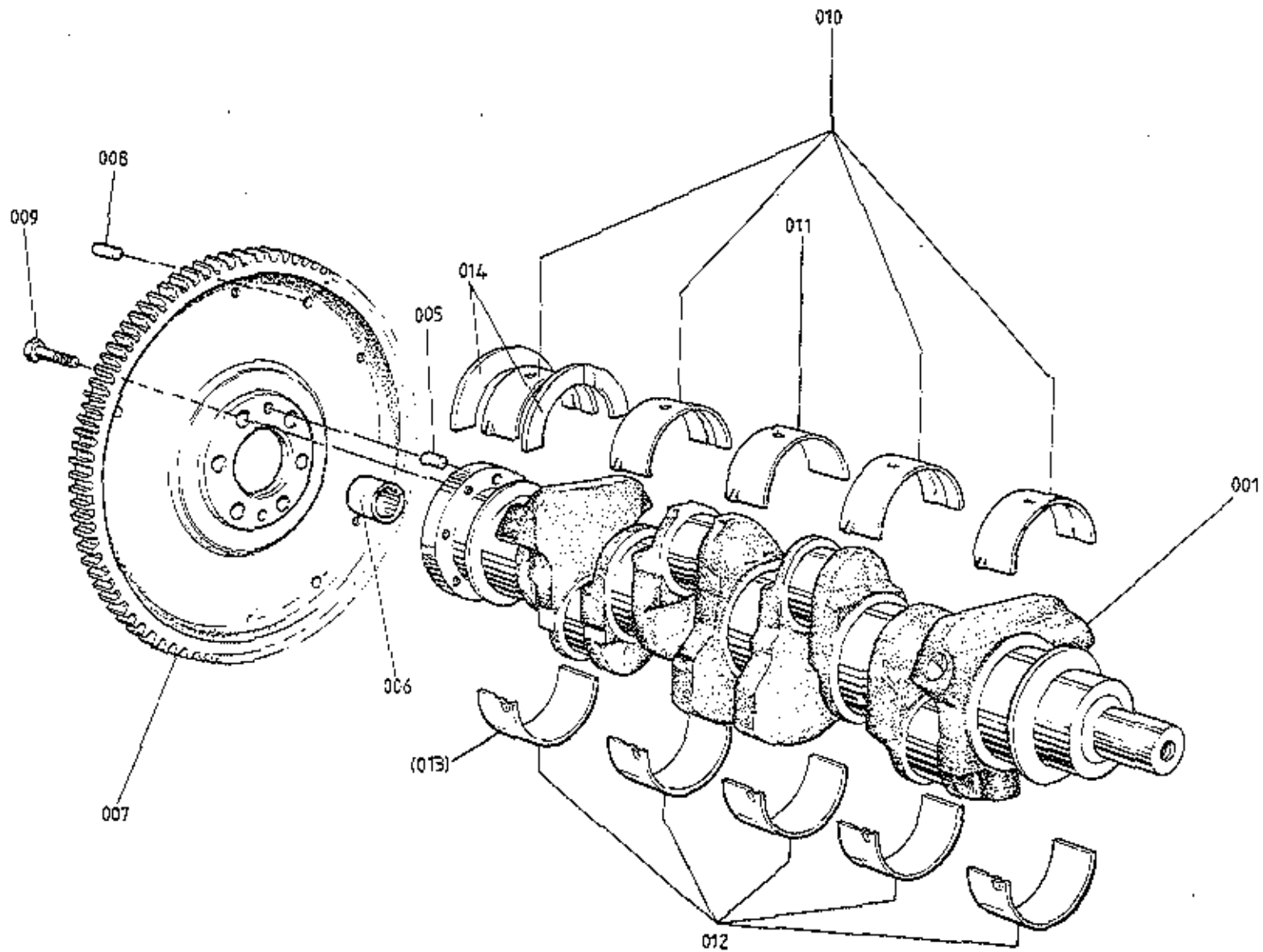
ILLUS. NO.	DESCRIPTION	PART NUMBER	QUANTITY		REMARKS
			H.C.I.		
40.07B					
1	Camshaft Housing, Inlet	A912E2034K		1	
2	Camshaft Housing, Exhaust	A912E2033K		1	
3	Nut, M8, Cam Housing to Head	A075W3021Z		4	
4	Washer, 8mm, Cam Housing to Head	A075W4020Z		4	
5	Torx Bolt, Cam Housing to Head	B911E1311F		16	
6	Plug, M20, Torx Bolt Access	A911E6343F		10	
7	'O' Ring, Access Plug	A912E6694		10	
8	Tappet	X026E0024Z		16	
9	Shim, Tappet, see 40.07A Page 3			16	
10	Thrust Washer, 0.173 - 0.175"	A907E0619Z)		
	Thrust Washer, 0.175 - 0.177"	A907E0620Z)	2	Camshaft Endfloat Control
	Thrust Washer, 0.177 - 0.179"	A907E0621Z)		
	Thrust Washer, 0.179 - 0.181"	A907E0622Z)		
14	Dowel, Thrust Washer/Camshaft	A907E0476Z		2	
15	Setscrew, M10, Thrust Washer to Camshaft	A075W1046Z		2	
16	Spring Washer, Thrust Washer to Camshaft	A075W4037Z		2	
17	Rear Cover, Camshaft Housing	A907E0090Z		2	
18	'O' Ring, Rear Cover	A907E6027Z		2	
19	Stud, Cam Housing Rear	A912E2043F		4	
21	Bracket, Diffuser Support	A910E2233F		1	
	Washer, Plain, Bracket to Diffuser	A075W4013Z		1	
	Nut, Nyloc, M6, Bracket to Diffuser	A075W3020Z		1	
22	Camshaft, (Type '107')	A912E0107Z		2	
23	Woodruff Key, Camshaft Pulley	A907E6025Z		2	
24	Oil Seal, Camshaft Front	B907E6042F		2	
25	Blanking Plug, Camshaft Front	A907E6069F		2	
26	Cam Cover, Inlet	A912E2036K		1	
27	Cam Cover, Exhaust	A912E2035		1	
28	Screw, Cam Cover Fix	B912E2037		6	
29	'O' Ring, Cam Cover Fixing Screws	A912E6695		6	
30	Gasket, Cam Cover to Housing	A912E2040		2	
31	Spiral Pin, Gasket Location	A079W6245F		8	U.S.A. Turbo (H.C.I.)
32	Oil Filler Cap Inc. Seal	A910E6779F		1	40.07B
	Seal, Oil Filler Cap			1	



USA TURBO
4009A

ILLUS. NO.	DESCRIPTION	PART NUMBER	QUANTITY		REMARKS
			'CARB'	H.C.I.	
40.09A					
A001	Piston & Liner Assembly	B910E0778F	4) Includes Items up to A008 inc.)
A002	Piston & Liner Assembly	A910E9192F		4	
A002	Gudgeon Pin	B907E0405H	4		
A003	Gudgeon Pin	A910E2170H		4	
A003	Circlip, Gudgeon Pin	A907E6022H	8		
A006	Circlip, Gudgeon Pin	A910E6781F		8	
A006	Compression Ring, Top	A911E0401H	4		Internal Top Bevel
A007	Compression Ring, Top	A910E2193F		4	
A007	Compression Ring, Second	A911E0402H	4		Internal Top Bevel
A008	Compression Ring, Second	A910E2194F		4	
A008	Oil Control Ring	B907E0404H	4		
A009	Oil Control Ring	A910E2195F		4	
A009	Connecting Rod	A910E0714F	4		R/B B910E0714F
A010	Connecting Rod	B910E0714F		4	Includes Items up to A012 inc.
A010	Dowel, Cap to Rod	A907E0339H	8	8	
A011	Bolt, Cap to Rod	A907E0344H	8	8	
A012	Bush, Small End	A907E0357H	4	4	
A013	Bearing Shell, 'Big End' - Std.	A907E0342F)		
	Bearing Shell, 'Big End' - 0.010"	A907E0540F) 8	8	
	Bearing Shell, 'Big End' - 0.020"	A907E0541F)		

U.S.A. Turbo
40.09A



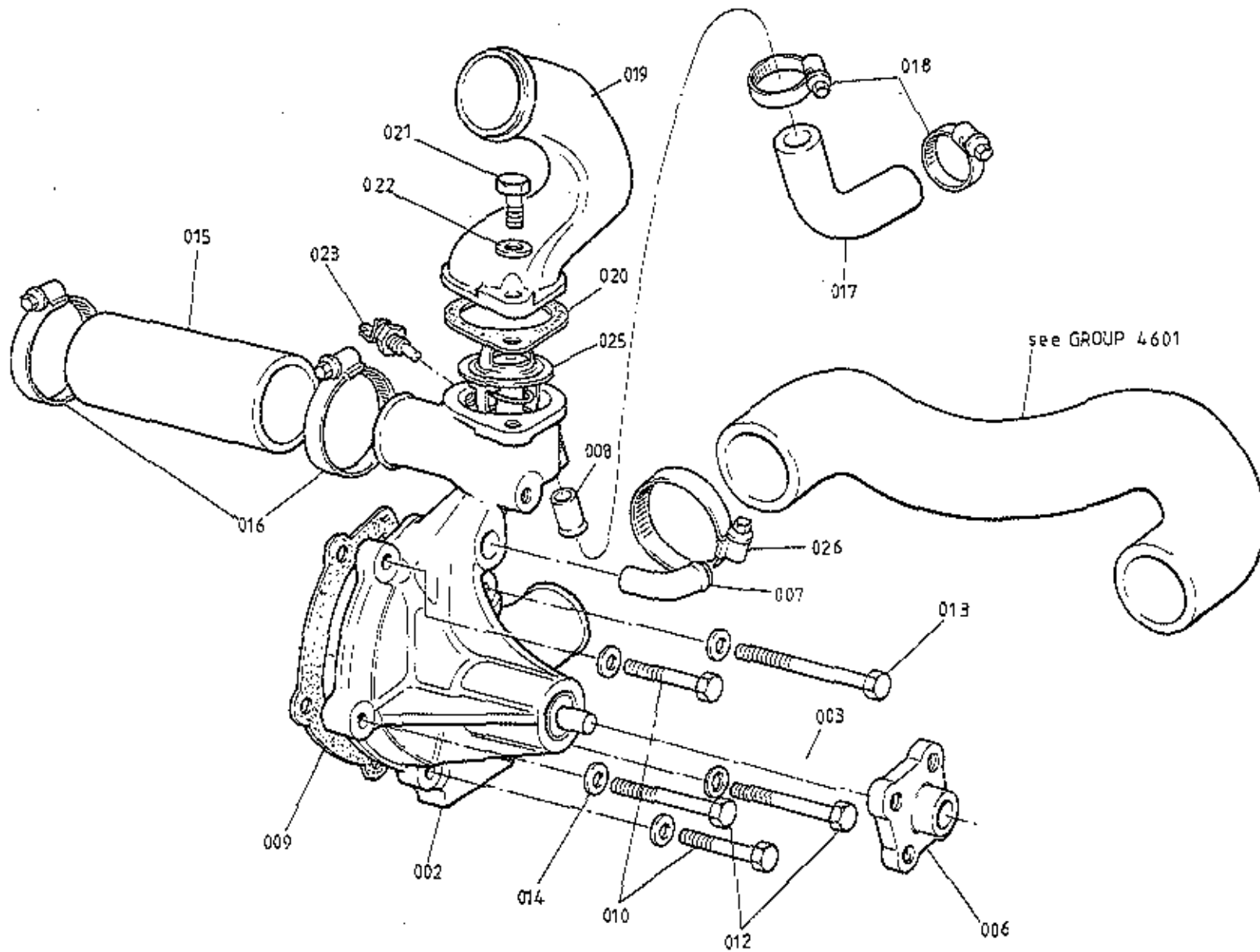
USA
TURBO
4011A

ILLUS. NO.	DESCRIPTION	PART NUMBER	QUANTITY		REMARKS
			ALL		
40.11A					
001	Crankshaft (Including Dowels and Spigot Bearing)	A910E0897J	1		
005	Dowel, Crank to Flywheel	A907E6015F	2		
006	Spigot Bearing	A907E6319F	1		
007	Flywheel, (integral ring gear)	B910E1432F	1		
008	Dowel, Flywheel to Clutch	A907E6084Z	3		
009	Bolt, Flywheel to Crank	A907E6020Z	6		
010	Shell, Main Bearing, Std. I/D, Std. O/D	A907E0336Z	4		(Groove/Hole) Upper, except Centre
011	Shell, Main Bearing, Std. I/D, Std. O/D	A911E1315F	1		(Plain/Hole) Upper, Centre
012	Shell, Main Bearing, Std. I/D, Std. O/D	A907E1170F	4/5		(Plain) Lower. Qty. 5 from Engine No. 20874
013	Shell, Main Bearing, Std. I/D, Std. O/D	A912E1993S	1		(Plain/Notch) Rear Lower* up to Engine No. 20874
	Shell, Main Bearing - 0.010" I/D, Std. O/D	A907E0538Z	4		(Groove/Hole) Upper, except Centre
	Shell, Main Bearing - 0.010" I/D, Std. O/D	A911E1317F	1		(Plain/Hole) Upper, Centre
	Shell, Main Bearing - 0.010" I/D, Std. O/D	A907E1172F	4/5		(Plain) Lower. Qty. 5 from Engine No. 20874
	Shell, Main Bearing - 0.010" I/D, Std. O/D	A912E1994S	1		(Plain/Notch) Rear Lower* up to Engine No. 20874
	Shell, Main Bearing - 0.020" I/D, Std. O/D	A907E0539Z	4		(Groove/Hole) Upper, except Centre
	Shell, Main Bearing - 0.020" I/D, Std. O/D	A911E1318F	1		(Plain/Hole) Upper, Centre
	Shell, Main Bearing - 0.020" I/D, Std. O/D	A907E1173F	4/5		(Plain) Lower. Qty. 5 from Engine No. 20874
	Shell, Main Bearing - 0.020" I/D, Std. O/D	A912E1985S	1		(Plain/Notch) Rear Lower* up to Engine No. 20874

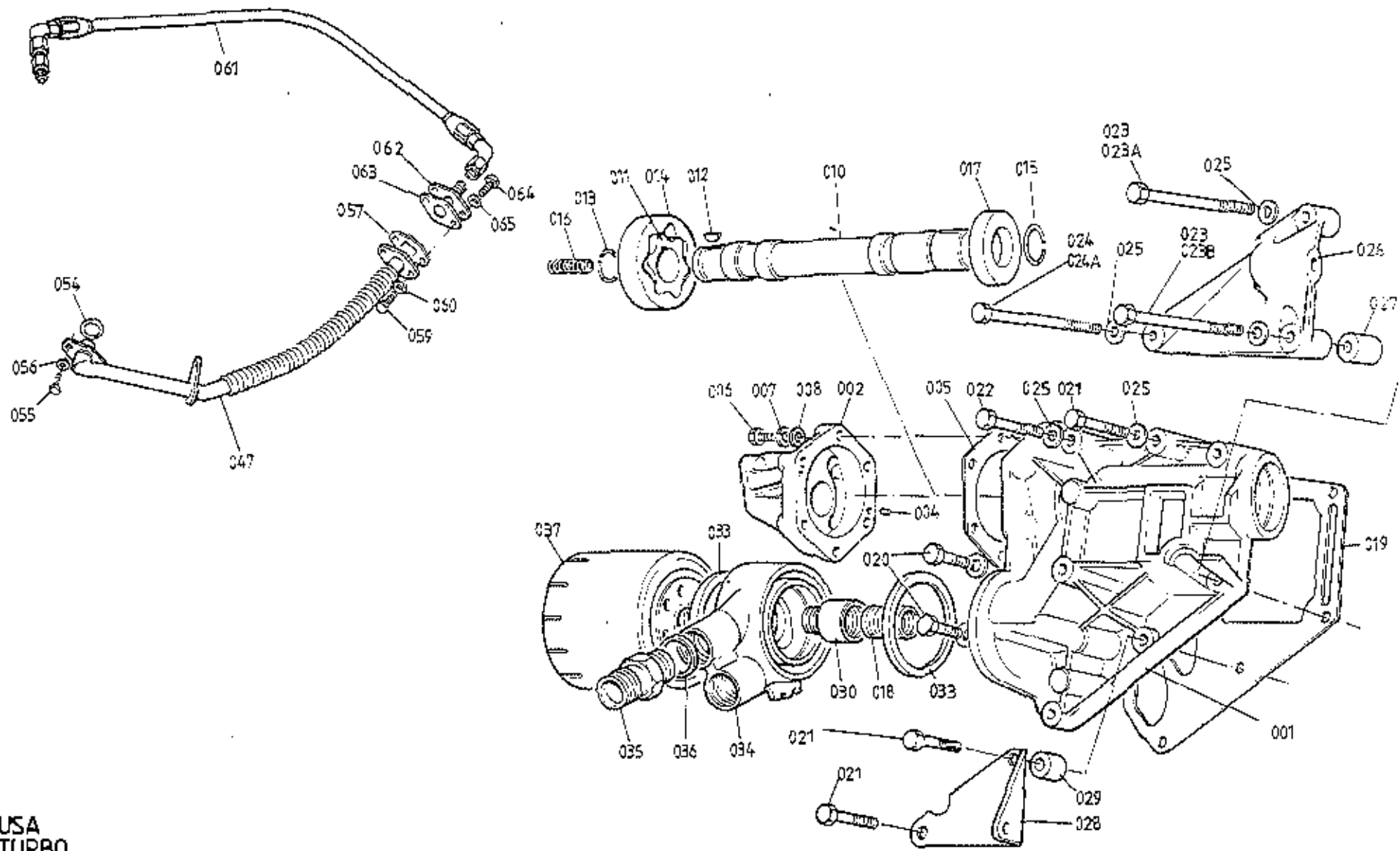
*See Service Bulletin 1983/24

ILLUS. NO.	DESCRIPTION	PART NUMBER	QUANTITY		REMARKS
			ALL		
40.11A	Shell, Main Bearing, Std. I/D, + 0.015" O/D	A907E0675Z	4		(Groove/Hole) Upper, except Centre (Plain/Hole) Upper, Centre (Plain) Lower. Qty. 5 from Engine No. 20874 (Plain/Notch) Rear Lower* up to Engine No. 20874
	Shell, Main Bearing, Std. I/D, + 0.015" O/D	A911E1316F	1		
	Shell, Main Bearing, Std. I/D, + 0.015" O/D	A907E1171F	4/5		
	Shell, Main Bearing, Std. I/D, + 0.015" O/D	A912E1996S	1		
	Shell, Main Bearing, Std. I/D, +	B907E0675Z	4		(Groove/Hole) Upper, except Centre (Plain/Hole) Upper, Centre (Plain) Lower. Qty. 5 from Engine No. 20874 (Plain/Notch) Rear Lower* up to Engine No. 20874
	Shell, Main Bearing, Std. I/D, +	B911E1316F	1		
	Shell, Main Bearing, Std. I/D, +	B907E1171F	4/5		
	Shell, Main Bearing, Std. I/D, +	A912E1997S	1		
	Shell, Main Bearing, Std. I/D, +	C907E0685Z	4		(Groove/Hole) Upper, except Centre (Plain/Hole) Upper, Centre (Plain) Lower. Qty. 5 from Engine No. 20874 (Plain/Notch) Rear Lower* up to Engine No. 20874
	Shell, Main Bearing, Std. I/D, +	C911E1316F	1		
	Shell, Main Bearing, Std. I/D, +	C907E1171F	4/5		
	Shell, Main Bearing, Std. I/D, +	A912E1998S	1		
014	Thrust Washer, Crank, Standard	A907E1000Z)		
	Thrust Washer, Crank, + 0.0025"	A907E1001Z)		
	Thrust Washer, Crank, + 0.0050"	A907E1002Z) 2		
	Thrust Washer, Crank, + 0.0075"	A907E1003Z)		
	Thrust Washer, Crank, + 0.0100"	A907E1004Z)		

*See Service Bulletin 1983/24



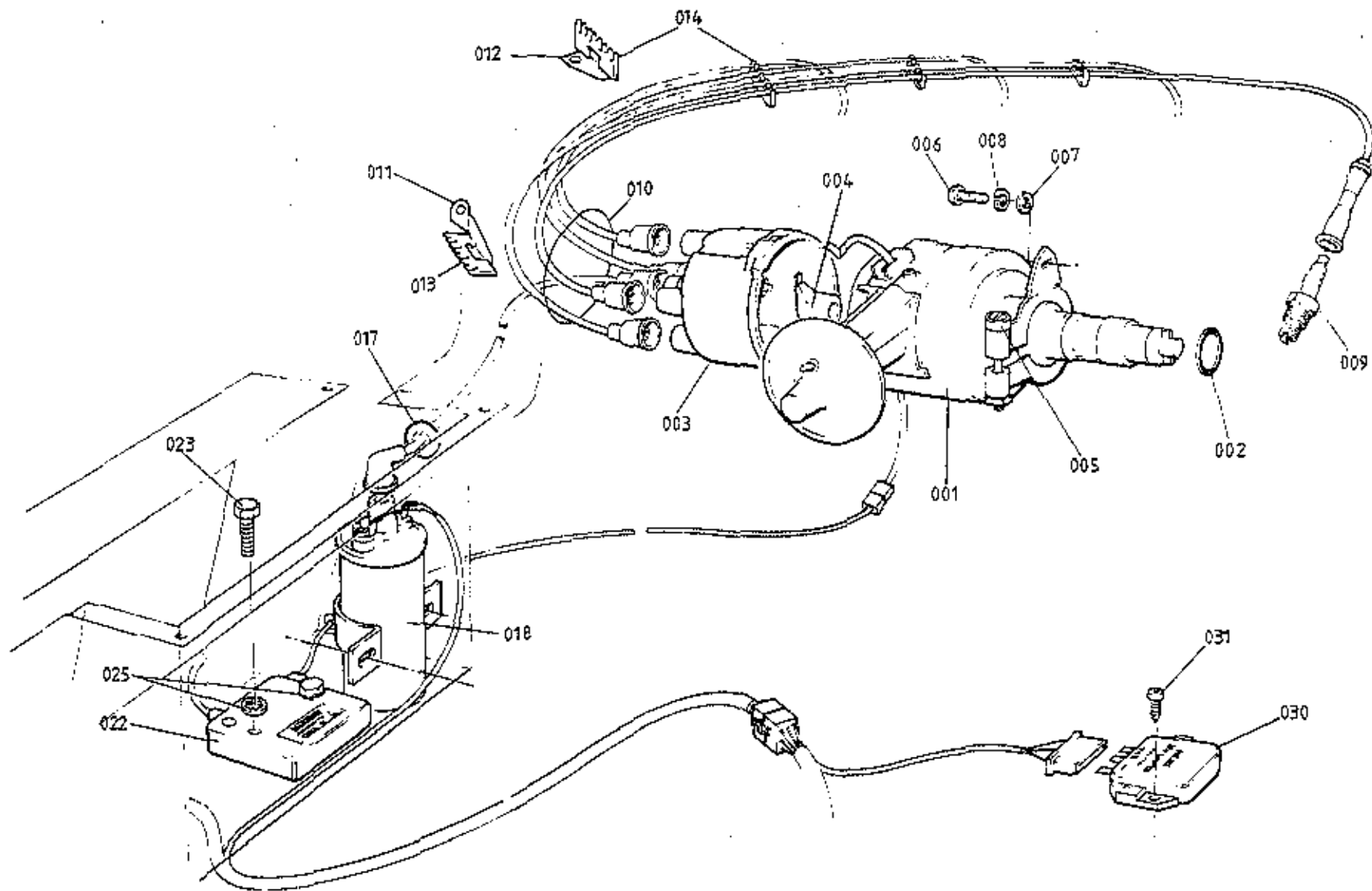
USA TURBO
 4013A



USA
TURBO
4015 A

ILLUS. NO.	DESCRIPTION	PART NUMBER	QUANTITY		REMARKS
			'CARB'	H.C.I.	
40.15A					
001	Auxiliary Housing and Oil Pump Assembly	B907E0859F	1	1	inc. item upto & inc. 018
002	Auxiliary Housing	A907E1092H	1	1	
002	Oil Pump Housing Assembly	E907E0803H	1	1	inc. relief valve
004	Dowel, Pump Body to Aux. Hsg.	A907E0530F	2	2	
005	Gasket, Pump Body to Aux. Hsg.	A907E0474H	1	1	
006	Bolt, M6 x 30, Pump to Aux. Hsg.	A075W2028F	6	6	
007	Washer, Spring, Pump to Aux. Hsg.	A075W4035H	6	6	
008	Washer, Flat, Pump to Aux. Hsg.	A075W4013F	6	6	
	Shaft & Rotor Assembly	B907E0785F	1	1	inc. key & circlip
010	Auxiliary Shaft	E907E0291H	1	1	
011	Rotor, Oil Pump	A907E0472F	1	1	R/B A910E2659S
012	Woodruff Key, Oil Pump Rotor	A907E6001F	1	1	
013	Circlip, Rotor to Shaft	A907E6101F	1	1	
014	Annulus, Oil Pump	A907E0473H	1	1	R/B A910E2659S
015	Circlip, Pulley Abutment	A907E6067H	1	1	
016	Spring, Dist. Drive/Aux. Shaft	A907E0192H	1	1	
017	Oil Seal, Aux. Shaft Front	A907E6064H	1	1	
018	Adaptor Union, Oil Filter	A907E0249H	1	1	
019	Gasket, Aux. Hsg. to Cylinder Block	D907E0442F	1	1	
020	Setscrew, M8 x 25, Housing to Block	A075W1039Z	2	2	
021	Bolt, M8 x 40, Housing to Block	A075W2039Z	3	3	
022	Bolt, M8 x 60, Housing to Block	A075W2043Z	1	1	
023	Bolt, M8 x 90, Alt. Brkt./Housing/Block	A075W2048Z	2		Used with Alternator Bracket A910E1760K
	Bolt, M8 x 100, Alt. Brkt./Housing/Block	A075W2049Z	2		Used with Alternator Bracket B910E1760K
023A	Bolt, M8 x115, Alt. Brkt./Housing/Block	A075W2047Z		1	
023B	Bolt, Socket Head, M8 x 100, Brkt/Hsg./Block	A082W7043F		1	
024	Bolt, M8 x 100, Alt. Brkt./Housing/Block	A075W2049Z	1		
024A	Bolt, M8 x 105, Alt. Brkt./Housing/Block	A075W2077Z		1	
025	Washer, Flat, Aux. Hsg. Fixings	A075W4020Z	7	6	

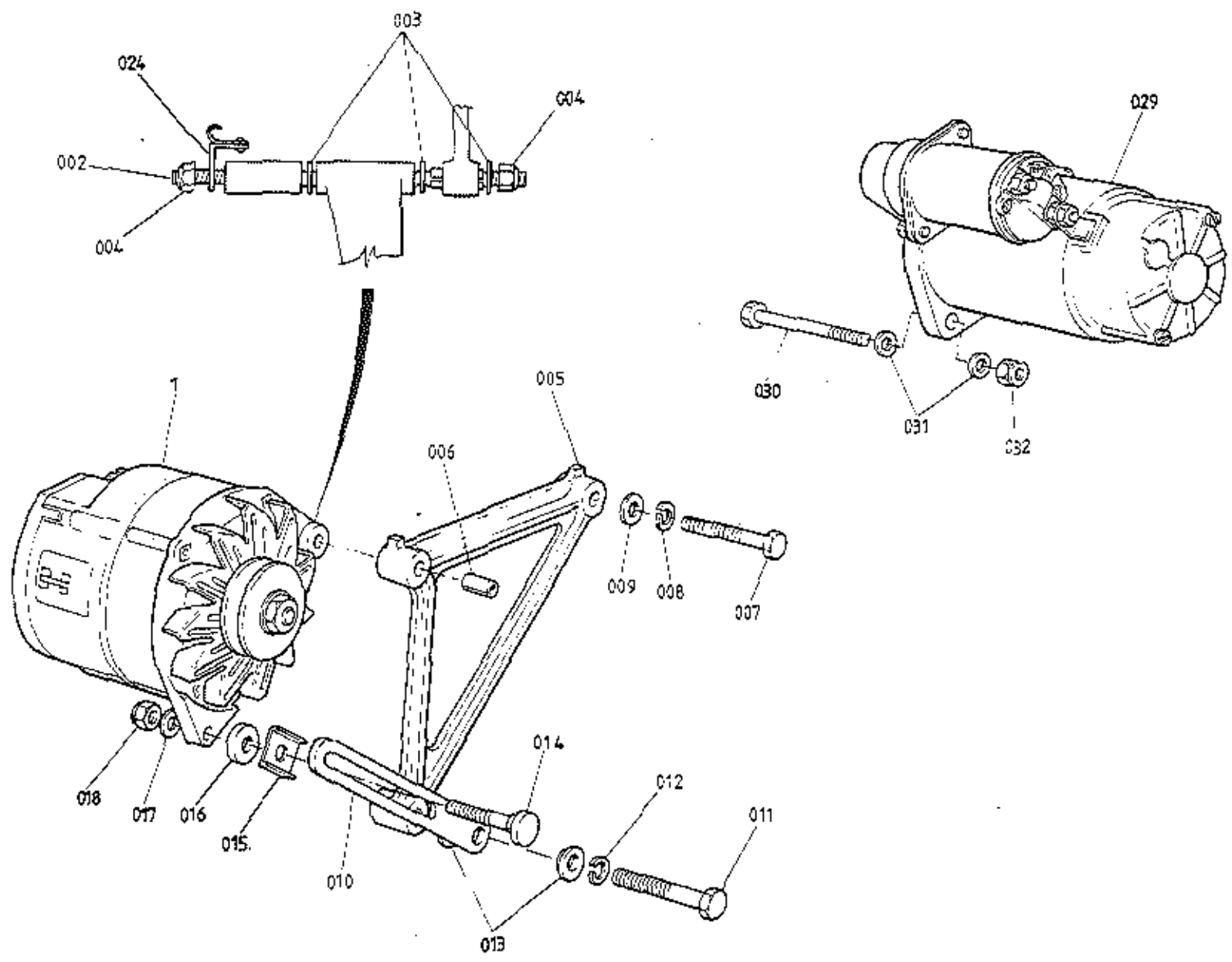
ILLUS. NO.	DESCRIPTION	PART NUMBER	QUANTITY		REMARKS
			'CARB'	H.C.I.	
40.15A					
026	Mounting Bracket, Alternator	A910E1760K	1		R/B B910E1760K
	Mounting Bracket, Alternator	E910E1760K	1		
	Mounting Bracket, Alternator	C910E1760K		1	
027	Spacer, Alt. Brkt. to Hsg.	A907E1094F	1	1	
028	Bracket, A/C Compressor Rear	B912E1379K	1	1	
029	Spacer, Comp. Brkt. to Hsg.	B912E1378K	1	1	
030	Extension Union, Oil Filter	B907E0571F	1	1	
033	Sealing Ring, Filter/Adaptor/Housing	A907E6167F	1	2	
034	Adaptor, Oil Cooler	A907E1248K	1	1	
035	Union, Oil Cooler Pipes	A907E6300F	2	2	
036	Washer, Union to Adaptor	B907E6301F	2	2	
037	Oil Filter	A907E6000F	1		
	Oil Filter	B907E6000F		1	
047	Pipe, Oil Drain, Turbo to Sump	B910E0990J	1		R/B C910E0990J
	Pipe, Oil Drain, Turbo to Sump	C910E0990J	1	1	
054	'O' Ring, Drain Pipe to Sump	A910E6491F	1	1	
055	Setscrew, M6 x 16, Pipe to Sump	A075W1028Z	2	2	
056	Washer, Spring, Pipe to Sump	A075W4035Z	2	2	
057	Gasket, Drain Pipe to Turbo	A910E6375H	1	1	
059	Setscrew, M8 x 20, Pipe to Turbo	A075W1038Z	2	2	
060	Washer, Spring, Pipe to Turbo	A075W4036Z	2	2	
061	Hose Assembly, Turbo Oil Feed	B910E1403F	1	1	
062	Flange Adaptor, Turbo to Oil Feed Hose	A910E1545F	1	1	
063	Gasket, Flange Adaptor to Turbo	A910E6374H	1	1	
064	Setscrew, M8 x 20, Flange to Turbo	A075W1038Z	2	2	
065	Washer, Spring, Flange to Turbo	A075W4036Z	2	2	



USA TURBO
40.17A

ILLUS. NO.	DESCRIPTION	PART NUMBER	QUANTITY		REMARKS
			'CARB'	H.C.I.	
40.17A					
001	Distributor Assy. (Lucas Constant Energy)	A910E6614F	1		
	Distributor Assy. (Lucas Constant Energy)	A910E9212J		1	
002	'O' Ring, Distributor Spigot	A907E6251F	1	1	
003	Distributor Cap	B907E6329H	1	1	
004	Rotor Arm	A912E6598F	1	1	
006	Screw, Anti-Tamper, Distributor Clamp/Engine	A910E6652F	1	1	
007	Washer, Flat, Distributor Clamp/Engine	A075W4013Z	1	1	
008	Washer, Spring, Distributor Clamp/Engine	A075W4035Z	1	1	
	Washer, Anti-Tamper, Cap Fixing	A910E1810F	1	1	
	Cap, Anti-Tamper, Distributor Clamp/Engine	A910E6653F	1	1	
009	Spark Plug, NGK, BPR 6EY	A910E6616F	4	4	
010	Ignition Harness, H.T.	B910E9031F	1		R/B A910E9197F
	Ignition Harness, H.T.	A910E9197F	1	1	
011	Bracket, H.T. Clip to Inlet Manifold	A910E1904F	1		
012	Bracket, H.T. Clip to Cam Cover	A910E1905F	1		
013	Clip, H.T. Harness, 5 Cable	A910E6636P	2	1	One Cut 3/2
014	Clip, H.T. Harness, 4 Cable	A910E6635F	2		
017	Grommet, Coil H.T. Lead	A075U6043	1		
	Grommet, Coil H.T. Lead	XD36L6004Z		1	
018	Ignition Coil, H.T. 32 C5	A085M6198F	1	1	
	Mounting Plate, Ignition Coil	A089U1342F	1		
	Setscrew, M8 x 12, Coil to Plate	A075W1035Z	2		
	Washer, Shakeproof, Coil to Plate	A075W4048Z	2		
	Washer, Flat, Coil to Plate	A075W4020Z	2		
	Pop Rivet, Plate to Body	A076W6099F	4		
	Setscrew, M8 x 12, Coil to Body	A075W1035Z		1	
	Washer, Flat, Coil to Body	A075W4020Z		1	
	Nut, Nyloc, M8, Coil to Body	A075W3010		1	

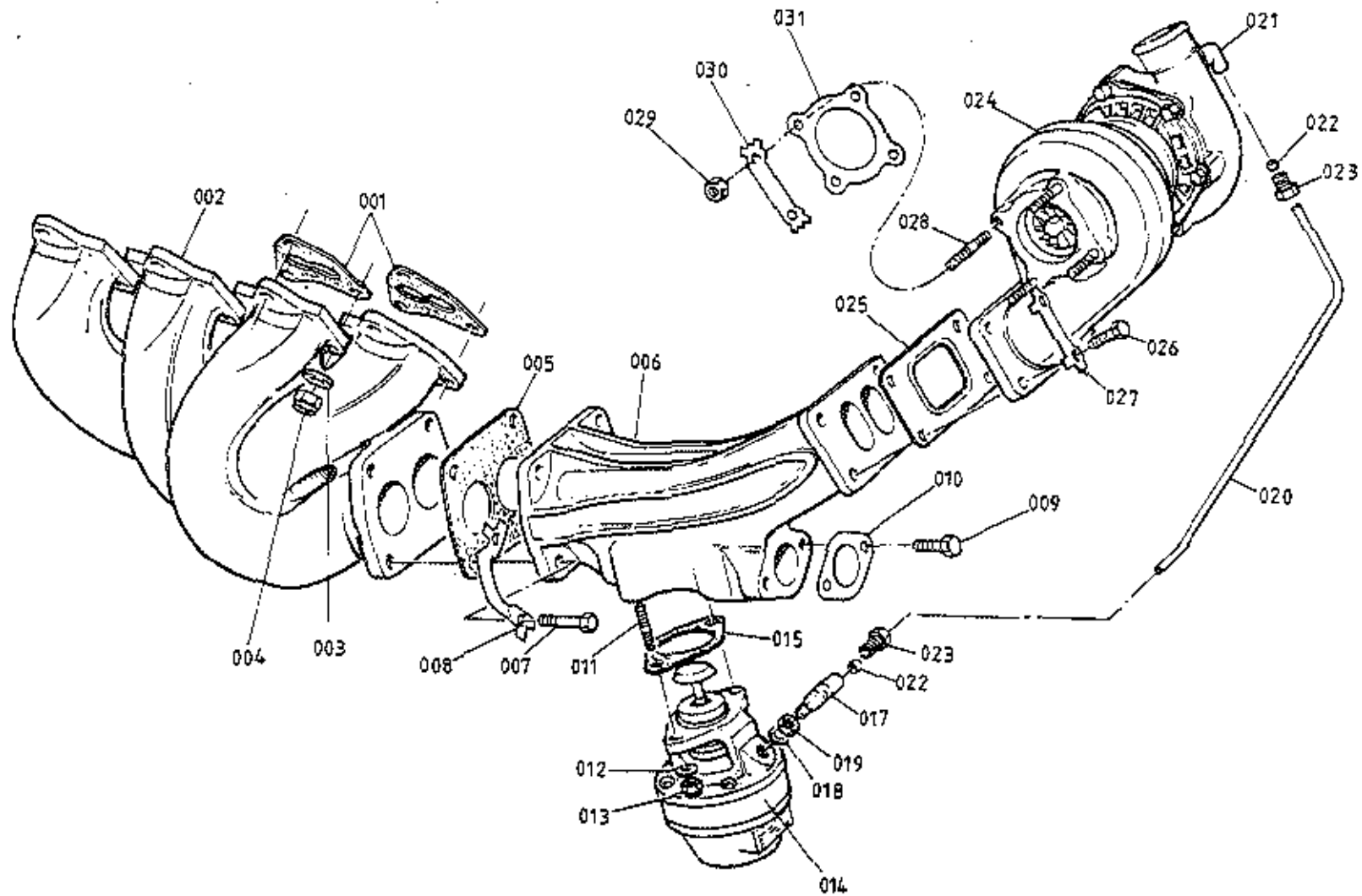
ILLUS. NO.	DESCRIPTION	PART NUMBER	QUANTITY		REMARKS
			'CARB'	H.C.I.	
40.17A					
022	Ignition Amplifier, (AB14)	A089M6036F	1	1	
	Mounting Plate, AB14	A089UL342F	1		
	Pop Rivet, Plate to Body	A076W6099F	4		
023	Bolt, M8 x 40, Amplifier Fixing	A075W2039D	2	2	
	Washer, Flat, Amplifier Fixing	A075W4020Z	2	2	
025	Washer, Shakeproof, Amplifier Fixing	A075W4048Z	2	2	
030	Engine Speed Limiter	B082M6168F	1		
031	Screw, Speed Limiter Fixing	A075W5028Z	2		



USA TURBO
40.19A

ILLUS. NO.	DESCRIPTION	PART NUMBER	QUANTITY		REMARKS
			'CARB'	H.C.I.	
40.19A					
001	Alternator & Pulley Assy. 90A	A910E6604F	1	1	
	Fan Kit, Alternator	A910E6818	1	1	
002	Stud, Alternator to Aux. Housing	B910E1797F	1	1	
003	Washer, Flat, Alternator Stud	A075W4020Z	3	4	
004	Nut, Nyloc, M8, Alternator Stud	A075W3010Z	2	2	
005	Steady Bracket, Alternator Mount	C910E1847K	1	1	
006	Split Bush, Steady Brkt./Alt. Stud	B910E1796F	1	1	
007	Bolt, M8 x 40, Steady Brkt./Water Pump	A075W2039D	1	1	
008	Washer, Spring, Brkt/Water Pump	A075W4019Z	1	1	
009	Washer, Flat, Brkt/Water Pump	A075W4036Z	1	1	
010	Strap, Alternator Adjusting	A910E1764F	1		Steel
	Strap, Alternator Adjusting	A912E2220F		1	Nylon
011	Bolt, M10 x 45, Strap/Brkt./Engine	A075W2053Z	1	1	
012	Washer, Spring, Strap Fixing	A075W4037Z	1	1	
	Washer, Flat, Strap Fixing	A075W4024Z	1		
013	Bush, Alternator Strap	A912E2222		2	
	Clamp Bolt, Alternator Strap	A910E1819F	1		R/B A910E2226F
014	Clamp Bolt, Alternator to Strap	A910E2226F	1	1	
015	Clamp Plate, Alternator to Strap	A912E2221F		1	
016	Spacer, 5.0mm, Alternator to Strap	A907E1137F	1	1	
017	Washer, Flat, Alternator Fixing	A075W4020Z	1	1	
018	Nut, Nyloc, M8, Alternator Fixing	A075W3010Z	1	1	
024	Bracket & Loom Clip Assy.	A910E9047J	1		
029	Starter Motor	B907E6179W	1	1	
030	Bolt, M10 x 75, Starter Fixing	A075W2059Z	2	2	
031	Washer, Flat, Starter Fixing	A075W4024Z	4	4	
032	Nut, Nyloc, M10, Starter Fixing	A075W3011Z	2	2	

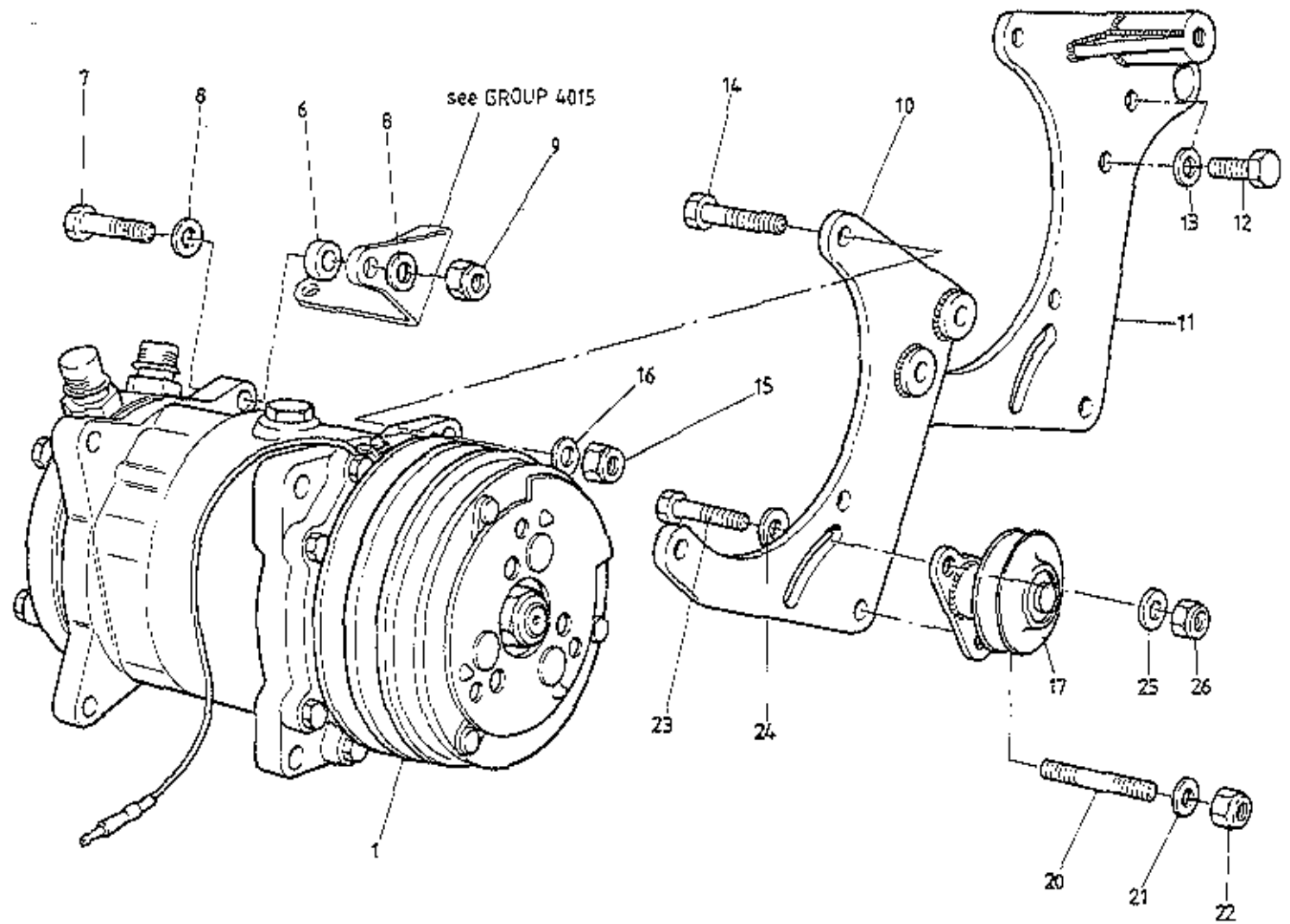
U.S.A. Turbo
40.19A



USA
TURBO
4021A

ILLUS. NO.	DESCRIPTION	PART NUMBER	QUANTITY		REMARKS
			'CARB'	H.C.I.	
40.21A					
001	Gasket, Exhaust Manifold to Head	A910E0004K	4		
002	Gasket, Exhaust Manifold to Head	A910E2235F		4	
	Manifold, Exhaust	C910E1380K	1		R/B A910E2167K
	Manifold, Exhaust	A910E2167K	1		
	Manifold, Exhaust	A910E2155K		1	
003	Washer, Flat, Manifold to Head	A075W4020Z	12		
	Lock Tab, Manifold to Head	A082W4090F		12	
004	Nut, M8, Manifold to Head	A075W3035Z	12	12	
	Nut, M8, Special	A082S6013F	4	4	Alternative Top Fixings if Insufficient Clearance for A075W3035Z
005	Gasket, Manifold to Adaptor	B910E1390F	1	1	
006	Adaptor, Wastegate	C910E1389F	1		4 x M6/2 x M8 Wastegate Fixing
	Adaptor, Wastegate	D910E1389F	1		R/B D910E1389F
	Adaptor, Wastegate	A910E2118F		1	4 x M6/2 x M10 Wastegate Fixing
007	Bolt, Adaptor to Manifold	A910E6412F	4	4	
008	Lockplate, Adaptor/Manifold Bolts	A910E1562F	2	2	
009	Bolt, Wastegate Pipe to Adaptor	A910E6414F	2		
010	Gasket, Wastegate Pipe to Adaptor	A910E1391F	1		
	Stud, Wastegate Pipe to Adapter	A910E2179F		3	
	Washer, Flat, Wastegate Pipe to Adaptor	A075W4013F		3	
	Nut, Aerotight, M6, Wastegate Pipe to Adaptor	A082W3079F		3	
011	Stud, M8, Wastegate to Adaptor	C910E6413K	2		
	Stud, M10, Wastegate to Adaptor	B910E1826F	2	2	
	Reducing Sleeve, 10/8mm, Wastegate to Adaptor	A910E1976F	2		Use to Fit M10 Wastegate with M8 Studs
012	Washer, 8mm, Wastegate to Adaptor	A075W4020Z	2		
	Washer, 10mm, Wastegate to Adaptor	A075W4024F	2	2	
013	Nut, M8, Wastegate to Adaptor	A075W3022Z	2		
	Nut, M10, Wastegate to Adaptor	A079W3071F	2	2	

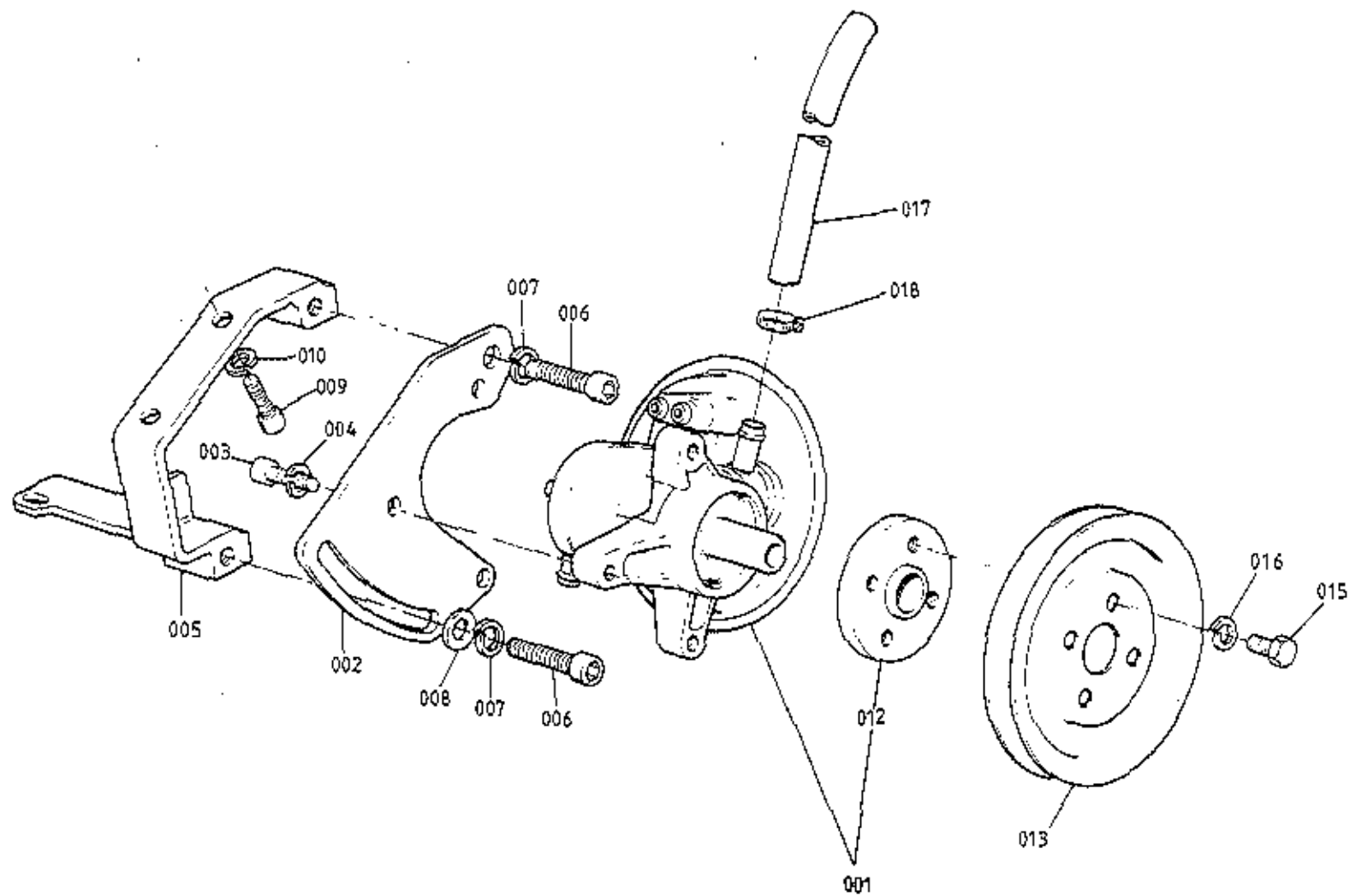
ILLUS. NO.	DESCRIPTION	PART NUMBER	QUANTITY		REMARKS
			'CARB'	H.C.I.	
40.21A					
014	Wastegate Assembly, 2 x M8 stud fixing	D910E6373F	1		R/B E910E 6373F with reducing sleeves
	Wastegate Assembly, 2 x M10 stud fixing	E910E6373F	1		
	Wastegate Assy, 2 x M10, Stud Fixing	A910E9206F		1	
	Diaphragm, wastegate	A910E6571F	1	1	
	Gasket, diaphragm	A910E6575F	2	2	
	Nut, locking, valve stem	A910E6746F	2	2	
	Sealing Washer, diaphragm clamping	A910E6747F	2	2	
015	Gasket, wastegate to adaptor	B910E6391F	1		2 x M8 stud fixing
	Gasket, wastegate to adaptor	C910E6391F	1	1	2 x M10 stud fixing
017	Elbow, wastegate to boost control pipe	A910E6461F	1	1	
018	Copper Washer, elbow to wastegate	A910E6392F	1	1	
019	Locknut, elbow to wastegate	A910E6462F	1	1	
020	Pipe, boost control	A910E1674K	1		
	Pipe, Boost Control	A910E2160F		1	
021	Elbow, turbo to boost control pipe	A910E6460F	1	1	
022	Olive, boost control pipe	A910E6463F	2	2	
023	Sleeve Nut, boost control pipe	A910E6464F	2	2	
024	Turbocharger Assembly	C910E6372F	1	1	
025	Gasket, turbo to wastegate adaptor	A910E6376H	1	1	
026	Bolt, turbo to wastegate adaptor	A910E6415F	4	4	
027	Lockplate, turbo to wastegate adaptor	A910E1563F	2	2	
028	Stud, turbo to exhaust pipe	B910E1650K	4	4	
029	Nut, exhaust pipe to turbo	A075W3072F	4	4	
030	Lockplate, exhaust pipe to turbo	A910E1564F	2	2	
031	Gasket, exhaust pipe to turbo	A910E1300F	1	1	



U.S.A. TURBO
40.23A

ILLUS. NO.	DESCRIPTION	PART NUMBER	QUANTITY		REMARKS
			'CARB'	H.C.I.	
40.23A					
1	Compressor, air conditioning	A079P6010F	1	1	
6	Spacer, compressor to rear bracket	A907E1136F	1	1	
7	Bolt, M10 x 40, compressor rear fixing	A075W2052Z	1	1	
8	Washer, compressor rear fixing	A075W4024Z	2	2	
9	Nut, M10, compressor rear fixing	A075W3011Z	1	1	
10	Bracket, compressor front to block	A907E1233K	1		
11	Bracket, Compressor Front to Block	A912E2159F		1	
12	Bolt, M10 x 45, Compressor Brkt. to Block	A075W2053Z		2	
13	Washer, Flat, Compressor Brkt. to Block	A075W4024Z		2	
14	Bolt, compressor to front bracket	A075W2051Z	3	3	
15	Nut, M10, compressor to front bracket	A075W3011Z	3	3	
16	Washer, compressor to front bracket	A075W4024Z	3	3	
17	Idler Pulley/Adjuster Bracket 27mm offset*	B907E0898J	1		Up to engine no 20825
	Idler Pulley/Adjuster Bracket 10mm offset*	A910E9049J	1	1	Engine no 20826 onwards
					*dimension is pulley axis offset joining adjuster bracket fixing centres
20	Stud , pulley bracket/camp bracket/MBH	A907E1197F	1	1	
21	Washer, flat, pulley bracket fixing	A075W4020Z	1	1	
22	Nut, Nyloc, M8, pulley bracket fixing	A075W3010Z	1	1	
23	Bolt, M8, idler pulley adjust	A075W2037Z	1	1	
24	Washer, conical, adjusting slot	A075W0688Z	1		R/B A079W4019F
	Washer, Thick, Adjusting Slot	A079W4019F	1	1	
25	Washer, flat, idler pulley adjust	A075W4020Z	1	1	
26	Nut, Nyloc, M8, idler pulley adjust	A075W3010Z	1	1	

U.S.A. Turbo 40.23A



USA TURBO
4Q27A

ILLUS. NO.	DESCRIPTION	PART NUMBER	QUANTITY		REMARKS
			ALL		
40.27A					
001	Vacuum Pump	A910E9027J	1		R/B A910E6613F
002	Vacuum Pump, Inc. Pulley Hub	A910E6613F	1		
003	Carrier Plate, Vacuum Pump	A910E1870K	1		
004	Setscrew, M8 x 25, Pump to Carrier	A075W7024F	3		
005	Washer, Spring, Pump to Carrier	A075W4036Z	3		
006	Bracket, Pump to Block	A910E1869F	1		
007	Setscrew, M10 x 30, Carrier to Brkt.	A075W7031F	2		
008	Washer, Spring, Carrier to Brkt.	A075W4037Z	2		
009	Washer, Flat, Adjusting Slot	A912E2007Z	1		
010	Setscrew, M8 x 25, Brkt. to Water Pump	A075W7024Z	2		
011	Washer, Spring, Brkt. to Water Pump	A075W4036Z	2		
012	Hub, 'V' Pulley	A910E1873F	1		
013	'V' Pulley, Vacuum Pump	A910E1874K	1		R/B A910E2249F
014	'V' Pulley, Vacuum Pump	A910E2249F	1		
015	Setscrew, M8 x 16, Pulley to Hub	A075W1036Z	4		
016	Washer, Spring, Pulley to Hub	A075W4036Z	4		
017	Hose, Air Exhaust	A075J6078V	*		* 1090mm
018	Clip, Hose to Pump Outlet	A079M6132F	1		
	Clip, Hose to Chassis	A075W6228F	1		
	Screw, Clip to Chassis	A075W5016Z	1		
	Washer, Clip to Chassis	A075W4000	1		

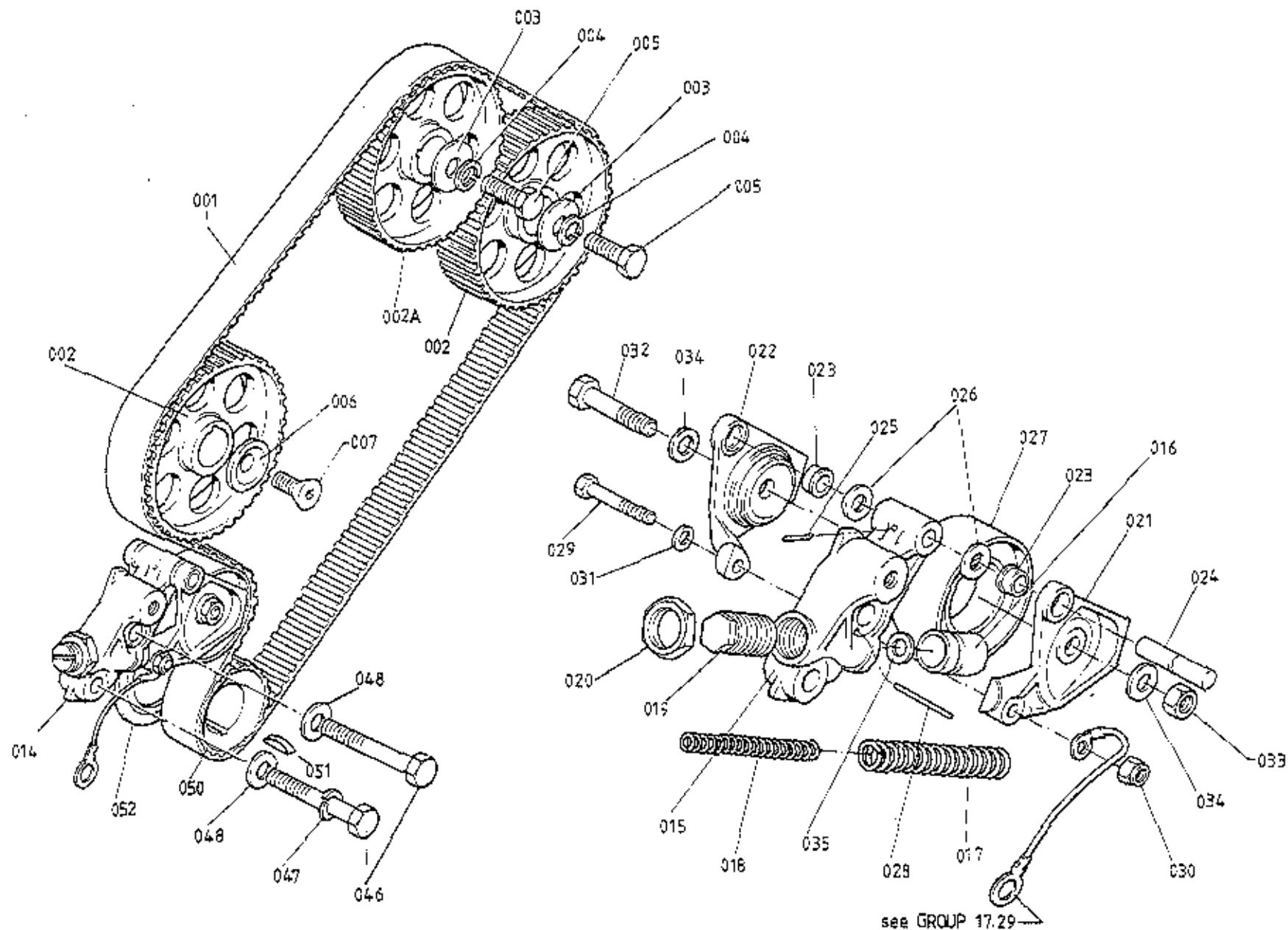
U.S.A. Turbo
40.27A

PLATE Ref. No.	DESCRIPTION	PART NUMBER	QUANTITY		REMARKS
			'CARB'	H.C.I.	
40.28A	Engine Upper Gasket Set	A910E0807W	1		NO PICTURE APPLICABLE
	Engine Upper Gasket Set	A910E9225W		1	
	Comprising:				
	Cylinder Head Gasket	B907E0026Z	1	1	
	Cam Cover Gasket	A911E0001F	2		
	Cam Cover Gasket	A912E2040		2	
	Inlet Manifold Gasket	A907E0204Z	1		
	Inlet Manifold Gasket	A912E2009F		1	
	Exhaust Manifold Gasket	A910E0004Z	4		
	Exhaust Manifold Gasket	A910E2235F		4	
	Water Pump Gasket	A907E0246Z	1	1	
	Diffuser/Plenum Gasket	A910E1474F	1	1	
	Camshaft Front Oil Seal	B907E6042Z	2	2	
	Camshaft Rear Cover 'O' Ring	A907E6027Z	2	2	
	Carb. Mounting 'O' Ring	A910E6387F	8		
	Cam Cover Screw Washer	A912E6406F	6		
	Cam Cover Screw 'O' Ring	A912E6695		6	
	Cam Housing Oil Feed 'O' Ring	A907E6202Z	2	2	
	Cam Housing Access Plug 'O' Ring	A912E6694		10	
	Engine Lower Gasket Set	A910E0808W	1	1	
	Comprising:				
	Front Cover Gasket	A907E0245Z	1	1	
	Water Pump Gasket	A907E0246Z	1	1	
	Oil Gallery Cover Gasket	A907E0438Z	1	1	
	Auxiliary Housing Gasket	C907E0442Z	1	1	
	Oil Pump Gasket	A907E0474Z	1	1	
	Rear Seal Housing Gasket	A907E0671Z	1	1	
	Scavenge Manifold Gasket	A910E1468F	1	1	
	Crankshaft Front Oil Seal	B907E6010Z	1	1	
	Crankshaft Rear Oil Seal	A907E0631Z	1	1	
	Oil Pick-Up Pipe Olive	A907E0606Z	1	1	
	'O' Ring, Oil Tank Hose to Pump	A910E6526F	1	1	
	'O' Ring, Turbo Drain to Sump	A910E6491F	1	1	
	Gasket, Turbo Drain to Turbo	A910E6375F	1	1	

Dry Sump Engines Only

Dry Sump Engines Only

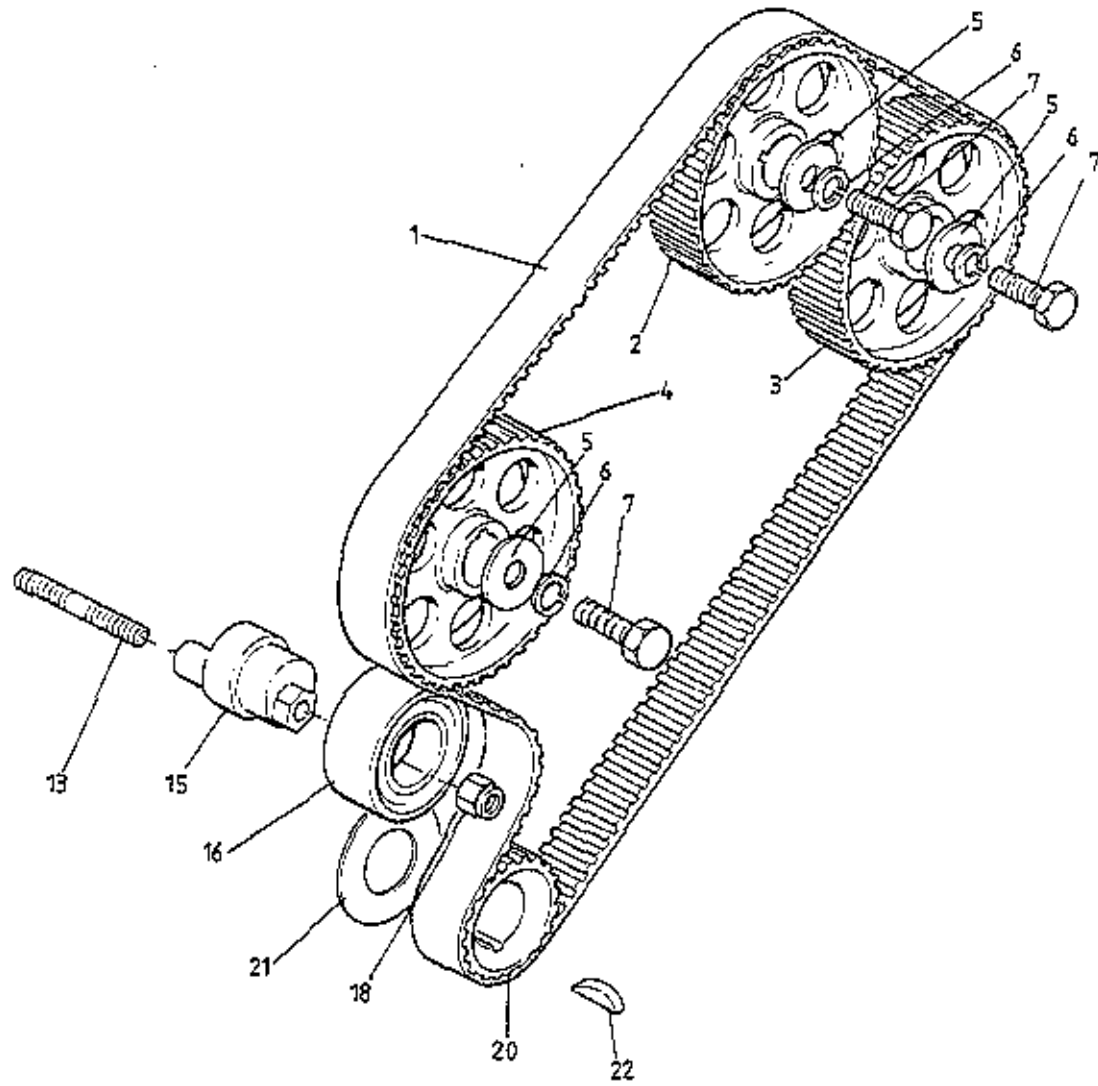
U.S.A. Turbo 40.28A



see GROUP 17.29

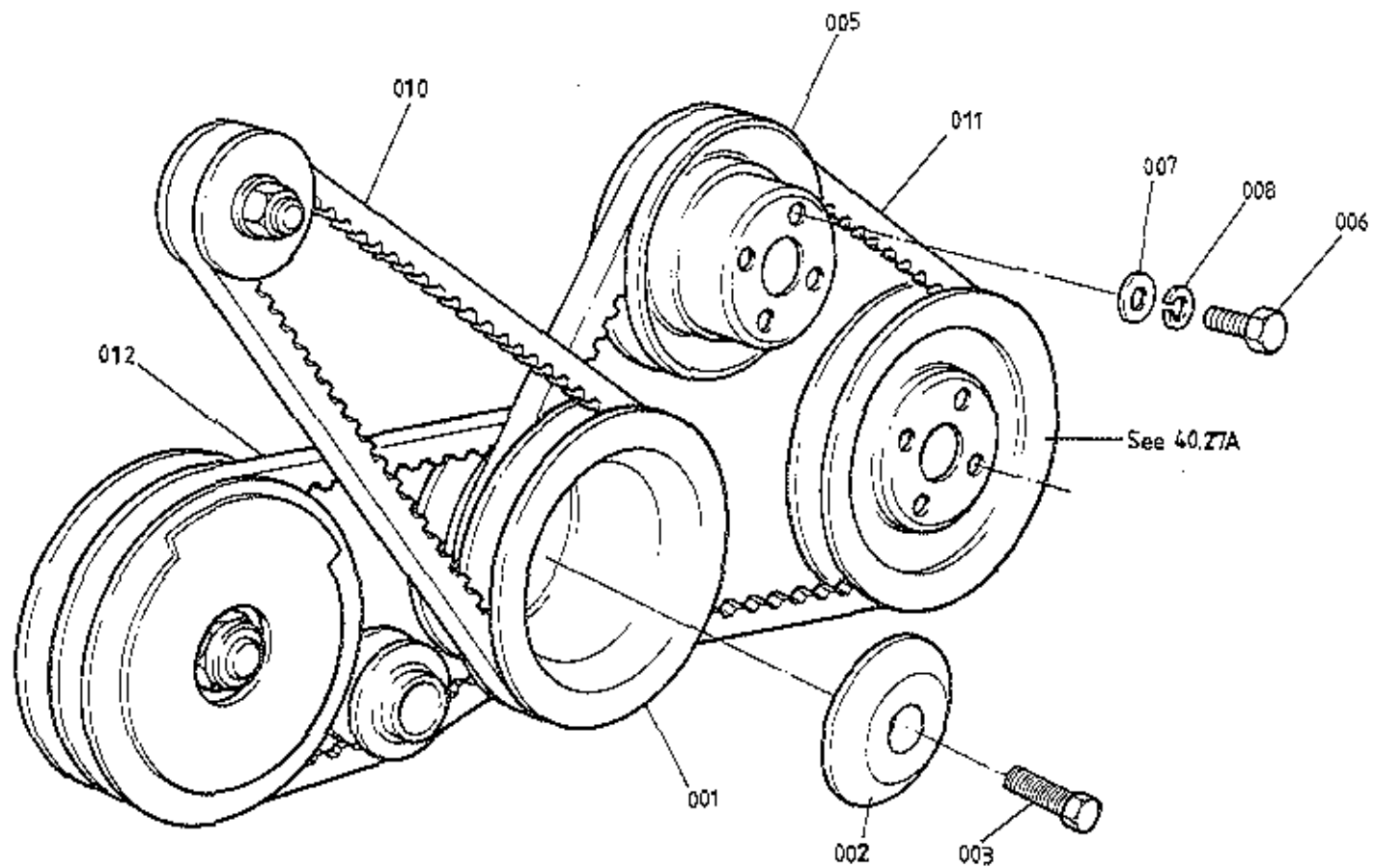
USA
 TURBO (CARB)
 4101 A

ILLUS. NO.	DESCRIPTION	PART NUMBER	QUANTITY		REMARKS
			'CARB'		
41.01A					
001	Toothed Belt, Camshaft Timing	A907E0191Z	1		Trapezoidal tooth profile 104° M.O.P. Green Dots 110° M.O.P. Red Dots
002	Toothed Pulley, Exhaust Cam/Aux. Shaft	A910E0309F	2		
	Toothed Pulley, Inlet Camshaft	H907E0309F	1		
003	Washer, Pulley to Camshaft	A907E6026Z	2		
004	Washer, Spring, Pulley to Camshaft	A075W4037Z	2		
005	Bolt, M10 x 35, Pulley to Camshaft	A075W2051Z	2		
006	Washer, Pulley to Auxiliary Shaft	A907E0576Z	1		
007	Screw, M10 x 30 C/S Pulley to Auxiliary Shaft	A075W7018Z	1		
014	Tensioner Assy. Timing Belt	A907E0913K	1		
015	Housing, Belt Tensioner	B907E1143F	1		
016	Piston, 'Nylatron' Belt Tensioner	A907E1245F	1		
017	Spring Outer, Belt Tensioner	A907E1164F	1		
018	Spring, Inner, Belt Tensioner	A907E1165F	1		
019	Seat, Tensioner Spring	A907E1269F	1		
020	Locknut, Spring Seat	A907E1149F	1		
021	Yoke, Front, Belt Tensioner	B907E1141F	1		
022	Yoke, Rear, Belt Tensioner	B907E1142F	1		
023	Bush, Pivot, Belt Tensioner	B907E1163F	2		
024	Pin, Pivot, Belt Tensioner	A907E1144F	1		
025	Spiral Pin, Pivot Pin Retention	A907E6283F	1		
026	Rubber Washer, Yoke Pivot	A907E1148F	1		
027	Pulley/Bearing, Belt Tensioner	A907E6249F	1		
028	Locking Pin, 4mm, Tensioner Piston	A907E1195F	1		
029	Belt, M6 x 30, Yoke Clamping	A075W2028Z	1		
030	Nut, Nyloc, M6, Yoke Clamping	A907E6285Z	1		
031	Washer, Flat, Yoke Clamping	A075W4013Z	1		
032	Belt, M8 x 35, Yoke Centre Clamping	A075W2038W	1		
033	Nut, M8, Yoke Centre Clamping	A075W3021Z	1		
034	Washer, Flat, Yoke Centre Clamping	A075W4020Z	1		
035	Washer, Spring to Piston	A075W4065Z	1		
046	Bolt, M10 x 70, Tensioner to Block	A075W2058Z	2		
047	Washer, Spring, Tensioner Fixing	A075W4037Z	1		
048	Washer, Flat, Tensioner Fixing	A075W4024Z	2		U.S.A. Turbo (CARB) 41.01A
050	Toothed Pulley, Crankshaft, Cam belt Drive	D907E0095Z	1		
051	Woodruff Key, Crankshaft to Pulley	A907E6016Z	1		
052	Flange, Crank Pulley Rear	A907E0096Z	1		



U.S.A. TURBO (H.C.I.)
41.01B

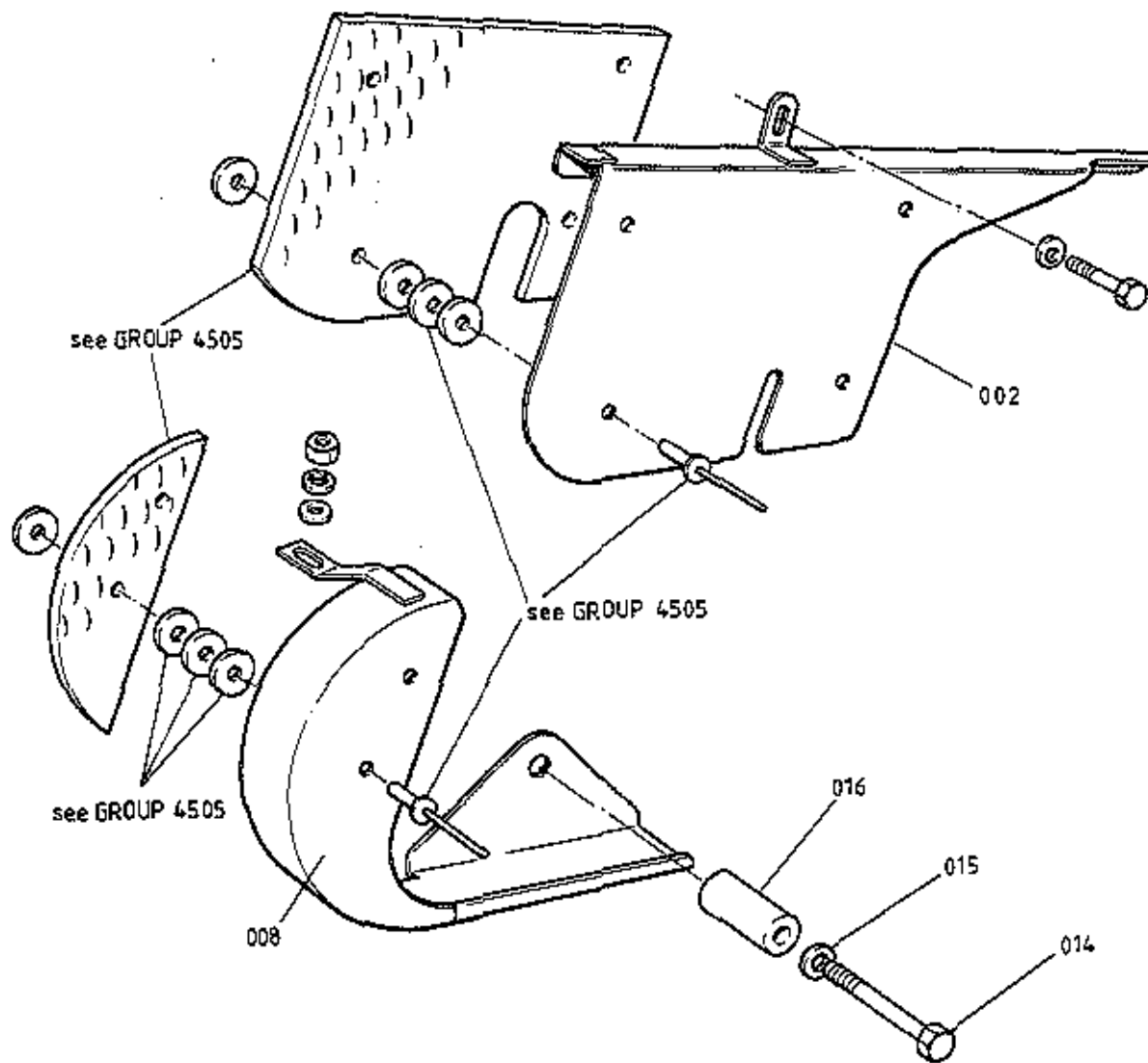
ILLUS. NO.	DESCRIPTION	PART NUMBER	QUANTITY		REMARKS
			H.C.I.		
41.01B					
1	Toothed Belt, Camshaft Timing	A912E6697F	1		'HTD' Tooth Profile
2	Toothed Pulley, Inlet Camshaft	C910E2186F	1		110° M.O.P. Red Dots
3	Toothed Pulley, Exhaust Camshaft	B910E2169F	1		100° M.O.P. Blue Dots
4	Toothed Pulley, Auxiliary Shaft	A912E2019F	1		Green Dots
5	Washer, Pulley Retention	A907E6026Z	3		
6	Washer, Spring, Pulley Retention	A075W4037Z	3		
7	Bolt, M10 x 35, Pulley Retention	A075W2051Z	3		
13	Stud, M10, Tensioner Fixing	B907E0504K	1		
15	Eccentric Hub, Belt Tensioner	A912E2176	1		
16	Pulley/Bearing, Belt Tensioner	A907E6249F	1		
18	Nut, Nyloc, M10, Tensioner Fixing	A075W3011Z	1		
	Washer, Plain, Tensioner Fixing	A075W4024Z	1		
20	Toothed Pulley, Crankshaft, Cam Belt Drive	A912E2018F	1		'HTD' Tooth Profile
21	Flange, Toothed Pulley Rear	A907E0096Z	1		
22	Woodruf Key, Toothed Pulley	A907E6016Z	1		



For Air Pump Belt
 & Pulley - See
 43.01A

USA TURBO
 41.03A

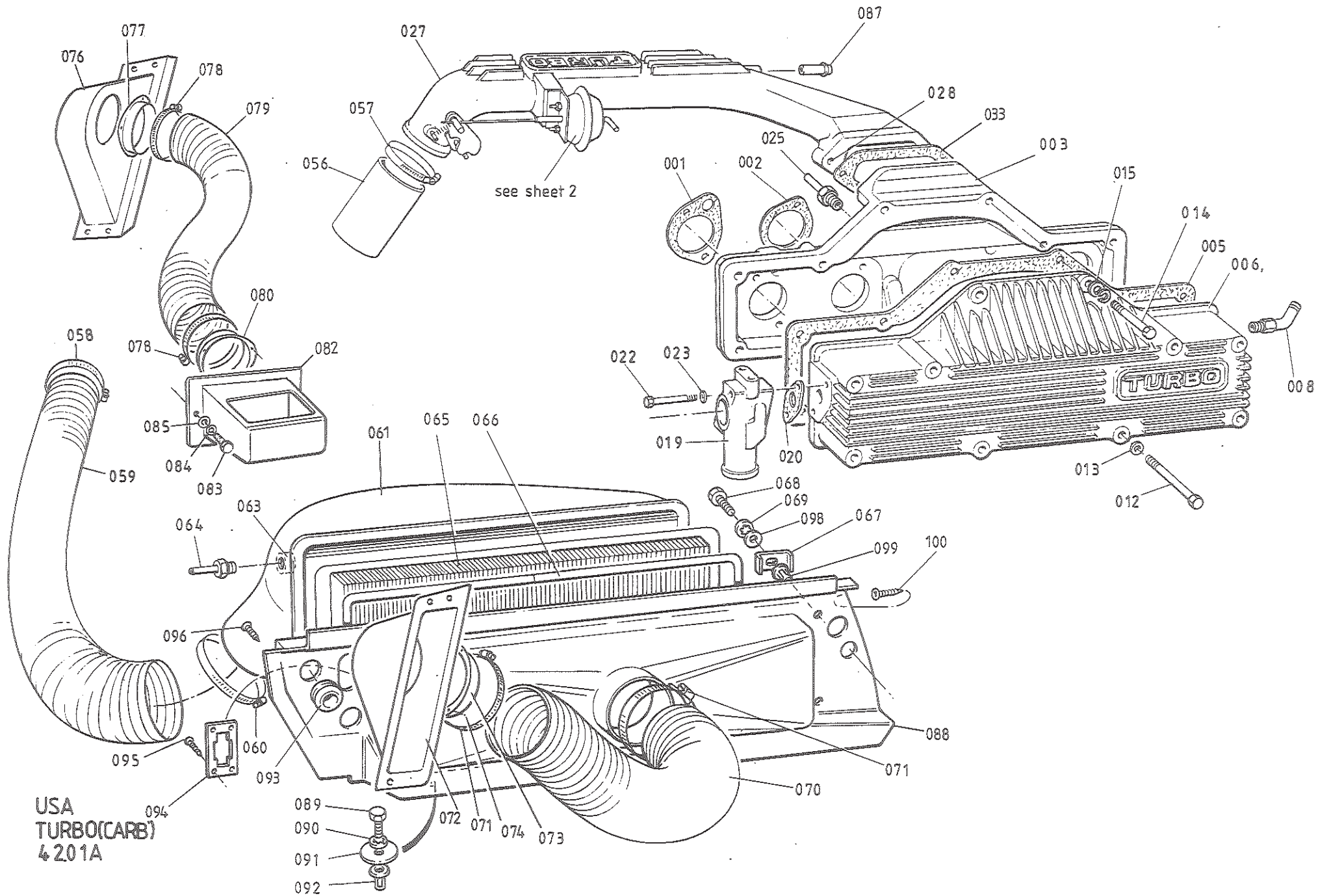
PLATE Ref.No.	DESCRIPTION	PART NUMBER	QUANTITY		REMARKS
			PRICR '86 M.Y.	1986 M.Y.ON	
41.03A					
001	Pulley, Crankshaft, 3-Groove	A910E1848F	1		
	Pulley, Crankshaft, 3-Groove	A907E1193F		1	
002	Washer, Conical, Pulley Retention	B907E1106F	1	1	
003	Setscrew, 1/2" UNF x 1 1/2", Pulley Retention	A075W1020Z	1	1	
005	Pulley, Water Pump	A907E6294F	1	1	
006	Setscrew, Pulley to Hub	A075W1036Z	4	4	
007	Washer, Plain, Pulley to Hub	A075W4020Z	4	4	
008	Washer, Spring, Pulley to Hub	A075W4036Z	4	4	
010	'V' Belt, Alternator Drive	A910E6638F	1		
	'V' Belt, Alternator Drive	A907E6332F		1	
011	'V' Belt, Water Pump/Vacuum Pump	A907E6332F	1	1	
012	'V' Belt, a/c Compressor (Std. Type)	A907E6333F	1		
	'V' Belt, a/c Compressor (moulded cog)	A910E6656F	1	1	Use with adj. brkt. B907E0898J) See Use with adj. brkt. A910E9049J) 40.23A



USA TURBO (CARB)
4105A

ILLUS. NO.	DESCRIPTION	PART NUMBER	QUANTITY		REMARKS
			'CARB'		
41.05A					
002	Guard, Air Pump Belt, Upper	B910E1740F	1		Removeable Section
008	Guard, Air Pump Belt, Lower	B910E1773F	1		Fixed Section
014	Bolt, M8 x 55, Belt Guard to Head	A075W2042F	1		
015	Washer, Shakeproof, Belt Guard to Head	A075W4049Z	1		
016	Spacer, Guard to Head	A910E1746K	1		

U.S.A. Turbo ('CARB')
41.05A

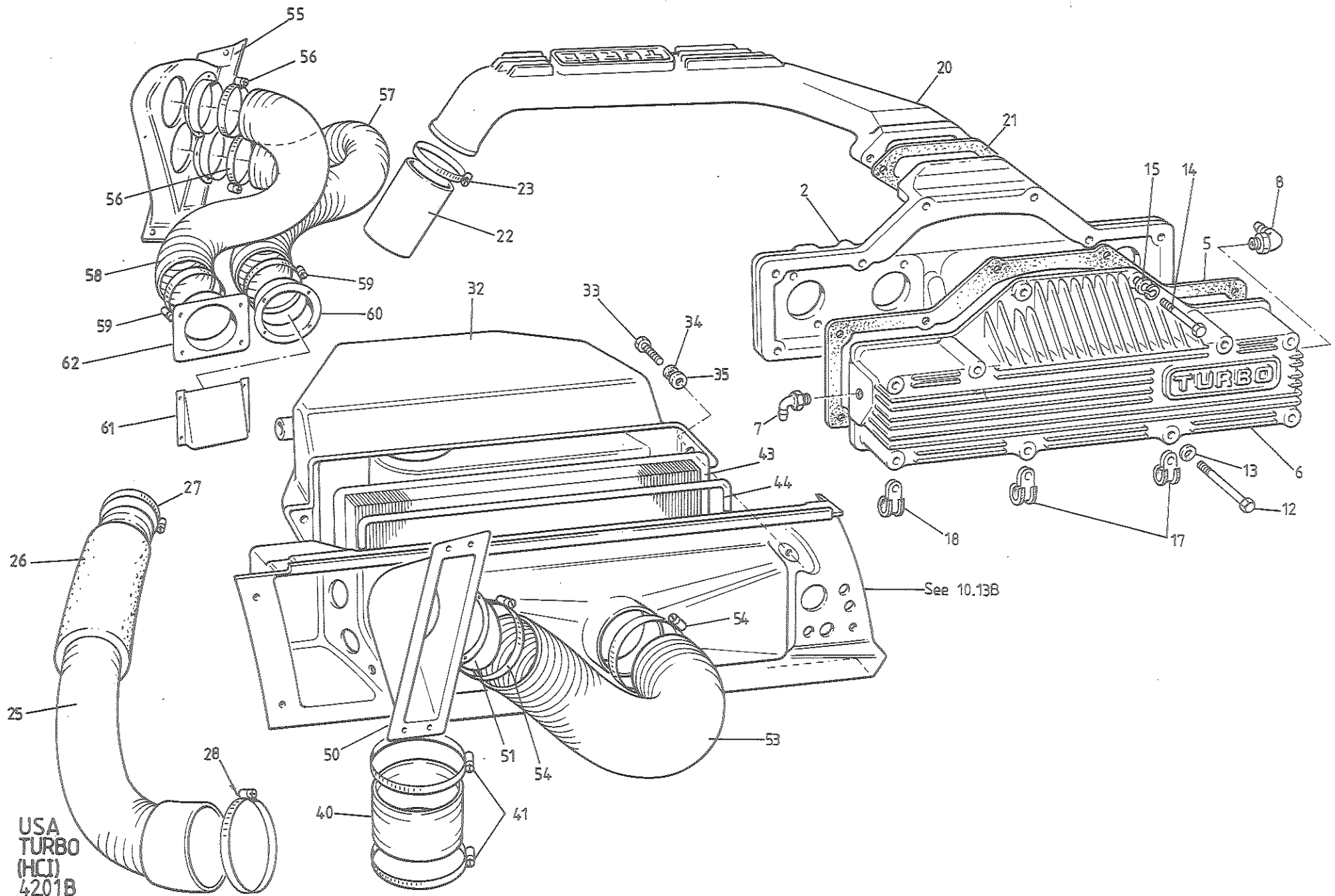


USA
TURBO(CARB)
4201A

Updated 2nd February 2015

PLATE Ref.No.	DESCRIPTION	PART NUMBER	QUANTITY		REMARKS
			'CARB'		
42.01A					
001	Gasket, Plenum Backplate to Carbs	A910E1886F	2		With Float Chamber Vent Hole
002	Gasket, Plenum Backplate to Carbs	A910E1887F	2		
003	Plenum Backplate	A910E1880K	1		
005	Gasket, Plenum Cover	A910E1475F	1		
006	Plenum Cover	A910E1868K	1		
008	Adaptor, Angled, Evaporator System	A074E0367Z	1)as fitted)
	Adaptor, Elbow, Evaporator System	A910E1955F	1		
012	Bolt, M8 x 80, Cover to Backplate	A075W2045F	8		
013	Washer, Flat, Cover Fixing	A075W4020F	8		
014	Bolt, M8 x 55, Plenum/B.Plate/Diffuser	A075W2042Z	2		
015	Washer, Flat, Plenum/Diffuser	A075W4020Z	2		
019	Dump Valve	C910E0928F	1		
020	Gasket, Dump Valve to Plenum	A910E1499F	1		
022	Bolt, M6 x 55, Dump Valve to Plenum	A075W2034Z	2		
023	Washer, Flat, Dump Valve to Plenum	A075W4013Z	2		
025	Adaptor, Plenum Pressure Take-Off	A907E6130Z	1		
027	Diffuser Assembly (inc. Shut Off Valve Assy.)	A910E9029J	1		
028	Helicoil Insert	A910E6510F	2		
033	Gasket, Diffuser to Backplate	A910E1474F	1		
056	Hose, Turbo to Diffuser	B910E1912F	1		
057	Hose Clip, Turbo/Diffuser Hose	A910E6389F	2		
058	Hose Clip, Intake Trunking to Turbo	A075L6044F	1		
059	Intake Trunking	E907E1089F	1		
060	Hose Clip, Trunking to Airbox	A907E6347F	1		
061	Cover, Airbox	B082E4113J	1		
063	Bobbin, Emission Air Bleed	B075E2166Z	1		
064	Air Bleed, Emission System	A910E1903	1		
065	Element, Air Filter	A907E6182F	1		
066	Seal, Air Filter Element	C907E0588F	1		
067	Clamp, Airbox Cover to Body	A082U4939F	3		
068	Screw, M6 x 30, Airbox Cover to Body	A075W1032Z	3		
069	Washer, Spring, Airbox Cover to Body	A075W4046Z	3		
070	Trunking, Air Scoop to Airbox	A082E4081F	1		
071	Hose Clip, Intake Trunking	X036S6006Z	2		
072	Plenum, RH Air Scoop	A082B4291K	1		

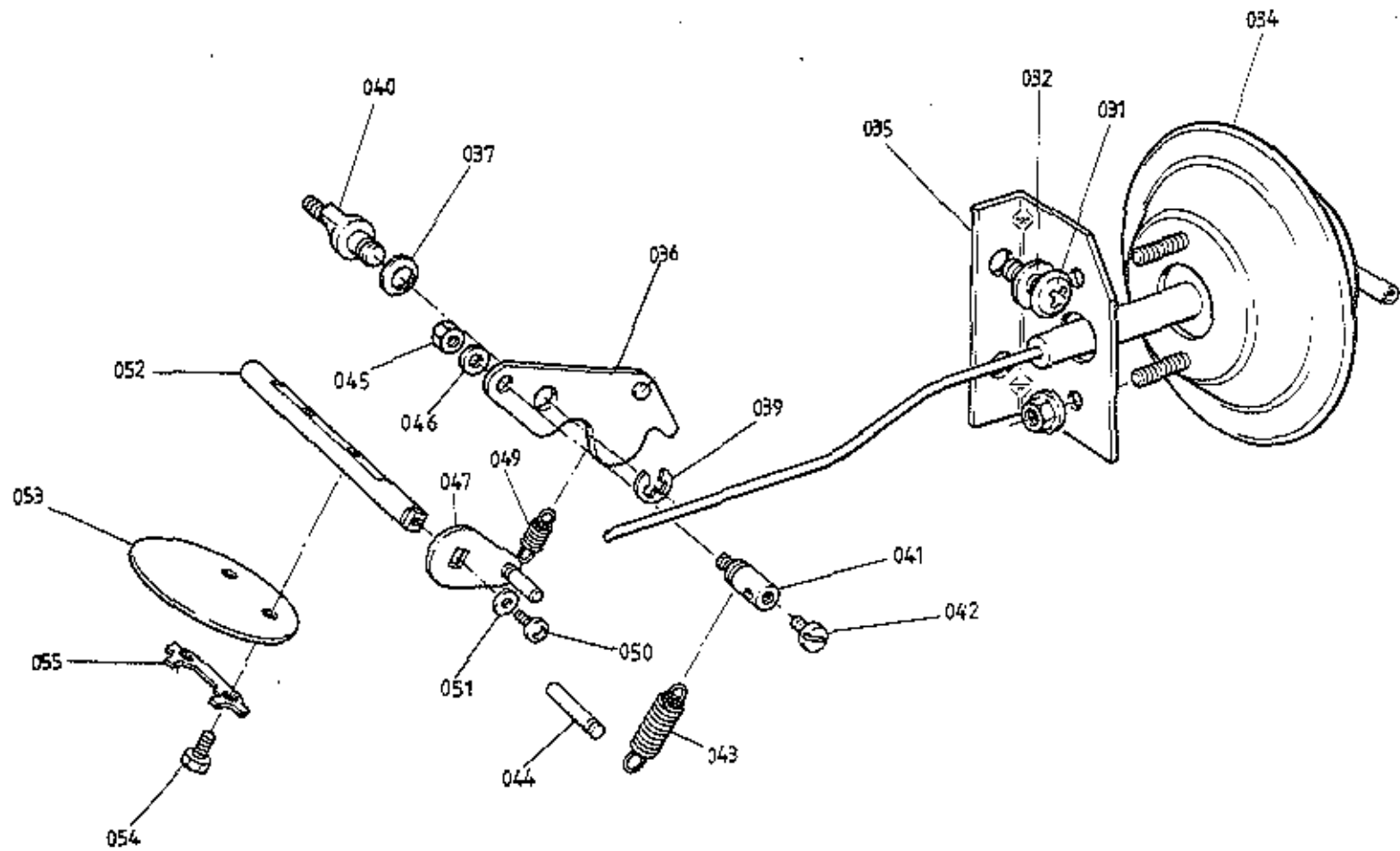
PLATE Ref.No.	DESCRIPTION	PART NUMBER	QUANTITY		REMARKS
			'CARB'		
42.01A					
073	Adaptor, Plenum to Trunking	B079B4130L	1		
074	Pop Rivet, Adaptor to Plenum	A075W6094Z	4		
076	Plenum, LH Air Scoop	A079B4129K	1		
077	Adaptor, Plenum to Trunking	A079B4131K	1		
078	Hose Clip, Ventilation Trunking	A036S6006Z	2		
079	Trunking, LH Air Scoop to Eng. Bay	A082E4081F	1		
080	Adaptor, Trunking to Eng. Bay	A082B4493K	1		
	Pop Rivet, Vent Trunking Adaptors	A075W6094Z	6		
082	Duct, Side Wall to Engine Lid	B082B4495K	1		
083	Setscrew, M5 x 16, Duct to Sidewall	A075W1028Z	3		
084	Washer, Spring, Duct to Sidewall	A075W4035Z	3		
085	Washer, Flat, Duct to Sidewall	A075W4013Z	3		
087	Stub Pipe, Cold Start Offtake	A910E1600K	2		
088	Engine Bay Sidewall, RH	A082B4458K	1		
089	Bolt, Engine Bay Sidewall	A075W1003Z	1		
090	Washer, Shakeproof, Engine Bay Sidewall	A075W4045Z	1		
091	Washer, Flat, Engine Bay Sidewall	A075W4017Z	1		
092	Nut, Captive, Engine Bay Sidewall	A075W3034Z	1		
093	Grannut, Engine Bay Sidewall	A910E6655F	1		
094	Bracket, Block Connector	A082U4929F	1		
095	Screw, Bracket Fixing	A075W5014Z	4		
096	Screw, Sidewall Fixing	A075W6059Z	3		
098	Washer, Flat	A075W4015Z	2		
100	Screw, Sidewall Front	A075W5013Z	1		



USA
 TURBO
 (HCI)
 42018

PLATE Ref.No.	DESCRIPTION	PART NUMBER	QUANTITY		REMARKS
			H.C.I.		
42.01B					
3	Plenum Backplate	A910E9186J	1		
	Spigot, Aux. Air Valve Connection	A910E2108F	1		
5	Gasket, Plenum Cover	A910E1475F	1		
6	Plenum Cover	A910E2198F	1		
7	Adaptor, Boost Gauge Pipe	A910E6772F	1		
8	Adaptor, Injector Air Shroud Pipe	A910E6765F	1		
12	Bolt, M8 x 80, Cover to Backplate	A075W2045F	8		
13	Washer, Flat, Cover to Backplate	A075W4020Z	8		
14	Bolt, M8 x 55, Cover/Backplate/Diffuser	A075W2042Z	2		
15	Washer, Flat, Cover/Backplate/Diffuser	A075W4020Z	2		
17	'P' Clip, 12mm, Lock to Plenum, Centre	A075Q6016Z	2		
18	'P' Clip, 15mm, Lock to Plenum, Rear	A910E6490F	1		
20	Diffuser	A910E2052K	1		
	Stud, M6 x 20, Diffuser Support Bracket	A910E2234F	1		
21	Gasket, Diffuser to Backplate	A910E1474F	1		
22	Hose, Turbo to Diffuser	B910E1912F	1		
23	Clip, Turbo/Diffuser Hose	A910E6829F	1		
25	Inlet Trunking, M.C.U. to Turbo	B910E2032F	1		
26	Sleeve, Trunking Protection	A082E4128K	1		
27	Hose Clip, Trunking to Turbo	A075L6044F	1		
28	Hose Clip, Trunking to M.C.U.		1		
32	Airbox	A082E4118J	1		R/B A085E4130
	Airbox	A085E4130	1		
33	Setscrew, M6 x 30, Airbox to Sidewall	A075W1032Z	2		
34	Washer, Spring, Airbox to Sidewall	A075W4035Z	2		
35	Washer, Flat, Airbox to Sidewall	A075W4017Z	2		
40	Hose, Air Box to M.C.U.	A082E4126F	1		
41	Hose Clip, Hose to Airbox/M.C.U.	A082E6023F	2		
43	Element, Air Filter	A907E6182F	1		
44	Seal, Air Filter Element	C907E0588F	1		
50	Plenum, RH Air Scoop	A082B4557K	1		

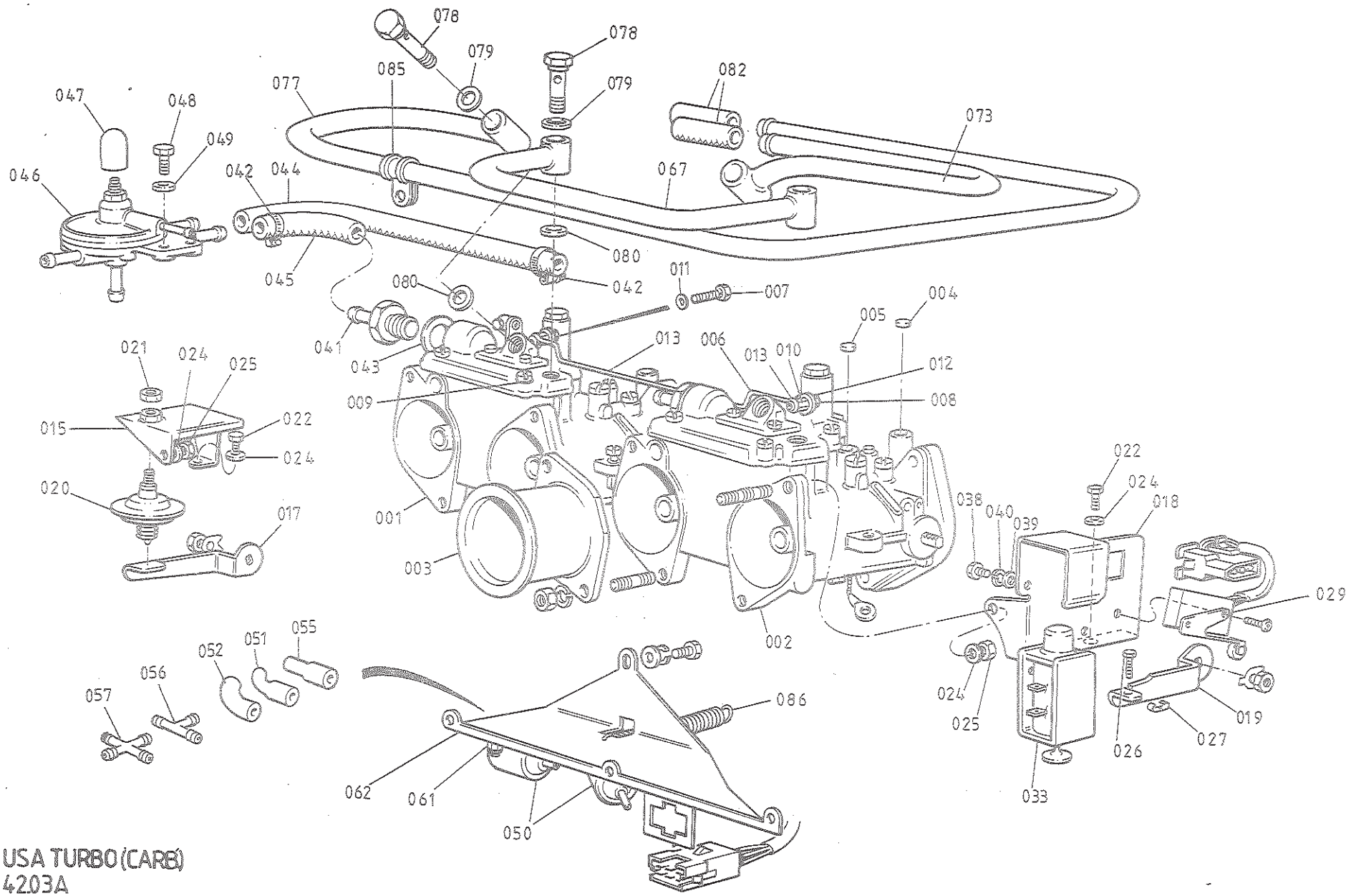
PLATE Ref.No.	DESCRIPTION	PART NUMBER	QUANTITY		REMARKS
			H.C.I.		
42.01B					
51	Adaptor, RH Plenum to Hose	A082B4568K	1		
	Screw, Adaptor to Plenum	A075W5031Z	3		
53	Trunking, RH Plenum to Airbox	A082E4127F	1		
54	Hose Clip, Trunking to Plenum/Airbox	A036S6006Z	2		
55	Plenum, LH AirScoop to Plenum/Airbox	A082B4599K	1		
56	Adaptor, LH Plenum to Hose	B079B4130K	2		
	Pop Rivet, Adaptor to Plenum	A075W6094Z	6		
	Washer, Pop Rivet	A075W4013Z	6		
57	Trunking, LH Plenum to Engine Bay	A082E4140	1		650mm
58	Trunking, LH Plenum to Engine Bay	A082E4127F	1		380mm
59	Hose Clip, Trunking	A036S6006Z	4		
60	Adaptor, Angled, LH Sidewall, Front	A082B4568K	1		
	Blind Rivet, Adaptor to Sidewall	A075W6095F	4		
61	Air Deflector, LH Sidewall Front	B082U5074K	1		
	Blind Rivet, Deflector to Side Wall	A075W6095F	4		
62	Adaptor, Straight, LH Sidewall Rear	A082B4493K	1		
	Pop Rivet, Adaptor to Sidewall	A075W6094Z	4		



USA
TURBO (CARB)
42.02A

ILLUS. NO.	DESCRIPTION	PART NUMBER	QUANTITY		REMARKS
			'CARB'		
42.02A					
031	Screw, M6 x 10, Actuator Bracket to Diffuser	A075W5088Z	2		
032	Washer, Flat, Actuator Bracket to Diffuser	A075W4013Z	2		
034	Vacuum Actuator, Diffuser Shut-Off	A910E9042K	1		
035	Bracket, Vacuum Actuator to Diffuser	A910E1849K	1		
036	Operating Cam	A910E9024	1		
037	Wavy Washer, Cam Pivot	A075W4087	1		
039	Spring Clip, Cam Pivot	A910E6622P	1		
040	Post, Cam Pivot	A910E1852F	1		
041	Trunnion, Cam Operating	A910E1853F	1		
042	Screw, 4BA x 6, Rod to Trunnion	A079W5072F	1		
043	Spring, Cam Return	A910E6648F	1		
044	Pin, Return Spring to Diffuser	A910E1855F	1		
045	Nut, 4BA, Trunnion to Cam	A079W3057F	1		
046	Washer, Trunnion to Cam	A079W4073F	1		
047	Lever, Flap Shaft	A910E9025	1		
049	Spring, Flap Lever to Cam	A910E1858F	1		
050	Screw, 6BA x 19, Lever to Flap Shaft	A079W5070F	1		
051	Washer, Lever to Flap Shaft	A079W4073F	1		
052	Spindle, Shut-Off Flap	A910E1860F	1		
053	Flap, Diffuser Shut-Off	A910E1885F	1		
054	Setscrew, 4BA x 1/4", Flap to Spindle	A082W1086F	2		
055	Tab Washer, Flap Fixing	A910E1966	1		

U.S.A. Turbo ('CARB')
42.02A

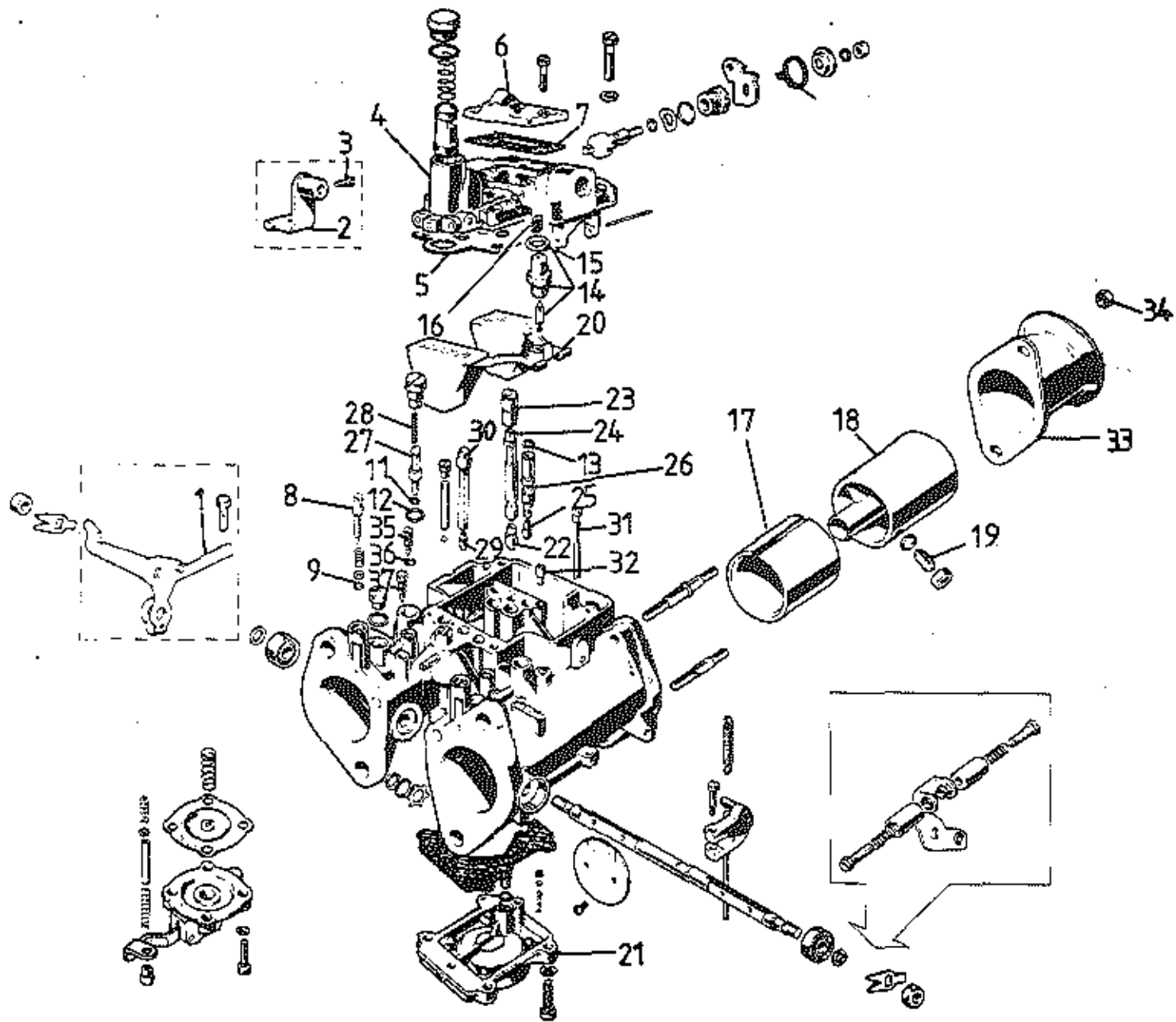


USA TURBO (CARE)
4203A

Updated 2nd February 2015

PLATE Ref.No.	DESCRIPTION	PART NUMBER	QUANTITY		REMARKS
			'CARB'		
42.03A					
001	Carburettor, Rear	B910E6632F	1		
002	Carburettor, Front	B910E6633F	1		
003	Trumpet, Carburettor Intake	A907E6090H	4		
004	Plug, Anti-tamper, C/O Throttle Coupling	A907E1227F	6		
005	Plug, Anti-tamper, Air Bleed	A910E6654F	4		
006	Linkage Assy. Cold Start Interconnect	A910E0986J	1		
007	Screw, Drilled, Cable to Lever	A910E6530F	1		
008	Screw, Link to Lever	A910E6531F	1		
010	Trunnion, Cold Start Levers	A910E6532F	2		
011	Washer, Plain	A910E6533F	1		
012	Washer, Spring	A910E6534F	1		
015	Mounting Bracket, Deceleration Dashpot	A910E1881E	1		
017	Lever, Deceleration Dashpot	A910E1882E	1		
018	Mounting Bracket, Jack Solenoid	A910E1871E	1		
019	Lever, Jack Solenoid	A910E1872E	1		
020	Damper, Deceleration Dashpot	A910E6625F	1		
021	Nut, 5/16" UNF, Dashpot Locking	A075W3040Z	1		
022	Setscrew, M6 x 30, Bracket Fixing	A075W1032Z	4		
	Washer, Flat, Bracket Fixing	A075W4013Z	2		
024	Washer, Shake Proof, Bracket Fixing	A075W4046Z	4		
025	Nut, M6, Bracket Fixing	A075W3020Z	4		
026	Screw, Jack Solenoid Adjust	A910E6617F	1		
027	Locking Clip, Solenoid Screw	A910E6618F	1		
029	Micro-Switch Assembly	A910E9033J	1		
033	Solenoid, Throttle Jacking	B910E9030J	1		
038	Setscrew, M4 x 6, Solenoid to Bracket	A075W1087F	2		
039	Washer, Flat, Solenoid to Bracket	A079W4073F	2		
040	Washer, Spring, Solenoid to Bracket	A075W4088F	2		
041	Union, Carb. to Fuel Pipe	A910E1959F	2		
042	Hose Clip, Pipes to Carburettor	A082L6042F	4		
043	Sealing Washer, Union to Carburettor	A910E6651F	2		
044	Fuel Pipe, PRV to Front Carburettor	A910E1957K	1		415mm of A910E6650V
045	Fuel Pipe, PRV to Rear Carburettor	A910E1958K	1		150mm of A910E6650V
046	Pressure Regulating Valve (PRV)	A910E6615F	1		
047	Cap, Anti-tamper, Fuel Regulating Valve	A910E1956F	1		

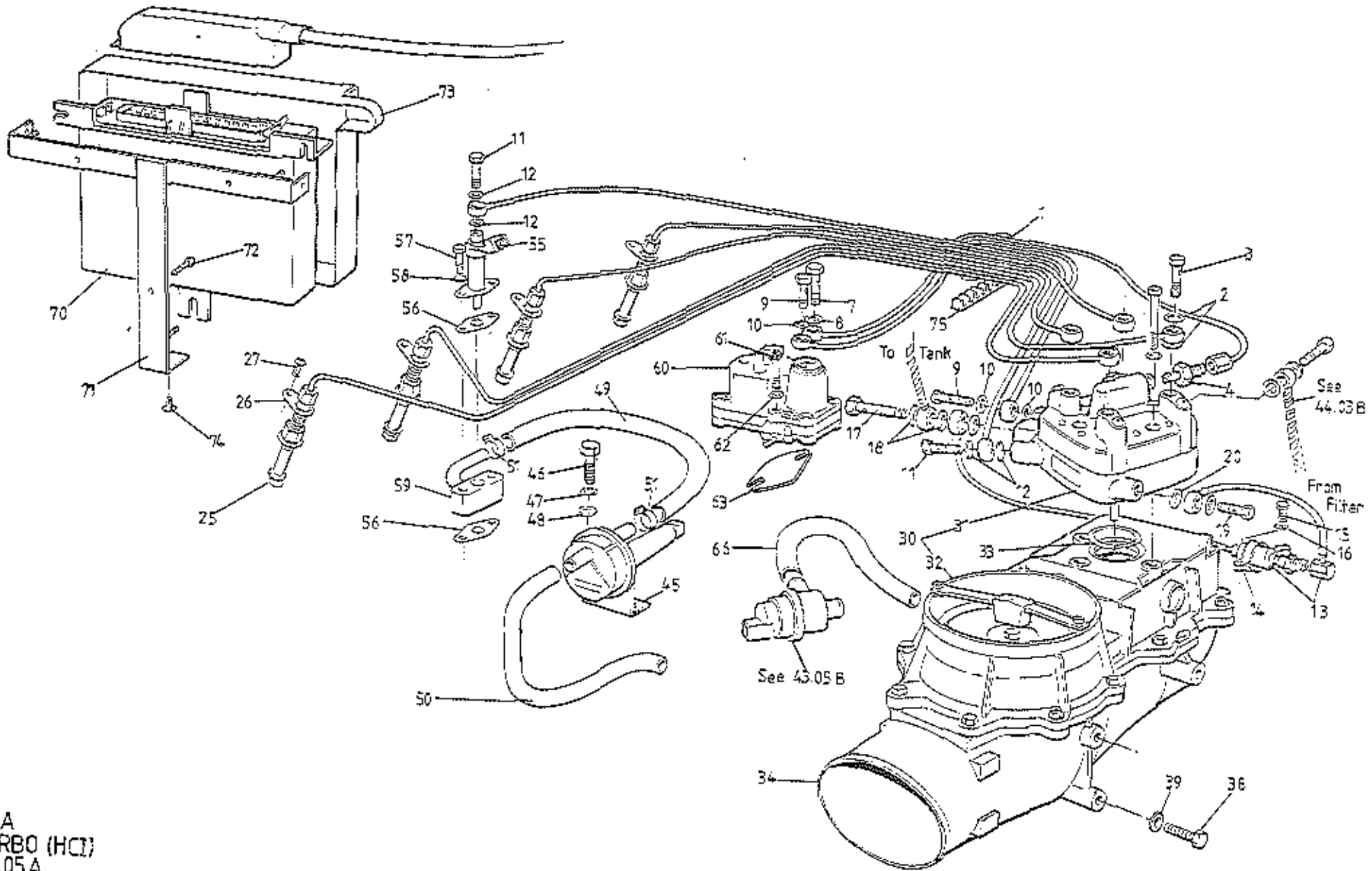
PLATE Ref.No.	DESCRIPTION	PART NUMBER	QUANTITY		REMARKS
			'CARB'		
42.03A					
048	Setscrew, M6 x 16, Regulator Mounting	A075W1028Z	2		
049	Washer, Spring, Regulator Mounting	A075W4035Z	2		
050	Vacuum Solenoid, Fuel Pressure/Ignition	A910E6634F	2		
061	Nut, Nyloc, M6, Solenoid Fixing	A075W3009Z	4		
062	Mounting Bracket, Solenoids to Plenum	A910E9037J	1		
067	Balance Pipe, Carburetors	A910E9039F	1		
073	Pipe, Cold Start, Front Carburettor	A910E9040F	1		
077	Pipe, Cold Start, Rear Carburettor	A910E9041F	1		
078	Bolt, Banjo, Pipes to Carburettor	A910E1601	4		
079	Washer, Banjo Bolt to Pipes	A079W4081F	4		
080	Washer, Pipes to Carburettor	A079W4082F	4		
082	Hose, Diffuser to Cold Start Pipes	A910E1951F	2		
085	'P' Clip, Pipes to Plenum	A910E6490F	2		
086	Spring, Throttle Return	A907E6194F	1		



USA
TURBO (CARB)
42.04A

PLATE Ref.No.	DESCRIPTION	PART NUMBER	QUANTITY		REMARKS
			'CARB'		
42.04A					
1	Throttle Lever	A910E6670F	1		
2	Abutment, Choke Cable	A036E6064Z	1		
3	Screw, Cable to Abutment	A074K6002Z	1		
4	Top Cover	A910E6671F	2		
5	Gasket, Top Cover (Float Chamber)	A910E6689F	2		
6	Jet Cover, (Cold Start Air Inlet)	A910E6672F	2		
7	Gasket, Jet Cover	A910E6673F	2		
8	Screw, Idle CO Adjust	A910E6674F	4		
9	'O' Ring, Idle CO Screw	A910E6675F	4		
11	'O' Ring, Small, Pump Jet	A036E6100Z	4		
12	'O' Ring, Large, Pump Jet	A036E6101Z	4		
13	'O' Ring, Idle Emulsion Tube	A036E6107Z	4		
14	Needle Valve, 200	A910E6677F	2		
15	Gasket, Needle Valve	A036E6070Z	2		
16	Filter, Needle Valve	A910E6678F	2		
	Gasket Kit, (all gaskets & seals for 2 carbs).	A910E6679F	1		
17	Choke, 37mm	A911E6365H	4		
18	Auxiliary Venturi	A910E6680	4		
19	Screw, Auxiliary Venturi Retaining	A910E6601F	4		
20	Float Assembly, 8.5g	A911E6444H	2		
21	Accelerator Pump Body, 27	A910E6681F	2		
22	Main Jet, 165	A910E6682F	4		
23	Air Corrector Jet, main, 230	A907E6279H	4		
24	Emulsion Tube, main, 13	A910E6683F	4		
25	Idle Jet, 52	A910E6684F	4		
26	Idle Air Tube, 6 x 0.75	A912E6447H	4		
27	Pump Jet, 38H	A910E6685H	4		
28	Filter, Pump Jet	A910E6686F	4		
29	Starter Jet, 80	A912E6449H	2		
30	Emulsion Tube, Starter	A907E6188H	2		
31	Needle Jet (for Power Jet Circuit)	A910E6688F	4		
32	Power Jet, 110	A910E6687F	4		
33	Trumpet, Carburettor Intake	A907E6090E	4		
34	Nut, Nyloc, M6, Trumpet Fixing	A075W3009Z	8		

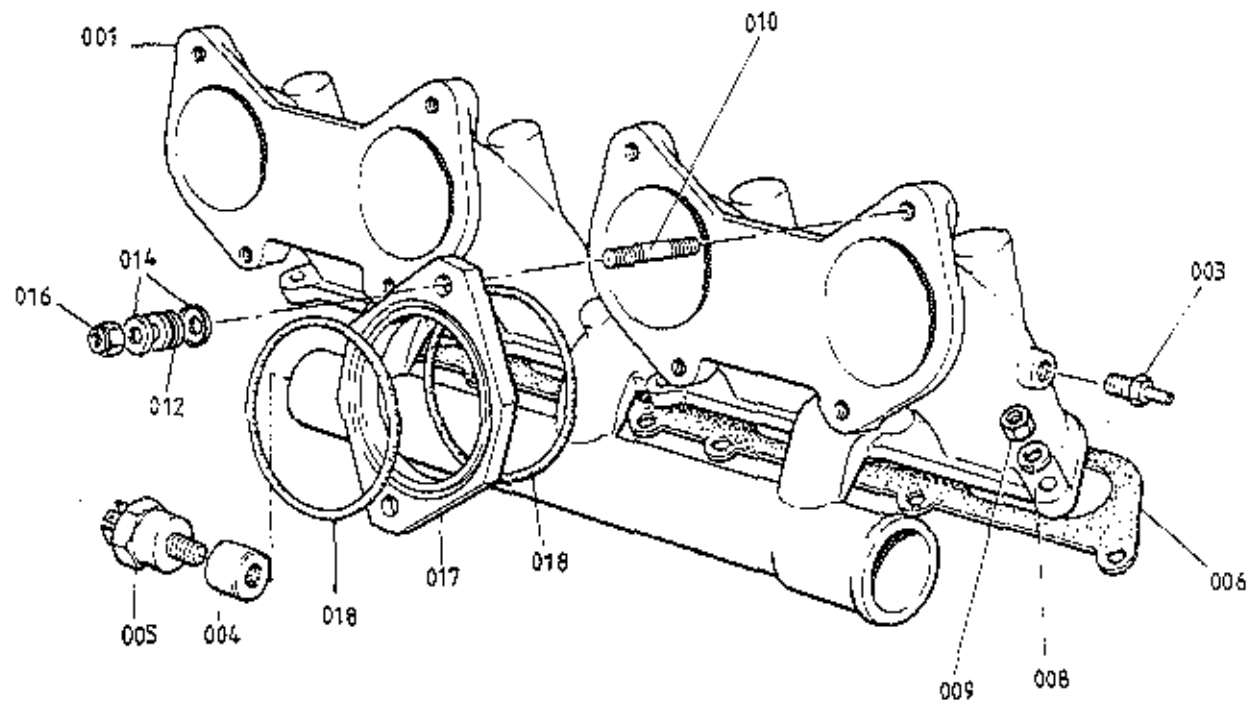
PLATE Ref.No.	DESCRIPTION	PART NUMBER	QUANTITY		REMARKS
			'CARB'		
42.04A					
35	Air Bleed Screw	A910E6775F	4		
36	'O' Ring, Air Bleed Screw	A910E6776F	4		
37	Plug, Vacuum Tapping Orifice	A910E6777F	4		
38	Accelerator Pump Diaphragm	A910E6852	2		



USA
 TURBO (HCl)
 42.05A

PLATE Ref.No.	DESCRIPTION	PART NUMBER	QUANTITY		REMARKS
			H.C.I.		
42.05A					
1	Fuel Pipe Kit, Distributor/Injectors/Cold Start/W.U.R.	A910E9165F		1)Includes Banjo Bolts & Sealing Washers.)With W.U.R. on Alternator Bracket >Includes Banjo Bolts & Sealing Washers. >With W.U.R. on Inlet Manifold
	Fuel Pipe Kit, Distributor/Injectors/Cold Start/W.U.R.	B910E9165F		1	
2	Copper Washer, 8mm, Injector Pipe/Distributor	A910E6719		8	
3	Banjo Bolt, M8, Injector Pipe/Distributor	A910E6723		4	
4	Adaptor, M8/M12, Control Pressure Pipe/Distributor	A910E6705		1	
	Washer, 12mm, Pipe/Adaptor	A910E6717		1	
	Washer, 8mm, Adaptor/Distributor	A910E6719		1	
7	Banjo Bolt M10, Control Pressure Pipe/W.U.R.	A910E6722		1	
8	Copper Washer, 10mm, Pipe/W.U.R.	A910E6718		2	
9	Banjo Bolt, M8, W.U.R. Return Pipe	A910E6723		2	
10	Copper Washer, 8mm, W.U.R. Return Pipe	A910E6719		4	
11	Banjo Bolt, M8, Cold Start Pipe	A910E6723		2	Includes Banjo Bolts & Sealing Washers
12	Copper Washer, 8mm, Cold Start Pipe	A910E6719		4	
13	Frequency Valve & Pipe Assembly	A910E9166		1	
14	Support Clip, Frequency Valve	A910E6743		1	
15	Setscrew, M6 x 20, Frequency Valve Fixing	A075W1030Z		1	
	Setscrew, M6 x 18, M.C.U. to Housing	A075W1029Z		11	
16	Washer, Flat, M.C.U. to Housing	A075W4013Z		12	
17	Double Banjo Bolt	A910E6703		1	
18	Copper Washer, 12mm, Double Banjo	A910E6717		3	
19	Banjo Bolt, M8, Frequency Valve Feed	A910E6723		1	
20	Copper Washer, 8mm, Banjo	A910E6719		2	
	Copper Washer Kit, Fuel Pipe Sealing	A910E6801		1	Comprises 19 off 8mm, 2 off 10mm 13 off 12mm, 4 off 14mm
25	Fuel Injector, 'Air Stream'	A910E6731		4	
26	Clamp Plate, Injector Retaining	A910E6733		4	
27	Screw, 'Taptite', M5 x 8, Clamp Plate Fix	A082W5103F		4	
30	Mixture Control Unit	A910E6760F		1	Comprises items 31 & 32
31	Fuel Distributor	A910E6761F		1	

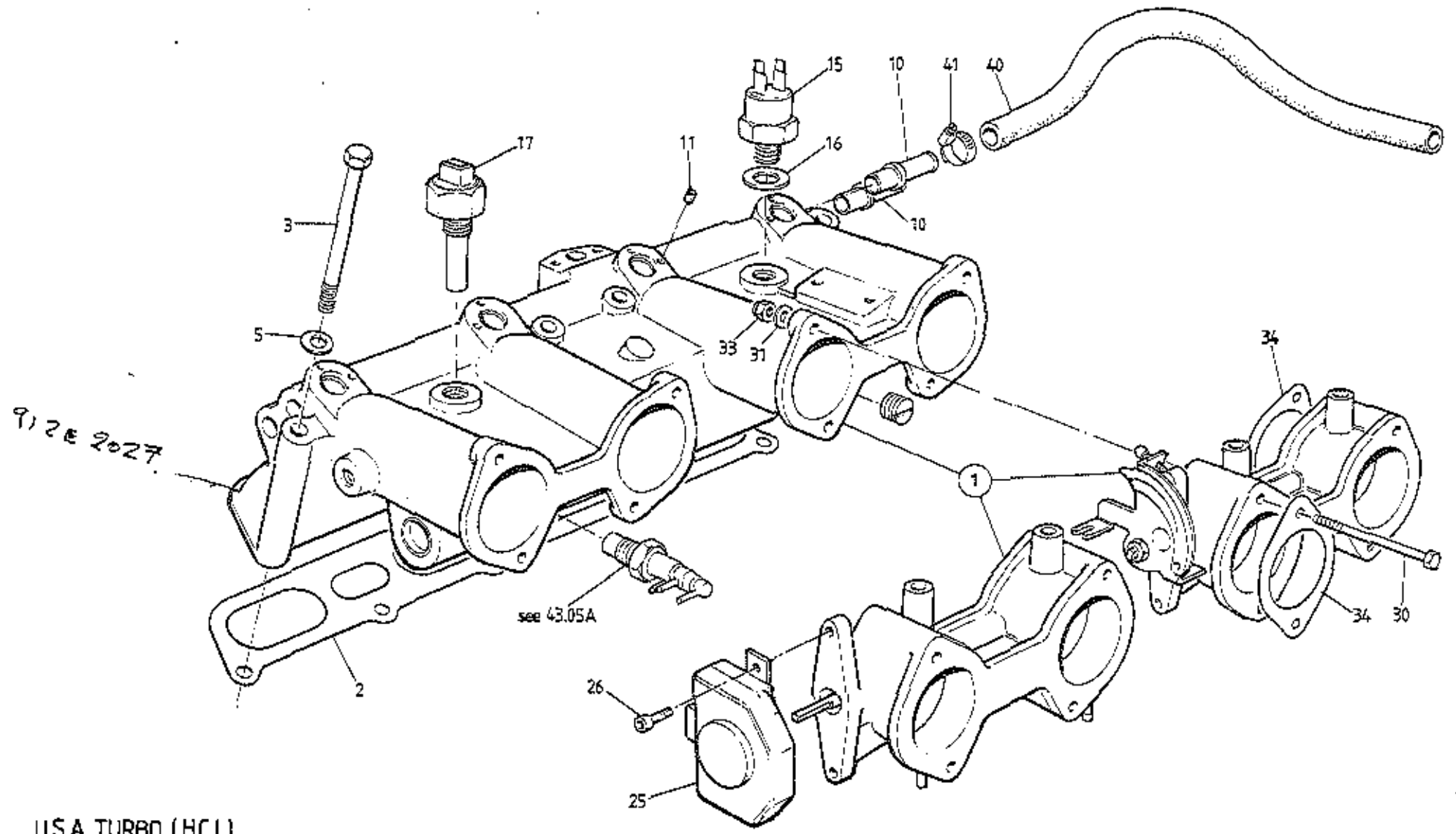
ILLUS. NO.	DESCRIPTION	PART NUMBER	QUANTITY		REMARKS
			H.C.I.		
42.05A					
32	Air Flow Sensor	A910E6762F	1		
33	Sealing Ring, Distributor to A.F.S.		1		
34	Base Housing, Mixture Control Unit	A910E9179J	1		
	Gasket, M.C.U. to Housing	A912E2021	1		
38	Setscrew, M8 x 20, Housing to Chassis	A075W1038Z	3		
39	Washer, Flat, Housing to Chassis	A075W4019Z	3		
	Washer, Spring, Housing to Chassis	A075W4036Z	3		
45	Auxiliary Air Valve	A910E6750F	1		
46	Setscrew, M6 x 12, Air Valve Fixing	A075W1027Z	2		
47	Washer, Flat, Air Valve Fixing	A075W4013	2		
48	Washer, Spring, Air Valve Fixing	A075W4046	2		
49	Hose, Air Valve/Cold Start Adaptor	A910E2174F	1		
50	Hose, Air Valve/Plenum Backplate	A910E2145	1		
51	Clip, Air Valve Hoses	A082W6213F	4		
55	Cold Start Injector	A910E6753F	1		
56	Gasket, Cold Start Injector	A910E2192	3		
57	Bolt, M6 x 40, Cold Start Injector Fix	A082W7040F	2		
58	Washer, Flat, Cold Start Injector Fix	A075W4013Z	2		
59	Adaptor Block, C.S.I./Air Valve Hose	A910E9196F	1		
60	Warm Up Regulator	A910E6732F	1		
61	Bolt, M6 x 20, W.U.R. Fixing	A082W7041F	2		With W.U.R. on Alternator Bracket
	Bolt, M6 x 16, W.U.R. Fixing	A075W7017F	2		With W.U.R. on Inlet Manifold
62	Washer, Spring, W.U.R. Fixing	A075W4046F	2		
63	Pad, Anti-Vibration, W.U.R.	A910E2252F	1		With W.U.R. on Alternator Bracket
	Vent Tube, Warm Up Regulator	A910E2189F	1		
66	Hose, By-Pass Valve to M.C.U. Housing	A910E2132F	1		
	Clip, Snapper, By-Pass Valve Hose	A082W6275F	2		
70	Electronic Control Unit	A910E6763F	1		
71	Bracket, E.C.U. Mounting	B082M4601F	1		
72	Screw, E.C.U. Bracket to Bulkhead	A075W5031F	3		
73	Cover, E.C.U.	A082M4602K	1		
74	Fastener, E.C.U. Cover	A075W6041F	3		
75	Clip, Fuel Pipe, 7-Line	A910E6734	2		
	Clip, Fuel Pipe, 2-Line	A910E6736	2		
	Clip, Fuel Pipe, 3-Line	A910E6735F	2		



USA TURBO (CARB)
4207A

PLATE Ref.No.	DESCRIPTION	PART NUMBER	QUANTITY		REMARKS
			'CARB'		
42.07A					
001	Inlet Manifold	C907E0123K	1		
003	Adaptor, Vacuum Take-Off	B910E1903F	1		
004	Plug, Thermal Switch Adapter	A910E1875F	1		
005	Thermal Switch (70/60 °C)	A910E6619F	1		
006	Gasket, Inlet Manifold to Head	A907E0204Z	1		
008	Washer, Inlet Manifold to Head	AD75W4020Z	9		
009	Nut, M8, Inlet Manifold to Head	A075W3021Z	9		
010	Stud, M8, Manifold to Carbs.	D910E1478K	8		
012	Rubber Washer, Carb. to Manifold	B036E0470Z	8		
014	Cup Washer, Carb. to Manifold	C036E0471Z	16		
016	Nut, Carb. to Manifold	A075W3010Z	8		
017	Spacer, Manifold to Carbs.	A910E1636K	4		
018	'O' Ring, Manifold/Spacer/Carbs.	A910E6387F	8		

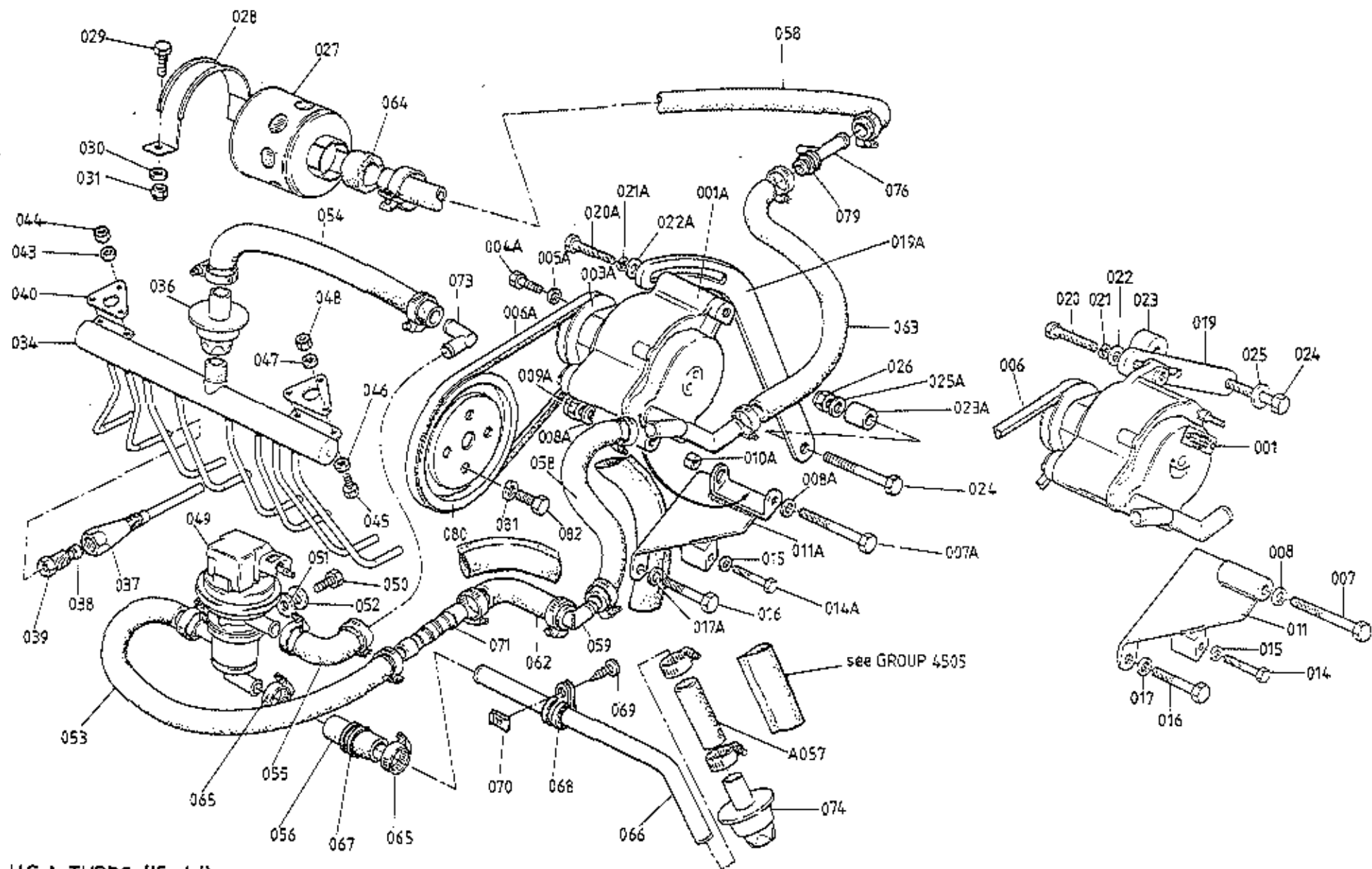
U.S.A. Turbo ('CARB')
42.07A



U.S.A TURBO (H.C.I.)
42.07B

PLATE Ref.No.	DESCRIPTION	PART NUMBER	QUANTITY		REMARKS
			H.C.I.		
42.07B					
1	Inlet Manifold/Throttle Bodies Assy.	A910E9221K	1		Mass Flowed at Factory
2	Gasket, Inlet Manifold to Head	A912E2009F	1		
3	Bolt, M8 x 100, Manifold to Head	A075W2049Z	4		
	Stud, M8, Manifold to Head	A912E2022	5		
5	Washer, Manifold Fixings	A075W4020Z	9		
	Nut, M8, Manifold to Head	A075W3021Z	5		
10	Spigot, Air Rail Hose Adaptors	A910E2153	2		
11	Grub Screw, Air Rail Blanking	A082W7034F	2		
15	Thermal Switch, 'High Temperature' 65/50°	A910E6769F	1		
16	Sealing Washer, Thermal Switch	A079M6052F	1		
17	Thermo/Time Switch, Cold Start Injector	A910E6751F	1		
25	Throttle Position Switch	A910E6752F	1		
26	Screw, M5 x 10, T.P.S. to T/Body	A082W7038F	2		
30	Bolt, M6 x 65, Plenum/T.Body/Manifold	A082W7039F	8		
31	Washer, Throttle Body Fixing	A075W4013Z	16		
33	Nut, Nyloc, M6, Throttle Body Fixing	A075W3009Z	8		
34	Gasket, Plenum/Throttle Body/Manifold	A910E1887F	8		
40	Hose, Plenum/Injector Air Rail	A910E2227F	1		
41	Clip, Air Rail Hose	A075W6205Z	2		

U.S.A. Turbo (H.C.I.)
42.07B

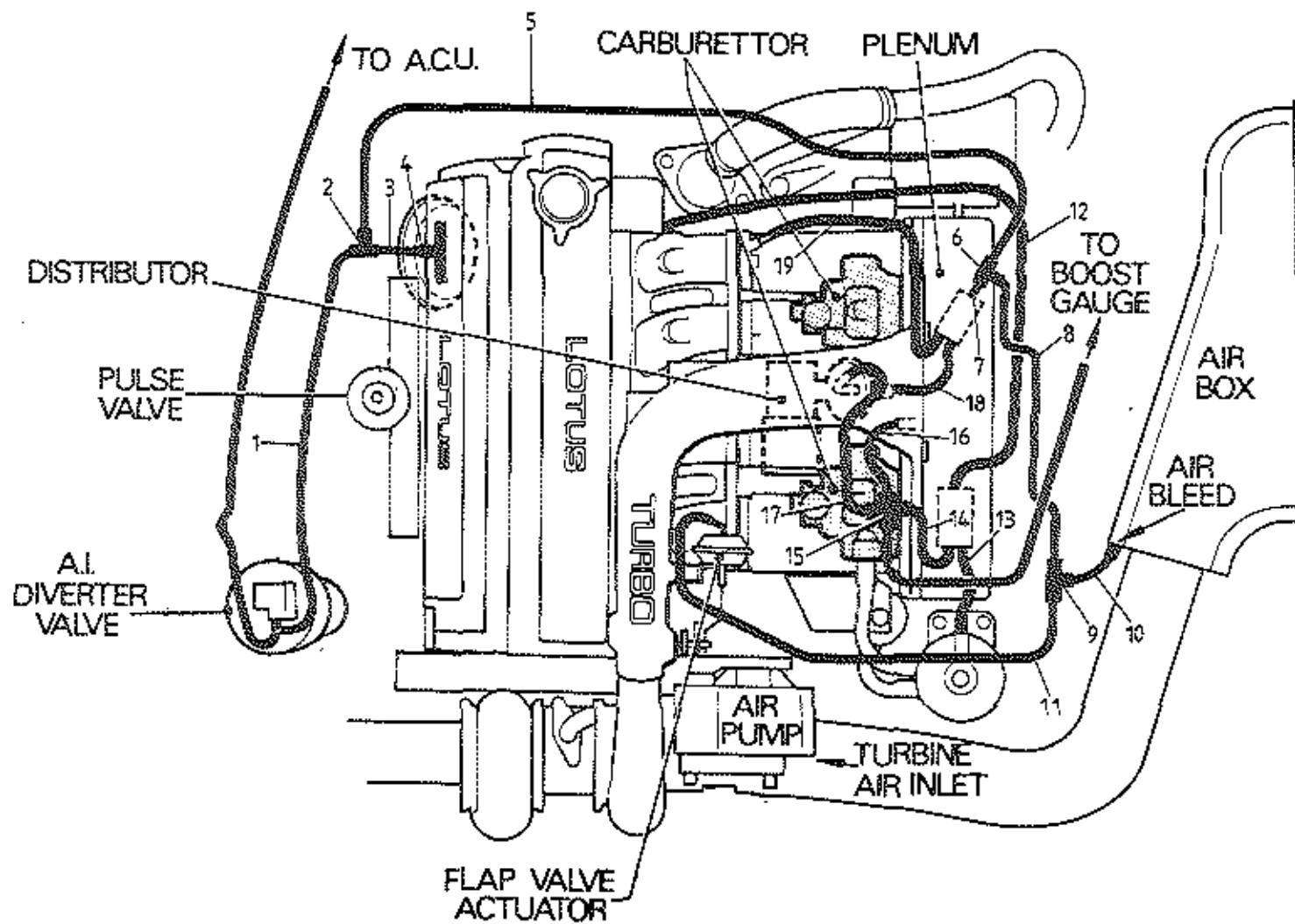


U.S.A. TURBO (Carb.)
 43.01A

PLATE Ref.No.	DESCRIPTION	PART NUMBER	QUANTITY		REMARKS
			LUCAS	SAGI- NAW	
43.01A					
					<u>Some 1983 Cars used Lucas Air Pump.</u> <u>Others use Saginaw Pump</u>
001	Air Pump Assy. Lucas	D907E6232F	1		inc. 'V' Pulley
001A	Air Pump Assy. Saginaw	A910E6658F		1	
003A	Pulley, Air Pump	A907E1239F		1	
004A	Setscrew, M6 x 25, Pulley Fixing	A075W1031Z		3	
005A	Washer, Flat, Pulley Fixing	A075W4013Z		3	
006	'V' Belt, Air Pump Drive	A907E6201Z	1		
006A	'V' Belt, Air Pump Drive	A910E6667F		1	
007	Bolt, M8 x 90, Pump Pivot	A075W2048Z	1		
007A	Bolt, M10 x 100, Pump Pivot	A079W2062F		1	
008	Washer, Flat, Pivot Bolt	A075W4020Z	2		
008A	Washer, Flat Pivot Bolt	A075W4024Z		2	
	Nut, Nyloc, M8, Pivot Bolt	A075W3010Z	1		
009A	Nut, Nyloc, M10, Pivot Bolt	A075W3011Z		1	
010A	Split Spacer Bush, Pump Bracket	A910E6666F		1	
011	Bracket, Air Pump Mounting	C910E1713F	1		
011A	Bracket, Air Pump Mounting	A910E9050F		1	
014	Bolt, M6 x 45, Brkt/Clutch Housing	A075W2031Z	1		
014A	Bolt, M6 x 40, Brkt/Clutch Housing	A075W2030Z		1	
015	Washer, Flat, 6mm	A075W4013Z	1	1	
016	Bolt, M10 x 50, Brkt/Clutch Housing	A075W2054Z	1	1	
017	Washer, Flat, 10mm	A075W4023F	1		
017A	Washer, Flat, 10mm	A075W4024Z		1	
019	Adjusting Strap, Air Pump	A910E1745F	1		
019A	Adjusting Strap, Air Pump	A910E1985F		1	
020	Setscrew, 5/16" UNC x 1", Strap/Pump	A075W1013Z	1		
020A	Setscrew, M10 x 30, Strap/Pump	A075W1049Z		1	
021	Washer, Spring, Strap/Pump	A075W4032Z	1		
021A	Washer, Spring, Strap/Pump	A075W4037Z		1	
022	Washer, Flat, Strap/Pump	A075W4002Z	1		
022A	Washer, Flat, Strap/Pump	A912E2007		1	

PLATE Ref.No.	DESCRIPTION	PART NUMBER	QUANTITY		REMARKS
			LUCAS	SAGI- NAW	
43.01A					
					<u>Some 1983 Cars used Lucas Air Pump.</u> <u>Others use Saginaw Pump</u>
023	Spacer, Strap to Clutch Housing, 18mm	A907E1186F	1		
	Spacer, Strap to Clutch Housing, 16mm	A082F0761F	1		Use with Timing Hole Water Shield
023A	Spacer, Strap to Clutch Housing, 26.6mm	B907E1186F		1	
	Spacer, Strap to Clutch Housing, 24.6mm	A082F0759F		1	Use with Timing Hole Water Shield
024	Bolt, M10 x 100, Strap to Clutch Housing	A079W2062F	1	1	
025	Washer, Flat, Strap to Clutch Housing	A075W4023F	1		
	Washer, Flat, Strap to Clutch Housing	A075W4024F		1	
026	Nut, Nyloc, M10, Strap to Clutch Housing	A075W3011Z	1	1	
027	Air Filter, Air Pump	A907E6258F	1	1	
028	Strap, Air Filter Fixing	X046M6151F	1	1	
029	Setscrew, M6 x 25, Air Filter Fixing	A075W2027Z	2	2	
030	Washer, Flat, Air Filter Fixing	A075W4013Z	2	2	
031	Nut, Nyloc, M6, Filter Fixing	A075W3009Z	2	2	
034	Air Rail	A910E1783F	1	1	
036	Non-Return Valve, Air Rail	B907E6237F	1	1	
037	Air Injector	A907E1019F	8	8	
038	Olive, Air Rail to Injector	A907E6236F	8	8	
039	Nut, Air Rail to Injector	A907E6235F	8	8	
040	Bracket, Air Rail to Cam Cover	A910E1716F	2	2	
043	Washer, Spring, Brkt. to Cam Cover	A075W4035Z	2	2	
	Washer, Flat, Brkt. to Cam Cover	A075W4013Z	2	2	
044	Nut, Nyloc, M6, Brkt to Cam Cover	A075W3020Z	2	2	
045	Setscrew, M6 x 16, Air Rail to Brackets	A075W1028Z	4	4	
046	Washer, Flat, Air Rail to Brackets	A075W4013Z	4	4	
047	Washer, Spring, Air Rail to Brackets	A075W4035Z	4	4	
048	Nut, M6, Air Rail to Brackets	A075W3020Z	4	4	
049	Divertor Valve	A910E6611F	1	1	
050	Screw, Divertor Valve Mounting	A075W5098F	2	2	
051	Washer, Flat, Valve Mounting	A075W4013Z	2	2	
052	Washer, 25 O/D, Valve Mounting	A075W4017Z	2	2	

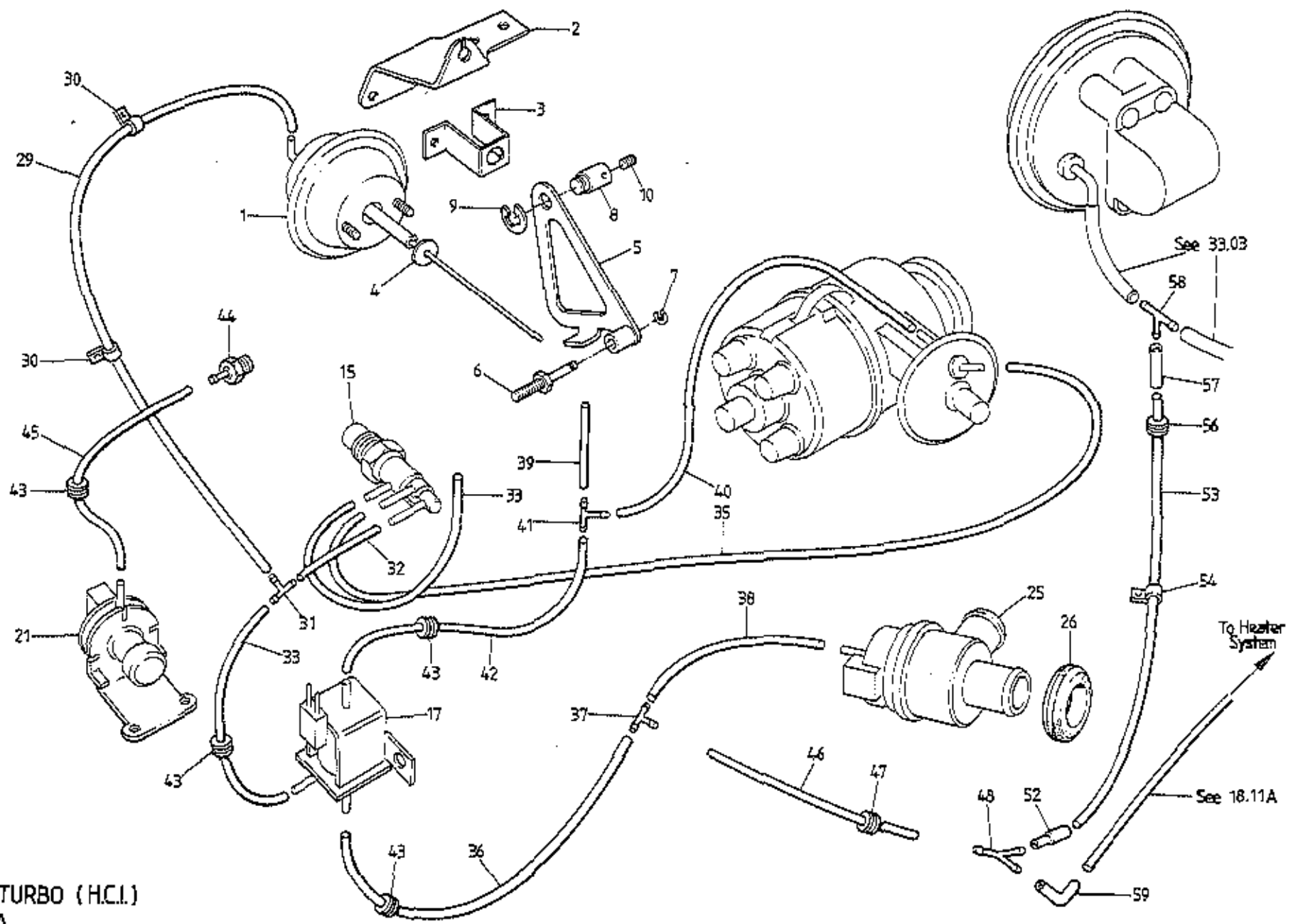
PLATE Ref.No.	DESCRIPTION	PART NUMBER	QUANTITY		REMARKS
			LUCAS	SAGI- NAW	
43.01A					
					<u>Some 1983 Cars used Lucas Air Pump.</u> <u>Others use Saginaw Pump</u>
053	Hose, Air, Divertor Valve Inlet	A910E1944K	1	1	
054	Hose, Air, Air Rail Inlet	A910E1945K	1	1	
055	Hose, Divertor Valve Outlet	A910E1946K	1	1	
056	Hose, Air, Divertor Valve to Catalyst Pipe	A910E1952K	1	1	
057	Hose, Air, Catalyst Pipe to Pulse Valve	A910E1953K	1	1	
058	Hose, Air, Air Filter & Pump Outlet	A910E1947K	2	2	
059	Elbow, 90°	A910E1982F	1	1	
062	Hose, Air, Elbow	A910E1983K	1	1	
063	Hose, Air, Pump Inlet	A907E1151F	1	1	
064	Adaptor, Filter to Hose	B910E1782F	1	1	
065	Hose Clip, Air Hoses	B907E6085F	17	17	
066	Pipe, Divertor Valve to Catalyst	A910E1948F	1	1	
067	Grommet, Pipe Through Wheelarch	A075P6021F	1	1	
068	'P' Clip, Pipe Fixing	A082U6090F	1	1	
069	Screw, 'P' Clip	A075W5028Z	1	1	
070	Spire Nut, 'P' Clip	A075W6013Z	1	1	
071	Connector, Straight, Air Hose	A910E6647F	1	1	
073	Connector, 90° Air Hose	A910E6669F	1	1	Replaces Straight Connector
074	Non-Return Valve, (Pulse), Catalyst	B907E6237F	1	1	
076	Venturi Tube	A910E9045F	1	1	
079	Grommet, Venturi Tube/Sidewall	A910E6655F	1	1	
080	Pulley, Exhaust Cam, Rear	A907E6290F	1	1	R/B A910E2253F
	Pulley, Exhaust Cam, Rear	A910E2253F	1	1	
081	Washer, Spring, Pulley Fixing	A075W4036Z	4	4	
082	Setscrew, M8 x 12, Pulley Fixing	A075W1035Z	4	4	
	Strap, Hose Securing	A075W6038Z	1	1	



USA
 TURBO (CARB)
 43.03A

PLATE Ref. No.	DESCRIPTION	PART NUMBER	QUANTITY		REMARKS
			'CARB'		
43.03A					
1	Hose, Vacuum, Black	A910E1914	1		Divertor Valve to 'T'-Piece
2	'T'-Piece, Divertor Valve	A075P6081F	1		D.V./Ignition Solenoid/Vacuum Take-Off
3	Hose, Vacuum, Black, 3/16"	A910E1913	1		D.V. 'T'-Piece to Vacuum Take-Off
4	Straight Connector	A075P6080F	1		3/16" Hose to Vacuum Take-Off 'T'-Piece
5	Hose, Vacuum, Black	A910E1915	1		D.V. 'T'-Piece to Ignition Solenoid 'T'-Piece
	Clip, Hose to RH Wall	A075W6227F	1		
6	'T'-Piece, Ignition Solenoid	A075P6081F	1		Ignition Solenoid/Supply/Air Bleed 'T'-Piece
7	Hose, Vacuum, Black	A910E1917	1		Ignition Solenoid to 'T'-Piece
8	Hose, Vacuum, Black	A910E1916	1		Ignition Solenoid 'T'-Piece to Air Bleed 'T'-Piece
9	'T'-Piece, Air Bleed	A075P6081F	1		Air Box/Ignition Solenoid 'T'-Piece/Flap Valve
10	Hose, Vacuum, Black	A910E1918	1		Air Bleed to 'T'-Piece
11	Hose, Vacuum, Black	A910E1919	1		Air Bleed 'T'-Piece to Flap Valve
	Tie Wrap, Hose to Fuel Pipe	A075W6038Z	1		
12	Hose, Vacuum, Black/Red	A910E1962K	1		Fuel Pressure Solenoid to Intake Manifold
13	Hose, Vacuum, Black/Blue	A910E1923	1		Fuel Pressure Valve to Solenoid
14	Hose, Vacuum, Black/Blue	A910E1924	1		Fuel Pressure Solenoid to 4-Way
15	4-Way Connector	A910E6645	1		
16	Hose, Vacuum, Black/Blue	A910E1925	1		Plenum Backplate to 4-Way
17	Hose, Vacuum, Black/Blue	A910E1926	1		Distributor to 4-Way
18	Pipe Assembly, Vacuum (inc. Connectors)	B910E9048J	1		Distributor to Ignition Solenoid
19	Hose, Vacuum, Black/Orange	A910E1928	1		Trottle Edge Drilling to Ignition Solenoid

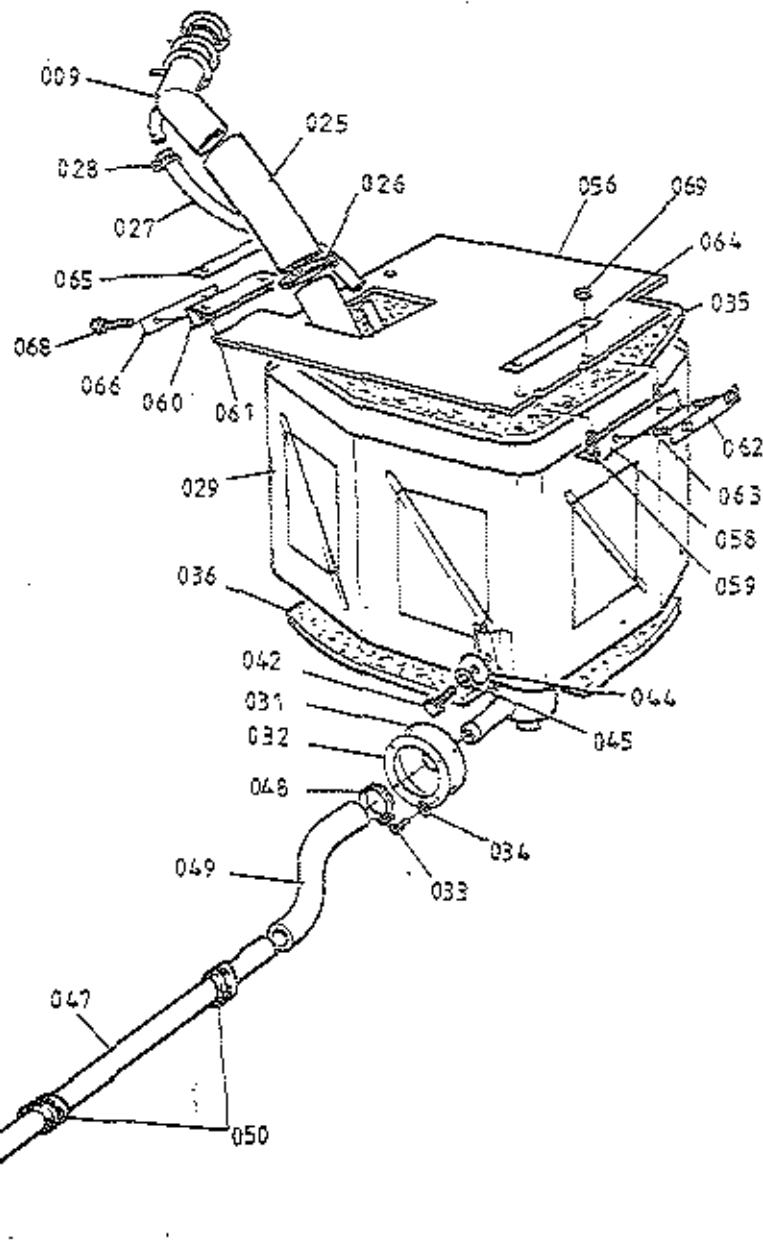
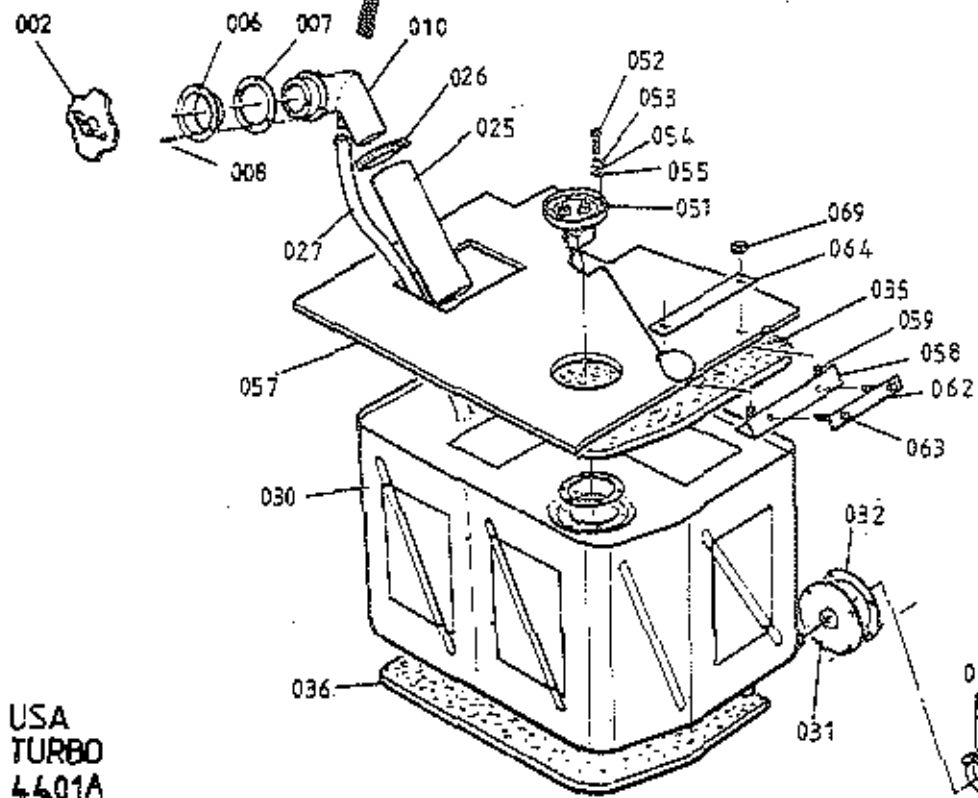
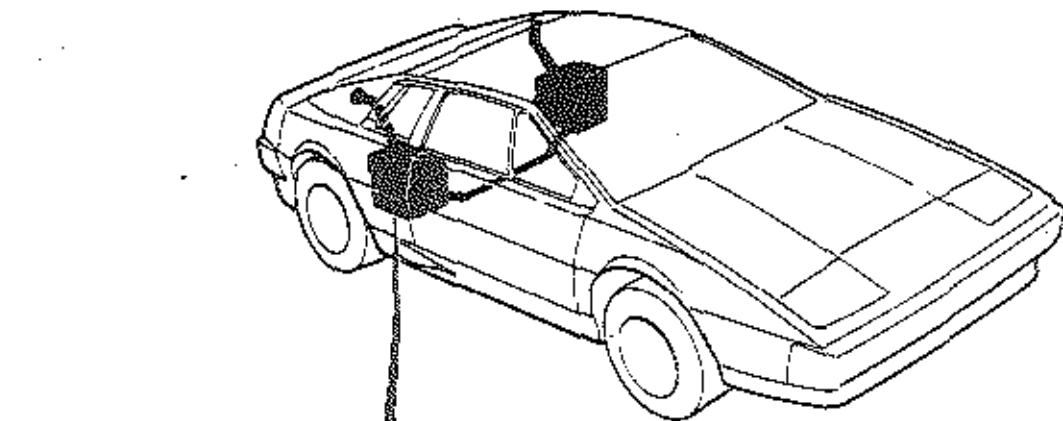
U.S.A. Turbo ('CARB')
43.03A



U.S.A. TURBO (H.C.I.)
43.05A

PLATE Ref. No.	DESCRIPTION	PART NUMBER	QUANTITY		REMARKS
			H.C.I.		
43.05A					
1	Vacuum Actuator	A910E6793F	1		
2	Mounting Bracket, Vacuum Actuator	A910E2157F	1		
3	Stop Bracket, Vacuum Actuator	A910E2165F	1		
4	Stop Washer, Vacuum Actuator Rod	A075W4001Z	1		
5	Cam Lever, Throttle Jacking	A910E9205F	1		
6	Pivot Spindle, Cam Lever	A910E2162F	1		
7	Retaining Ring, Cam Lever to Pivot	A910E6798F	1		
8	Clamp, Pivoting, Rod to Cam Lever	A910E2163F	1		
9	Retaining Ring, Clamp to Lever	A910E6791F	1		
10	Grub Screw, M5 x 8, Rod to Clamp	A082W7034F	1		
15	Thermal Ignition Valve	A910E6792F	1		
17	Ignition Solenoid	A910E6764F	1		
	Setscrew, Ignition Solenoid Fixing	A075W5090F	2		
	Washer, Ignition Solenoid Fixing	A075W4016Z	2		
	Nut, Nyloc, Ignition Solenoid Fixing	A075W3009Z	2		
21	Overboost Switch	A082M4610K	1		
	Screw, Overboost Switch Fixing	A075W5012F	2		
	Spire Nut, Overboost Switch Fixing	A075W6013F	2		
25	Fuel By-Pass Valve	A910E6757F	1		
26	Grommet, Shut-Off Valve to Airbox	A082E6021F	1		
29	Vacuum Pipe, Throttle Jack to 'T'	A910E2199F	1		370mm of A910E6640 Black/Red
30	'P'-Clip, Vacuum Pipe to Injector Clamps	A075W6227Z	2		
31	'T' Piece, Vacuum Pipe	A082J6089F	1		
32	Vacuum Pipe, 'T'-Piece to T.I.V.	A910E2200F	1		105mm of A910E6783 Black/Red
33	Vacuum Pipe, 'T'-Piece to Ignition Solenoid	A910E2201F	1		420mm of A910E6783 Black/Red
34	Vacuum Pipe, T.I.V. to Throttle Edge (4)	A910E2202F	1		150mm of A910E6784 Black/White
35	Vacuum Pipe, T.I.V. to Dist. Advance Capsule	A910E2203F	1		280mm of A910E6786 Black
36	Vacuum Pipe, Ignition Solenoid to By-Pass 'T'	A910E2204F	1		250mm of A910E6786 Black

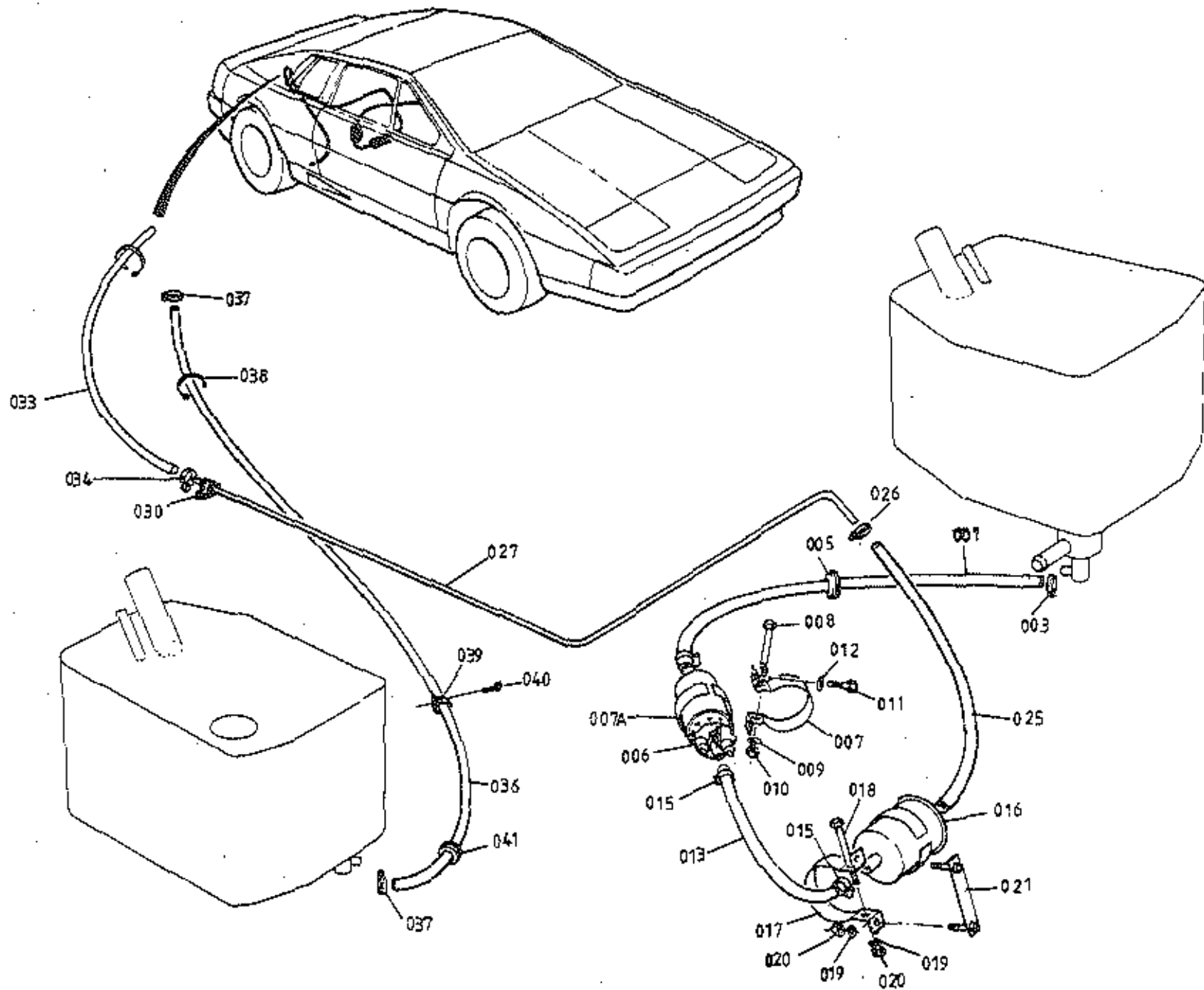
PLATE Ref.No.	DESCRIPTION	PART NUMBER	QUANTITY		REMARKS
			H.C.I.		
43.05A					
37	'T'-Piece, Vacuum Pipe	A082J6089F	1		
38	Vacuum Pipe, 'T'-Piece to By-Pass Valve	A910E2205F	1		60mm of A910E6786 Black
39	Vacuum Pipe, 'T'-Piece to No. 3 Inlet Port	A910E2206F	1		55mm of A910E6785 Black/Blue
40	Vacuum Pipe, 'T'-Piece to Dist. Retard Capsule	A910E2207F	1		185mm of A910E6785 Black/Blue
41	'T'-Piece, Vacuum Pipe	A082J6089F	1		
42	Vacuum Pipe, 'T'-Piece to Ignition Solenoid	A910E2208F	1		520mm of A910E6785 Black/Blue
43	Grommet, Vacuum Pipe to Coil Box	X036B6010Z	4		
44	Adaptor, Vacuum Pipe to Manifold	A910E6789F	1		
45	Vacuum Pipe, Manifold to Overboost Switch	A910E2229F	1		485mm of A910E6784 Black/White
46	Vacuum Pipe, 'T'-Piece to 'Y'-Piece	A910E2203K	1		280mm of A910E6642 Black
47	Grommet, Vacuum Pipe/RH Wall	X036B6150	1		
48	'Y'-Piece, Vacuum Pipe	A082J6090	1		
52	Connector, Straight, Tube to 'Y'-Piece	A075P6080	1		
53	Vacuum Tube, 'Y'-Piece to 'T'-Piece	B082J4162K	1		1350mm of A082J6095
54	'P' Clip, Tube to Airbox	A075W6227	1		
	Rivet, 'P' Clip to Airbox	A085W6259F	1		
56	Grommet, Tube/RH Wall	X036B6150	1		
57	Connector Hose, Tube/'T'-Piece	A082J4164K	1		
58	'T'-Piece, Vacuum Pump Take-Off	A082L6048F	1		
59	Elbow, 'Y' to Heater Pipe	A075P6069F	1		



USA
TURBO
4401A

PLATE Ref.No.	DESCRIPTION	PART NUMBER	QUANTITY		REMARKS
			'CARB'	H.C.I.	
44.01A					
002	Filler Cap Assembly	B076L0167F	2	2	
006	Clamp Ring, Filler Neck	A079L4034F	2	2	
007	Gasket, Clamp Ring to Body	A079L4035F	2	2	
008	Screw, Clamp Ring Fixing	A075W5014F	8	8	
009	Fuel Filler Neck, LH	C082L4047F	1		
	Fuel Filler Neck, LH	B082L4109F		1	
010	Fuel Filler Neck, RH	C082L4048F	1		
	Fuel Filler Neck, RH	B082L4110F		1	
025	Hose, Filler Neck to Tank	A082L4112F	2		
	Hose, Filler Neck to Tank	A082L4131F		2	
026	Hose Clip, Filler Hose	A075L6044F	4	8	
027	Pipe, Filler Vent	A082L4071F	2		
	Pipe, Filler Vent	A082L4111F		2	
028	Hose Clip, Filler Vent Hose	A079K6018F	4		
	Hose Clip, Filler Vent Hose	A075M6145F		8	
029	Fuel Tank, LH (Requires Banjo Offtake)	C082L4045F	1		R/B D082L4045F
	Fuel Tank, LH (Integral Fuel Pipe Spigot)	D082L4045F	1		
	Fuel Tank, LH	C082L4105F		1	
030	Fuel Tank, RH (Requires Banjo Offtake)	C082L4046F	1		R/B D082L4046F
	Fuel Tank, RH (Integral Fuel Pipe Spigot)	D082L4046F	1		
	Fuel Tank, RH	C082L4104F		1	
031	Grommet, Crossover Hose/Body	A082L4064F	2	2	
032	Ring, Grommet Fixing	A082L4065K	2	2	
	Screw, Ring Fixing	A075W5034Z	8) R/B items 033 & 034
	Spire Nut, Ring Fixing	A075W6016Z	8)
033	Screw, Ring Fixing	A075W5016Z	8	8	
034	Washer, Ring Fixing	A075W4000Z	8	8	
035	Foam, Tank Clamping	A082L4063F	2		
	Foam, Tank Clamping	A082L4120F		2	
036	Foam, Tank Seating	A079L4032K	2		
	Foam, Tank Seating	A082L4119K		2	
042	Setscrew, M8 x 25, Tank to Body	A075W1039Z	2	2	
044	Washer, Flat, Tank to Body	A075W4020Z	2	2	
045	Washer, Spring, Tank to Body	A075W4036Z	2	2	

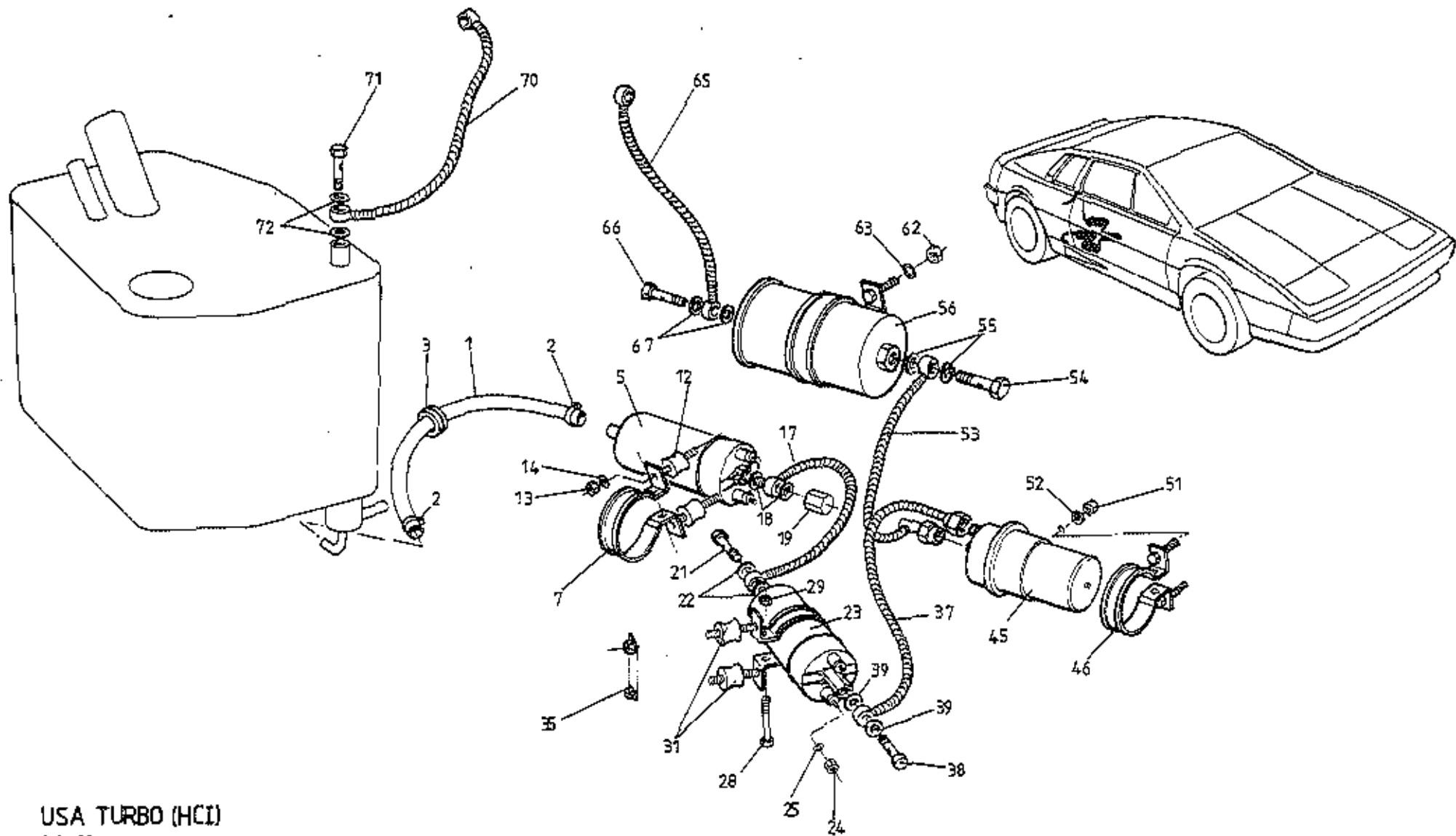
PLATE Ref.No.	DESCRIPTION	PART NUMBER	QUANTITY		REMARKS
			'CARB'	H.C.I.	
44.01A					
047	Pipe, Crossover, Fuel Tank Interconnection	B082L4061F	1	1	
048	Hose Clip, Crossover Pipe Hoses	A075M6145F	4	4	
049	Hose, Tank to Crossover Pipe	B082L4062F	2	2	
050	Grommet, Crossover Pipe/Chassis	A046K6001F	2	2	
051	Sender Unit, Fuel Gauge	A082L6032F	1	1	Including Gasket
	Gasket, Sender Unit	A026L6000F	1	1	
052	Screw, 10 UNF x 1/2", Sender Fixing	A075W1002F	6)
053	Washer, Spring, Sender Fixing	A075W4030F	6)R/B A082W7044F
054	Washer, Flat, Sender Fixing	A075W4011F	6)
	Capscrew, 10 UNF x 1/2", Sender Fixing	A082W7044F	6	6	
055	Washer, Fibre, Sender Fixing	A075W4058F	6	6	
056	Board, Fuel Tank Top, LH	A082U4913F	1		
	Board, Fuel Tank Top, LH	C082U5000F		1	
057	Board, Fuel Tank Top, RH	A082U4914F	1		
	Board, Fuel Tank Top, RH	C082U4999F		1	
058	Bracket, Tank Board to Bulkhead	A082U4675K	2	2	
060	Bracket, Tank Board to Wheelarch	A082U4676K	2	2	
062	Studplate, Bracket to Bulkhead	A082U4677K	2	2	
064	Washer Plate, Bulkhead Bracket/Board	A082U4678K	2	2	
065	Washer Plate, Wheelarch Bracket/Board	A082U4679K	2	2	
066	Washer Plate, Wheelarch Bracket/Board	A082U4680K	2	2	
068	Setscrew, M8 x 20, Wheelarch Bracket Fix	A075W1038Z	8	8	
069	Nut, Nyloc, M8, Bulkhead Bracket Fix	A075W3010Z	8	8	



USA
 TURBO(CARB)
 44.03A

PLATE Ref. No.	DESCRIPTION	PART NUMBER	QUANTITY		REMARKS
			'CARB'		
44.03A					
001	Banjo, 12mm, LH Tank Fuel Feed	A082L4103F	1)
003	Copper Washer, Banjo	A079L6006F	1)If Fitted
005	Crush Washer, 1/2" Banjo	A075L6022F	1)
006	Bolt, Banjo	A079L6005F	1)
007	Pipe, Dunlop, LH Tank to Pump	A082L4098K	1		Cut From A082L6038V (400mm)
007A	Clip, Fuel Pipe to Tank & Pump	A082L6042F	2		
008	Grommet, Pipe Through Body	A075L6025F	1		
009	Fuel Pump	A082L6014F	1		
010	Clamp, Fuel Pump Mounting	A082L4067F	1		
011	Insulator Strip, Clamp to Pump	A075L0112Z	1		
012	Bolt, M5 x 40, Pump Clamping	A079W2033F	1		
013	Washer, Plain, Pump Clamping	A075W4011F	2		
014	Nut, Nyloc, M5, Pump Clamping	A075W3008Z	1		
015	Setscrew, M6 x 20, Clamp to Chassis	A075W1030Z	2		
016	Washer, Flat, Clamp to Chassis	A075W4013Z	2		
017	Pipe, Pump to Filter	A082L4099K	1		Cut From A082L6036V (300mm)
017A	Clip, Pipe to Pump & Filter	A082L6042F	2		
018	Filter, Fuel	A082L6016F	1		
019	Clamp, Fuel Filter	A082L4066F	1		
020	Insulator Strip, Clamp to Filter	A079K4057F	1		
021	Bolt, M6 x 60, Filter Clamping	A082W2078F	1		
022	Washer, Flat, Filter Clamp	A075W4013Z	4		
023	Nut, Nyloc, M6, Filter Clamp	A075W3009Z	3		
024	Studplate, Filter Clamp to Body	A082L4068K	1		
025	Pipe Filter to Bundy	A082L4100K	1		Cut From A082L6036V (350mm)
026	Clip, Pipe Filter & Bundy	A082L6042F	2		
027	Bundy Pipe, Fuel Feed	A082L4093F	1		
030	'P' Clip Bundy Fixing	A075Q6013F	1		
	Nut, Nyloc, M8, Clip Fixing	A075W3010Z	1		
	Clip, Bundy Pipe to Water Pipe Bracket	A075W6237F	1		

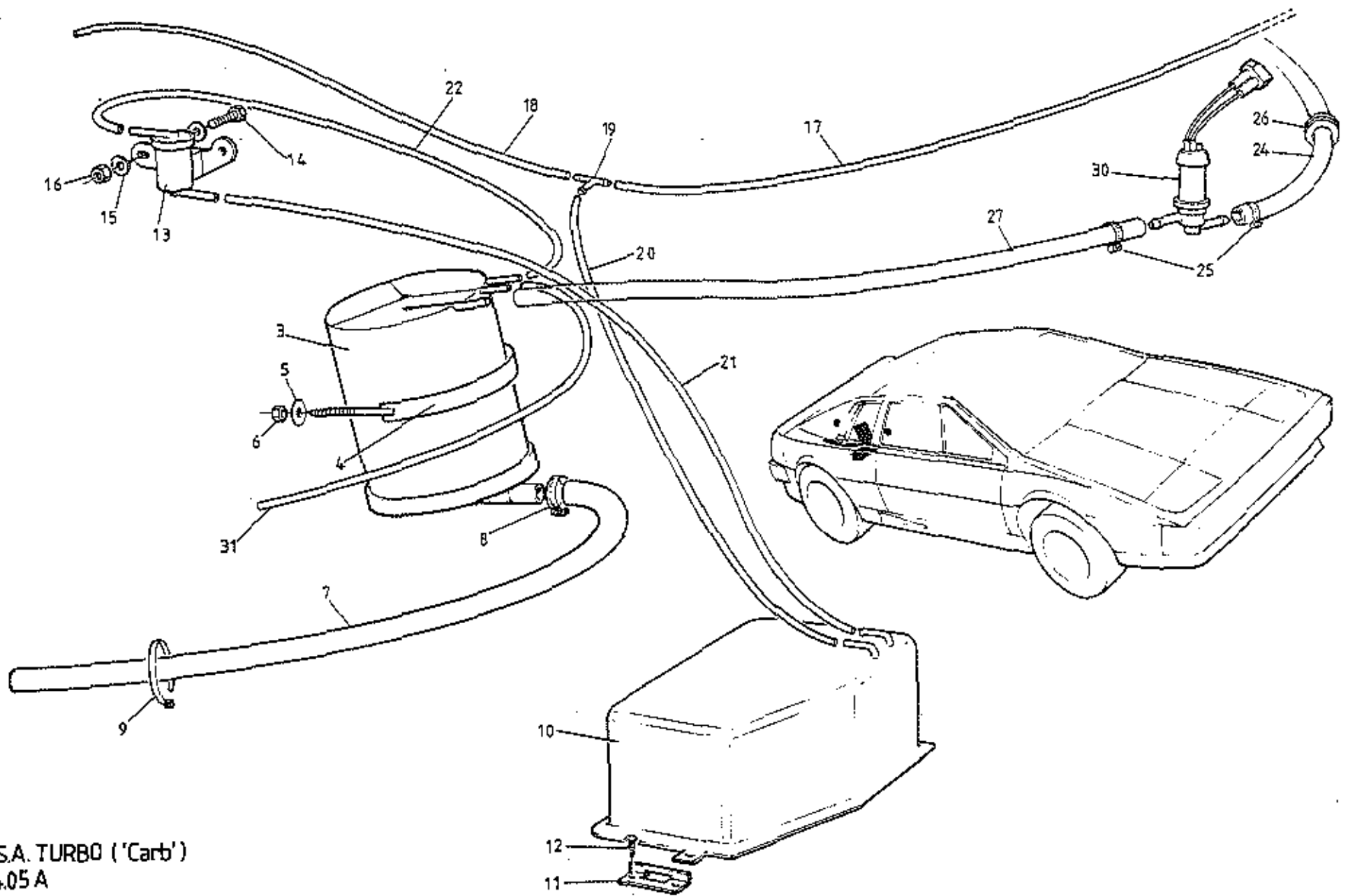
PLATE Ref. No.	DESCRIPTION	PART NUMBER	QUANTITY		REMARKS
			'CARB'		
44.03A					
033	Pipe, Dunlop, Bundy to P.R.V.	A082L4101K	1		Cut From A082L6036V (500mm) For Dunlop Pipe
034	Clip, Pipe to Bundy & P.R.V.	A082L6042F	2		
	Tie Wrap, Fuel Pipe to Breather	A075W6038Z	1		
036	Pipe, Dunlop P.R.V. to RH Tank	A082L4102K	1		Cut From A910E6650V (1450mm) For Dunlop Pipe
037	Clip, Pipe to P.R.V. & Tank	A082L6042F	2		
038	Tie Wrap, Return Hose to Chassis	A075W6038Z	1		
039	'P' Clip, Return Hose to Body	A075W6002Z	2		
040	Screw, s/t, 'P' Clip Fixing	A075W5016Z	2		
041	Grommet, Return Hose/Body	A075L6025F	1		
	Banjo, RH Tank	A082L4072F	1)
	Copper Washer, Banjo	A079L6006F	1) If Fitted
	Crush Washer, 1/2" Banjo	A075L6022F	1)
	Bolt, Banjo	A079L6005F	1)



USA TURBO (HCl)
44.03B

PLATE Ref.No.	DESCRIPTION	PART NUMBER	QUANTITY		REMARKS
			H.C.I.		
44.03B					
1	Pipe, RH Tank to Pump	A082L4118K	1		
2	Clip, Pipe to Tank & Pump	A082L6042F	2		
3	Grommet, Pipe Through Body	A075L6025F	1		
5	Fuel Pump, Primary	A910E6725F	1		
7	Clamp Bracket, Fuel Pump to Chassis	B082L4106F	1		
	Insulator Strip, Pump to Bracket	A082L6152V	190mm		
	Clamp Bolt, M6 x 35, Bracket to Pump	A075W2029Z	1		
	Nut, Nyloc, M6, Bracket to Pump	A075W3009Z	1		
	Washer, Flat, Bracket to Pump	A075W4013Z	2		
12	Mounting Bobbin Flexible	X050S0156Z	2		
13	Nut, Nyloc, 5/16" UNF, Bobbin Fixing	A075W3002Z	4		
14	Washer, Flat, Bobbin to Bracket & Chassis	A075W4002Z	4		
17	Fuel Pipe Assy, Primary Pump to Secondary Pump	A082L4125F	1		
18	Washer, 12mm, Primary Pump Outlet	A910E6717F	2		
19	Cap Nut, Primary Pump Outlet Connection	A910E6707F	1		
21	Banjo Bolt, M14, Secondary Pump Inlet	A910E6721F	1		
22	Washer, 14mm, Secondary Pump Inlet	A910E6720F	2		
23	Fuel Pump, Secondary	A910E6758F	1		
24	Nut, Nyloc, M4, Fuel Pump Terminals	A075W3049F	2		
	Nut, Nyloc, M5, Fuel Pump Terminals	A075W3008Z	2		
25	Washer, Fuel Pump Terminals	A075W4011Z	4		
26	Clamp Bracket, Fuel Pump to Body	B082L4106F	1		
	Insulator Strip, Pump to Bracket	A082L6152V	190mm		
28	Clamp Bolt, M6 x 35, Bracket to Pump	A075W2029Z	1		
29	Nut, Nyloc, M6, Bracket to Pump	A075W3009Z	1		
	Washer, Flat, Bracket to Pump	A075W4013Z	2		
31	Mounting Bobbin, Flexible	X050S0156Z	2		
	Nut, Nyloc, 5/16" UNF, Bobbin Fixing	A075W3002Z	2		
	Washer, Flat, Bobbin to Bracket	A075W4002Z	2		
35	Tapping Plate, Bracket to Body	A082L4121F	1		
	Pop Rivet, Tapping Plate to Body	A075W6094	1		
37	Fuel Pipe Assy. Secondary Pump to Accumulator	A082L4124F	1		
38	Banjo Bolt, M12, Secondary Pump to Outlet	A910E6702F	1		
39	Washer, 12mm, Secondary Pump Outlet	A910E6717F	2		

PLATE Ref. No.	DESCRIPTION	PART NUMBER	QUANTITY		REMARKS
			H.C.I.		
44.03B					
45	Fuel Accumulator	A910E6727F	1		
46	Clamp Bracket	A082L4108F	1		
	Insulator Strip, Accumulator to Bracket	A082L6152V	210mm		
	Bolt, M6 x 40, Clamp Bracket to Accumulator	A075W2030Z	1		
	Nut, Nyloc, M6, Bracket to Accumulator	A075W3009Z	1		
	Washer, Flat, Bracket to Accumulator	A075W4013Z	2		
51	Nut, Nyloc, M8, Bracket to Chassis	A075W3010Z	2		
52	Washer, Flat, Bracket to Chassis	A075W4020Z	2		
53	Fuel Pipe Assembly, Accumulator to Filter	B910E9163F	1		
54	Banjo Bolt, Fuel Filter Inlet		1		
55	Washer, Fuel Filter Inlet		2		
56	Fuel Filter	A910E6726F	1		
57	Clamp Bracket, Filter to Chassis	A082L4107F	1		
	Insulator Strip, Filter to Bracket	A082L6152V	250mm		
	Bolt, Clamp Bracket to Filter	A075W2032Z	1		
	Nut, Nyloc, M6, Bracket to Filter	A075W3009Z	1		
	Washer, Flat, Bracket to Clamp Bolt	A075W4013Z	1		
62	Nut, Nyloc, M8, Filter Clamp to Chassis	A075W3010Z	2		
63	Washer, Flat, Filter Clamp to Chassis	A075W4020Z	2		
65	Fuel Pipe Assembly, Filter to Fuel Distributor		1		
66	Banjo Bolt, Fuel Filter Outlet		1		
67	Washer, Fuel Filter Outlet		2		
70	Fuel Pipe Assembly, Return to RH Tank	A910E9176F	1		
71	Banjo Bolt, Pipe to Tank		1		
72	Washer, Fuel Tank Connection		2		
	Grommet, Fuel Return Pipe	X050B6158	1		
	Fuel Pipe Kit	B910E9167F	1		
					Includes following pipes: pump to pump, pump to accumulator, accumulator to filter, filter to M.C.U., M.C.U. to tank and banjo bolts.



U.S.A. TURBO ('Carb')
44.05 A

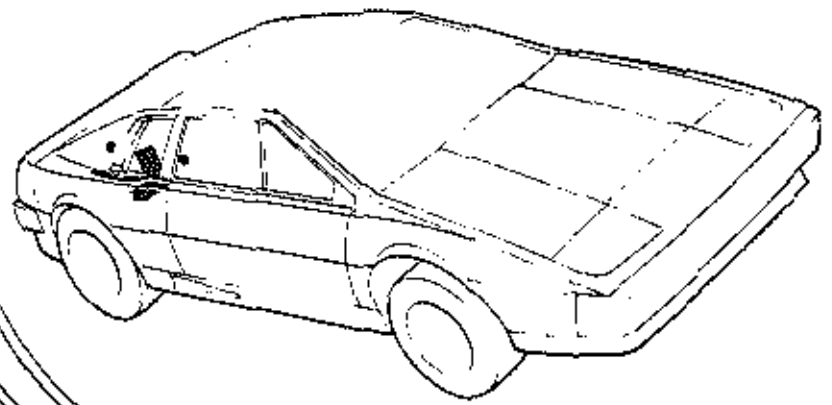
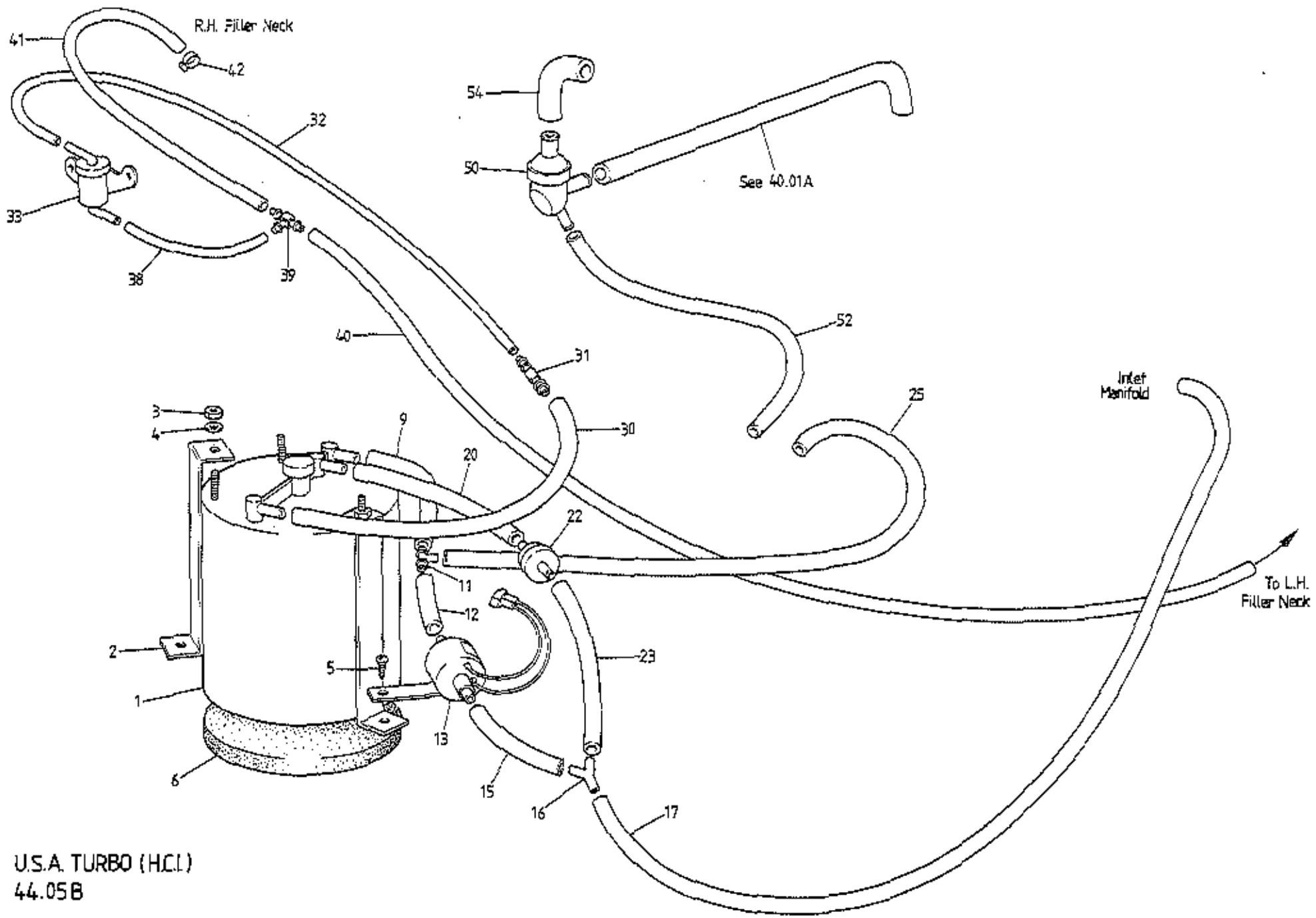


PLATE Ref.No.	DESCRIPTION	PART NUMBER	QUANTITY		REMARKS
			'CARB'		
44.05A					
3	Charcoal Canister, Evaporative Loss	A082L6035F	1		
4	Strap, Canister to Body	A082L4090F	1		
5	Washer, Strap Fixing	A075W4009Z	2		
6	Nut, Nyloc, M5, Strap Fixing	A075W3008Z	2		
7	Hose, Charcoal Canister Breather	A907E1151F	1		
8	Hose Clip, Breather Hose	B907E6085Z	1		
9	Tie Wrap, Breather Hose	A075W6045Z	1		
10	Catch Tank, Evaporative Loss	C079L4013F	1		
11	Bracket, Catch Tank Fixing	A082L4095E	1		
12	Screw, s/t, Bracket & Tank Fixing	A075W5014F	3		
13	Roll-Over Valve	A075L6036F	1		
14	Setscrew, M6 x 25, Valve to Body	A075W5089Z	2		
15	Washer, Valve to Body	A075W4013Z	4		
16	Nut, Nyloc, M6, Valve to Body	A075W3009Z	2		
17	Hose, Evaporative Loss, LH Filler Neck/T-Piece	A910E1937K	1		2m of A036L0085V
18	Hose, Evaporative Loss, RH Filler Neck/T-Piece	A910E1938K	1		200mm of A036L0085V
19	'T'-Piece, Filler Necks/Catch Tank	A075L6042F	1		
20	Hose, Evaporative Loss, 'T'-Piece/Catch Tank	A910E1936K	1		600mm of A036L0085V
21	Hose, Evaporative Loss, Catch Tank/R.O. Valve	A910E1936K	1		600mm of A036L0085V
22	Hose, Evaporative Loss, R.O Valve/Canister	A910E1935K	1		450mm of A036L0085V
24	Hose, Plenum to Vent Valve	A910E1972K	1		
25	Hose Clip, Evaporative Loss Hose	A082L6042F	2		
26	Grommet, Hose/Body	A082L6040F	1		
27	Hose, Vent Valve to Canister	A910E1973K	1		
30	Plenum Vent Valve	A082M4259J	1		
31	Hose, Canister to Venturi Tube	A910E1964K	1		

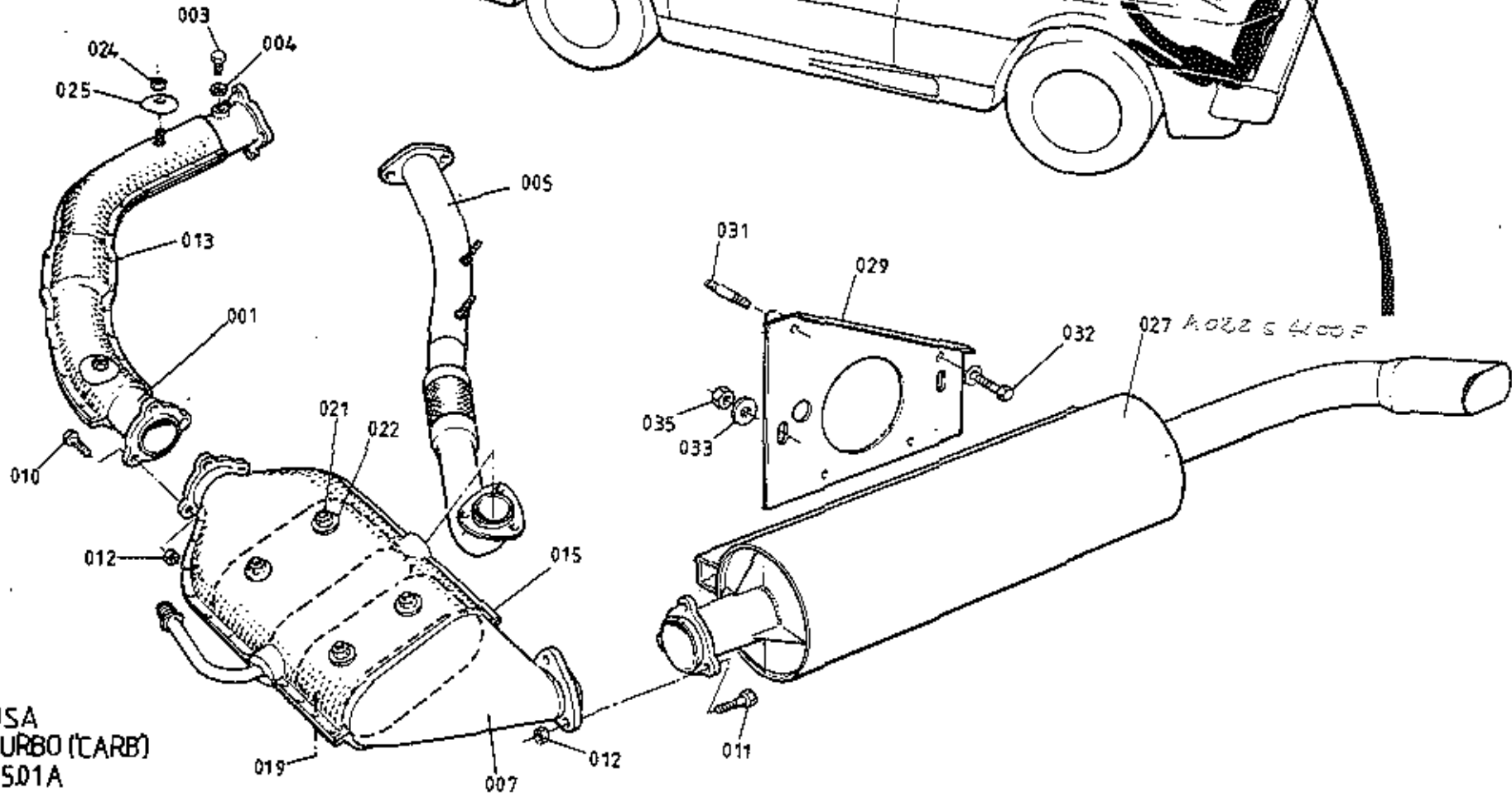
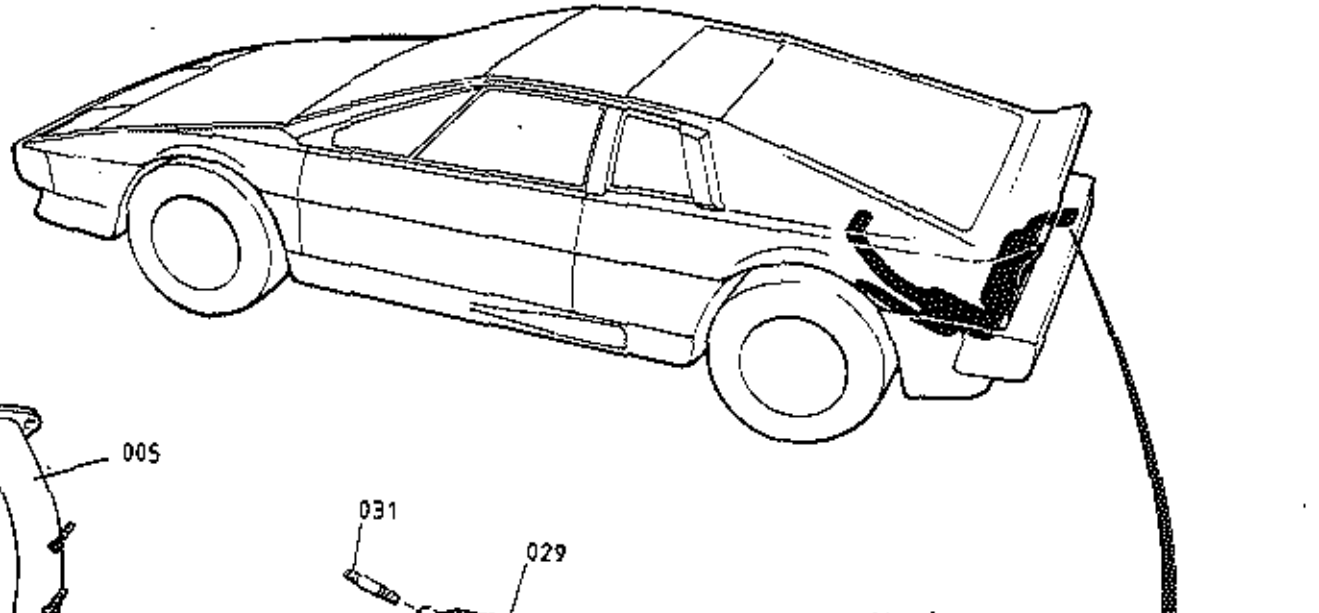
U.S.A. Turbo ('CARB')
44.05A



U.S.A. TURBO (H.C.I.)
 44.05 B

ILLUS. NO.	DESCRIPTION	PART NUMBER	QUANTITY		REMARKS
			H.C.I.		
44.05B					
1	Charcoal Canister	A082L6044F	1		
2	Clamp Bracket, Canister Fixing	A082L4113F	1		
3	Nut, 1/4 UNC, Canister to Clamp	A075W3037Z	3		
4	Washer, S/Proof, Canister to Clamp	A075W4046Z	3		
5	Screw, Clamps to Tank Board	A075W5014F	3		
6	Foam Pad, Canister Seating	A082L4117F	1		
9	Hose, Canister C to 'T'-Piece	A082L6017V	170mm		
	Restrictor, Canister C Hose	A082L4116F	1		
11	'T'-Piece	A082L6046F	1		
12	Hose, 'T'-Piece to Idle Up Valve	A082L6017V	115mm		
13	Idle Up Valve	A082L4130F	1		
	Snapper Clip, Hoses to Valve	A075W6205Z	2		
15	Hose, Idle Up Valve to 'T'-Piece	A082L6017V	50mm		
16	'Y'-Piece	A082L6151F	1		
17	Hose, 'Y'-Piece to Inlet Manifold	A082L6045V	840mm		
	Hose Clip, Hose to Manifold	A082L6042F	1		
	'P' Clip, Hose to Engine Lid Support	A075W6229F	2		
	Pop Rivet, 'P' Clip Fixing	A075W6087Z	2		
	Grommet, Hose Through Engine Bay	A089M6066	1		
20	Hose, Canister P to N.R.V.		1		
	Restrictor, Canister P Hose	A082L4116F	1		
22	Non Return Valve	A082J6085F	1		
23	Hose, N.R.V. to 'Y'-Piece	A082L6017V	150mm		
25	Hose, 'T'-Piece to M.C.U.	A082L6017V	840mm		
	Snapper Clip, Hose to M.C.U.	A075W6205Z	1		
	Grommet, Hose Through Engine Bay Wall	A089M6066	1		
30	Hose, Canister FT to Connector	A082L6050V	250mm		
31	Connector 8mm - 6mm	A082L6049F	1		
32	Hose, Connector to Roll Over Valve	A082L4129K	1		700mm of A036L0085
33	Roll-Over Valve	A075L6036F	1		
	Setscrew, M6 x 25, Valve to Body	A075W5089Z	2		
	Washer, Valve Fixing	A075W4013Z	4		
	Nut, Nyloc, M6, Valve Fixing	A075W3009Z	2		

PLATE Ref.No.	DESCRIPTION	PART NUMBER	QUANTITY		REMARKS
			H.C.I.		
44.05B					
38	Hose, Roll-Over Valve to 'T'-Piece	A082L4128K	1		200mm of A036L0085V
39	'T'-Piece	A082L6048F	1		
40	Hose, 'T'-Piece to LH Filler Neck	A082L4126K	1		2m of A082L6050V
41	Hose, 'T'-Piece to RH Filler Neck	A082L4127K	1		200mm of A082L6050V
42	Hose Clip, Hose to Filler Neck	A036S6160Z	2		
50	Crankcase Breather Valve	A910E6728F	1		
52	Hose, Breather Valve to M.C.U.	A910E2228K	1		460mm of A082L6017V
	Snapper Clip, Hose to Valve & M.C.U.	A075W6205Z	2		
54	Elbow Connector Hose, Valve to Airbox	B082E4139F	1		
	Snapper Clip, Elbow Hose	A075W6212F	2		


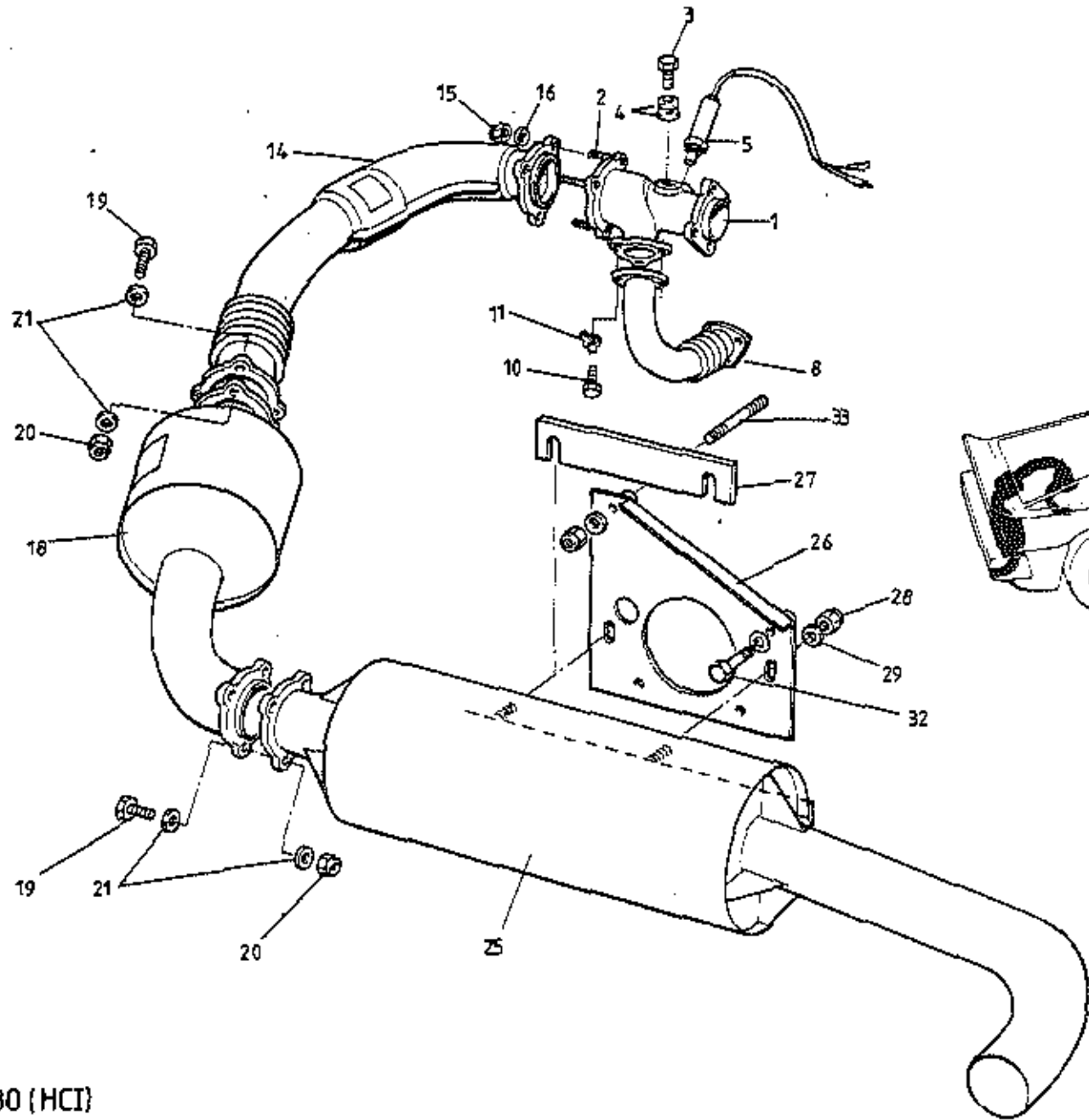


USA
TURBO (CARB)
4501A

027 A022 5 600 F

PLATE Ref. No.	DESCRIPTION	PART NUMBER	QUANTITY		REMARKS
			'CARB'		
45.01A					
001	Exhaust Pipe, Main	B082S4102F	1		
003	Setscrew, Sampling Port Blanking	A082S6005	1		
004	Washer, Blanking Screw	A082S6006	1		
005	Exhaust Pipe, Wastegate	B082S4103F	1		
007	Catalytic Converter	G082S4099F	1		
010	Bolt, M8 x 35, Pipes to Catalyst	A075W2038D	6		
011	Bolt, M8 x 45, Catalyst to Silencer	A075W2040Z	3		
012	Nut, Stainless, M8, Catalyst Flanges	A075W3022Z	9		
013	Cladding, Upper, Main Pipe	A082S4106K	1		
	Cladding, Lower, Main Pipe	A082S4107K	1		
015	Cladding, Catalytic Converter, Upper	A082S4110K	1		
	Cladding, Catalytic Converter, Lower	A082S4111K	1		
	Refrasil (Insulation - Exhaust/Cladding)	A082S6007V	0.2sq.m		if fitted Not used on Catalyst if lower Cladding is deleted
019	Pop Rivet, Upper to Lower Cladding	A076W6099F	40/24		Qty. 24 with no catalyst lower clad
	Washer, Pop Rivet	A075W4000Z	40/24)
021	Locking nut, M8, Cladding to Catalyst	A075W3035Z	8/4		Qty. 4 with no lower cladding
022	Washer, Flat, Cladding to Catalyst	A075W4020Z	16/8		Qty. 8 with no lower cladding
	Support Straps, Catalyst Upper Cladding	A082S4139	4		Use with no Lower Cladding
024	Locking Nut, M8, Cladding to Pipe	A075W3035Z	4		
	Washer, Flat, Cladding to Pipe	A075W4020Z	4		
025	Washer, Large O/D, Cladding to Pipe	A082S4112F	4		
029	Bracket, Silencer Mounting	A079S4061F	1		Prior to C35 Gearbox
	Bracket, Silencer Mounting	B082S4096F	1		With C35 Gearbox. R/B A082S4126F
	Bracket, Silencer Mounting	A082S4126F	1		
031	Stud, Bracket to Gearbox	A079F4030F	1		
032	Bolt, Bracket to Gearbox	A079F4031F	1/3		Qty. 3 with C35 Gearbox
	Spacer Washer, Bracket to Gearbox	A075W4002Z	4		If fitted
033	Washer, Silencer to Bracket	A075W4027Z	2		
035	Nut, Nyloc, M10, Silencer to Bracket	A075W3011Z	2		

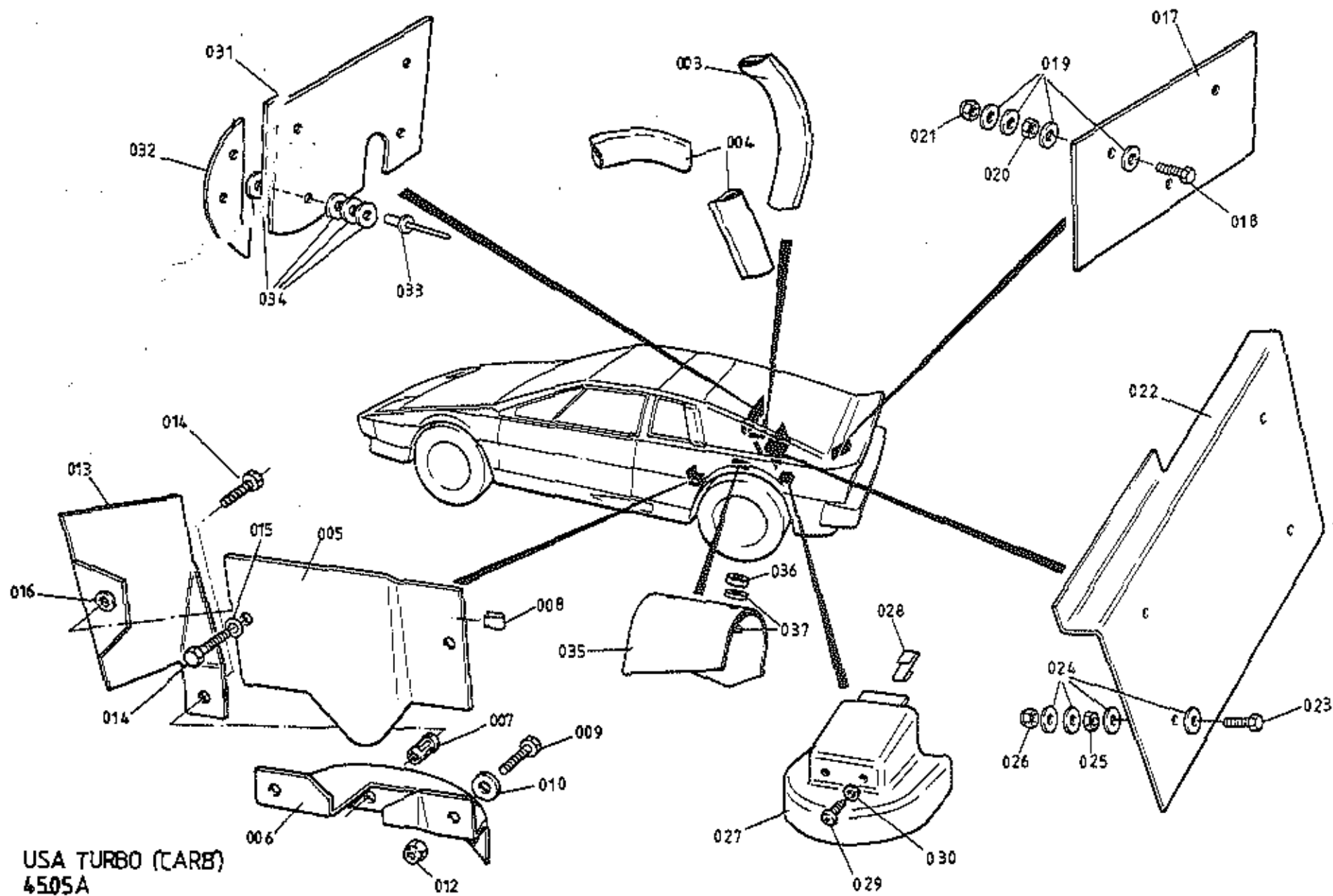
U.S.A. Turbo ('CARB')
45.01A



USA
 TURBO (HCI)
 45.01 B

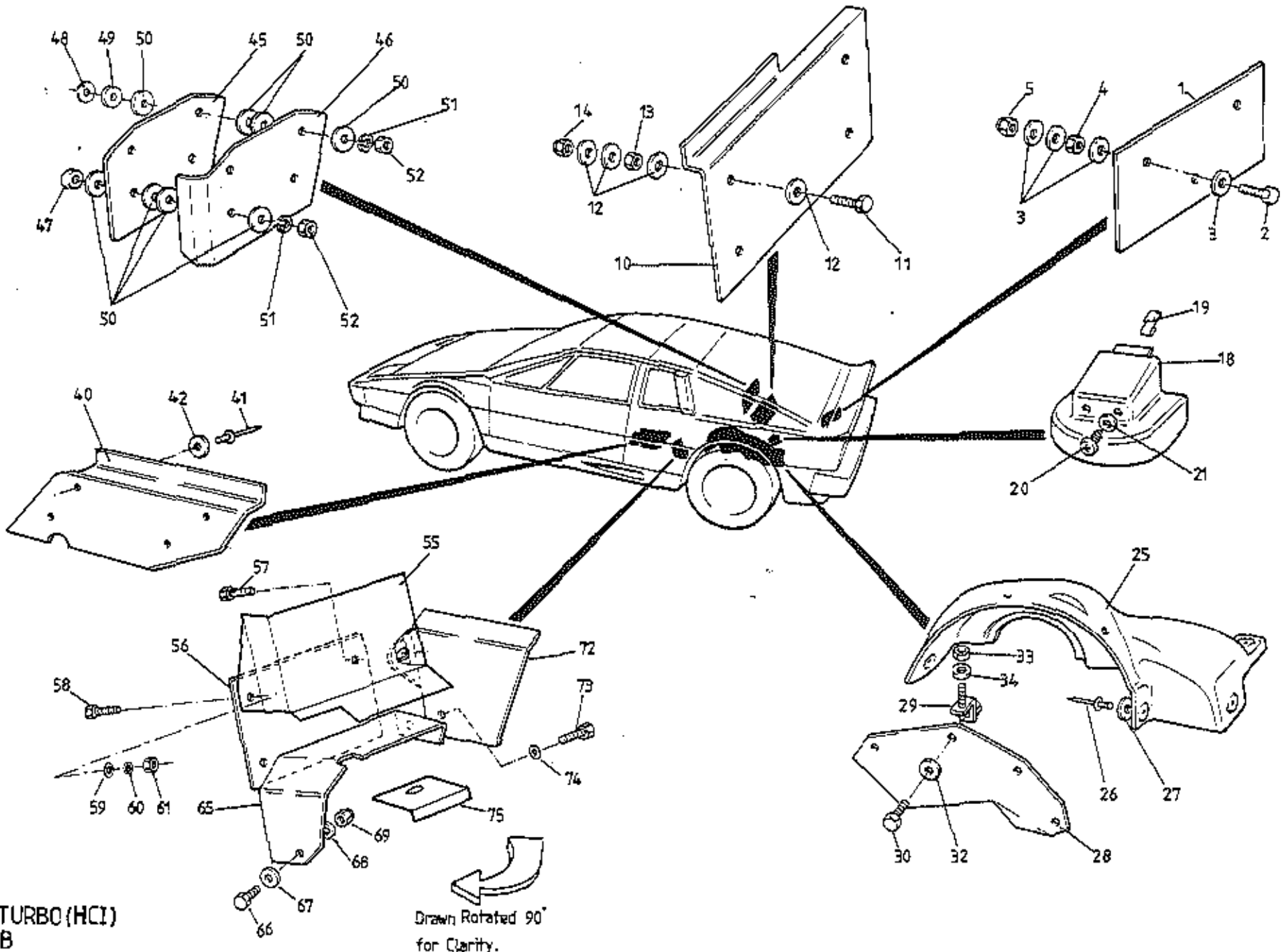
PLATE Ref. No.	DESCRIPTION	PART NUMBER	QUANTITY		REMARKS
			H.C.I.		
45.01B					
1	Adaptor, Turbo/W.Gate Pipe/Main Pipe	A910E2106F	1		
2	Stud, Adapter to Main Pipe	A910E2158F	3		
3	Setscrew, M10, Sample Port Blanking	A082S6005F	1		
4	Copper Washer, Blanking Setscrew	A079W4061D	2		
5	Lambda Sensor, Oxygen Feedback	A910E6755F	1		
8	Wastegate Exhaust Pipe	A082S4119F	1		
10	Setscrew, M8 x 30, W.Gate Pipe/Adaptor	A910E6828F	3		
11	Lock Tab, Wastegate Pipe to Adaptor	A082W4090F	3		
14	Starter Catalyst & Main Exhaust Pipe	A082S4133F	1		
15	Nut, Aerotight, M10, Main Pipe/Adaptor	A079W3071F	3		
16	Washer, Flat, Main Pipe/Adaptor	A075W4024Z	3		
18	Catalytic Convertor	A082S4137F	1		
19	Bolt, M8 x 50, Convertor to Pipe/Silencer	A075W2041F	6		
20	Nut, M8, Copper Coated, Convertor Joints	A075W3035Z	6		
21	Washer, Flat, Convertor Joints	A075W4020F	12		
25	Silencer & Tail Pipe	B082S4125F	1		
26	Bracket, Silencer Mounting	B082S4126F	1		
27	Shim Plate, Silencer to Bracket	B082S4127F	A/R		
28	Nut, M10, Silencer to Bracket	A075W3011Z	2		
29	Washer, Silencer to Bracket	A075W4027Z	2		
32	Bolt, Bracket to Gearbox	A079F4031F	3		
33	Stud - Bracket to Gearbox	A079F4030F	1		

U.S.A. Turbo (H.C.I.)
45.01B



USA TURBO (CARB)
4505A

PLATE Ref. No.	DESCRIPTION	PART NUMBER	QUANTITY		REMARKS
			'CARB'		
45.05A					
003	Heatshield Wrap, Air Pump Hose	B910E1949F	1		320mm
004	Heatshield Wrap, Elbow Hose & Catalyst Hose	B910E1950F	2		
005	Heatshield, LH, Radius Arm Mounting	C082E4091F	1		
006	Heatshield, LH, Engine Mounting	C082E4092F	1		
007	Jacknut, M6, Engine Mounting Shield	A075W3031F	1		
008	Edge Clip, Radius Arm Mounting Shield Fix	A079W6188F	3		
009	Setscrew, M6 x 20, Engine Mounting Shield Fix	A075W1030F	2		
010	Washer, 25 O/D, Shield Fix	A075W4017F	2		
012	Nut, Nyloc, M6, Engine Mounting Shield Fix	A075W3009Z	2		
013	Heatshield, A/C & Oil Hoses	A082P4207F	1		
014	Setscrew, M6 x 20, Shield Fixing	A075W1030Z	2		
015	Washer, Flat, Shield Fixing	A075W4013F	1		
016	Jacknut, M6, Shield Fixing	A075W3031F	1		
	Washer, 25 O/D, Shield Fixing	A075W4017F	1		
017	Heatshield, Battery Box	A082U4935F	1		
018	Setscrew, M6 x 25, Heatshield Fixing	A075W1031F	3		
019	Washer, Flat, Heatshield Fixing	A075W4015Z	12		
020	Nut, Plain, M6, Heatshield Fixing	A075W3020Z	3		
021	Nut, Nyloc, M6, Heatshield Fixing	A075W3009Z	3		
022	Heatshield, Engine Bay Rear Wall	A082U4936F	1		
023	Setscrew, M6 x 25, Heatshield Fixing	A075W1031Z	4		
024	Washer, Flat, Heatshield Fixing	A075W4013Z	16		
025	Nut, Plain, M6, Heatshield Fixing	A075W3020Z	4		
026	Nut, Nyloc, M6, Heatshield Fixing	A075W3009Z	4		
027	Heatshield, LH Rear Damper Top	A082U4764F	1		
028	Clip, Heatshield Fixing	A075W6050Z	1		
029	Screw, s/t, Heatshield Fixing	A075W5038Z	2		
030	Washer, Heatshield Fixing	A075W4011Z	2		
031	Heatshield, Air Pump Belt	B910E1742F	1		Fixes to Removeable Belt Guard Fixes to Fixed Belt Guard
032	Heatshield, Air Pump Belt	B910E1784F	1		
033	Pop Rivet, Heatshield Fixing	A075W6099F	6		U.S.A. Turbo ('CARB') 45.05A
034	Washer, Heatshield Fixing	A075W4009Z	24		
035	Heatshield, Wastgate Pipe	A082S4113F	1		
036	Nut, Wastgate Pipe, Heatshield Fixing	A075W3062F	2		
037	Washer, Wastgate Pipe, Heatshield Fixing	A075W4015F	4		

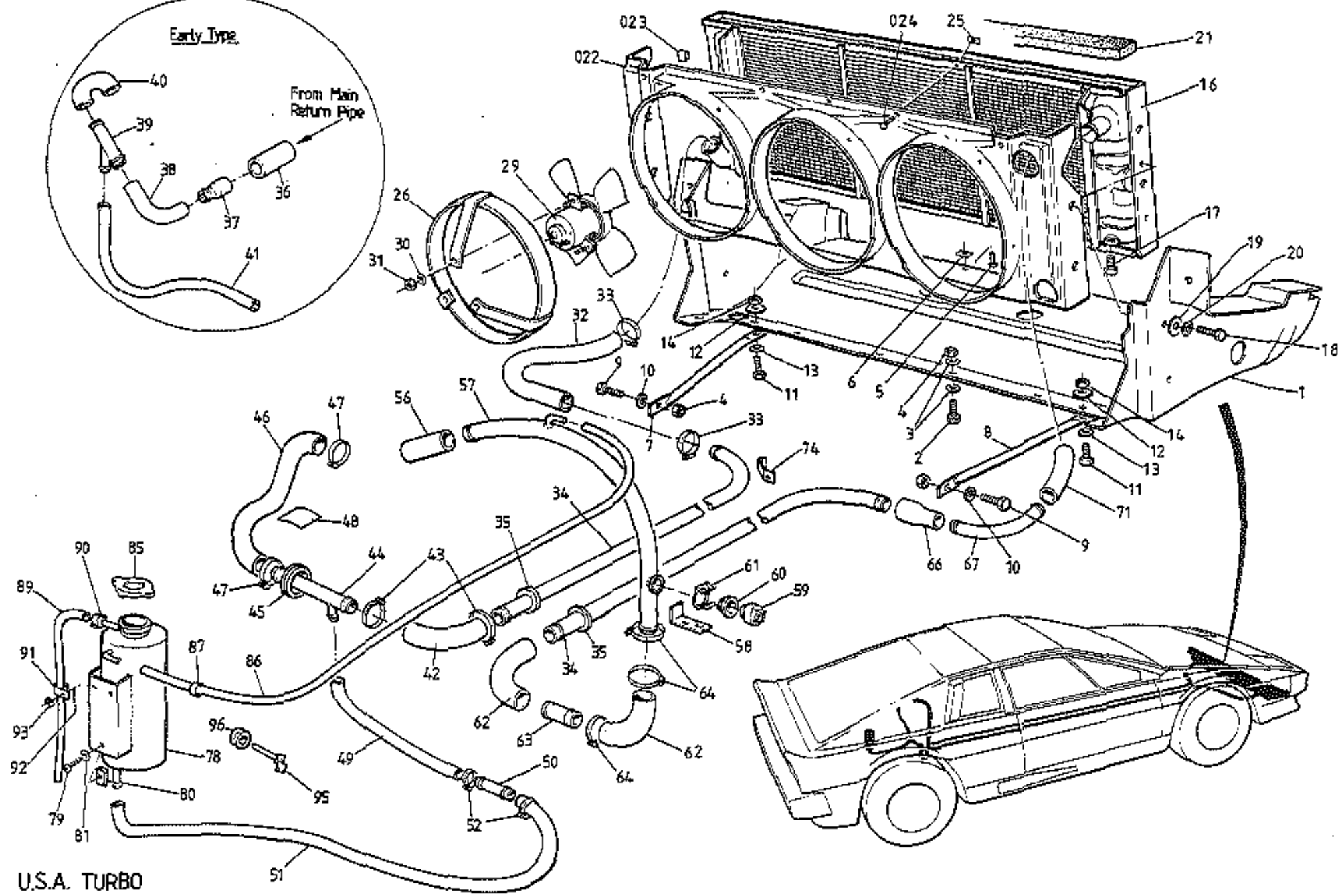
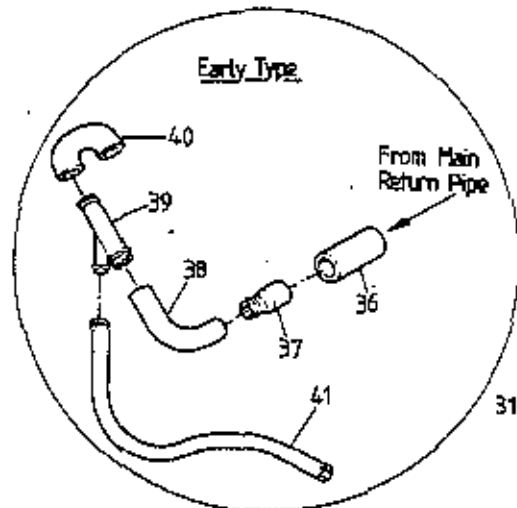


USA TURBO (HCI)
45.05B

Drawn Rotated 90°
for Clarity.

PLATE Ref.No.	DESCRIPTION	PART NUMBER	QUANTITY		REMARKS
			E.C.I.		
45.05B					
1	Heatshield, Battery Box	A082U4935F	1		
2	Setscrew, M6 x 25, Heatshield Fixing	A075W1031F	3		
3	Washer, Flat, Heatshield Fixing	A075W4015Z	12		
4	Nut, Plain, M6, Heatshield Fixing	A075W3020Z	3		
5	Nut, Nyloc, M6, Heatshield Fixing	A075W3009Z	3		
10	Heatshield, Engine Bay Rear Wall	A082U4936F	1		
11	Setscrew, M6 x 25, Heatshield Fixing	A075W1031Z	4		
12	Washer, Flat, Heatshield Fixing	A075W4013Z	16		
13	Nut, Plain, M6, Heatshield Fixing	A075W3020Z	4		
14	Nut, Nyloc, M6, Heatshield Fixing	A075W3009Z	4		
18	Heatshield, LH Rear Damper Top	A082U4764F	1		
19	Clip, Heatshield Fixing	A075W6050Z	1		
20	Screw, s/t, Heatshield Fixing	A075W5038Z	2		
21	Washer, Heatshield Fixing	A075W4011Z	2		
25	Heatshield, Rear Wheelarch	B082B4562F	1		
26	Pop Rivet, Heatshield Fixing	A076W6099F	6		
27	Washer, Pop Rivet,	A075W4011F	6		
28	Heatshield, Tyre	B082S4131F	1		
29	Bracket, Heatshield to Wheelarch	A082S4132F	4		
30	Setscrew, M6 x 12, Bracket to Heatshield	A075W1027Z	4		
	Washer, Spring, Bracket to Heatshield	A075W4035Z	4		
32	Washer, 25 O/D, Bracket to Heatshield	A075W4017Z	4		
33	Nut, Nyloc, M6, Bracket to Body	A075W3009Z	4		
34	Washer, Flat, Bracket to Body	A075W4015Z	4		
40	Heatshield, LH Fuel Tank Bay	A082B4551F	1		
41	Pop Rivet, Heatshield to Body	A075W6099F	4		
42	Washer, Pop Rivet, Heatshield to Body	A075W4011F	4		
45	Heatshield, Cam Housing Rear	A910E2172F	1		
46	Reflector, Heatshield/Turbo	A910E2173F	1		
47	Spacer, Heatshield/Cam Housing	A907E0696F	2		
48	Spacer Washer, 1.5mm, Heatshield/Diff. Brkt.	A075W4015Z	2		
49	Spacer Washer, 3.0mm, Heatshield/Diff. Brkt.	A075W4014Z	2		
50	Washer, 25 O/D, Heatshield/Reflector	A075W4017Z	2		

PLATE Ref.No.	DESCRIPTION	PART NUMBER	QUANTITY		REMARKS
			H.C.I		
45.05B					
51	Washer, Spring, Shield Fixing	A075W4035F	4		
52	Nut, Plain, M6, Shield Fixing	A075W3020F	4		
55	Heatshield, Primary	A082E4146F	1		
56	Heatshield, LH, Radius Arm Mounting	A082E4150F	1		
57	Setscrew, M6 x 25, Heatshield Fixing	A075W1031F	1		
58	Setscrew, M6 x 20, Heatshield Fixing	A075W1030F	3		
59	Washer, Flat, Heatshield Fixing	A075W4015Z	3		
60	Washer, Spring, Heatshield Fixing	A075W4035Z	3		
61	Nut, M6, Heatshield Fixing	A075W3020Z	3		
65	Heatshield, Large, LH Engine Mounting	B082E4148F	1		
66	Setscrew, M6 x 16, Heatshield Fixing	A075W1028F	1		
67	Washer, Flat, Heatshield Fixing	A075W4015Z	1		
68	Washer, Flat, Heatshield Fixing	A075W4013Z	1		
69	Nut, Nyloc, M6, Heatshield Fixing	A075W3009Z	1		
72	Heatshield, Vacuum Pump	B082E4149F	1		
73	Setscrew, M6 x 20, Heatshield Fixing	A075W1030F	1		
74	Washer, Flat, Heatshield Fixing	A075W4015Z	1		
75	Heatshield, Small, LH Engine Mounting	A082E4144	1		



U.S.A. TURBO
46.01A

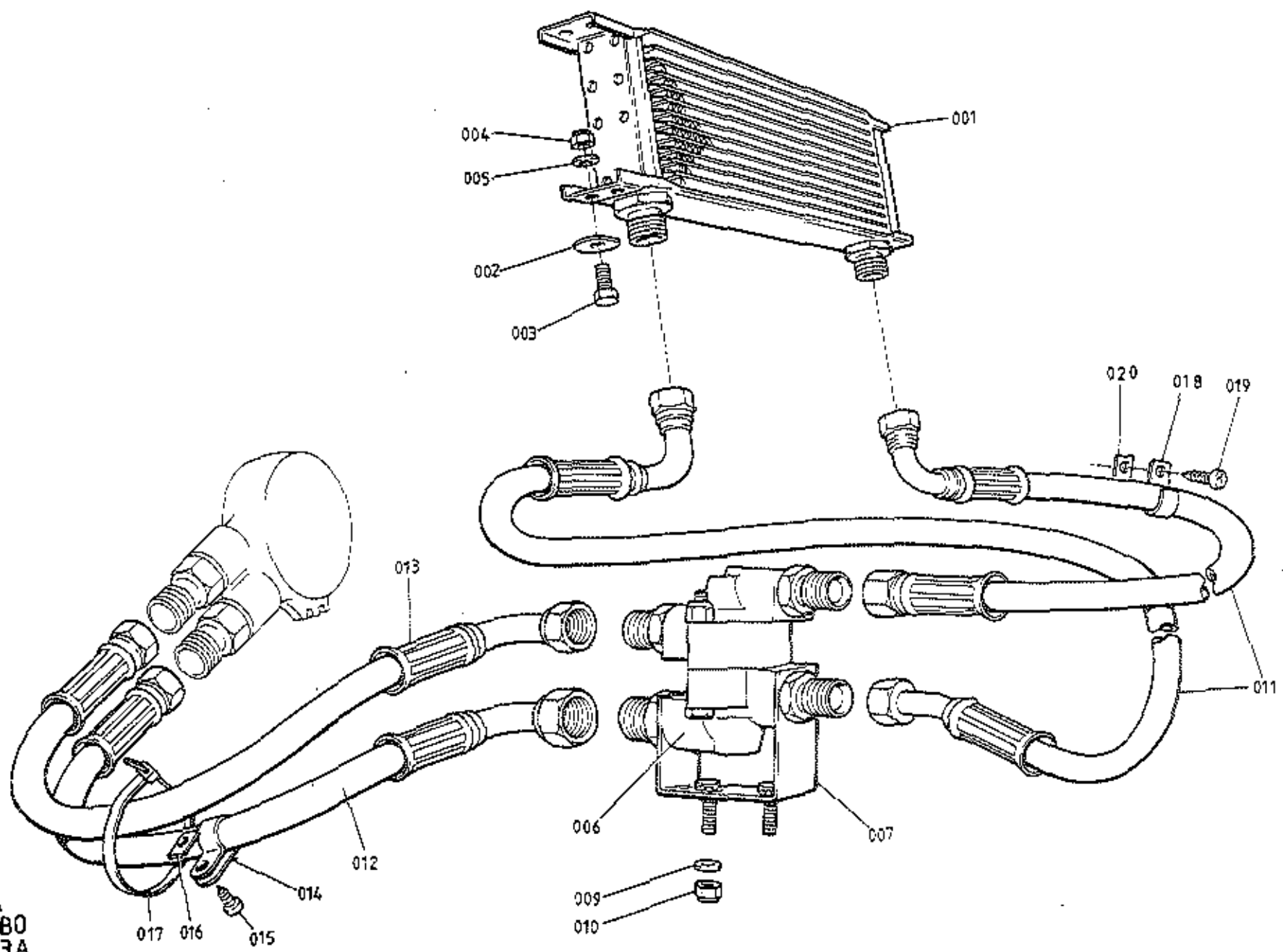
ILLUS. NO.	DESCRIPTION	PART NUMBER	QUANTITY		REMARKS
			'CARB'	H.C.I.	
46.01A					
1	Radiator Duct	A082B4491K	1		
	Radiator Duct	A082B4606K		1	
	Spacer, Radiator Duct Front to Body	A082U5076F		2	
	Bolt, M8 x 127, Radiator Duct Front Mounting	AC75W2050Z		2	
	Nut, Nyloc, M8, Radiator Duct Front Mounting	AC75W3010Z		2	
	Washer, Flat, Radiator Duct Front Mounting	A075W4021Z		4	
2	Setscrew, M6 x 25, Duct to Body	A075W1031Z	6	6	
3	Washer, 25 O/D, Duct to Body	A075W4017Z	12	12	
4	Nut, Nyloc, M6, Duct to Body	A075W3009Z	6	6	
5	Screw, s/t, Duct to Body	A075W5028Z	3	3	
6	Spire Nut, Duct to Body	A075W6013Z	3	3	
7	Support Stay, Rad. Duct LH	A082K4185K	1		266mm. prior to '85 Model Year
	Support Stay, Rad. Duct LH	A082K4199K	1	1	286mm. '85 Model Year on
8	Support Stay, Rad. Duct RH	A082K4186K	1		266mm. Prior to '85 Model Year
	Support Stay, Rad. Duct RH	A082K4198K	1	1	286mm. '85 Model Year on
9	Setscrew, M6 x 20, Stay to Chassis	A075W1030Z	2	2	
10	Washer, Stay to Chassis	A075W4013Z	2	2	
10A	Nut, Nyloc, M6, Stay to Chassis	A075W3009Z	2	2	
	Spacer Washer, Stay to Chassis	A075W4016Z	4	4	
11	Setscrew, M6 x 20, Stay to Duct	A075W1030Z	2	2	
12	Washer, 25 O/D, Stay to Duct	A075W4017Z	2	2	
13	Washer, Flat, Stay to Duct	A075W4013Z	2	2	
14	Nut, Nyloc, M6, Stay to Duct	A075W3009Z	2	2	
16	Radiator	B082K4101F	1	1	R/B C082K4101F
	Radiator	C082K4101F	1	1	
17	Drain Plug, Radiator	B075K6011F	1	1	
18	Setscrew, M6 x 18, Rad. to Duct	A075W1029Z	4	4	
19	Washer, 25 O/D, Rad. to Duct	A075W4017Z	4	4	
20	Washer, Spring, Rad. to Duct	A075W4035Z	4	4	
21	Foam, Rad. top to Body	A079K4001F	1	1	
	Foam, Rad. Bottom to Duct	A089K0131	1	1	
22	Cowl, Rad. Fans, (A.B.S.)	B082K4102K	1	1	
23	Edge Clip, Cowl to Radiator	A079W6187F	12	12	
24	Screw, s/t, Cowl to Radiator	A075W5014F	3	3	
25	Spire Nut, Cowl to Radiator	A075W6013Z	3	3	

ILLUS. NO.	DESCRIPTION	PART NUMBER	QUANTITY		REMARKS
			'CARB'	H.C. I	
46.01A					
26	Fan Shroud & Motor Mounting	A079K4174F	3	3	
	Pop Rivet, Shroud to Cowl	A075W6090Z	18	18	
	Washer, Pop Rivet	A075W4001Z	18	18	
29	Fan Motor & Blade Assy.	A082K6025J	3	3	R/B by Next 4 Items
	Fan Motor, Radiator Cooling	A082K6026H	3	3	
	Fan, Radiator Cooling	A082K6027H	3	3	
	Washer, Fan to Motor Shaft	A082K6028F	3	3	
	Spring Clip, Fan to Motor Shaft	A082K6029F	3	3	
30	Washer, Flat, Motor Mounting	A075W4013Z	9	9	
31	Nut, Nyloc, M6, Motor Mounting	A075W3009Z	9	9	
32	Hose, Radiator Outlet	A082K4108F	1	1	
33	Hose Clip, Outlet Hose	A079K6019F	2	2	
34	Pipe, Water Feed/Return, through Chassis	A082K4106F	2	2	
	Sheathing, Chassis Strut, Pipe Protection	A082A4230F		1	
	Snapper Clip, Sheathing to Chassis	A082W6275F		2	
35	Grommet, Water Pipe/Chassis	A082K6022F	4	4	
36	Hose, Return Pipe to Reducing Pipe	A082K4123F	1)
	Hose Clip	A079K6019F	2)
37	Reducing Pipe	A082K4129F	1)
38	Elbow Hose	B075K0103Z	1)Early Type
	Hose Clip	A079K6019F	2)
39	Junction Pipe, Header Take-Off	A082K4183F	1)
40	Hose, Pump Inlet	A082K4184F	1)
41	Hose, Header Tank Take-Off	A079P4020F	1)
42	Elbow Hose, Return Pipe to Junction Pipe	A082K4196K	1	1	>
43	Hose Clip	A079K6019F	2	2	>
44	Junction Pipe, Header Take-Off	A082K4191F	1	1	>
45	Grommet, Junction Pipe/Chassis	A082U6109F	1	1	>Late Type
46	Hose, Pump Inlet	A082K4190F	1	1	>
47	Hose Clip	A079K6019F	2	2	>
48	Rubber Pad, Hose/Chassis	A082U5008F	1	1	>
49	Hose, Header Tank Feed	A075K0119F	1	1	>
50	Connector Pipe, Header Hose	B075K0111Z	1	1	
51	Hose, Connector to Header Tank	A079P4056F	1	1	

PLATE Ref. No.	DESCRIPTION	PART NUMBER	QUANTITY		REMARKS
			'CARB'	H.C.I.	
46.01A					
52	Hose Clip, Header Hose	A079K6018F	4	4	
	'P' Clip, Header Hose to Chassis	B907B6229F		2	
56	Tie Wrap, 290mm, Hose Securing	A075W6045Z		1	
57	Hose, Thermostat Housing to Pipe	B912E1839F	1	1	
58	Pipe, Engine Outlet	C082K4182F	1	1	
59	Bracket, Water Pipe Fixing	A082K4187F	1	1	
60	Rad. Fan Thermo Switch ('Otter')	A079M6200F	1	1	92/82 Green Spot, Including Grommet
62	Grommet, Fan Thermo Switch	A079M6181F	1	1	
63	Elbow Hose	A082K4116K	2	2	
64	Connector, Elbow Hose	A082K4106F	1	1	
66	Hose Clip, Elbow Hose & Water Pipe to Brkt.	A079K6019F	5	5	
	Hose, Reducing	A082K4115F	1	1	
	Hose Clip	A079K6019F	2	2	
67	Elbow Pipe, Radiator Inlet	A079K4033F	1	1	
71	Hose, Radiator Inlet	A082K4128K	1		R/B A082K4200F
	Hose, Radiator Inlet	A082K4200K	1	1	
	Hose Clip, Radiator Inlet Hose	A079K6019F	2	2	
74	Bracket, Water Pipe to Chassis	A082K4192K	1	1	
	Screw, Bracket, to Chassis	A075W5016Z	1	1	
	Hose Clip, Pipe to Bracket	A075M6145F	1	1	
78	Header Tank	A082K4181F	1		
	Header Tank	A082K4197F		1	
79	Screw, s/t, Header Tank Fixing	A075W5102F	3		
80	Spire Nut, Header Tank Fixing	A075W6012F	3		
81	Washer, Header Tank Fixing	A075W4015Z	3		
	Nut, M6, Header Tank Fixing	A075W3020Z		3	
	Washer, Spring, Header Tank Fixing	A075W4035Z		3	
	Washer, Flat, Header Tank Fixing	A075W4015F		3	
85	Pressure Cap, Header Tank, 10 psi	A075K6004Z	1		
	Pressure Cap, Header Tank, 15 psi	A082K6031	1	1	
86	Hose, Air Bleed	D075K0113Z	1	1	
87	Hose Clip, Air Bleed Hose	A036S6160Z	2	2	
	Clip, Air Bleed Hose to Airbox	A075W6228F		2	

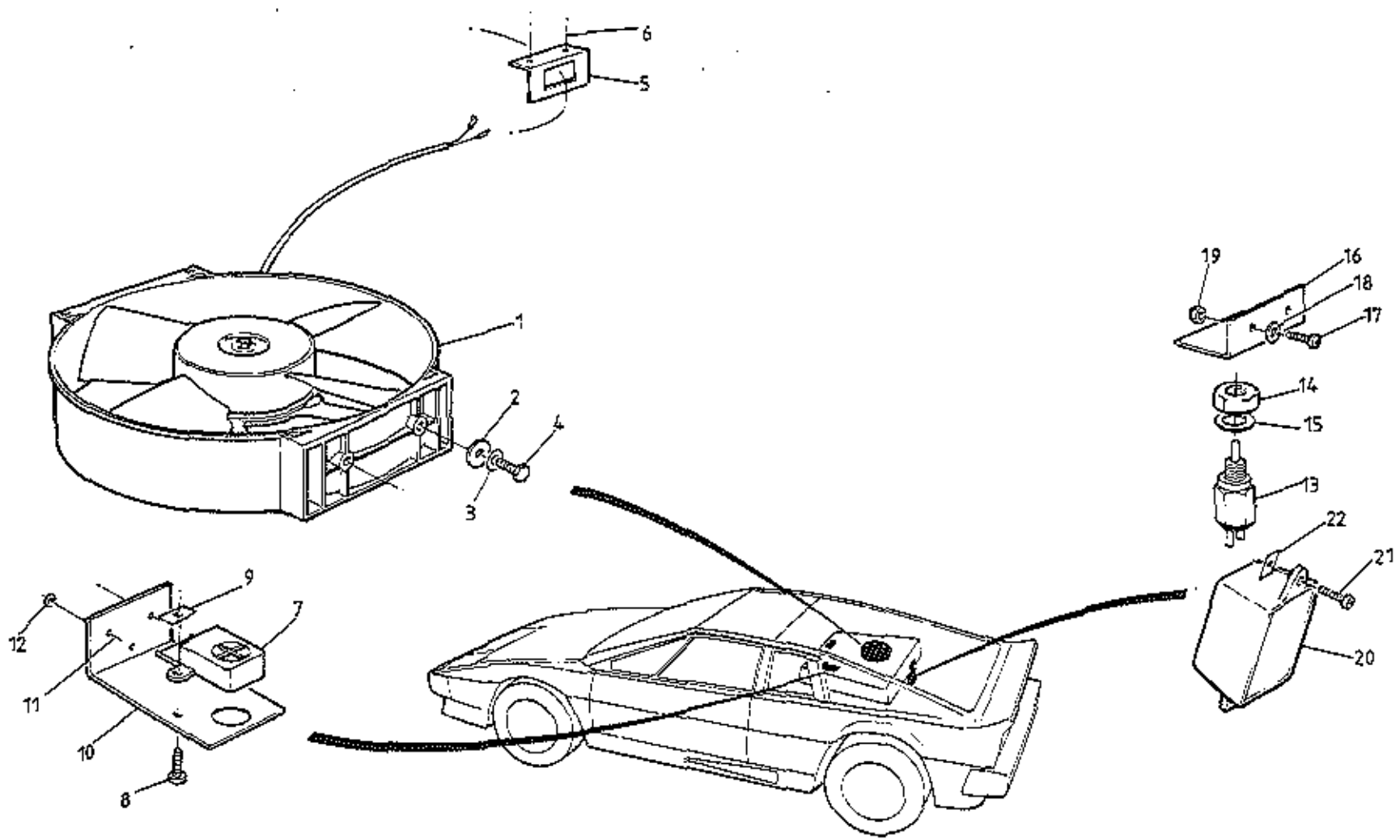
PLATE Ref.No.	DESCRIPTION	PART NUMBER	QUANTITY		REMARKS
			'CARB'	H.C.I.	
46.01A					
89	Pop Rivet, Sealed, Clip to Airbox	A085W6259F		2	
90	Hose, Header Tank Overflow	A075L6043V	300mm	300mm	
91	Clip, Hose to Header Tank	A910E6479F	1	1	
92	Clip, Overflow Hose to Body	A075W6228F		1	
93	Pop Rivet, Clip Fixing	A075W6090Z		1	
	Washer, Clip Fixing	A075W4001Z		1	
	Clip, Overflow Hose to Chassis	A075W6185Z		1	
95	Probe, Coolant Level Tell-Tale	A082M6282F		1	
96	Grammet, Coolant Level Probe	A082M6283F		1	

USA
TURBO
4603A



ILLUS. NO.	DESCRIPTION	PART NUMBER	QUANTITY		REMARKS
			ALL		
46.03A					
001	Oil Cooler Oil Cooler	A907E1219F A082E6024F	1 1		252mm Between Connection Centres 325mm Between Connection Centres (November '85 Onwards)
002	Spreader Plate, Oil Cooler Mounting	A082K4103F	2		
003	Setscrew, M6 x 20, Oil Cooler Mounting	A075W1030Z	4		
004	Nut, Nyloc, M6, Oil Cooler Mounting	A075W3009Z	4		
005	Washer, Flat, Oil Cooler Mounting	A075W4013Z	4		
006	Thermostat, Oil Cooler	A082E6016F	1)
007	Bracket, Thermostat to Chassis	E082U4842F	1)If Thermostat fitted
009	Washer, Flat, Bracket Fixing	A075W4015F	2)(Prior to November '85)
010	Nut, Nyloc, M6, Bracket Fixing	A075W3009F	2)
	Connector Union, Oil Hose, Engine to Cooler	A082E6026F	1		3/4" / 5/8" BSP>
	Connector Union, Oil Hose, Cooler to Engine	A082E6025F	1		5/8" Bsp (x 2) >
	Mounting Bracket, Connector Unions	A082E4135F	1		>Interim Spec.
	Clamp Plate, Unions to Bracket	A082E4136F	1		>without
	Spacer, Union Locking	A082E4141	1		>Thermostat
	Nut, Nyloc, M8, Clamping & Fixing	A075W3010F	2		>
	Washer, 25 O/D, Bracket to Chassis	A075W4021Z	1		>
011	Oil Hose, 'Stat/Cooler, Cooler/'Stat	A082E4111F	2) With Thermostat or
012	Oil Hose, Engine to 'Stat	A082E4112F	1) interim spec. without
013	Oil Hose, 'Stat to Engine	A082E4105F	1) Thermostat
	Oil Hose, Engine/Cooler, Cooler/Engine	A082E4134F	2		Without Thermostat. 1986 On
014	'P' Clip, Oil Hose to Chassis	A075H6018F	4		
015	Screw, s/t, Clip to Chassis	A075W5036F	3		
016	Spire Nut, Clip to Chassis	A075W6011F	3		
017	Cable Tie, Oil Hose Retention	A075W6038F	1		
018	Clip, Oil Hose to Front Frame	A075W6230F	4		
019	Screw, s/t, Clip to Front Frame	A075W5034Z	4		
020	Spire Nut, Clip to Front Frame	A075W6011Z	4		
	Edge Protector, Chassis Rear Diaphragm	AX75L6020V	190mm		

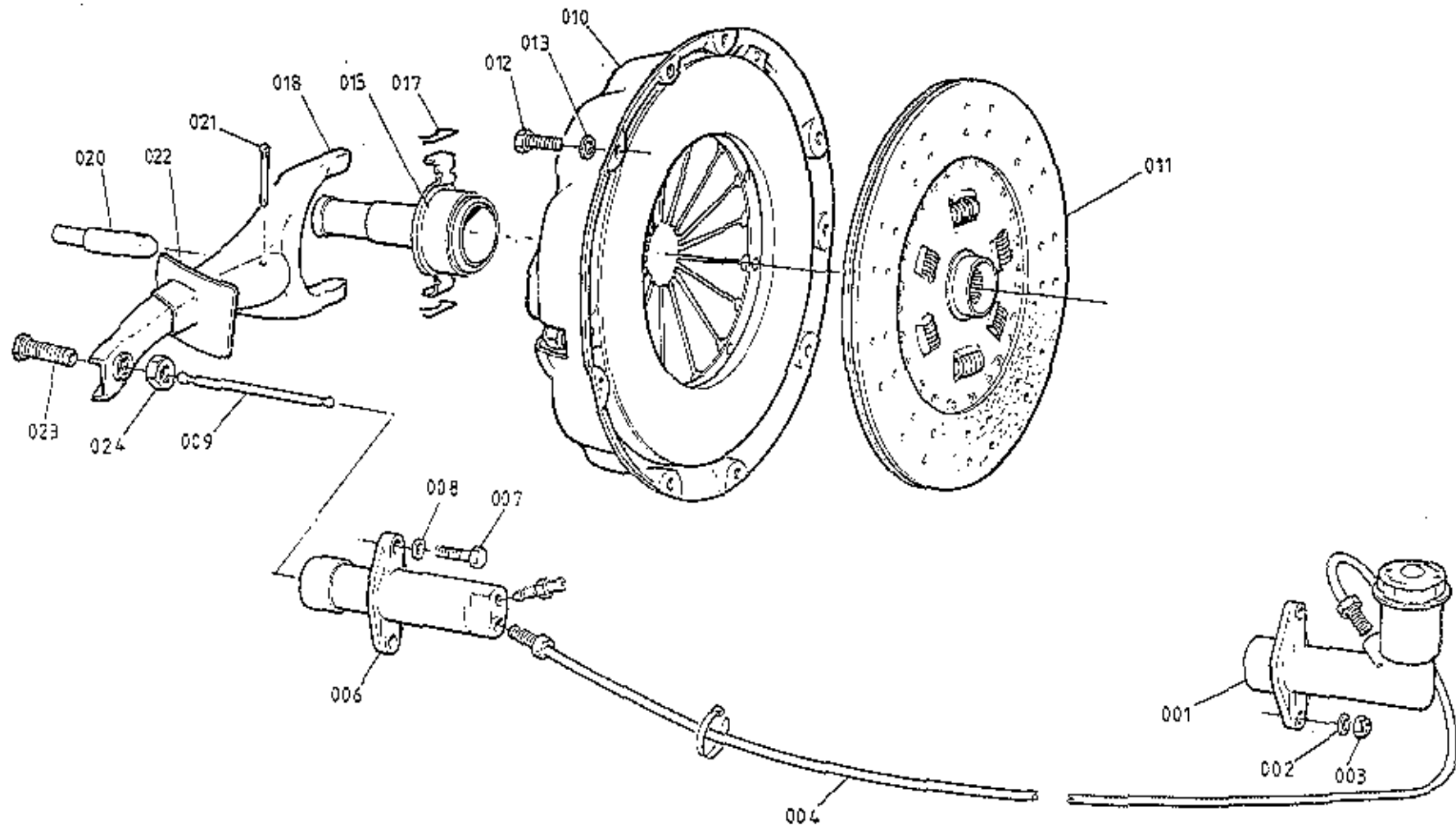
U.S.A. Turbo
46.03A



USA TURBO (CARB)
 4605A

ILLUS. NO.	DESCRIPTION	PART NUMBER	QUANTITY		REMARKS
			'CARB'		
46.05A					
1	Fan, Engine Bay Ventillation	A082M6239F	1		
2	Washer, Flat, M6, Fan Fix	A075W4013Z	4		
3	Washer, Shakeproof, M6, Fan Fix	A075W4046Z	4		
4	Screw, M6 x 16, Fan Fix	A075W1082Z	4		
5	Bracket, Fan Connector	A082M4563E	1		
6	Pop Rivet, Fan Connector Brkt.	A075W6090Z	2		
7	Thermostat, Fan Regulator	A082M6241F	1		
8	Screw, s/t, No. 6 x 1/2", Thermostat Fix	A075W5012Z	2		
9	Spire Nut, No. 6, Thermostat Fix	A075W6013Z	2		
10	Bracket, Thermostat Fix	A082M4566E	1		
11	Pop Rivet, Bracket to Engine Cover	A075W6090Z	3		
12	Washer, Pop Rivet	A075W4001Z	3		
13	Switch, Fan Inhibit	A082M6242F	1		
14	Lock Nut	A079W3048F	1		
15	Washer, Fibre	A079W4081F	1		
16	Striker, Fan Inhibit Switch	A082M4564E	1		
17	Screw, 10 UNF x 1/2" Switch to Lid	A075W5059Z	2		
18	Washer, Switch Fix	A075W4000Z	2		
19	Nut, Switch Fix	A075W3008Z	2		
20	Timer, 15 Minutes	A082M6238F	1		
21	Screw, No. 6 x 1/2", Timer Fix	A075W5020Z	3		
22	Spirenut, Timer Fix	A075W6013Z	3		

U.S.A. Turbo ('CARB')
46.05A

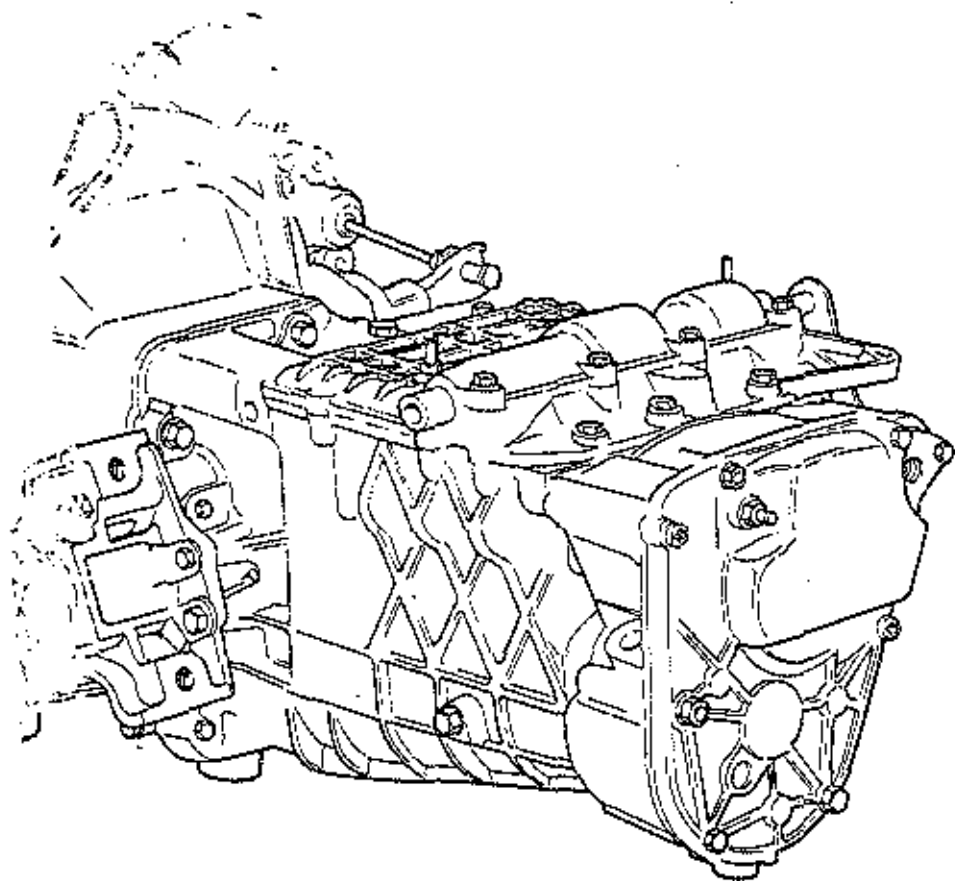


USA
TURBO
47.01A

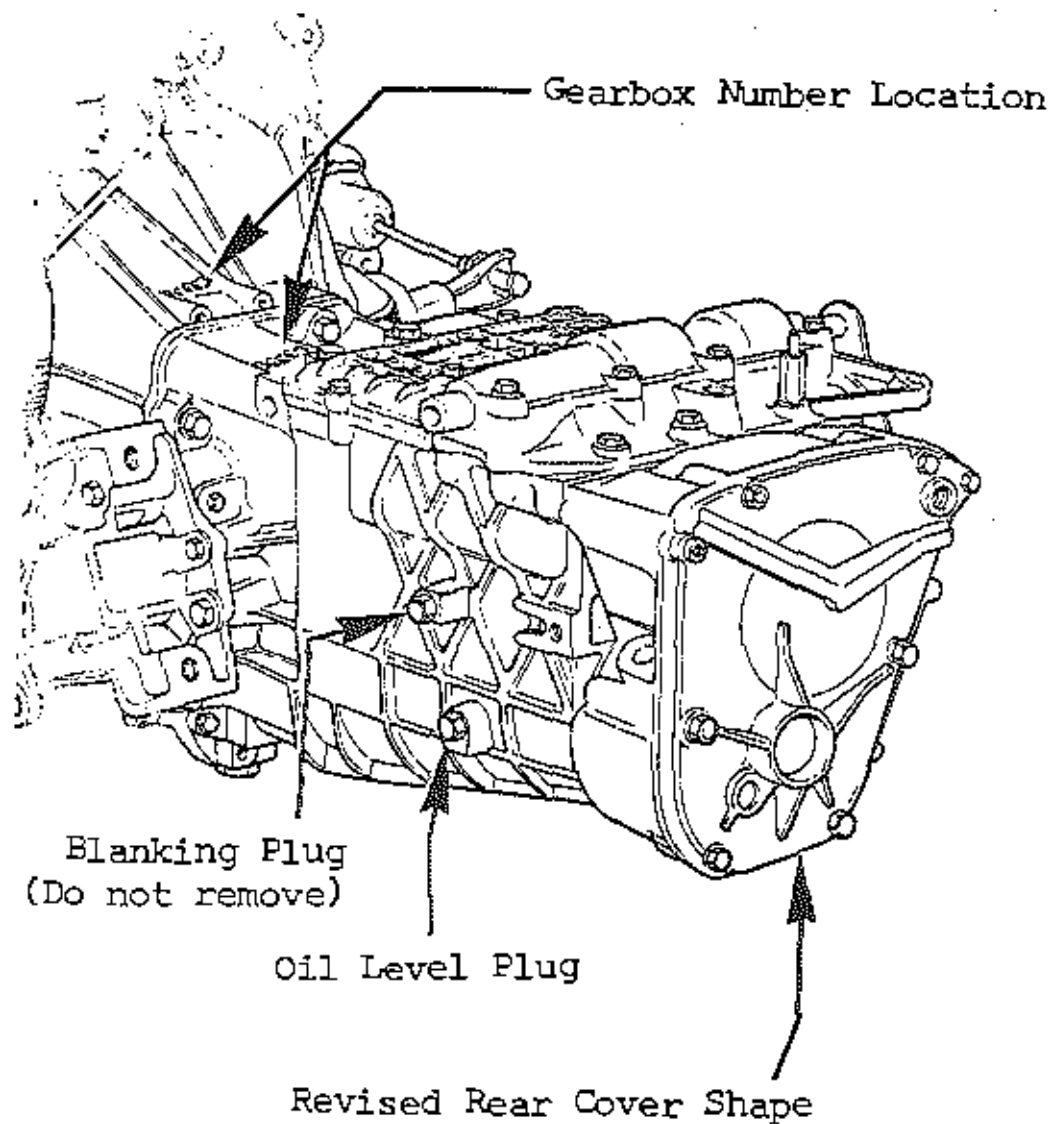
ILLUS. NO.	DESCRIPTION	PART NUMBER	QUANTITY		REMARKS
			PRIOR 86 M.Y.	1986 M.Y.ON	
47.01A					
001	Master Cylinder, Clutch	B079J6013F	1	1	
002	Washer, Master Cylinder Fix	A075W4020Z	2	2	
003	Nut, Nyloc, M8, Master Cyl. Fix	A075W3010Z	2	2	
	Service Kit, Master Cylinder	A036J6091Z	1	1	
	Filler cap	A079J6038F	1	1	
004	Pipe, Flexible, master to Slave Cylinder	A082J4089F	1	1	
006	Slave Cylinder	A082Q6020F	1	1	
007	Setscrew, M8 x 25, Slave Cylinder Fix	A075W1039Z	2	2	
008	Washer, Spring, Slave Cylinder Fix	A075W4036Z	2	2	
	Service Kit, Slave Cylinder	A082Q6024F	1	1	
	Bleed Screw, Slave Cylinder	A082Q6025F	1	1	
009	Pushrod, Clutch Operating	A082Q0058F	1	1	
010	Pressure Plate Assy. (Straight Fingers)	A082Q4006F	1		R/B A082Q4018F with Rel. Brg. A085Q4016J
	Pressure Plate Assy. (Curved Fingers)	A082Q4018F		1	Use With Rel. Brg. A085Q4016J
011	Friction Plate	A082Q4007F	1		R/B A082Q4019F
	Friction Plat	A082Q4019F		1	
012	Setscrew, Cover to Flywheel	A075W1012Z	6	6	
013	Washer, Spring, Cover to Flywheel	A075W4032Z	6	6	
015	Release Bearing Assembly (Curved Face)	A082Q4013J	1		Use With P.P. Assy. A082Q4006F
	Release Bearing Assembly (Flat Face)	A085Q4016J		1	Use With P.P. Assy. A082Q4018F
017	Spring Clip, Release Brg. to Fork	A082Q6021F	2	2	
018	Fork, Clutch Release	B079Q6009F	1	1	
020	Ball Pin, Fork Pivot	A082F0752F	1		Prior to C35 G/Box
	Ball Pin, Fork Pivot	A082F6328F	1	1)C35 G/Box
	Screw, Ball Pin to Clutch Housing	A082F6329F	1	1)
021	Split Pin, Fork to Pivot	A079Q6016F	1	1	
022	Grunnet, Fork to Housing	A079Q6017F	1	1	
023	Adjuster Screw, Release Fork	A079Q6010F	1	1	
024	Locknut, Adjuster Screw	A079W3048F	1	1	

U.S.A. Turbo
47.01A

PREVIOUS TYPE



'C35' TYPE



USA
TURBO
47.02A

INTRODUCTION OF TYPE C35 GEARBOX ASSEMBLY

From early 1984, all Esprit models were fitted with the type 'C35' gearbox. All Esprit gearboxes are stamped with a Lotus serial number, repeated on its matched clutch housing. All gearboxes stamped with a 'C' prefix to the serial number are type C35.

Gearboxes with the following serial numbers (without 'C' prefix) are also type C35

2914 to 2920

2954 to 2974

3023 to 3024

3028 to 3039

3044 to 3152

All numbers are inclusive, and are to be found on the top front of the gearbox and adjacent surface of the clutch housing

Drain Plug

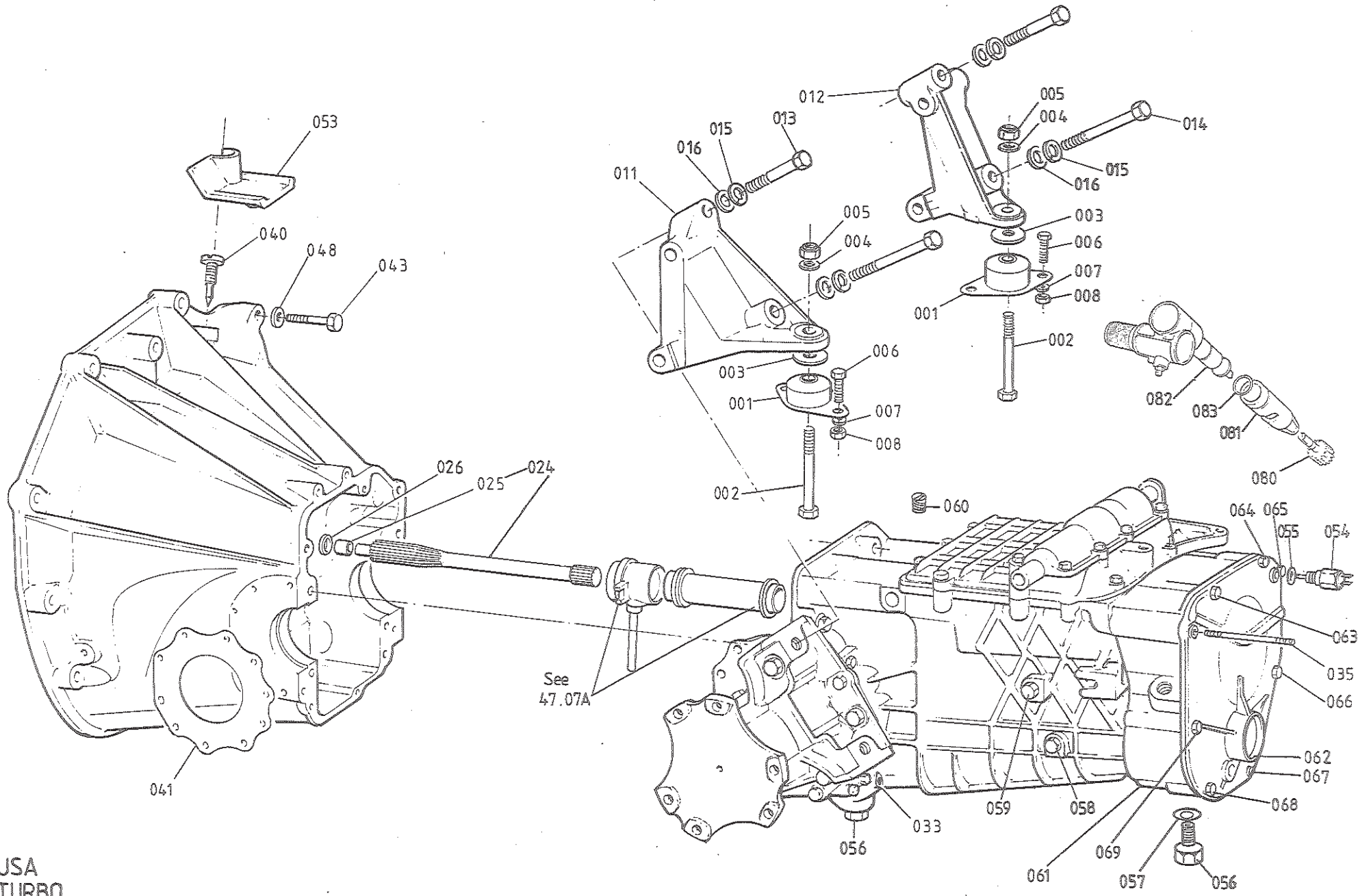
C35 type gearboxes have only one oil drain plug which is situated beneath the main case. They are not fitted with the additional rear case drain plug as used on previous type gearboxes.

Level Plug

The oil level plug (painted yellow) is fitted in the left hand side of the case, as before, and should not be confused with a similar plug (blanking) positioned higher up on the the same side of the gearbox.

Exhaust Silencer Mounting Bracket

The C35 type gearbox rear cover incorporates a large cast boss, necessitating a revised silencer mounting bracket and fixings.



USA
TURBO
4703 A

Updated 2nd February 2015

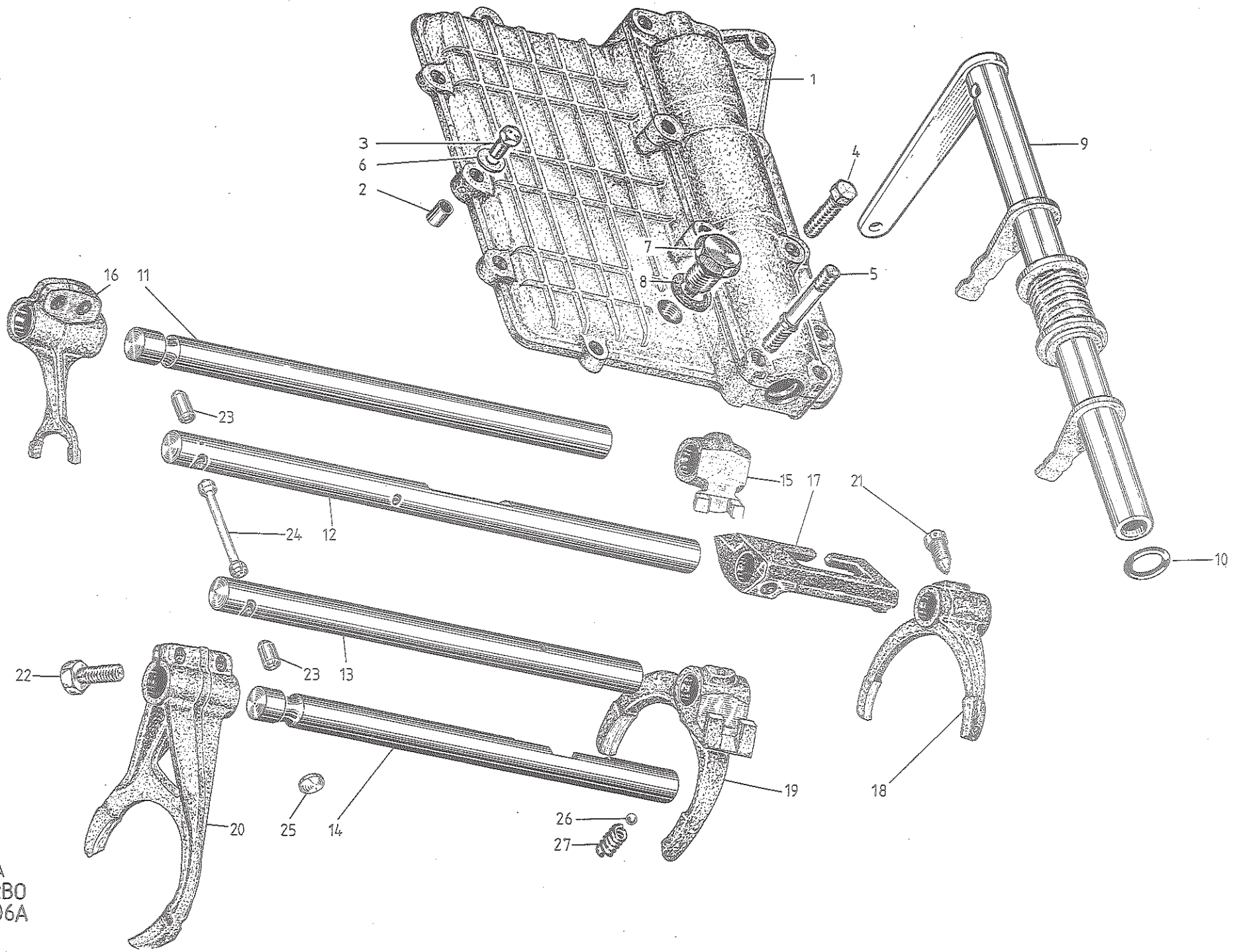
ILLUS. NO.	DESCRIPTION	PART NUMBER	QUANTITY		REMARKS	
			PRIOR C35	C35		
47.03A						
	Gearbox & Clutch Housing Assy.	B082F4000J	1		<u>For Identification of C35, See 47.02</u> R/B A/B 082F4072J Prior to '85 M.Y. '85 M.Y. ON) Must be machined to) Match Gearbox Casing	
	Gearbox & Clutch Housing Assy.	A082F4072F		1		
	Gearbox & Clutch Housing Assy.	B082F4072F		1		
	Clutch Housing	C082F4001F	1			
	Clutch Housing	E082F4001F		1		
001	Rubber Mounting, Engine/G.Box Rear	A085E6012F	2	2		
002	Bolt 7/16", Mtg. to G./Box Brkt.	A085E4095F	2	2		
003	Washer, Snubber, Mtg. to G./Box Brkt.	A075W4006F	2	2		
004	Washer, Flat, Mtg. Bolt	A075W4005F	2	2		
005	Nut, Nyloc, 7/16" Mtg. Bolt	A075W3004F	2	2		
006	Setscrew, M8 x 20, Mtg. to Chassis	A075W1038F	4	4		
007	Washer, Flat, Mtg. to Chassis	A075W4020F	8	8		
008	Nut, Nyloc, M8, Mtg. to Chassis	A075W3010F	4	4		
011	Bracket, Gearbox/Caliper Mtg. LH	A082F4039K	1			
	Bracket, Gearbox/Caliper Mtg. LH	A082F4073K		1		
012	Bracket, Gearbox/Caliper Mtg. RH	A082F4038K	1			
	Bracket, Gearbox/Caliper Mtg. RH	A082F4074K		1		
013	Bolt, M14 x 75, Bracket/Gearbox	A082F6293F	1	1		
014	Bolt, M14 x 90, Bracket/Gearbox	A079F6013F	1	1		
015	Washer, Spring, Bracket to Gearbox	A079W4068F	4	4		
016	Washer, Flat, Bracket to Gearbox	A079W4054F	4	4		
024	Clutch Shaft	B085F4068J	1	1		
025	Sleeve, Clutch Shaft Spigot (18.5mm Long)	A089F0404F	1	1		Includes Spigot Sleeve A089F0404F Replaces Earlier 15mm Sleeve
026	Thrust Washer, Nylon, Shaft/Spigot Brg.	A079F4029F	1	1		
033	Plug, Gearbox Joint Face	A085F4069K		1		
035	Stud, silencer Mounting Bracket	A079F4030F	1	1		
	Nut, M7, Nyloc	A079F6023F	1	1		
040	Pointer, Engine Timing	A082F0753F	1	1		
041	Gasket, Output Shaft Housing	B079F6028F	1	1		
043	Bolt, M10 x 35, Clutch Housing/Engine	A075W2051Z	2	2		
	Bolt, M10 x 40, Clutch Housing/Engine	A075W2052Z	3	3		
	Bolt, M10 x 45, Clutch Housing/Engine	A075W2053Z	2	2		
	Bolt, M10 x 50, Clutch Housing Engine	A075W2054Z	2	2		

ILLUS. NO.	DESCRIPTION	PART NUMBER	QUANTITY		REMARKS
			PRIOR C35	C35	
47.03A					
048	Bolt, M10 x 65, Clutch Housing/Engine	A075W2056Z	2	2	Lucas Air Pump) Saginaw Air Pump) Prior '86 M.Y.) '86 M.Y. On
	Nut, Nylon, M10, Clutch Hsg./Engine	A075W3011Z	2	2	
	Washer, Flat, Clutch Hsg./Engine	A075W4024Z	13	13	
	Shim, Clutch Housing to Sump	A911E1430F	A/R	A/R	
	Water Shield, Timing Inspection Hole	A082F0760	1		
	Water Shield, Timing Inspection Hole	A082F0758		1	
	Grommet, Shield Hole	X036B6167Z	1	1	
053	Cover, Timing Aperture	A082F0762K		1	
054	Switch, Reverse Light	A079M6014F	1	1	
055	Washer, Reverse Light Switch	A079M6052F	1	1	
056	Drain Plug	A079F6227F	2		
	Drain Plug	A082F6331F		1	
057	Washer, Drain Plug	A079F6205F	2	1	
058	Level Plug	A079F6222F	1	1	
059	Blanking Plug	A079F6222F		1	
	Washer, Level/Blanking Plug	A079F6223F	1	2	
060	Air Vent, Breather	A079F6211F	1	1	If Fitted
061	End Housing	A079F6201F	1		
	End Housing	A082F6320F		1	
062	End Cover	A079F6226F	1		
	End Cover	A082F6324F		1	
	Core Plug, End Cover Blanking	A082F6346F		1	
063	Screw, M7 x 100, Rear Cover Fix	A079F6202F	1		
	Screw, M7 x 28, Rear Cover Fix	A079F6190F		1	
064	Screw, M7 x 40, Rear Cover Fix	A079F6219F	1		
	Screw, M7 x 28, rear Cover Fix	A079F6190F		1	
065	Screw, M7 x 95, Rear Cover Fix	A079F6203F	1	1	
066	Bolt, M7 x 45, Silencer Brkt/Rear Cover	A079F4031F	1	1	
067	Screw, M7 x 100, silencer Brkt/Rear Cover	A079F6202F	1		
	Screw, M7 x 45, Silencer Brkt/Rear Cover	A079F4031F		1	
068	Screw, M7 x 25, Silencer Brkt/Rear Cover	A079F6191F	1		
	Screw, M7 x 45, Silencer Brkt/Rear Cover	A079F4031F		1	
069	Screw, M9 x 65, Rear Cover Fix	A079F6217F	1	1	U.S.A. Turbo 47.03A Page 2

PLATE Ref.No.	DESCRIPTION	PART NUMBER	QUANTITY		REMARKS
			PRIOR C35	C35	
47.03A	Stop, Speedo Pinion	A079F6206F	1	1	
	Nut, Speedo Pinion Stop	A079F6216F	1		
	Nut, Speedo Pinion Stop	A082F6345F		1	
	Screw, M9 x 30, Rear Cover/Main Case	A079F6204F	5	5	
	Screw, M9 x 25, Rear Cover/Main Case	A079F6221F	3		
	Outflow Plate	A079F6269F	1)
	Outflow Tube	A079F6268F	1) Inside End Cover
	Oil Deflector	A079F6270F	1)
	Oil Deflector	A082F6350F		1)
	Bolt, M8 x 50, G/Box to Clutch Hsg.		3	3	
	Bolt, M8 x 70, G/Box to Clutch Hsg.		5	5	
	Washer, G/Box to Clutch Hsg.		8	8	
	Stud, M12 x 73, G/Box to Clutch Hsg.	A079F6215	2	2	
	Stud, M12 x 58, G/Box to Clutch Hsg.	A079F6214	2	2	
	Washer, 12mm, G/Box to Clutch Hsg.	A079F6213	4	4	
	Nut, M12, G/Box to Clutch Hsg.	A079F6212	4	4	
080	Speedo Driven Gear, 17T	A079F6054F	1	1	
081	Nylon Bush, Speedo Driven Gear	B079F6228F	1		
	Nylon Bush, Speedo Driven Gear	A082F6330F		1	
082	Right Angle Drive, Speedo	A079F6292F	1	1	R/B B079F6292F with 'O' Ring
	Right Angle Drive, Speedo	B079F6292F	1	1	Use with 'O' Ring A082F6315F
082	'O' Ring, Speedo Angle Drive	A082F6315F	1	1	

ILLUS. NO.	DESCRIPTION	PART NUMBER	QUANTITY		REMARKS
			PRIOR C35	C35	
47.03A					
1	Gear Lever Assembly	A079F6002F	1		<u>For Identification of C35 See 47.02</u> M7 Knob Thread R/B A082F6313F For Gear Lever Assy. A079F6002F M8 Knob Thread R/B A082F4075F M8 Knob Thread M8 Knob Thread For Gear Lever Assy. A079F6002F For Gear Lever Assy. A082F6313F/A082F4075F R/B A079W6245 R/B B082F4065X
	Roll Pin, Gear Lever, M5 x 40	A074F6013F	1		
	Gear Lever Assembly	A082F6313F	1		
	Gear Lever Assembly	A082F4075F	1		
2	Gear Lever	A082F4088H	1		
3	Knob, Gear Lever, M7	B079F4016F	1		
	Knob, Gear Lever, M8	A082F4063F	1		
4	Spacer, M7 Gear Knob	A079F4017F	1		
	Lock Ring M8 Gear Knob	A082F4064F	1		
5	Reverse Gate	B079F4012F	1		
	Reverse Gate	A082F4062F	1		
6	Spirol Pin, 5 x 14, Ballcrank to Cable Yoke	A079W6198F	1		
	Spirol Pin, 3/16" x 14	A079W6245	1		
7	Yoke, Lever Assy. to Crossgate Cable	A079F4022F	1		
8	Spirol Pin, 5 x 18, Cable to Yoke	A079W6199F	1		
9	Crossgate Cable	D079F4015F	1		
10	Washer, Shakeproof, 14mm, Cable/Chassis	A079W4051F	2		
12	Dust Cover, Cable Rear	A075Q6001F	1		
13	Rod, Crossgate Cable Extension, 442mm	A082F4065K	1		
	Rod, Crossgate Cable Extension, 422mm	B082F4065K	1		
14	Locknut, Crossgate Cable to Ext. Rod	A075W3020Z	1		
15	Clevis Pin, Rod to Ballcrank	A075W6034F	1		
16	Spring Clip, clevis Pin	A075W6175F	1		
	Washer, Clevis Pin	A075W4000Z	1		
17	Ballcrank Lever, Crossgate	P082F4043F	1		
18	Bush, Ballcrank Lever	A075J6003F	1		
19	Pivot Pin, Ballcrank Lever	C079F4014F	1		

ILLUS. NO.	DESCRIPTION	PART NUMBER	QUANTITY		REMARKS
			ALL		
47.05A					
20	Washer, Bellcrank Pivot	A075W4024Z	2		
21	Nut, Nyloc, M10, Bellcrank Pivot Bolt	A075W3011Z	1		
22	Pivot Pin, Gearchange Tubes	A079F6004F	4		M7 Thread
	Pivot Pin, Gearchange Tubes	A082F4070F	4		M8 Thread
23	Rubber Bush, Tube End	A079F6007F	4		
24	Bearing, Nylon, Tube End	A079F6008F	8		
25	Nut, Pivot Pin	A079F6023F	4		M7 Thread
	Nut, Pivot Pin	A907E6284F	4		M8 Thread
	Washer, 8mm, Gear Lever to Front Tube	A075W4020Z	1		If Fitted
26	Tube, Gearchange, Front	A082F4053J	1		
27	Tube, Gearchange, Rear	A082F4052J	1		Prior to '85 M.Y.
28	Tube, Gearchange, Rear	A082F4108J	1		'85 Model Year
29	Adjustable End, Rear G/Change Tube	A085F4058F	1		
30	Locknut, Adjustable End	A075W3024F	1		
35	Relay Lever, Gearchange, 1:1 Ratio	A082F4059F	1		R/B B082F4059F With M8 Pivot Pins
	Relay Lever, Gearchange, 1:1 Ratio	B082F4059F	1		Uses M8 Pivot Pins
36	Thrust Washer, Relay Lever Pivot	A082F6301F	2		
37	Washer, Flat, Relay Lever Pivot	A075W4028Z	1		
38	'E' Clip, Relay Lever Pivot	A082F6302F	1		
39	Pivot Bracket, Relay Lever (Inc. Bush)	A082F4102J	1		Chassis Mounted. Earlier Cars Used Pivot on Engine Mounting Leg For Bracket A082F4102J
40	Bush, Relay Lever Pivot	A912E6593F	1		
	Setscrew, M6 x 18, Pivot Brkt./Chassis	A075W1029Z	3		
	Nut, Nyloc, M6, Pivot Brkt./Chassis	A075W3009Z	3		
	Washer, Flat, Pivot Brkt./Chassis	A075W4015Z	3		
	Edge Protector, Pivot Brkt./A/C Pipes	AX75L6020V	*		205mm

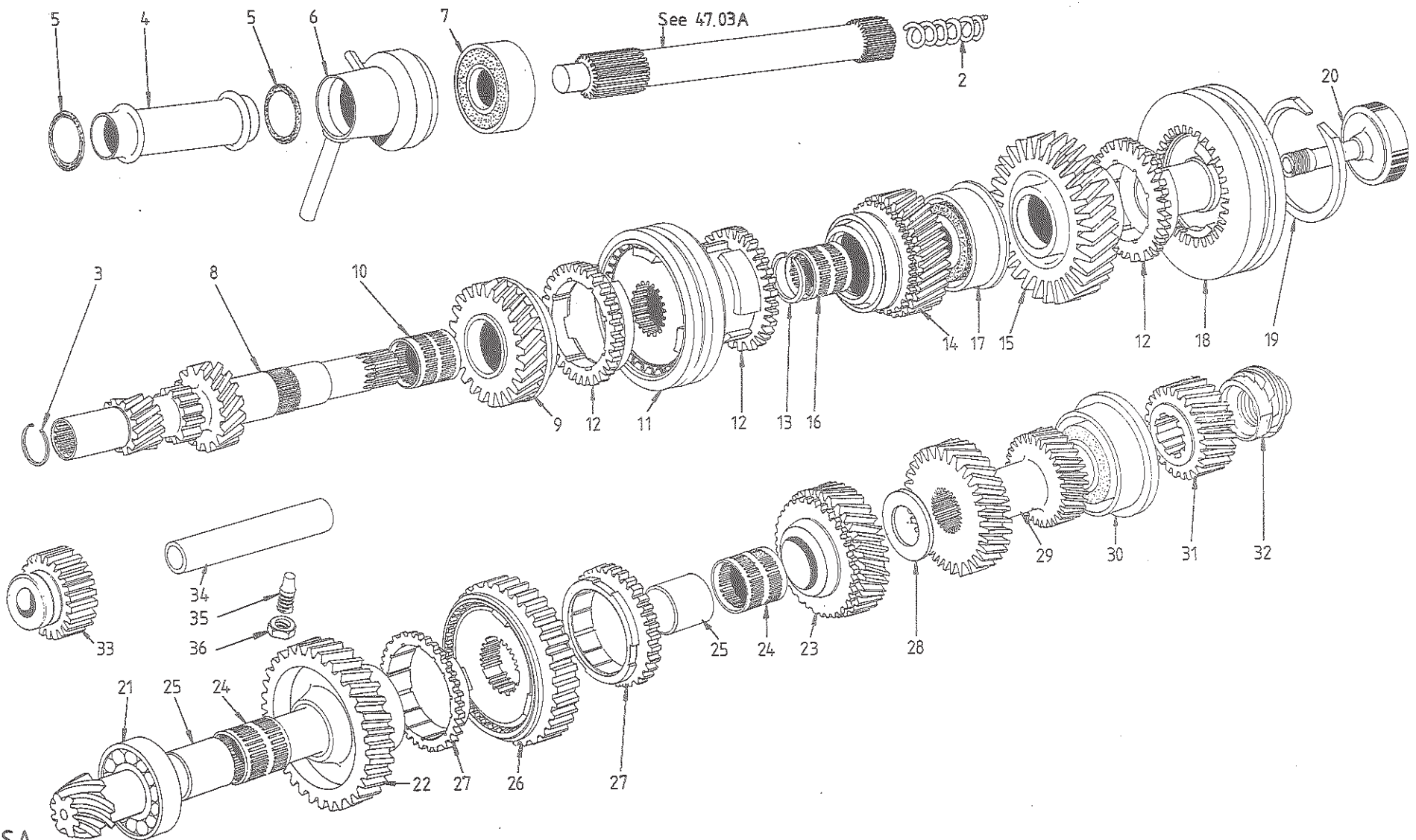


USA
TURBO
47.06A

Updated 2nd February 2015

ILLUS. NO.	DESCRIPTION	PART NUMBER	QUANTITY		REMARKS
			PRIOR C35	C35	
47.06A					
					<u>For Identification of C35 See 47.02</u>
1	Top Cover & Cross Shaft Bearing Cap	A079F6177F	1		
	Top Cover & Cross Shaft Bearing Cap	A082F6327F		1	R/B A082F6352 & A082F6353
	Top Cover	A082F6352		1	
	Cross Shaft Bearing Cap	A082F6353		1	
2	Dowel, Top Cover Locating	A079F6189F	4	4	
3	Setscrew, M7 x 35, Top Cover	A079F6192F	3	2	
	Setscrew, M7 x 25, Top Cover	A079F6191F	5	4	
4	Setscrew, M7 x 28, Top Cover	A079F6190F	4		
	Setscrew, M7 x 50, Top cover	A079F6198F	2	4	
5	Shouldered Screw	A079F6197F	2		
	Shouldered Screw			1	
6	Washer, Top Cover Screw	A079F6200F	4	4	
7	Filler Plug	A079F6178F	1	1	
8	Gasket, Filler Plug	A079F6179F	1		
9	Cross Shaft Assembly	A082F0755K	1		
	Cross Shaft Assembly	A082F4060F		1	R/B B082F4060F
	Cross Shaft Assembly	B082F4060F	1	1	Use With M8 Linkage Pivot Bolt Prior to '85 M.Y. 1985 Model Year On
	Cross Shaft Assembly	C082F4107F		1	
10	'O' Ring, Cross Shaft	A079F6055F	2		
	'O' Ring, Cross Shaft	A082F6312F		2	
11	Selector Shaft, Reverse	A079F6172F	1	1	
12	Selector Shaft, 5th	A079F6171F	1		
	Selector Shaft, 5th	A082F6340F		1	
	Plunger, Interlock Relay (Thro' Rod)	A082F6339F		1	
13	Selector Shaft, 3rd & 4th	A079F6170F	1		
	Selector Shaft, 3rd & 4th	A082F6338F		1	
	Plunger, Interlock Relay (Thro' Rod)	A082F6339F		1	
14	Selector Shaft, 1st & 2nd	A079F6169F	1	1	
15	Delay Dog, Reverse Selector Shaft	A079F6165F	1	1	
16	Selector Fork, Reverse	A079F6164F	1	1	
17	Delay Dog, 5th Selector Shaft	A079F6160F	1		

ILLUS. NO.	DESCRIPTION	PART NUMBER	QUANTITY		REMARKS
			PRIOR C35	C35	
47.06A					
18	Relay Dog, 5th Selector Shaft	A082F6341F		1	
	Selector Fork, 5th	A079F6163F	1		
	Selector Fork, 5th	A082F6335F		1	
19	Selector Fork, 3rd & 4th	A079F6162F	1	1	
20	Selector Fork, 1st & 2nd	A079F6161F	1	1	
21	Locking Screw, Fork/Relay to Shaft	A079F6166F	4	3	
	Locking Wire, Fork/Relay Screw	A079F6168F	4	3	
	Screw, 5th Fork to Shaft	A082F6337F		1	
	Spring Washer, 5th Fork Screw	A082F6336F		1	
22	Setscrew, M9 x 25, Fork Clamping	A079F6221F	4	4	
23	Interlock Plunger, Short	A079F6174F	2	2	
24	Interlock Plunger, Long	A079F6173F	1	1	
25	Blanking Plug, 12mm Diameter	A079F6184F	2	2	
	Blanking Plug, 17mm Diameter	A079F6183F	1	1	
26	Detent Ball, Selector Shaft	A079F6176F	4	4	
27	Spring, Detent Ball	A079F6175F	4		
	Spring, Detent Ball	A082F6347F		4	



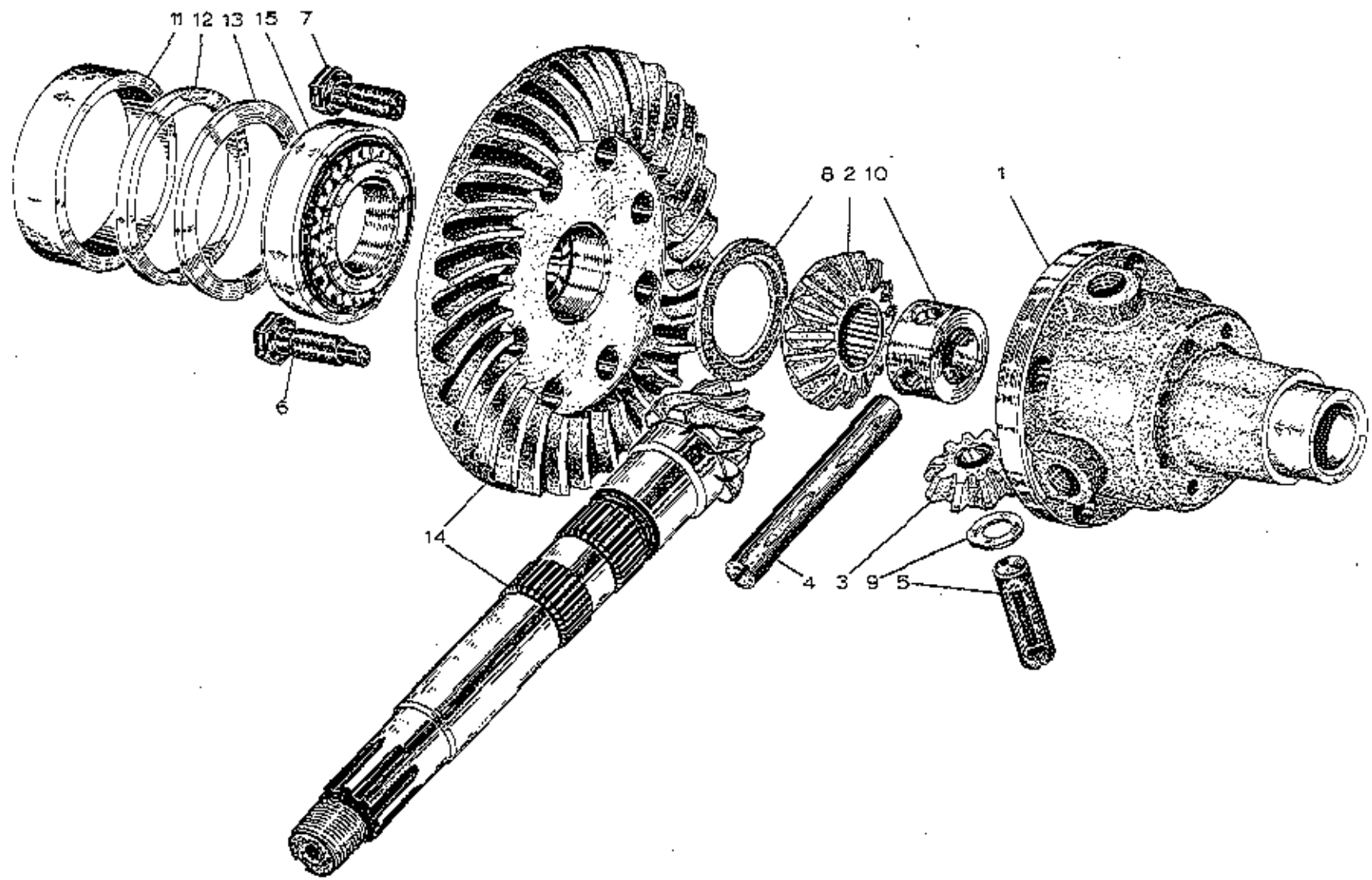
USA
TURBO
47.07A

Updated 2nd February 2015

ILLUS. NO.	DESCRIPTION	PART NUMBER	QUANTITY		REMARKS
			PRIOR C35	C35	
47.07A					
2	Spring, Clutch Shaft Endthrust	A079F6067F	1	1	
3	Circlip, Clutch Shaft Retention	A079F6068F	1	1	
4	Support Tube, Clutch Release Bearing	A082F0754E	1	1	
5	'O' Ring, Support Tube Sealing	A079F6096F	2	2	
6	Scroll and Housing	A079F4032K	1	1	
7	Ball Bearing, Primary Shaft Front	A079F6069F	1	1	
8	Primary Shaft	A079F6060F	1	1	
9	Drive Pinion, 3rd, Primary Shaft	A079F6064F	1	1	R/B A082F6317F
	Drive Pinion, 3rd, Primary Shaft	A082F6317F	1	1	Supplied With Matched Synchro. Ring
10	Needle Roller Bearing, 3rd Pinion	A079F6061F	1		R/B A082F6348F
	Needle Roller Bearing, 3rd Pinion	A082F6348F		1	
11	Synchroniser Assembly, 3rd & 4th	A079F6072F	1		
	Synchroniser Assembly, 3rd & 4th	A082F6332F		1	
12	Synchro Ring, 3rd, 4th & 5th	A079F6073F	3	3	
13	Stop Ring, 3rd & 4th Synchro 2.20	A079F6074F			
	Stop Ring, 3rd & 4th Synchro 2.25	A079F6075F			
	Stop Ring, 3rd & 4th Synchro 2.30	A079F6076F	1	1	Selective
	Stop Ring, 3rd & 4th Synchro 2.35	A079F6077F			
14	Drive Pinion, 4th, Primary Shaft	A079F6107F	1	1	
15	Drive Pinion, 5th, Primary Shaft	A079F6108F	1	1	
16	Needle Roller Bearing, 4th & 5th Pinion	A079F6109F	2		R/B A082F6349F
	Needle Roller Bearing, 4th & 5th Pinion	A082F6349F		2	
17	Double Ball Bearing, Primary Shaft Rear	A079F6098F	1		R/B A082F6321F
	Double Ball Bearing, Primary Shaft Rear	A082F6321F		1	
18	Synchroniser Assembly 5th	A079F6094E	1		
	Synchroniser Assembly, 5th	A082F6325F		1	
19	Circlip, 5th Synchroniser	A079F6092F	1	1	
20	Screw, 5th Hub to Primary Shaft	A079F6097F	1		
	Screw, 5th Hub to Primary Shaft	A082F6322F		1	
	Oil Tube, 5th Hub Screw	A082F6323F		1	
21	Roller Bearing, Secondary Shaft Front	A079F6116F	1		R/B A082F6334F
	Roller Bearing, Secondary Shaft Front	A082F6334F		1	

ILLUS. NO.	DESCRIPTION	PART NUMBER	QUANTITY		REMARKS
			PRIOR C35	C35	
47.07A					
22	Driven Pinion, 1st, Secondary Shaft	A079F6102F	1	1	
23	Driven Pinion, 2nd, Secondary Shaft	A079F6103F	1	1	R/B A082F6316F
	Driven Pinion, 2nd, Secondary Shaft	A082F6316F	1	1	Supplied With Matched Synchro. Ring
24	Needle Roller Bearing, 1st/2nd Pinion	A079F6104F	2	2	
25	Sleeve, 1st/2nd Pinion Bearing	A079F6118F	2	2	
26	Synchroniser Assembly, 1st & 2nd	A079F6089F	1		
	Synchroniser Assembly, 1st & 2nd	A082F6333F		1	
27	Synchro Ring, 1st & 2nd	A079F6090F	2	2	
28	Spacer Washer, 1.65	A079F6119F)		
	Spacer Washer, 1.69	A079F6120F)		
	Spacer Washer, 1.73	A079F6121F)		
	Spacer Washer, 1.77	A079F6122F)		
	Spacer Washer, 1.81	A079F6123F)		
	Spacer Washer, 1.85	A079F6124F)		
	Spacer Washer, 1.89	A079F6125F)		
	Spacer Washer, 1.93	A079F6126F) 1	1	Selective
	Spacer Washer, 1.97	A079F6127F)		
	Spacer Washer, 2.01	A079F6128F)		
	Spacer Washer, 2.05	A079F6129F)		
	Spacer Washer, 2.09	A079F6130F)		
	Spacer Washer, 2.13	A079F6131F)		
	Spacer Washer, 2.17	A079F6132F)		
	Spacer Washer, 2.21	A079F6133F)		
	Spacer Washer, 2.25	A079F6134F)		
	Spacer Washer, 2.29	A079F6135F)		
28	Spacer Washer, 2.33	A079F6136F)		
	Spacer Washer, 2.37	A079F6137F)		
	Spacer Washer, 2.41	A079F6138F)		
	Spacer Washer, 2.45	A079F6139F)		
	Spacer Washer, 2.49	A079F6140F)		
	Spacer Washer, 2.53	A079F6141F)		
	Spacer Washer, 2.57	A079F6142F)		

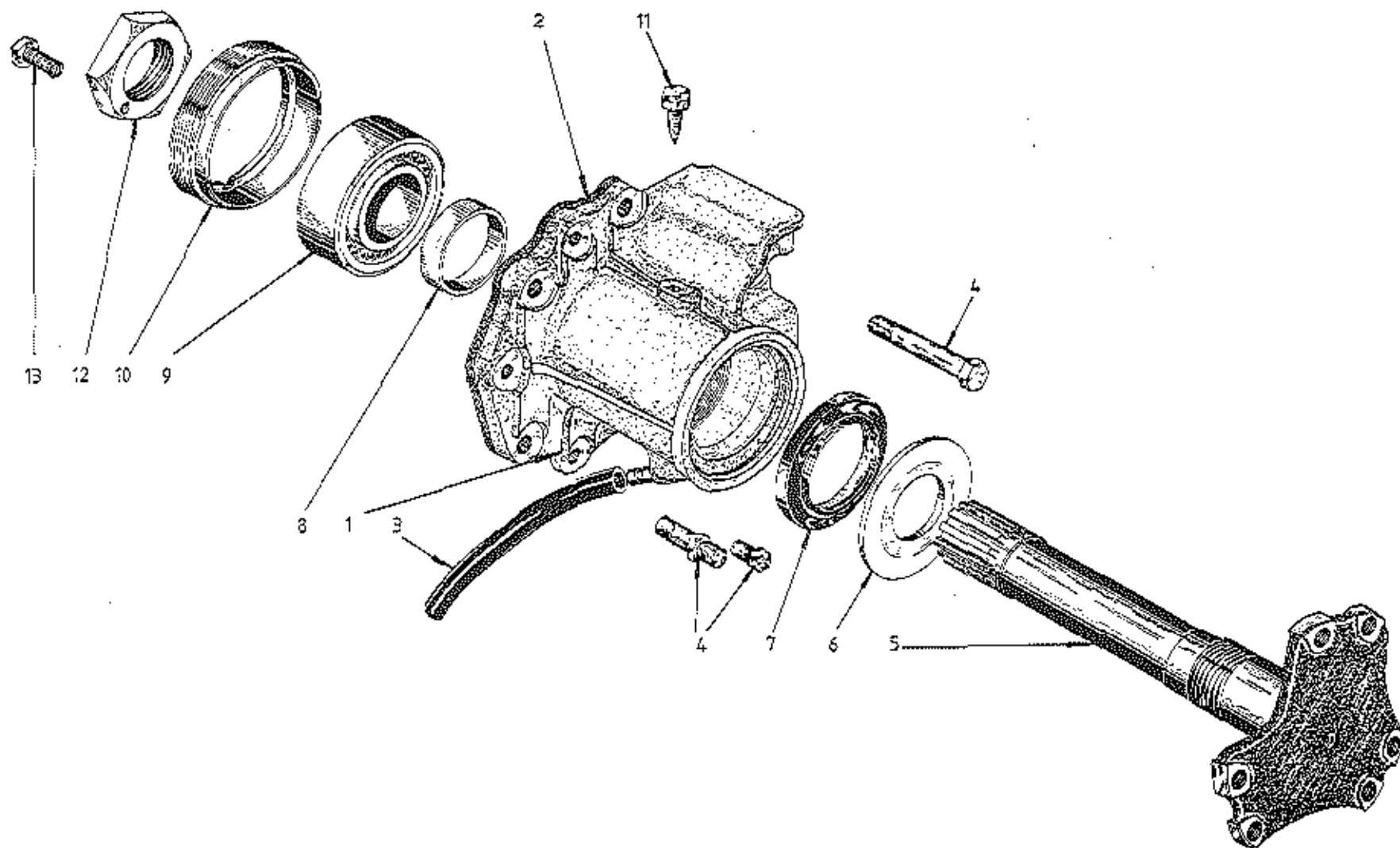
ILLUS. NO.	DESCRIPTION	PART NUMBER	QUANTITY		REMARKS
			PRIOR C35	C35	
47.07A					
	Spacer Washer, 2.61	A079F6143F)		
	Spacer Washer, 2.65	A079F6144F)		
	Spacer Washer, 2.69	A079F6145F)		
	Spacer Washer, 2.73	A079F6146F) 1	1	Selective
	Spacer Washer, 2.77	A079F6147F)		
	Spacer Washer, 2.81	A079F6148F)		
	Spacer Washer, 2.85	A079F6149F)		
	Spacer Washer, 2.89	A079F6150F)		
	Spacer Washer, 2.93	A079F6151F)		
	Spacer Washer, 2.97	A079F6152F)		
	Spacer Washer, 3.01	A079F6153F)		
	Spacer Washer, 3.05	A079F6154F)		
	Spacer Washer, 3.09	A079F6155F)		
	Spacer Washer, 3.13	A079F6156F)		
29	Driven Pinion, 3rd/4th Secondary Shaft	A079F6157F	1	1	
30	Double Ball Bearing, Secondary Shaft Rear	A079F6115F	1		
	Double Ball Bearing, Secondary Shaft Rear	A082F6326F		1	
31	Driven Pinion, 5th, Secondary Shaft	A079F6158F	1	1	
32	Nut/Speedo Drive Gear	A079F6114F	1	1	
33	Idler Gear, Reverse, Inc. Bush	A079F6112F	1	1	
34	Spindle, Reverse Idler Gear	A079F6099F	1	1	
35	Screw, Reverse Gear Spindle	A079F6100F	1	1	
36	Nut, Reverse Spindle Screw	A079F6101F	1	1	



USA
TURBO
47.11A

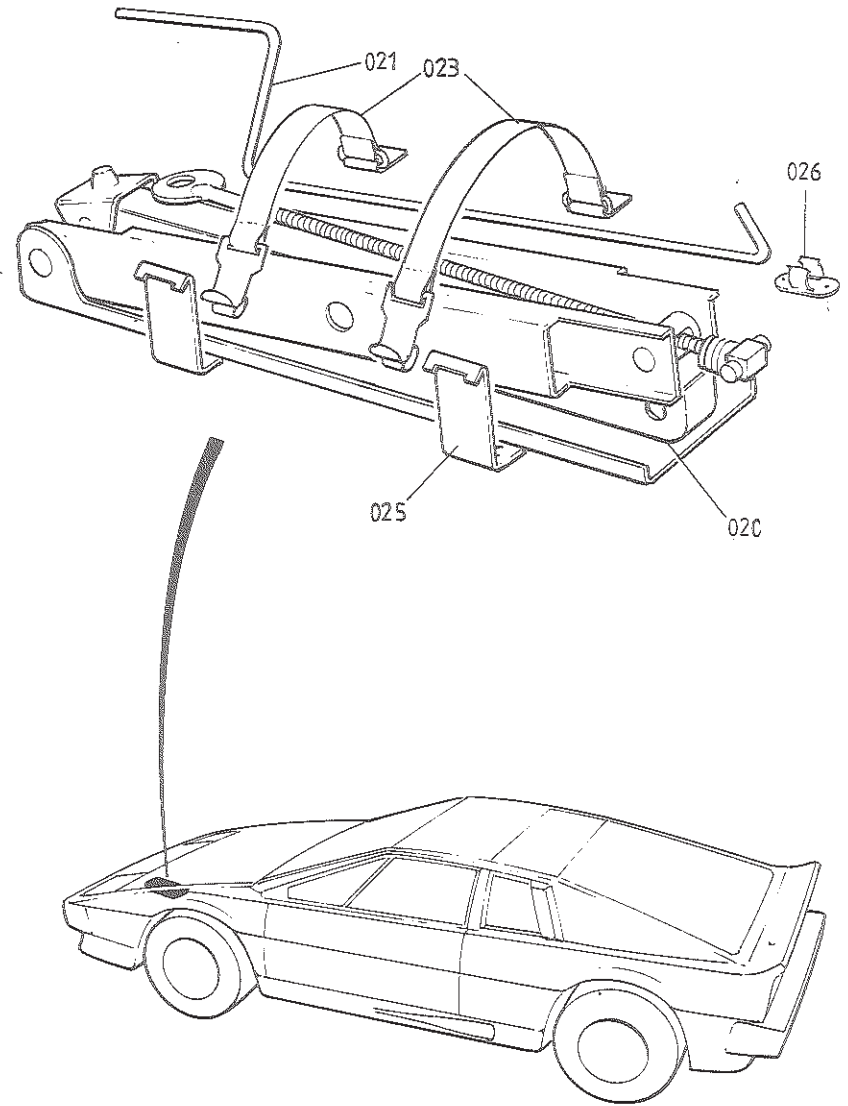
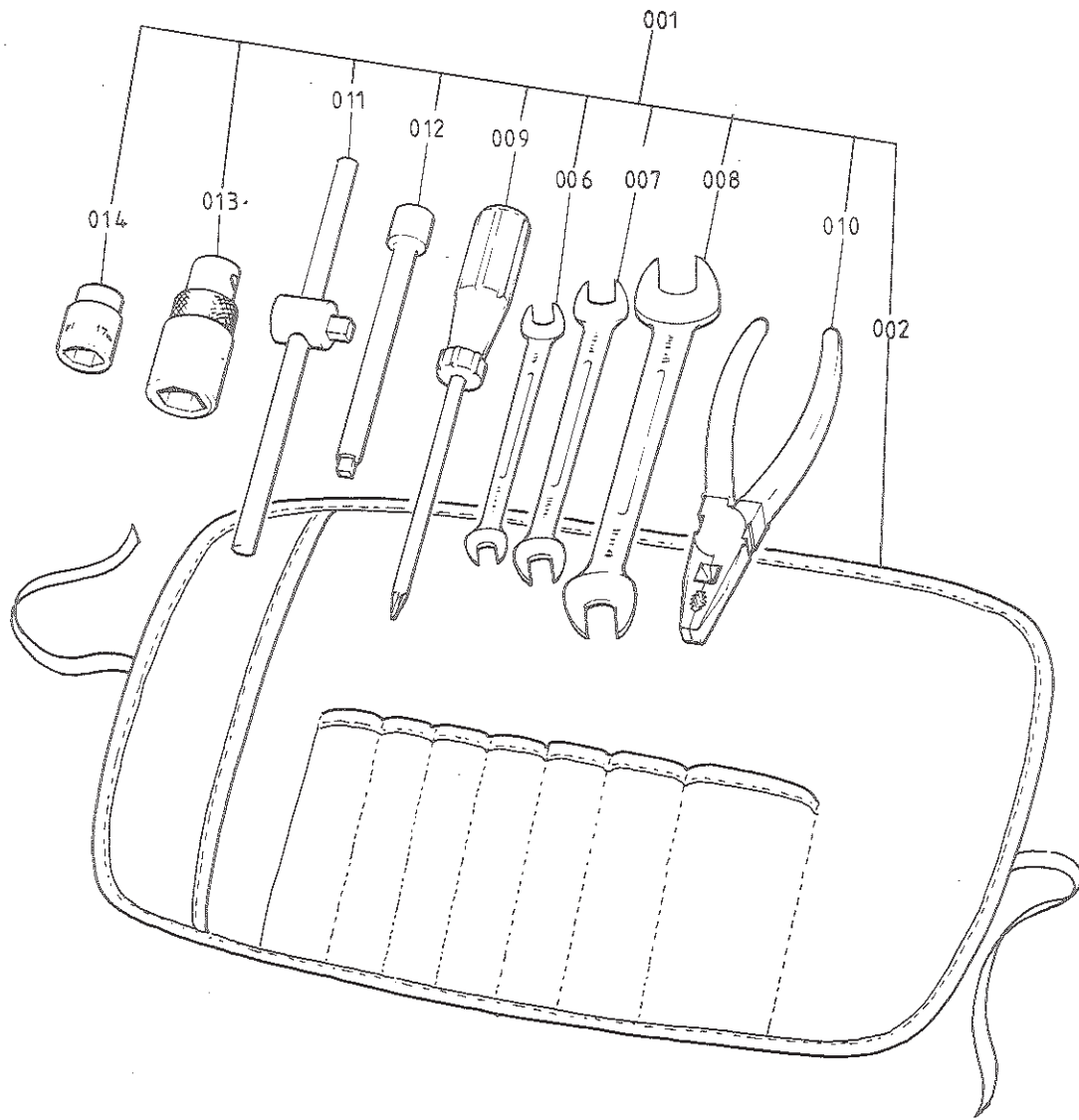
ILLUS. NO.	DESCRIPTION	PART NUMBER	QUANTITY		REMARKS
			ALL		
47.11A					
1	Housing	A079F6231F	1		
2	Planet Wheel	A079F6232F	2		
3	Satellite Wheel	A079F6233F	4		
4	Satellite Spindle, Long	A079F6234F	1		
5	Satellite Spindle, Short	A079F6235F	2		
6	Locking Screw, Satellite Wheel	A079F6237F	3		R/B A082F6318F
	Locking Screw, Satellite Wheel	A082F6318F	3		
7	Locking Screw, Crown Wheel	A079F6238F	5		
8	Planet Wheel Washer 1.52	A079F6239F)		
	Planet Wheel Washer 1.58	A079F6240F)		
	Planet Wheel Washer 1.64	A079F6241F) 1		Selective
	Planet Wheel Washer 1.70	A079F6242F)		
	Planet Wheel Washer 1.76	A079F6243F)		
	Planet Wheel Washer 1.82	A079F6244F)		
9	Satellite Gear Washer 1.54	A079F6245F	>		
	Satellite Gear Washer 1.62	A079F6246F	>		
	Satellite Gear Washer 1.70	A079F6247F	> 1		Selective
	Satellite Gear Washer 1.78	A079F6248F	>		
10	Crosshead Bush	A079F6236F	1		
11	Spacer	A079F6249F	1		
12	Spacer, 2.9	A079F6250F)		
	Spacer, 3.3	A079F6251F)		
	Spacer, 3.7	A079F6252F)		
	spacer, 4.1	A079F6253F) 1		Selective
	Spacer, 4.5	A079F6254F)		
	Spacer, 4.9	A079F6255F)		
	Spacer, 5.3	A079F6256F)		
	Spacer, 5.7	A079F6257F)		

ILLUS. NO.	DESCRIPTION	PART NUMBER	QUANTITY		REMARKS
			ALL		
47.11A					
13	Adjusting Washer, 3.00	A079F6259F	>		Selective
	Adjusting Washer, 3.05	A079F6260F	>		
	Adjusting Washer, 3.10	A079F6261F	>		
	Adjusting Washer, 3.15	A079F6262F	> 1		
	Adjusting Washer, 3.20	A079F6263F	>		
	Adjusting Washer, 3.25	A079F6264F	>		
	Adjusting Washer, 3.30	A079F6265F	>		
	Adjusting Washer, 3.35	A079F6266F	>		
14	Crown Wheel and Pinion	A079F6267F	1		
15	Roller Bearing	A079F6258F	2		



USA
TURBO
47.15A

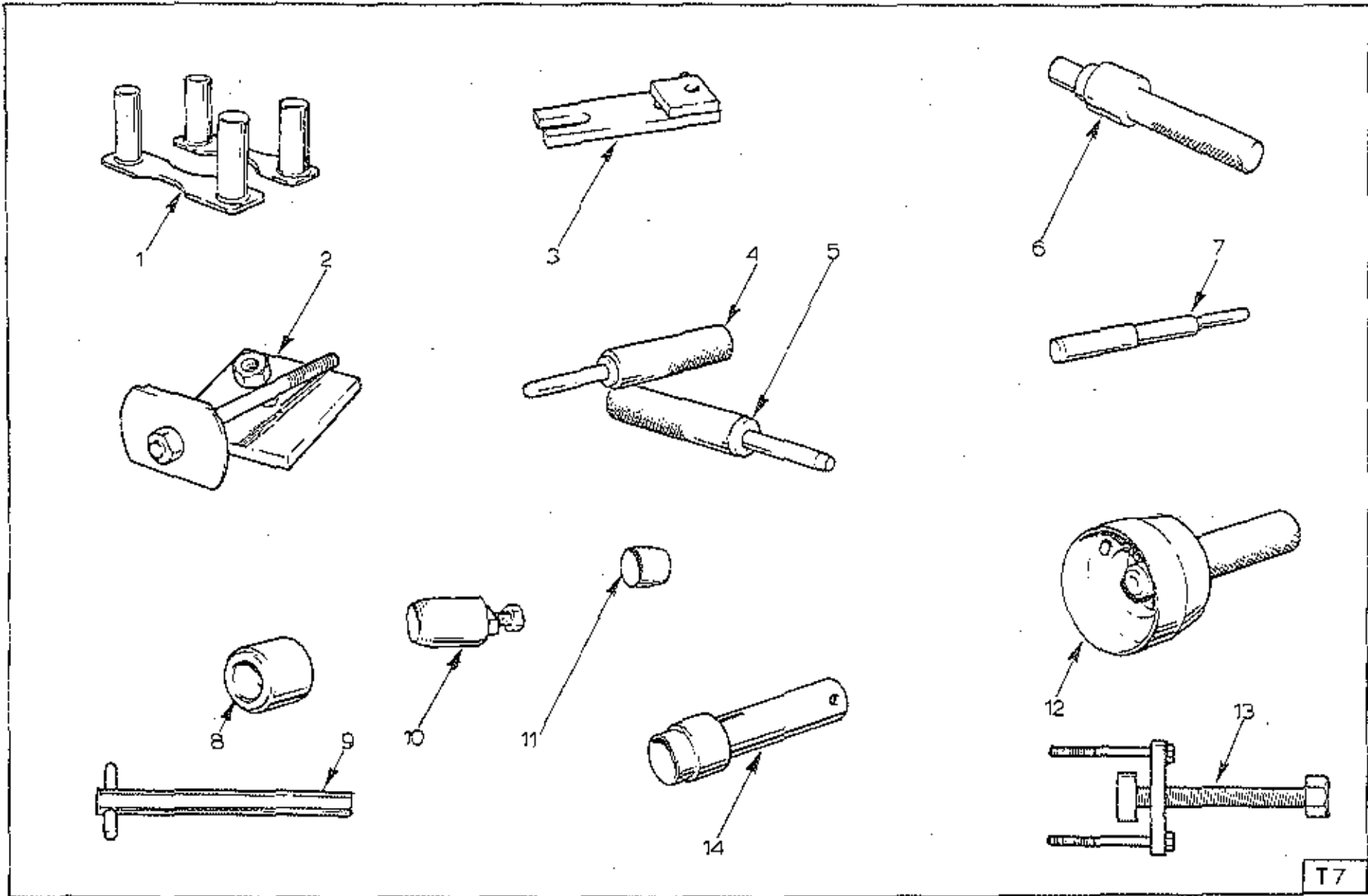
ILLUS. NO.	DESCRIPTION	PART NUMBER	QUANTITY		REMARKS
			PRIOR C35	C35	
47.15A					
1	Housing, Diff. Output Shaft, RH	A079F6275F	1		
	Housing, Diff. Output Shaft, RE	A082F6342F		1	
	Housing, Diff. Output Shaft, LH	A079F6276F	1		
	Housing, Diff. Output Shaft, LH	A082F6343F		1	
2	Gasket, Output Shaft Housing	E079F6028F	2	2	
3	Drain Hose, Output Shaft Housing	A079F4019F	2	2	
4	Bolt, M7 x 20, Output Hsg./Trans.	A079F6218F	1		
	Bolt, M7 x 25, Output Hsg./Trans.	A079F6191F	5	1	
	Bolt, M7 x 70, Output Hsg./Trans.	A079F6287F	2		
	Bolt, M9 x 30, Output Hsg./Trans.	A079F6204F	10	10	
	Bolt, M9 x 75, Output Hsg./Trans.	A079F6286F	2	4	
5	Shaft, Diff. Output, RH	A079F6281F	1	1	
	Shaft, Diff. Output, LH	A079F6280F	1	1	
6	Washer, Oil Retaining	A079F6282F	2	2	
7	Oil Seal, Output Shaft	A079F6288F	2	2	
8	Thrust Ring	A079F6283F	2	2	
9	Double Ball Bearing	A079F6277F	2	2	
10	Ring Nut, Bearing to Housing	A079F6278F	2		
	Ring Nut, Bearing to Housing	A082F6344F		2	
11	Locking Screw, Ring Nut to Housing	A079F6279F	2	2	
12	Nut, Bearing to Output Shaft	A079F6284F	2	2	
13	Locking Screw, Output Shaft Nut	A079F6285F	2	2	



USA
TURBO
6001A

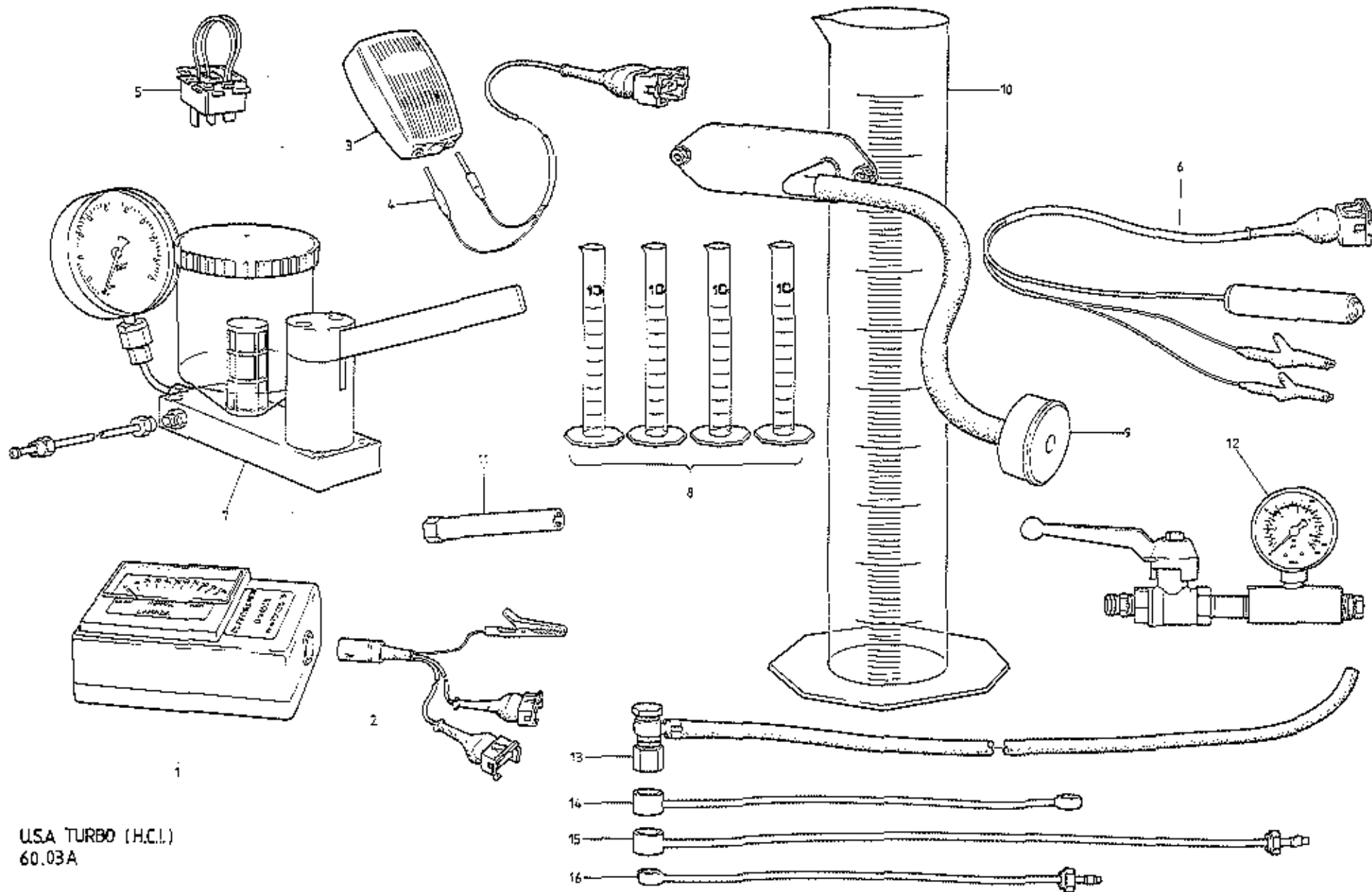
Updated 2nd February 2015

ILLUS. NO.	DESCRIPTION	PART NUMBER	QUANTITY		REMARKS
			ALL		
60.01A					
001	Toolkit Assembly	A082T4003J	1		
002	Toolkit Roll	A075T0369K	1		
006	Spanner, O/E, 8 x 10	B075T6003F	1		
007	Spanner, O/E, 10 x 13	B075T6004F	1		
008	Spanner, O/E, 13 x 17	B075T6005F	1		
009	Screwdriver, Posidrive no. 2	B075T6006F	1		
010	Pliers	B075T6007F	1		
011	'T' Bar, Sliding	B075T6008F	1		
012	Extension, 5 in., 3/8 in. Drive	B075T6009F	1		
013	Spark Plug Socket, 13/16 in.	B075T6011F	1		
014	Socket, 17mm	B082T6001F	1		
020	Jack,	A085T4004K	1		
021	Handle, 145mm Crank	B085T6002	1		
023	Strap, Jack Retention,	A079U4033F	2		
025	Anchor Hook, Jack Strap	B082U4715K	2		
	Pop Rivet, Strap and Anchor Fixing	A075W6099F	6		
026	Clip, Jack Handle Stowage (2 Hole Fix)	A079W6146F	2/3		
	Clip, Jack Handle Stowage (1 Hole Fix)	A079W6145F	1))As Fitted



T7

PLATE Ref. No.	DESCRIPTION	PART NUMBER	QUANTITY		REMARKS
			ALL		
60.02A					
1	Engine Special Tool Kit Assembly	T000L0002A	1		Comprises * Items
2	Cylinder Liner Clamps*	T000T0002A	2		
3	Cylinder Liner Extractor*	T000T0012A	1		
4	Cylinder Liner Nip Gauge*	T000G0003A	1		
5	Drift, Inlet Valve Seat*	T000T0093A	1		
6	Drift, Exhaust Valve Seat*	T000T0094A	1		
7	Insertor, Spigot Bearing*	T000T0242A	1		
8	Drift, Valve Guide*	T000T0004A	1		
9	Insertor, Camshaft Oil Seal*	T000T0010A	1		
10	Spanner, Oil Pick-Up Pipe Union*	T000T0083A	1		
11	Extractor, Camshaft Oil Seal*	T000T0011A	1		
12	Sleeve, Camshaft Oil Seal*	T000T0072A	1		
13	Pilot, Rear Oil Seal, Crankshaft*	T000T0084A	1		
14	Puller, Crankshaft Pulley*	T000T0170A	1		
	Pilot, Front Cover*	T000T0009B	1		
	Clips, Tool Retention, set c/w Fixings	T000L0005A	1		
	Shadow Sheet, Self Adhesive	T000T0271A	1		
	Tool Board	T000T0270A	1		
	Burroughs Gauge, Toothed Belt	T000T0290A	1		
	Burroughs Gauge, Toothed Belt	T000G0025J	1	R/B T000G0025J Cantilevered Type	
	Torx Socket, Cam Housing Bolt	T000T0443	1		
	Carburettor Balance Adaptors	T000T0496	4		
	Carburettor Float Setting Bar	T000T0498	1		
	Carburettor Manometer	T000T0499	1		
	Rear Brake Caliper Spreader	T000T0556	1	1985 Model Year	
	Screen Removal Tool	A075B6169	1		
	Exhaust Sample Probe	T000T0501	1		
	Resistores Socket, Distributor Clamp Screw	T000T0503	1		
					U.S.A. Turbo 60.02A



U.S.A. TURBO (H.C.I.)
 60.03A

ILLUS. NO.	DESCRIPTION	PART NUMBER	QUANTITY		REMARKS
			H.C.I.		
60.03A					
	<u>Fuel Injection Special Tools</u>				
1	Duty Cycle Meter	T000T0567F	1		
2	Lead Assy. Duty Cycle Meter	T000T0595P	1		
3	Continuity Meter	T000T0568J	1		
4	Lead Assy. Continuity Meter	T000T0568/1	1		
5	Relay Bridge, Fuel Pumps	T000T0569J	1		
6	Test Bridge, Cold Start Injector	T000T0570J	1		
7	Injector Tester	T000T0580J	1		
8	Set of 4 x 10 ml Flasks	T000T0594J	1		
9	Plenum Adaptor Assy.	T000T0583J	1		
10	2000 ml Flask	T000T0582F	1		
11	Socket Spanner, Throttle Coupling	T000T0584F	1		
12	Pressure Gauge & Valve Assy.	T000T0575J	1		
13	Pipe Assy, M12 Banjo to Open End	T000T0579J	1		Black
14	Pipe Assy, M12 Banjo to M10 Banjo	T000T0576J	1		Red
15	Pipe Assy, M12 Banjo to Compression Fitting	T000T0577J	1		Green
15	Pipe Assy, M10 Banjo to Compression Fitting	T000T0578J	1		Blue

U.S.A. Turbo (H.C.I.)
60.03A