



EUROPA TWIN CAM (And Variants)

SERVICE PARTS LIST

LOTUS CARS LIMITED

Norwich Norfolk, Nor. 92W England

Telephone: Wymondham 3411 Cables: Lotus, Norwich Telex: 97401

Part No. A074 T 0325Z

September 1972. ©

Updated 2nd February 2015

CONDITIONS OF SALE AND WARRANTY

We reserve the right to make changes or improvements in the construction or equipment of our products at any time. It is our general policy, however, to supply components to the latest specification.

DELIVERY

Any date quoted for delivery is an estimate and under no circumstances shall the Company be liable for delay in delivery, howsoever occurring.

PRICE

Goods purchased will be supplied at the price ruling at the date of delivery. Lotus Cars Limited reserve the right to alter prices without previous notice. All prices are ex-factory, packing and carriage extra.

PAYMENT

Terms of payment are strictly CASH ON DELIVERY except where prior credit facilities have been arranged.

CORRESPONDENCE

All correspondence relating to parts must carry both the order number and the invoice number.

PART NUMBERS

Part numbers must always be quoted on all correspondence, advise notes, invoices and parts order forms.

LIABILITY

The Company's liability is limited as set out below; any implied condition or warranty is hereby excluded, and the Company will not be liable in damages for any injury or loss, damage or expense howsoever incurred or arising in connection with goods ordered hereunder.

DAMAGED PARTS

Damage to received parts should be assumed to have occurred in transit, and claims should be made on the carriers and/or their Insurance Company. Parts will not be accepted for credit unless previously agreed. Carriage of parts returned will be at the purchaser's expense, unless previously agreed.

VARIATION

No variation of these conditions or this Warranty shall be binding on the Company unless in writing signed by a Director on behalf of this Company.

1. The Company will during the Warranty period of THREE MONTHS at their sole option, repair or replace free of charge to the purchaser any part which in their opinion is defective owing to faulty workmanship or materials; the cost of carriage and any labour costs incurred in dismantling or reassembly shall be charged to the purchaser.
2. Where the Warranty period is THREE MONTHS, the Company will within the remaining period of the original three months from the date of supply, repair or replace on the terms of the foregoing clause any part supplied under that clause which in the Company's opinion is defective owing to faulty materials or workmanship.
3. The Company's undertaking to repair or replace applies ONLY to parts of Lotus design, that is, parts manufactured by, or to the specification of one of the Lotus Group of Companies. The Company will be under no legal liability in respect of parts not of Lotus design but will, during the Warranty period, at the request of the purchaser (who shall reimburse the Company for any expense incurred) take reasonable steps to secure the repair or replacement by the manufacturer of any such part which may be defective.
4. Should the Company in their discretion carry out extra work or supply any extra parts free of charge, they shall be under no legal liability of any kind in connection therewith, and the provisions of the Warranty shall not be deemed in any way to have been waived.

CLAIMS UNDER WARRANTY

Claims for the replacement of material or parts under Warranty must always be submitted to the supplying Distributor for the area concerned. All faulty material in the United Kingdom must be correctly labelled and returned to Lotus Cars Limited. For all other territories faulty material must be held by the supplying Distributor pending settlement of the claim. The Factory will NOT accept charges for the return of such parts or the packing or the crating of the same. In all cases of claims under Warranty, the decision of Lotus Cars Limited is final.

1. No claim under Warranty will be accepted by the Company if after delivery:
 - a. Goods sold have been used in connection with motor racing or any motor competition.
 - b. Defective parts have been altered or identification numbers removed.
 - c. Damage occurred through mishandling or misuse.
 - d. Modifications that have been carried out on the vehicle which are outside the specifications provided for by the Company or when genuine parts have been replaced by parts of another origin.
2. The Company may reject a claim under Warranty unless:
 - a. Parts claimed to be defective are sent to the Company carriage paid promptly after the discovery of the fault.
 - b. Parts are properly packed and labelled, with all necessary identification numbers recorded.
 - c. The purchaser furnished full information as to the purchase of the goods and the nature of the claim.

INTRODUCTION

This publication contains all assemblies and parts sold as spares; it enables one to determine with precision their Part Numbers and to identify them from the illustrations.

Vehicle Chassis Number

The method of identifying a vehicle, whether Component - Build or Fully - Built, is by use of the Vehicle Chassis Number which is comprised of code numbers as shown below. The Vehicle Chassis Number will be found stamped on a plate which is fixed to the left - hand side of the engine bulkhead.

7001 . 0001A Both chassis and body numbers being the same.

7001 Represent year and month of manufacture.

0001 Represents the unit (chassis) number.

A Represents the model code.

As there are sixteen different model types within our present production control, the following codes will be used for correct model identification:-

Elan Standard	Fixed Head	United Kingdom	A
Elan Standard	Fixed Head	Export	B
Elan Standard	Drop Head	United Kingdom	C
Elan Standard	Drop Head	Export	D
Elan Special Equip.	Fixed Head	United Kingdom	E
Elan Special Equip.	Fixed Head	Export	F
Elan Special Equip.	Drop Head	United Kingdom	G
Elan Special Equip.	Drop Head	Export	H

Elan Federal	Fixed Head	Export	J
Elan Federal	Drop Head	Export	K
Elan +2 'S' Type		United Kingdom	L
Elan +2 'S' Type		Export	M
Elan +2 'S' Type Federal		Export	N
Europa Standard		United Kingdom	P
Europa Standard		Export	Q
Europa Federal		Export	R

Part Numbers

All Part Numbers commence with the Vehicle Type Number which enables one to determine if the part is peculiar to the Europa or whether it was first used for some other Lotus 'road' vehicle, thus:-

46,54,65,74 = First used on Europa

26,36,45,500 = First used on Elan

50 = First used on Elan +2

75 = First used on Europa Special Federal

Standard Hardware Part Numbers

All standard finish bolts, Screws, Studs, Nuts, and Washers carry either Part Numbers in accordance with the code given on Page 10 or fixing numbers as listed in the Replacement Parts Price List.

Commencing Chassis Number:

7109181000P - Domestic Europa (see breakdown on Page 4)

The designations 'LEFT' and 'RIGHT' are to be understood as seen in the driving direction.

Assembly and Sub-assembly piece parts are listed inset under the Assembly/Sub-assembly description and part numbers are given for obtainable piece parts. For easier identification, fixings (e.g. Bolts, Nuts, Pins, etc.) for replacement parts are also listed

inset under the parts description. These fixings are NOT supplied with the replacement part and must be ordered separately as required. The term 'optional' in the 'DESCRIPTION' column indicates that the respective parts will be supplied as requested or available. Where necessary, 'CHANGE POINTS', (i.e. CHASSIS, BODY or ENGINE Nos.) will be indicated in the 'CHANGE POINT' column. The applicability of parts to vehicle variants together with the total quantity fitted per Variant, is given in the Quantity columns under the appropriate heading, and, where applicable, by a star annotation in the steering position columns. All parts do not necessarily correspond to the illustrations.

The following abbreviations are used in the parts list:

L/H - Left Hand	C/W - Complete with
R/H - Right Hand	B/V - Big Valve
Std. - Standard	O/S - Outsize
U/S - Undersize	G/Box - Gearbox

Instructions on Ordering

1. Ascertain the exact Vehicle Variant for which parts are required and obtain the chassis and engine numbers.
2. Refer to index and select Sections (s) for which Part (s) are required.
3. Study the illustration and select Plate Reference Number (s).
4. Relate the Plate Reference Number to the Plate Reference Number of the Parts List text.
5. Read across from the Plate Reference Number to the appropriate QUANTITY Column referring also to the STEERING Position Column.
6. Read the DESCRIPTION Column for correct order identification.
7. Check the CHANGE POINT Column for any additional information.
8. Re-check the part (s) number (s) selected, repeating instructions 3 to 7 inclusive.

Example

Part Required - Right Hand Radius Arm for a European market T/C Europa Special.
 Section - D
 Plate Ref. No. - DA1 (A)
 Vehicle Identification - Special L/H drive (B)
 Description - Arm Radius R/H (C)
 Part Number - A074 D 0216Z (D)

PLATE Ref: No.	PART NO.	QUANTITY					STEERING		DESCRIPTION	CHANGE POINT	BULLETIN REF.
		ALL	T/C	T/C Fed.	Special	Spec. Fed.	LH	RH			
(DA1)	A074 D 0197Z		1	1			*	*	Arm. Radius, - L/H		
	A074 D 0217Z				1	1	*	*	Arm. Radius, - L/H		
	A074 D 0198Z		1	1			*	*	Arm. Radius, - R/H		
	<u>A074 D 0216Z</u>				(1)	1	(*)	*	Arm. Radius, - R/H		
DA2	X046 D 6000Z	2							Mounting. Resilient,		

PAINTS, THINNERS ETC.

<u>Part No.</u>	<u>Code</u>	<u>Quantity</u>	<u>Description</u>
A036 B 6315V	LO1	AR	British Racing Green
A036 B 6316V	LO2	AR	French Blue
A036 B 6317V	LO3	AR	Wedgewood Blue
A036 B 6318V	LO4	AR	Cirrus White
A036 B 6319V	LO5	AR	Carnival Red
A036 B 6320V	LO6	AR	Burnt Sand
A036 B 6321V	LO7	AR	Lotus Yellow
A036 B 6312V	LO8	AR	Matt Black
A036 B 6322V	LO9	AR	Royal Blue
A036 B 6323V	LO10	AR	Bahama Yellow
A036 B 6356V	LO11	AR	Regency Red
A036 B 6357V	LO12	AR	Lagoon Blue
A036 B 6349V	LO13	AR	Pistachio Lime Green
A036 B 6350V	LO14	AR	Colorado Orange
A036 B 6397V	LO15	AR	Gloss Black
A036 B 6399V		AR	Tawny
A036 B 6345V		AR	Gold Lacquer - Elan 'Sprint' bumpers
A036 B 6313V		AR	Silver Lacquer - Elan bumpers
A036 B 6355V		AR	Silver +2 'S' roof
A036 B 6138V		AR	Thinner
A036 B 6139V		AR	Primer Surface '22'
A036 B 6140V		AR	Thinner (CTZ 110)
A036 B 6141V		AR	Thinner (CTZ 35)

<u>Part No.</u>	<u>Code</u>	<u>Quantity</u>	<u>Description</u>
A036 B 6142V		AR	Thinner with paint (oven dry)
A036 B 6143V		AR	Thinner with paint (air dry)
A036 B 6144V		AR	Thinner solvent cleaner
A036 B 6153V		AR	Ivory sealer
A036 B 6327V		AR	Cellulose Stopper - grey

STANDARD HARDWARE PART NUMBER CODING

1. Bolts, Screws and Studs

Hexagon	X	Single Letter
Round	R	
Mushroom	M	
Cheese	C	
Plain	P	
Flat Countersunk	K	
Raised Head Countersunk	D	
Stud	S	

Nuts

Self-locking	L	Single Letter
Plain	A	
Nyloc	Y	

Washers

Shakeproof.	L	Single Letter
Plain	A	

2. Bolts, Screws and Nuts

U.N.F.	UF	Two Letters or digits
U.N.C.	UC	
Metric	MM	

Screws

Wood	WD	Two Letters or digits
Self-Tapping	ST	

Washers

Internal diameter in	Two digits
16ths. inch or millimetres	

3. Bolt	B	Single Letter
Screw	S	
Nut	N	
Washer	W	
Stud	T	

4. Bolts, Screws, Nuts and Studs

Diameter in 16ths. inch or millimetres	Two digits
--	------------

Plain Washers

Outside diameter in 16ths. inch or millimetres	Two digits
--	------------

Shakeproof Washers

All sizes	00	Two digits
-----------	----	------------

Self-Tapping Screw and Wood Screw

Number	Two digits
--------	------------

5. Bolts and Screws

Length in 16ths. inch or millimetres	Two digits
--------------------------------------	------------

Nuts

Full	OF	Two digits
Half	OH	

Plain Washers

Thickness by .01 inch	Two digits
-----------------------	------------

Shakeproof Washers

All sizes	00	Two digits
-----------	----	------------

6. Studs

SUCC	UNC both ends	Four digits
SUFF	UNF both ends	
SUFC	UNF one end, UNC other end	
SMMM	Metric	

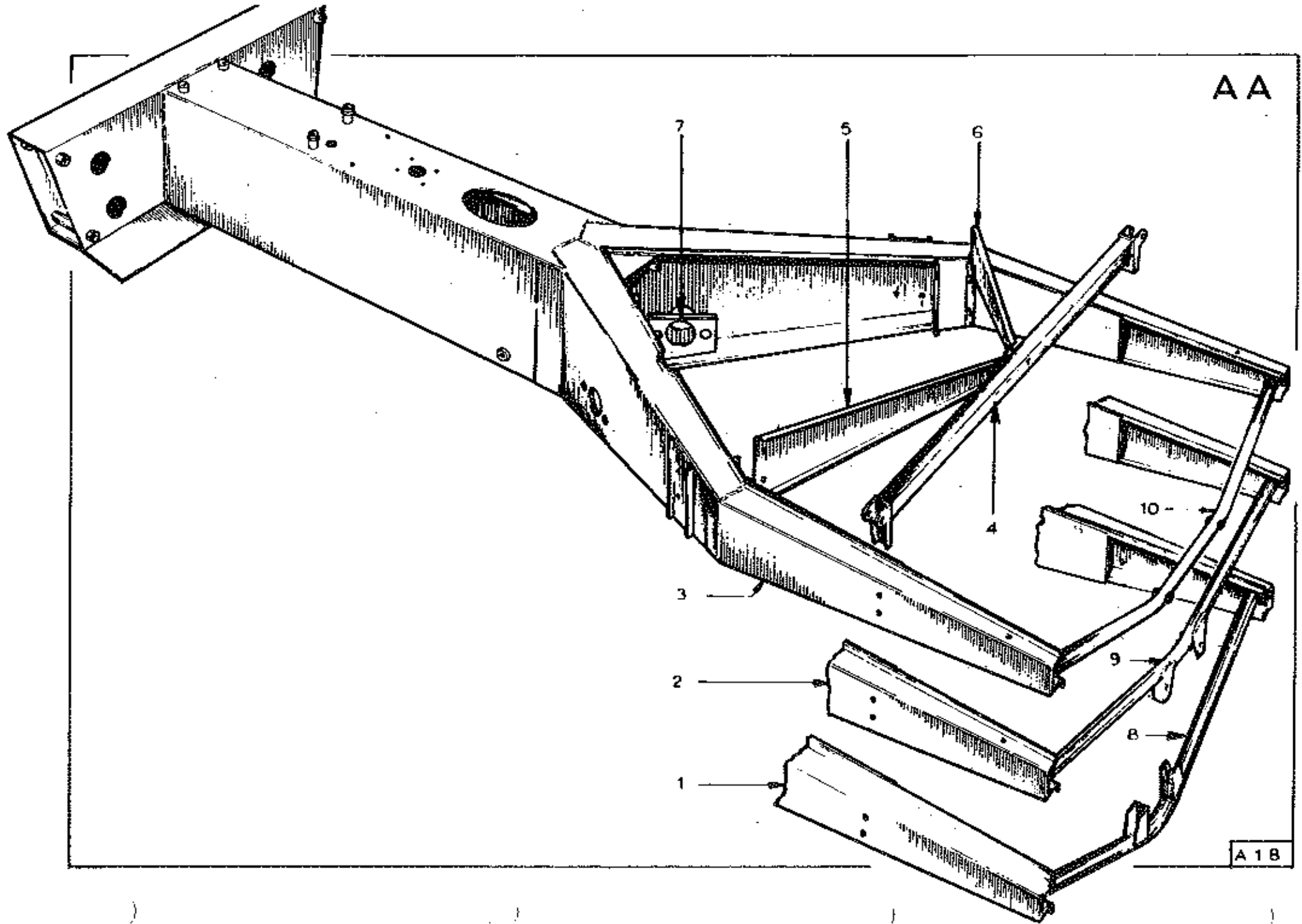
ALL CODES: All codes (Part Numbers) have eight letters/figures. Shank lengths, material specification and finish are all standard.

INDEX

Section

A	CHASSIS
B	BODY
C	FRONT SUSPENSION
D	REAR SUSPENSION
E	ENGINE
F	TRANSMISSION
G	WHEELS
H	STEERING
J	BRAKING SYSTEM
K	COOLING SYSTEM
L	FUEL SYSTEM
M	ELECTRICAL EQUIPMENT
P	HEATING AND VENTILATION
Q	CLUTCH
S	EXHAUST SYSTEM
T	MISCELLANEOUS ITEMS

AA

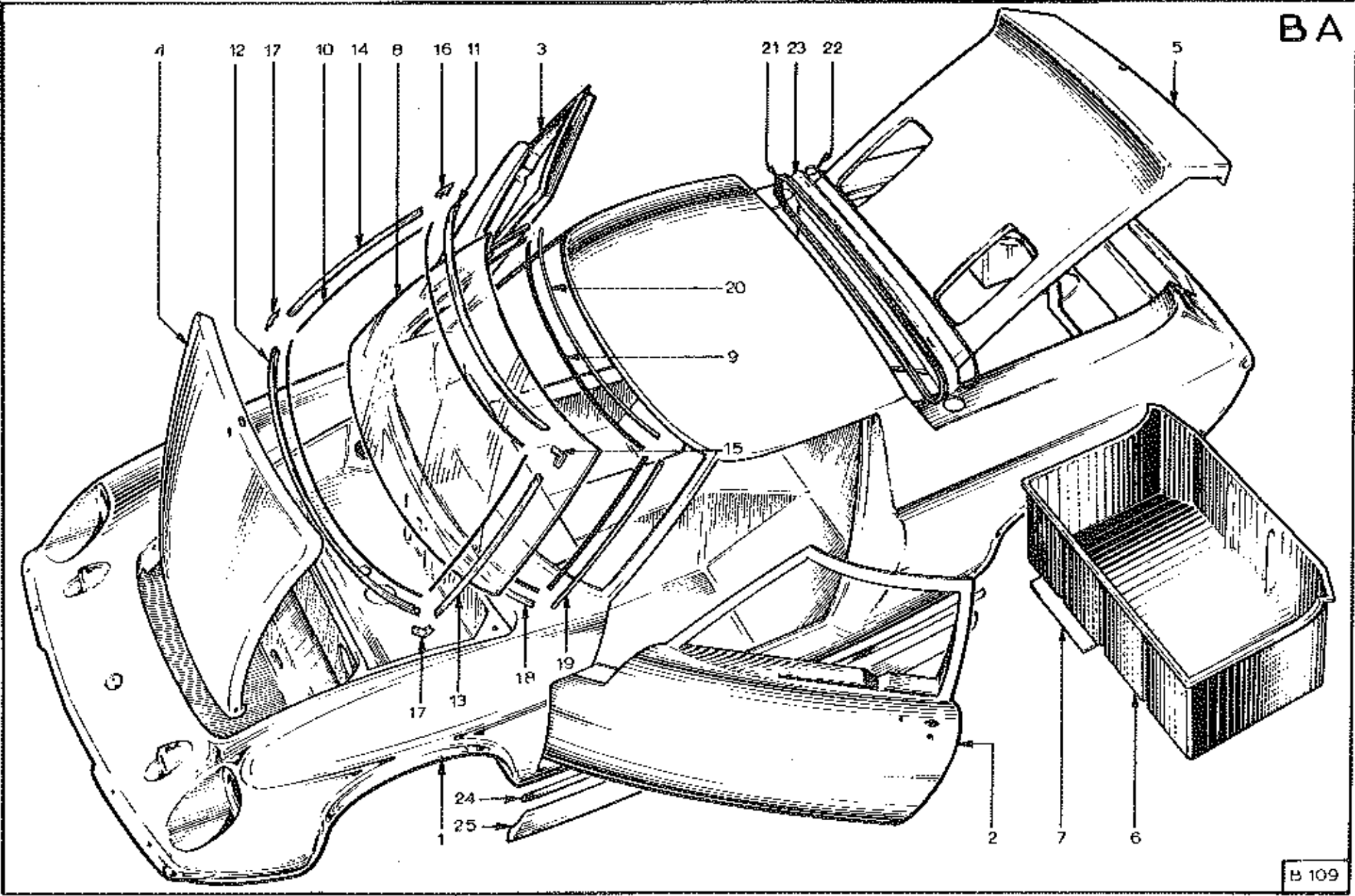


A 18

PLATE Ref: No.	PART NO.	QUANTITY					STEERING		DESCRIPTION	CHANGE POINT	BULLETIN RE
		ALL	T/C	T/C Fed.	Special	Spec. Fed.	LH	RH			
AA1	C074 A 0715W		1	1			*	*	Assembly. Chassis, (Type 336 G/Box Mounting)		
AA2	C074 A 0722W		1	1			*	*	Assembly. Chassis, (Type 352 G/Box Mounting)		
AA3	A074 A 0724W				1	1	*	*	Assembly. Chassis, (Type 352/365 G/Box Mounting)		
	A074 A 0012Z	2							comprising Tube. Lower Wishbone Pivot,		
AA4	A074 A 0714W	1							Beam. Cross,		
	XUFB 0516	4							Bolt. Cross Beam to Chassis,		
	118B	4							Washer.		
	211	4							Nut.		
AA5	D074 A 0295Z	1							Brace. L/H Diagonal,		
AA6	D074 A 0296Z	1							Brace. R/H Diagonal,		
	XUFB 0512	4							Bolt. Brace to Chassis,		
	A05W 2002	4							Washer.		
	211	4							Nut.		
	17A	1							Bolt. Brace to Cross Beam,		
	A05W 2002	1							Washer.		
	211	1							Nut.		
AA7	A074 A 0285Z	1							Plate. Reinforcing L/H,		
	A074 A 0286Z	1							Plate. Reinforcing R/H,		
AA8	A074 A 0717W		1	1			*	*	Assembly. Type 336 G/Box Mounting,		

PLATE Ref: No.	PART NO.	QUANTITY					STEERING		DESCRIPTION	CHANGE POINT	BULLETIN REF.
		ALL	T/C	T/C Fed.	Special	Spec. Fed.	LH	RH			
AA9		1	1				*	*	Assembly. Type 352 G/Box Mounting, comprising		
	A074 A 0313Z	1	1				*	*	Tube.		
	B074 A 0315Z	1	1				*	*	Bracket. Mounting L/H,		
	B074 A 0316Z	1	1				*	*	Bracket. Mounting R/H,		
AA10	B074 A 0323Z			1	1		*	*	Assembly. Type 352/365 G/Box Mounting,		

BA



LI

PLATE Ref: No.	PART NO.	QUANTITY					STEERING		DESCRIPTION	CHANGE POINT	BULLETIN REF.
		ALL	T/C	T/C Fed.	Special	Spec. Fed.	LH	RH			
BA1	A074 B 1800S		1		1			*	Shell. Body,		
	A074 B 1801S		1		1			*	Shell. Body,		
	B074 B 1801S			1					Shell. Body,		
	C074 B 1801S					1			Shell. Body,		
BA2	A065 B 0089S	1							Shell. Door, - L/H		
BA3	A065 B 0088S	1							Shell. Door, - R/H		
BA4	A046 B 0030S	1							Lid. Bonnet,		
	X054 B 1820Z	1							Strip. Bonnet Reinforcing,		
	434	6							Rivet. Strip Securing,		
	A036 B 6213V	1							Sealing. Front Stowage Compartment,		
BA5	A074 B 0040Z	1							Lid. Engine Compartment,		
BA6	X054 B 0059S	1							Box. Luggage,		
	68N	2							Bolt. Box Securing,		
	113	2							Washer.		
BA7	X046 B 2005Z	1							Shield. Heat, - Metal		
	X046 B 2007Z	1							Shield. Heat, - Asbestos		
BA8	X046 B 0029Z	1							Windscreen.		
	X054 B 0029Z	1							Windscreen. Tinted, (Optional)		
BA9	A050 B 6182Z	1							Strip. Sealing,		
BA10	A050 B 6181Z	1							Strip. Sealing,		

0972.

BA1.

PLATE Ref: No.	PART NO.	QUANTITY					STEERING		DESCRIPTION	CHANGE POINT	BULLETIN REF.
		ALL	T/C	T/C Fed.	Special	Spec. Fed.	LH	RH			
	A054 B 6132Z	2							Blocks. Mounting,		
BA11	A054 D 6118Z	1							Finish. External Top,		
BA12	A054 B 6119Z	1							Finish. External Bottom,		
BA13	A054 B 6120Z	1							Finish. External L/H,		
BA14	A054 B 6126Z	1							Finish. External R/H,		
BA15	A054 B 6133Z	1							Clip. Top L/H Corner,		
BA16	A054 B 6134Z	1							Clip. Top R/H Corner,		
BA17	A050 B 6190Z	2							Clip. Bottom Corner,		
BA18	A054 B 6122Z	1							Trim. Windscreen Internal Base,		
BA19	A054 B 6123Z	2							Trim. Windscreen Internal Side,		
BA20	A054 B 1621Z	1							Trim. Windscreen Internal Top,		Up to Chassis No 1657P - 1088Q - 2468R.
	B050 B 6209Z	1							Trim. Windscreen Internal Top and Sides,		From Chassis No.s 1658P - 1089Q - 2469R.
BA21	X054 B 1769Z	1							Weather Strip. Rear Screen,		
BA22	65 U 0009Z	1							Strip. Filler, Rear Screen		
BA23	X046 B 0349Z	1							Screen. Rear,		
	B046 B 0349Z	1							Screen. Tinted Rear, (Optional)		
BA24	A074 U 6004Z	2							Strip. Trim,		
	A074 U 6006Z	18							Clip. Attaching,		
BA25	A074 U 0111Z	1							Panel. Trim, - L/H		

PLATE Ref: No.	PART NO.	QUANTITY					STEERING		DESCRIPTION	CHANGE POINT	BULLETIN REF.
		ALL	T/C	T/C Fed.	Special	Spec. Fed.	LH	RH			
	A074 U 0110Z	1							Panel.Trim, - R/H		
	A074 U 6007Z	AR							Tape. Double Sided Adhesive,		
	A074 U 6005Z	10							Clip. Trim Panel Attaching,		

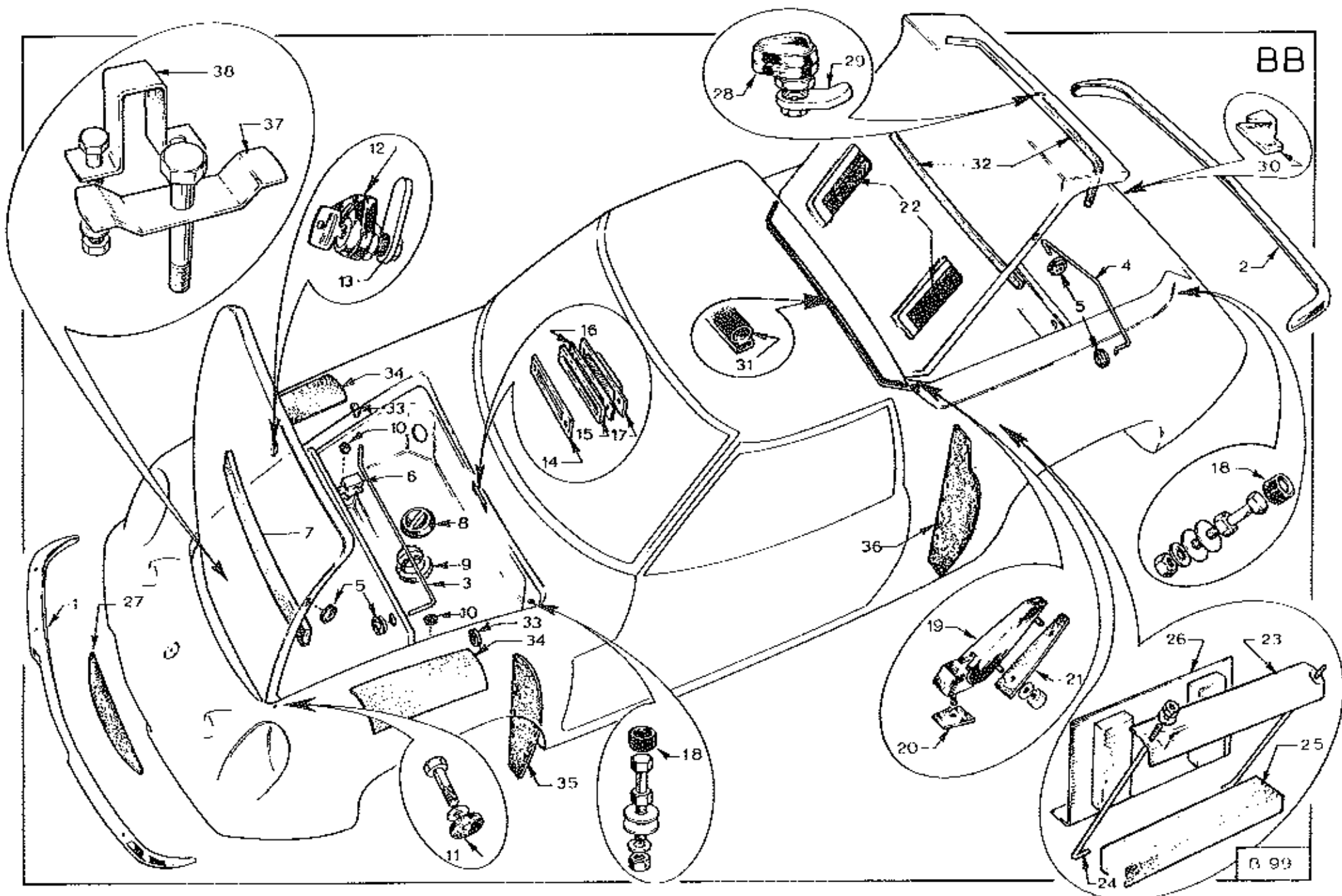


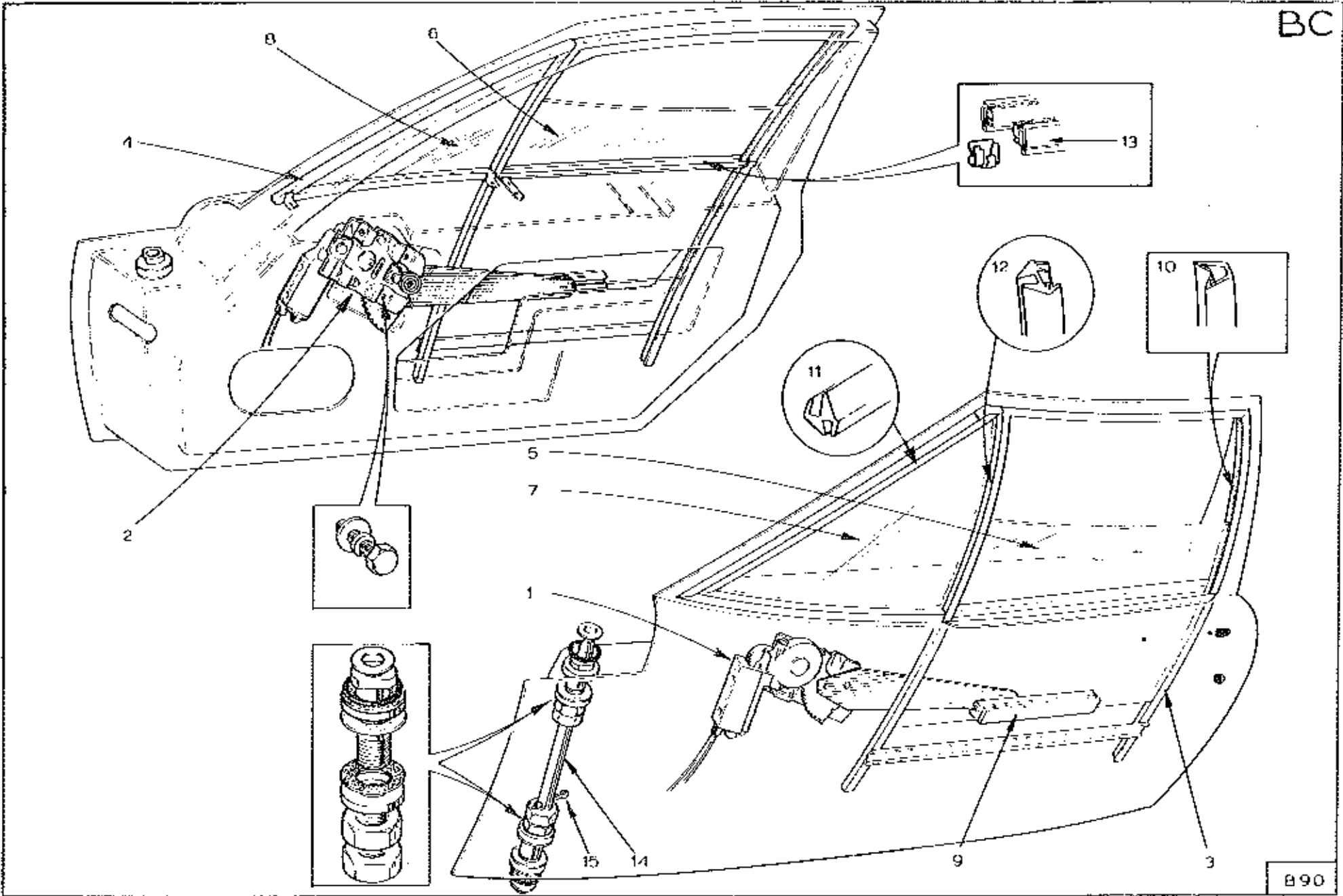
PLATE Ref: No.	PART NO.	QUANTITY					STEERING		DESCRIPTION	CHANGE POINT	BULLETIN REF.
		ALL	T/C	T/C Fed.	Special	Spec. Fed.	LH	RH			
BB1	X046 B 6011Z	1							Bumper. Front,		
BB2	X046 B 6012Z	1							Bumper. Rear,		
	436B	2							Rivet. Blanking,		
	453A	8							Stud. Bumper Securing,		
	116AA	8							Washer. Fibre,		
	118	8							Washer. Plain,		
	114	8							Washer. Spring,		
	214A	8							Nut.		
BB3	X054 B 1535Z	1							Stay. Bonnet Lid,		
BB4	X046 B 1131Z	1							Stay. Engine Compartment Lid,		
BB5	X036 B 6010Z	4							Grommet. Stay Pivot,		
BB6	A054 B 1673Z	2							Clip. Stay Securing,		
BB7	X054 B 1652Z	1							Strip.foam, - Bonnet Lid		
BB8	X026 B 0371Z	1							Grommet. Handbrake Access Aperture,		
BB9	X036 K 0068Z	1							Seal. Handbrake Access Aperture,		
BB10	A054 J 6005Z	2							Grommet. Body Attaching Bolt Access,		
BB11	14B	2							Bolt. Bonnet Securing,		
	X054 B 6107Z	2							Washer. Rubber,		
	118	2							Washer. Plain,		
BB12	X046 B 6112Z	1							Lock. Bonnet,		

PLATE Ref: No.	PART NO.	QUANTITY					STEERING		DESCRIPTION	CHANGE POINT	BULLETIN REF
		ALL	T/C	T/C Fed.	Special	Spec. Fed.	LH	RH			
BB13	X046 B 1362Z	1							Tab. Bonnet Lock,		
BB14	A046 B 1368Z	1							Plate. Strike, - Bonnet Lock		
BB15	A074 U 0057Z	1							Packing. - Bonnet Lock		
BB16	A074 B 2109Z	1							Seal. - Bonnet Lock		
BB17	D074 B 1368Z	1							Plate. Lacking, - Bonnet Lock		
	337	2							Screw. Securing,		
BB18	X046 B 6113Z	4							Buffer. Bonnet and Engine Compartment Lid,		
	13C	2							Bolt. Bonnet Buffer,		
	14A	2							Bolt. Engine Compartment Lid Buffer,		
	119	8							Washer. Plain,		
	116	4							Washer. Shakeproof,		
	209A	4							Nut.		
BB19	X036 B 6006Z	2							Hinge. Engine Compartment,		
BB20	A036 B 1111Z	2							Gasket. Hinge, - Front		
BB21	A036 B 1112Z	2							Gasket. Hinge, - Rear		
	113	4							Washer. Hinge to Lid,		
	206	4							Nut.		
	119	2							Washer. Hinge to Body,		
	210A	2							Nut.		
BB22	A074 U 0011Z	2							Grille. Engine Compartment Lid,		

PLATE	PART NO.	QUANTITY					STEERING		DESCRIPTION	CHANGE POINT	BULLETIN REF.
		ALL	T/C	T/C Fed.	Special	Spec. Fed.	LH	RH			
Ref: No.											
	316B	8							Screw. Grille Securing,		
	422	8							Nut,		
BB23	A074 U 0014Z	1							Clamp. Battery,		
BB24	C074 U 0015Z	2							Rod. Battery Clamp,		
BB25	A054 B 6111V	AR							Strip. Rubber,		
BB26	A074 U 0026Z	1							Shield. Battery Heat,		
BB27	X046 B 0272Z	1							Grille. Front,		
	RSTS 0808	8							Screw. Grille Securing,		
	421	8							Nut.		
	102	8							Washer.		
BB28	X046 B 6112Z	1							Lock. Engine Compartment Lid,		
BB29	X046 B 1367Z	1							Tab. Lock,		
BB30	X046 B 1366Z	1							Plate. Latch,		
	318B	2							Screw. Plate Securing,		
	102	2							Washer.		
	423	2							Nut.		
BB31	A074 V 6006V	1							Seal. Engine Compartment,		
BB32	X046 B 1289Z	2							Strip. foam, - Engine Compartment Lid,		
BB33	X026 B 0731Z	2							Grommet. Upper Wishbone Access,		
BB34	A036 V 0083Z	2							Guard. Stone,		
0972.											

PLATE Ref: No.	PART NO.	QUANTITY					STEERING		DESCRIPTION	CHANGE POINT	BULLETIN REF.
		ALL	T/C	T/C Fed.	Special	Spec. Fed.	LH	RH			
BB35	X054 B 1271Z	2							Plate. Closing - Front Wheel Arch		
	X054 B 1272Z	2							Plate. Closing, - Rear Wheel Arch		
	434	24							Rivet. Plate Securing,		
	100	48							Washer.		
BB37	X036 B 0599Z	1							Clamp. Spare Wheel, (Steel Wheel Only)		
BB38	A074 U 0028Z	1							Bracket. Wheel Support, (Steel Wheel Only)		
	4	2							Bolt. Bracket Securing,		
	110	2							Washer.		
	208	2							Nut.		
	125	1							Washer. Spare Wheel Securing (Alloy Wheel Only)		
	30A	1							Bolt. Spare Wheel Securing (All),		

BC

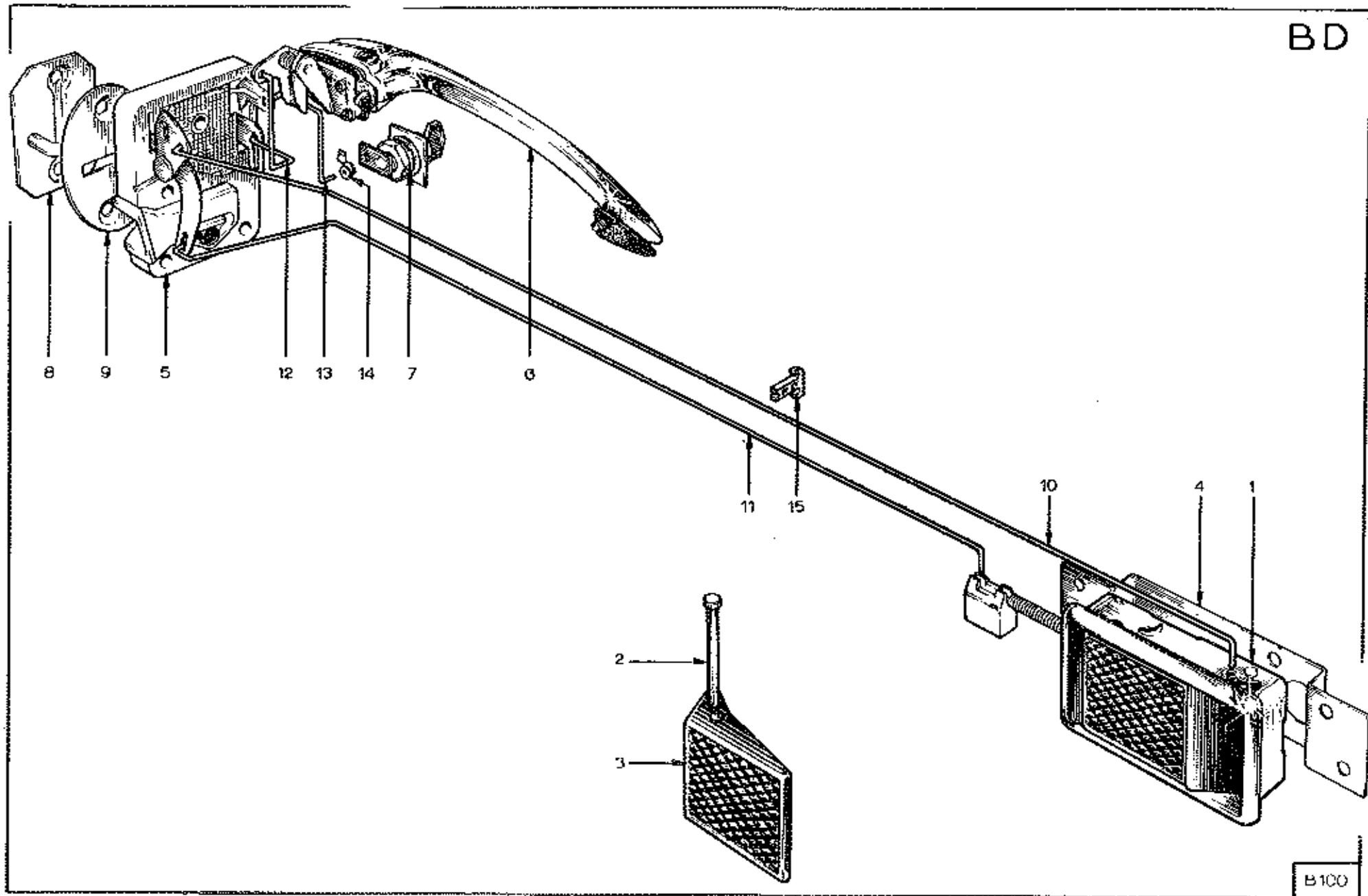


890

PLATE Ref: No.	PART NO.	QUANTITY					STEERING		DESCRIPTION	CHANGE POINT	BULLETIN REF.
		ALL	T/C	T/C Fed.	Special	Spec. Fed.	LH	RH			
BC1	X054 B 1495S	1							Motor. Window Operating, - L/H		
BC2	X054 B 1496S	1							Motor. Window Operating, - R/H		
	XUFB 0418	8							Bolt. Motor to Door,		
	113	B							Washer. Plain,		
	108	8							Washer. Shakeproof,		
BC3	X054 B 0791W	1							Frame. Window, - L/H		
	X054 B 0792W	1							Frame. Window, - R/H		
BC4	X054 B 0790W	1							Frame. Quarter Light, - R/H		
	X054 B 0789W	1							Frame. Quarter Light, - L/H		
	434	14							Rivet. Frame Securing,		
	305B	4							Screw.		
	100	4							Washer.		
	207	4							Nut.		
BC5	X054 B 0667Z	1							Glass. L/H Side Window,		
	X054 B 0667A	1							Glass. L/H Side Window, - Shaded (Optional)		
	A036 B 6213V	1							Seal. Window,		
BC6	X054 B 668Z	1							Glass. R/H Side Window,		
	X054 B 668A	1							Glass. R/H Side Window, - Shaded (Optional)		
	A036 B 6213V	1							Seal. Window,		
BC7	X054 B 669A	1							Glass. L/H Quarter Light,		

PLATE	PART NO.	QUANTITY					STEERING		DESCRIPTION	CHANGE POINT	BULLETIN REF.
		ALL	T/C	T/C Fed.	Special	Spec. Fed.	LH	RH			
Ref: No.											
	B054 B 0669Z	1							Glass. L/H Quarter Light, - Shaded(Optional)		
BC8	X054 B 0670A	1							Glass. R/H Quarter Light,		
	B054 B 0670Z	1							Glass. R/H Quarter Light, - Shaded (Optional)		
BC9	X054 B 0091Z	2							Channel. Window Operating,		
	X054 B 6108Z	2							Strip. Channel Seal,		
BC10	X054 B 6023Z	2							Channel. Side Window,		
BC11	A054 B 1929Z	2							Seal. Quarter Light, - Front and Base		
BC12	A054 B 1928Z	2							Seal. Quarter Light, - Dividing Channel		
BC13	X036 B 6061Z	4							Seal. Side Window,		
	417	16							Clip.		
BC14	X046 B 0073Z	2							Pintle. Door Hinge,		
	A054 B 2000Z	4							Bush.		
	X046 B 6024Z	4							'O' Ring.		
	220A	8							Nut.		
	128D	8							Washer.		
	128CA	AR							Washer.		
	W015	12							Washer. Abrasive,		
BC15	412C	2							Pin. Split,		

BD

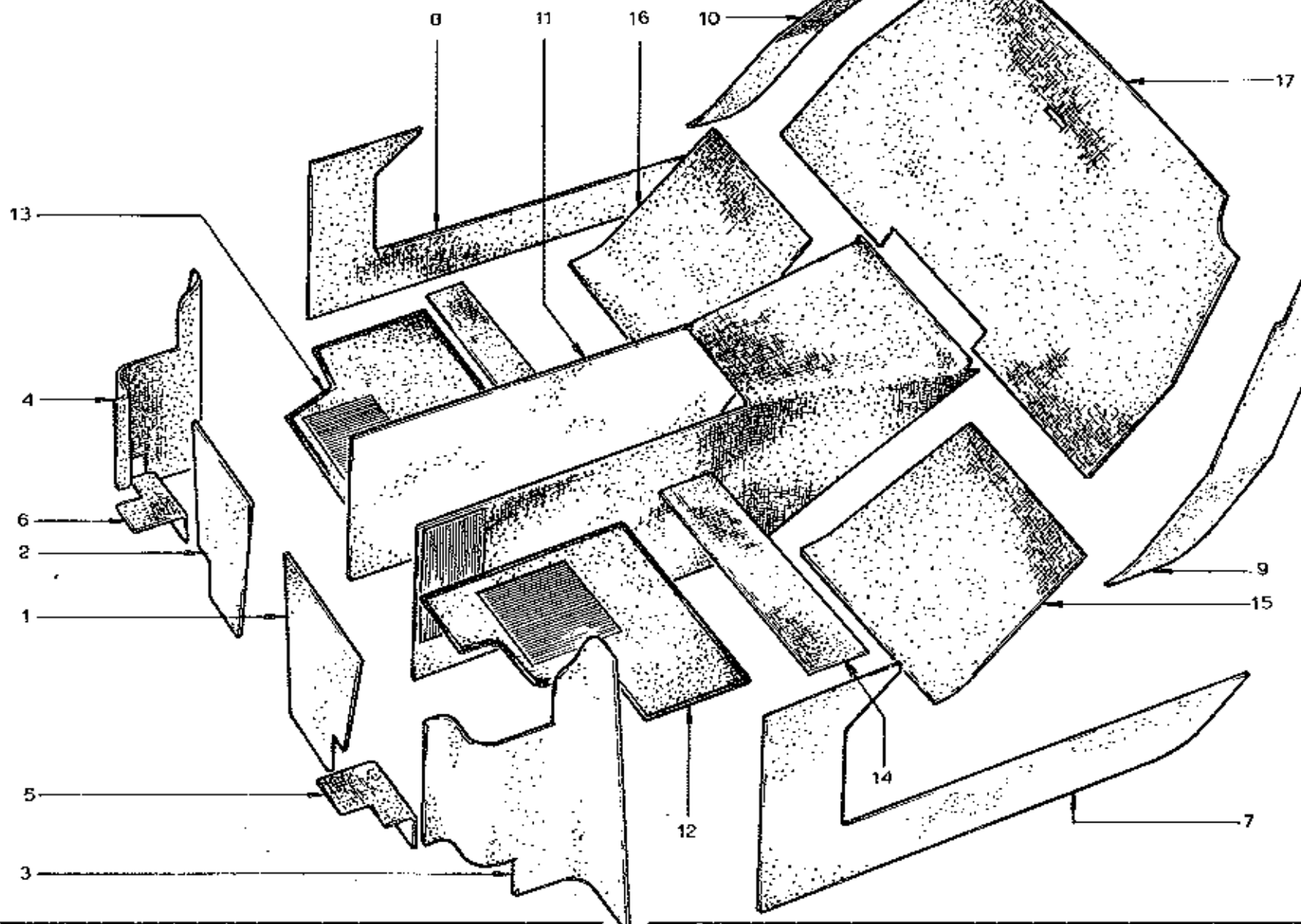


B100

PLATE Ref: No.	PART NO.	QUANTITY					STEERING		DESCRIPTION	CHANGE POINT	BULLETIN REF.
		ALL	T/C	T/C Fed.	Special	Spec. Fed.	LH	RH			
BD1	X036 B 6151W	1							Control. Remote, - L/H		
	X036 B 6152W	1							Control. Remote, - R/H		
BD2	A036 B 6257Z	2							Pin.		
BD3	A036 B 6256Z	2							Flap.		
BD4	X046 B 1629Z	1							Bracket. Remote Control Mounting, - L/H		
	X046 B 1630Z	1							Bracket. Remote Control Mounting, - R/H		
	339	8							Fastener. Bracket to Door,		
	RSTS 1008	6							Screw. Remote Control to Bracket,		
	208	6							Nut.		
BD5	X036 B 6048W	1							Assembly. Door Lock Mechanism,		
	X036 B 6049W	1							Assembly. Door Lock Mechanism,		
	335A	8							Screw. Lock Mechanism to Door,		
	208	8							Nut.		
BD6	X036 B 6052W	1							Handle. External, - L/H Door		
	X036 B 6053W	1							Handle. External, - R/H Door		
	X036 B 6168Z	2							Gasket. Door Handle Small,		
	X036 B 6164Z	2							Gasket. Door Handle Large,		
	38	4							Screw. Handle to Door,		
	101	4							Washer.		
BD7	A036 B 6191W	2							Lock. Private,		

PLATE Ref: No.	PART NO.	QUANTITY					STEERING		DESCRIPTION	CHANGE POINT	BULLETIN REF.
		ALL	T/C	T/C Fed.	Special	Spec. Fed.	LH	RH			
	LUFN 120F	2							Nut. Securing,		
	A036 B 1921Z	2							Plate. Retaining,		
	X036 B 6096Z	2							Gasket.		
BD8	X036 B 6054Z	2							Plate. Striker,		
BD9	X036 B 6055Z	2							Plate. Cover,		
	335A	4							Screw. Striker Securing,		
BD10	X054 B 1411Z	1							Rod. Locking, - L/H		
	X054 B 1412Z	1							Rod. Locking, - R/H		
BD11	X054 B 1413Z	1							Rod. Opening, - L/H		
	X054 B 1414Z	1							Rod. Opening, - R/H		
BD12	X054 B 1415Z	1							Rod. Door Handle, - L/H		
	X054 B 1416Z	1							Rod. Door Handle, - R/H		
BD13	X054 B 1423Z	1							Rod. Key Locking, - L/H		
	X054 B 1424Z	1							Rod. Key Locking, - R/H		
BD14	A036 U 6001Z	12							Assembly. Clip and Bush,		
BD15	X036 B 6155Z	4							Clip. Anti - rattle,		

BE



B 101

23

PLATE	PART NO.	QUANTITY					STEERING		DESCRIPTION	CHANGE POINT	BULLETIN REF.
		ALL	T/C	T/C Fed.	Special	Spec. Fed.	LH	RH			
Ref: No.											
NOTE: REFER TO PAGE 9 FOR ORDERING INSTRUCTIONS.											
BE1	A074 V 0049S	1									
BE2	A074 V 0050S	1									
BE3	A074 V 0047S	1									
BE4	A074 V 0046S	1									
BE5	A074 V 0045S	1									
BE6	A074 V 0044S	1									
BE7	A074 V 0043S	1									
BE8	A074 V 0042S	1									
BE9	A074 V 0079S	1									
BE10	A074 V 0078S	1									
BE11	A074 V 0701S		1	1	1	1		*			
	A074 V 0702S		1		1			*			
BE12	A074 V 0051S	1									
BE13	A074 V 0052S	1									
BE14	A065 B 2052S	1									
BE15	A074 V 0053S	1									
BE16	A074 V 0054S	1									
BE17	A074 V 0075Z			1		1					
	A074 V 0017Z		1		1			*	*		

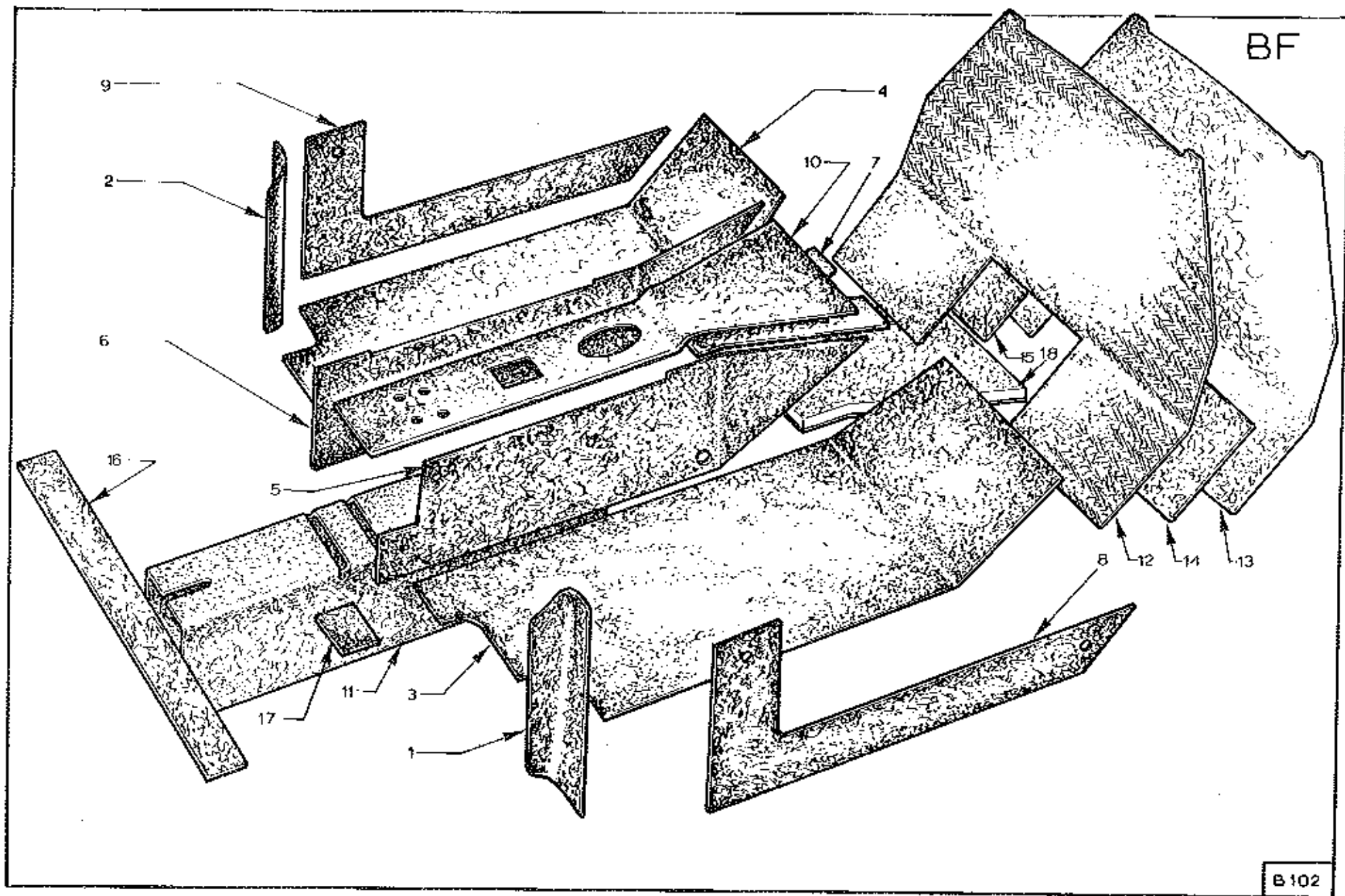
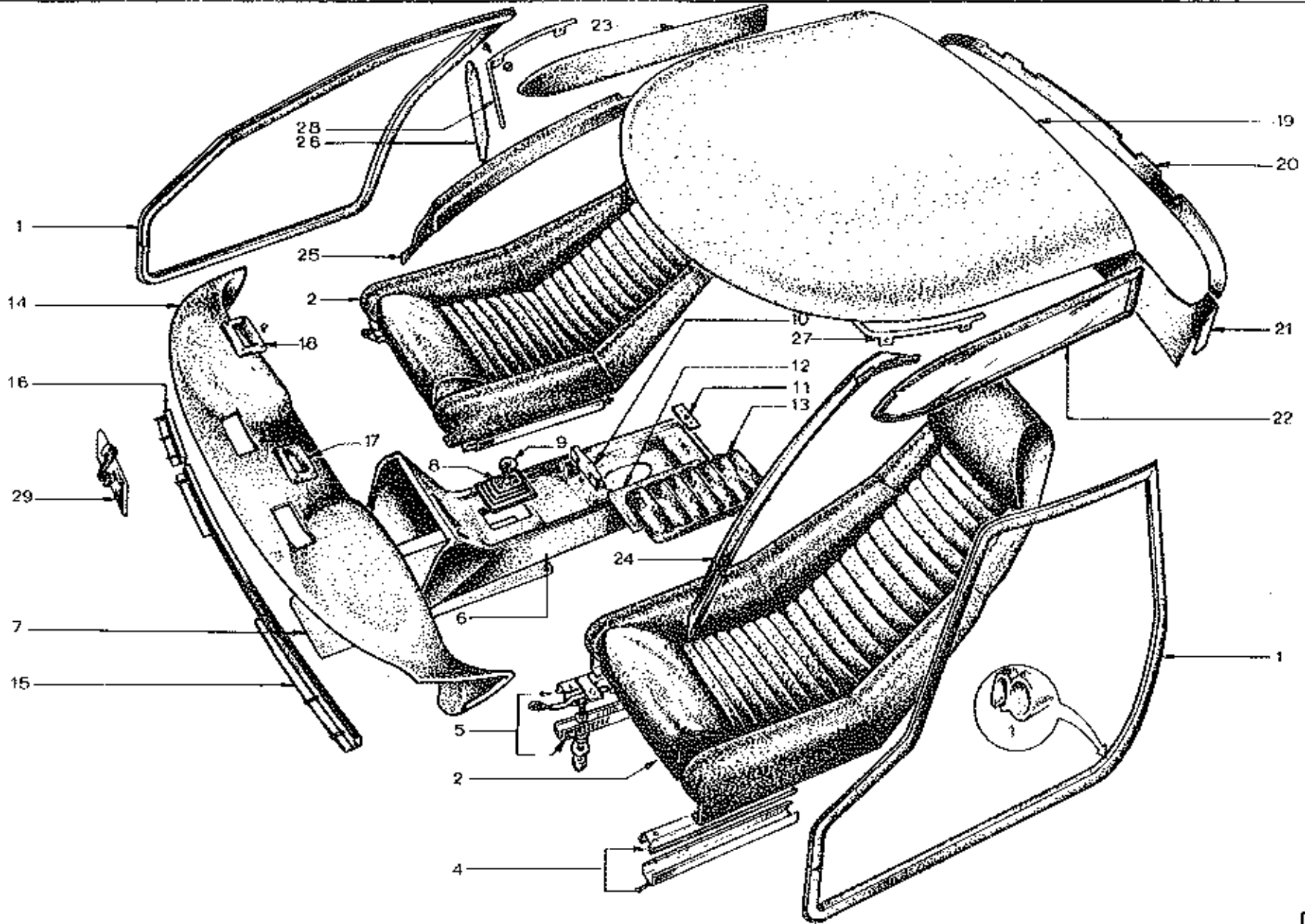


PLATE Ref: No.	PART NO.	QUANTITY					STEERING		DESCRIPTION	CHANGE POINT	BULLETIN REF.
		ALL	T/C	T/C Fed.	Special	Spec. Fed.	LH	RH			
BF1	A074 V 0011Z		1	1	1		*	*	Felt. Front Wheelarch, - L/H		
	B074 V 0011Z					1			Felt. Front Wheelarch, - L/H		
BF2	A074 V 0012Z		1	1	1		*	*	Felt. Front Wheelarch, - R/H		
	B074 V 0012Z					3			Felt. Front Wheelarch, - R/H		
BF3	B074 V 0001Z		1	1	1		*	*	Felt. Floor, - L/H		
	C074 V 0001Z					1			Felt. Floor, - L/H		
BF4	B074 V 0002Z		1	1	1		*	*	Felt. Floor, - R/H		
	C074 V 0002Z					1			Felt. Floor, - R/H		
BF5	C074 V 0015Z	1							Felt. Tunnel Side, - L/H		
BF6	C074 V 0016Z	1							Felt. Tunnel Side, - R/H		
BF7	A074 V 0033Z	1							Felt. Tunnel Top Rear,		
BF8	B074 V 0013Z		1	1	1		*	*	Felt. Door Surround, - L/H		
	C074 V 0013Z					1			Felt. Door Surround, - L/H		
BF9	B074 V 0014Z		1	1	1		*	*	Felt. Door Surround, - R/H		
	C074 V 0014Z					1			Felt. Door Surround, - R/H		
BF10	A074 V 0711Z		1	1	1		*	*	Felt. Tunnel Top,		
	B074 V 0711Z					1			Felt. Tunnel Top,		
BF11	A074 V 0710Z	1							Felt. Tunnel Saddle,		
BF12	B074 B 2093Z	1							Felt. Bulkhead,		
BF13	A074 V 0019Z		1	1	1		*	*	Felt. Bulkhead,		

PLATE	PART NO.	QUANTITY					STEERING		DESCRIPTION	CHANGE POINT	BULLETIN REF.
		ALL	T/C	T/C Fed.	Special	Spec. Fed.	LH	RH			
Ref: No.											
	B074 V 0019Z					1			Felt. Bulkhead,		
BF14	A074 V 0021Z		1				*	*	Felt. Lower Bulkhead, - L/H		
	B074 V 0021Z					1			Felt. Lower Bulkhead, - L/H		
BF15	A074 V 0020Z			1	1		*	*	Felt. Lower Bulkhead, - R/H		
	B074 V 0020Z					1			Felt. Lower Bulkhead, - R/H		
BF16	X046 B 1140Z	1							Felt. Chassis Top Box,		
BF17	A074 V 0032Z	1							Felt. Footbox,		
BF18	A074 V 0010A	1							Felt. Insulator,		
	A074 V 0010B	1							Felt. insulator,		

BG



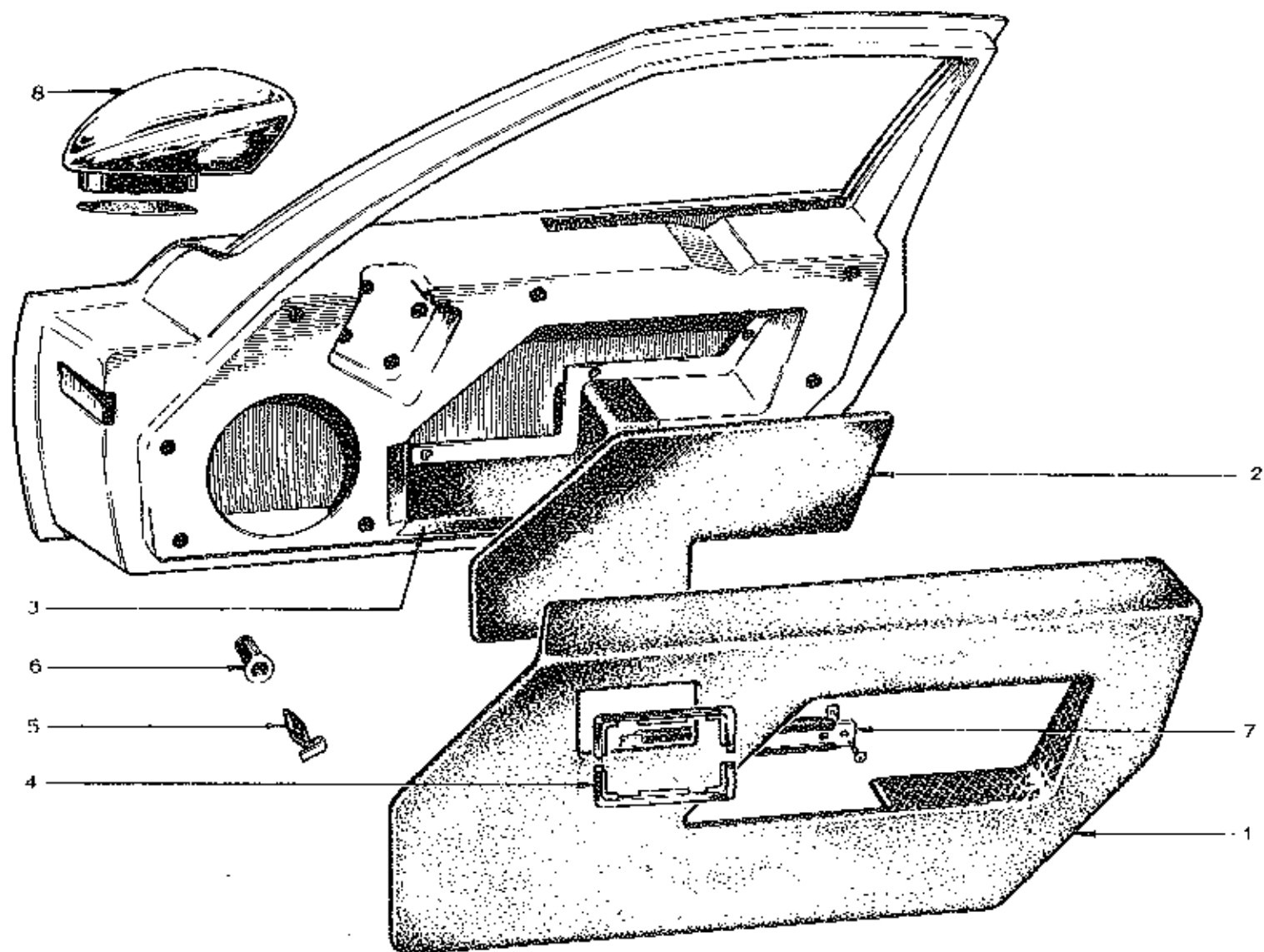
B103

PLATE	PART NO.	QUANTITY					STEERING		DESCRIPTION	CHANGE POINT	BULLETIN REF.
		ALL	T/C	T/C Fed.	Special	Spec. Fed.	LH	RH			
Ref: No.											
BG1	A074 V 0067Z	2							Seal. Door,		
BG2	A074 V 0706S			1					Assembly. Seat, (Black) - R/H		
	B074 V 0706S					1			Assembly. Seat, - R/H		
	C074 V 0706S			1					Assembly. Seat, (Beige) - R/H		
	D074 V 0706S					1			Assembly. Seat, - L/H		
	A074 V 0707S		2	1	2		*	*	Assembly. Seat, (Black)		
	B074 V 0707S		2	1	2		*	*	Assembly. Seat, (Beige)		
	C074 B 1174S		2				*	*	Assembly. Narrow Seat, (Black)		
	D074 B 1174S		2				*	*	Assembly. Narrow Seat, (Beige)		
BG4	X054 B 6018Z	2							Runner. Seat,		
BG5	X054 B 6019Z	2							Runner. Seat, - c/w Catch		
	XUFB 0510	8							Bolt.)		
	118	16							Washer.)		
	211	16							Nut.)	Seat Fixings	
	119	16							Washer.)		
	XUFB 0516	8							Bolt.)		
	118A	8							Washer.)		
BG6	D074 V 0009Z		1				*	*	Tunnel Top.		
	A074 V 0076Z			1					Tunnel Top.		

PLATE	PART NO.	QUANTITY					STEERING		DESCRIPTION	CHANGE POINT	BULLETIN REF.
		ALL	T/C	T/C Fed.	Special	Spec. Fed.	LH	RH			
Ref: No.											
	A074 V 0087Z				1		*	*	Tunnel Top.		
	A074 V 0088Z								Tunnel Top.		
BG7	A074 V 0712Z		1	1	1		*	*	Insulator. Body/Tunnel Top,		
	B074 V 0712Z								Insulator. Body/Tunnel Top,		
BG8	X050 F 6000Z	1							Grommet. Gear Lever,		
BG9	X036 J 6026Z	1							Grommet.		
BG10	X054 B 1389Z		1	1	1		*	*	Bracket. Cable Anchor,		
	X074 B 1389Z								Bracket. Cable Anchor,		
BG11	A074 V 0055Z	1							Plate. Armrest Fixing,		
BG12	B054 B 1461Z	1							Seal. Chassis Access,		
BG13	X054 B 0811Z	1							Armrest.		
	454E	2							Clip. Armrest Securing,		
BG14	X050 B 0230Z	1							Pod. Crash,		
BG15	X054 B 1161S		1		1			*	Trim. Facia L/H,		
	X054 B 1162S		1	1	1	1	*		Trim. Facia R/H,		
BG16	X054 B 1163S		1	1	1	1	*		Trim. Facia L/H,		
	X054 B 1164S		1		1			*	Trim. Facia R/H,		
BG17	X054 P 0069Z	1							Bezel. Demist Nozzle, - L/H		
BG18	A054 P 0070Z	1							Bezel. Demist Nozzle, - R/H		
	308	8							Screw. Bezel Attaching,		
BG19	X054 B 0360S		1	1	1		*	*	Headliner.		

PLATE Ref: No.	PART NO.	QUANTITY					STEERING		DESCRIPTION	CHANGE POINT	BULLETIN REF.
		ALL	T/C	T/C Fed.	Special	Spec. Fed.	LH	RH			
	B054 B 6127Z					1			Headliner.		
BG 20	X054 B 1443Z	1							Surround. Rear Screen, - Upper		
BG 21	X054 B 1484Z	1							Surround. Rear Screen, - Lower		
BG 22	X054 B 0717S	1							Cantrail. L/H,		
BG 23	X054 B 0718S	1							Cantrail. R/H,		
BG 24	A054 B 0361S	1							Trim. Windscreen Pillar, - L/H		
BG 25	A054 B 0362S	1							Trim. Windscreen Pillar, - R/H		
BG 26	X054 B 1720Z		2	2	2		*	*	Visor. Sun,		
	A074 V 6010Z					2			Visor. Sun,		
BG 27	X054 B 1291Z	1							Bracket. L/H Sun Visor Mounting,		
BG 28	X054 B 1292Z	1							Bracket. R/H Sun Visor Mounting,		
	323A	4							Screw. Bracket to Body,		
	YUFN 100F	4							Nut.		
BG 29	X036 B 6031Z	1							Mirror. Interior,		

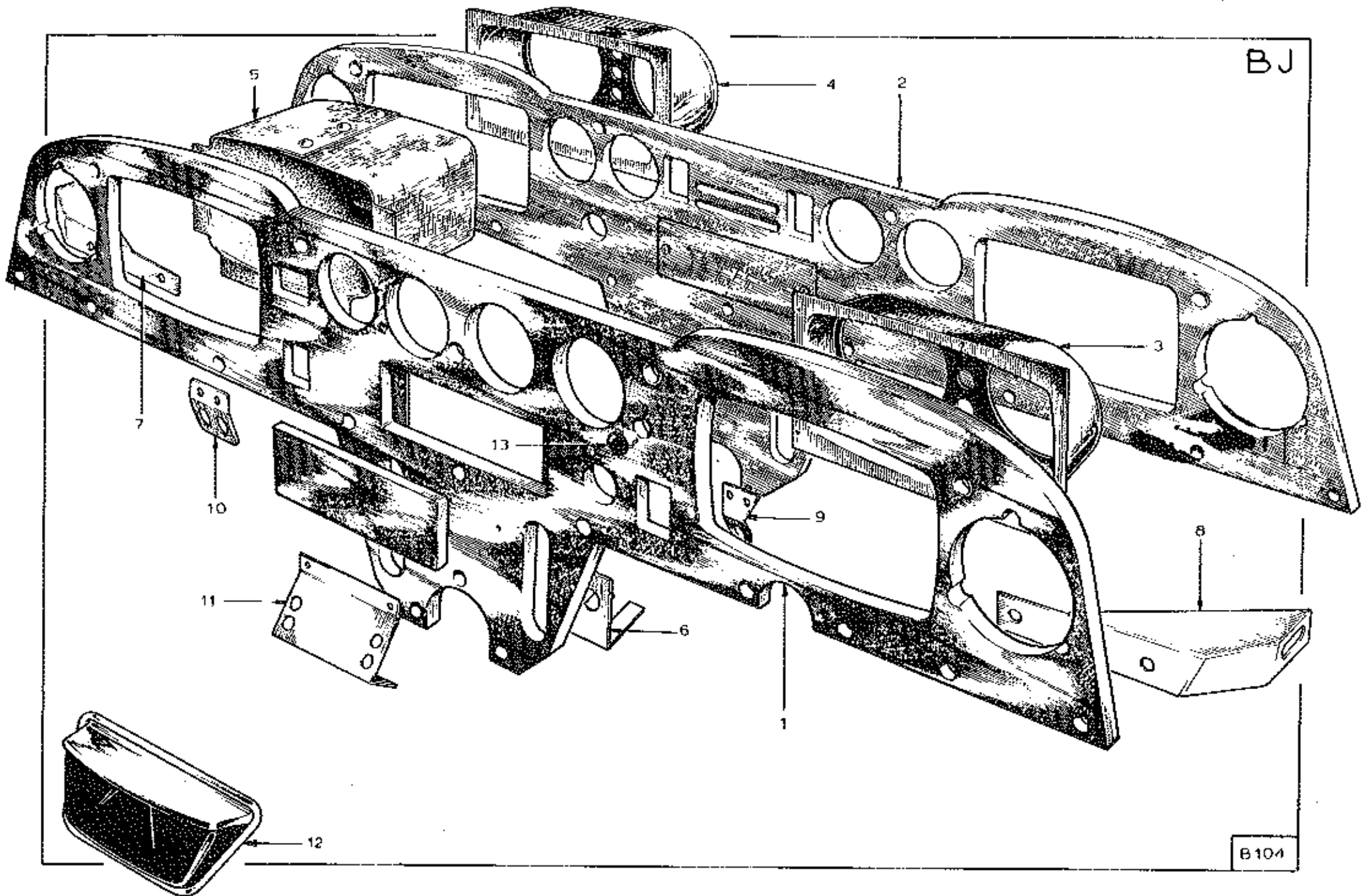
BH



B107

PLATE	PART NO.	QUANTITY					STEERING		DESCRIPTION	CHANGE POINT	BULLETIN REF.
		ALL	T/C	T/C Fed.	Special	Spec. Fed.	LH	RH			
Ref: No.											
BH1	X054 B 0721S		1	1	1		*	*	Panel. Trim, (Black) - L/H		
	A074 B 0721S		1	1	1		*	*	Panel. Trim, (Beige) - L/H		
	B074 B 0721S					1			Panel. Trim, - L/H		
	X054 B 0722S		1	1	1		*	*	Panel. Trim, (Black) - R/H		
	A074 B 0722S			1	1		*	*	Panel. Trim, (Beige) - R/H		
	B074 B 0722S					1			Panel. Trim, - R/H		
BH2	X054 B 0887S		1	1	1		*	*	Panel. Aperture, (Black) - L/H		
	A074 B 0887S		1	1	1		*	*	Panel. Aperture, (Beige) - L/H		
	B074 B 0887S					1			Panel. Aperture, - L/H		
	X054 B 0888S		1	1	1		*	*	Panel. Aperture, (Black) - R/H		
	A074 B 0888S		1	1	1		*	*	Panel. Aperture, (Beige) - R/H		
	B074 B 0888S					1			Panel. Aperture, - R/H		
BH3	X054 B 1698Z	2							Cirrus. Door Pocket,		
BH4	X054 B 6059Z	4							Bezel. Door Handle,		
BH5	W0010	16							Clip. Trim Panel Mounting,		
BH6	428A	16							Snap Sac. Trim Panel Mounting,		
BH7	A074 V 0056Z	2							Plate. Door Pull Fixing,		
	313	4							Screw. Plate Securing,		
	422	4							Nut.		
BH8	X050 B 6140Z			1	2	2	*	*	Mirror. Wing,		

BJ



B104

PLATE Ref: No.	PART NO.	QUANTITY					STEERING		DESCRIPTION	CHANGE POINT	BULLETIN REF.
		ALL	T/C	T/C Fed.	Special	Spec. Fed.	LH	RH			
BJ1	A074 B 0238Z		1		1			*	Panel. Facia,		
	B054 B 0237Z		1	1	1			*	Panel. Facia,		
BJ2	B 074 U 0105Z								Panel. Facia,		
BJ3	B054 B 1408Z		1	1	1			*	Binnacle nstrument,		
BJ4	A074 V 0713Z								Binnacle. Instrument,		
BJ5	X054 B 0195Z	1							Box. Glove		
	303C	17							Screw. Binnacle and Glove Box Securing,		
BJ6	A074 U 0008Z	2							Bracket. Facia Mounting,		
BJ7	B054 B 1459Z	1							Bracket. Facia End Support,		
BJ8	B054 B 1460Z	1							Bracket. Facia End Support,		
	335D	4							Screw. Facia Mounting,		
	3	2							Screw.		
	110	2							Washer Plain,		
	110 A	2							Washer Fibre,		
	208	2							Nut.		
BJ9	X054 B 1463Z		1		1			*	Bracket. Speedo Trip Cable,		
BJ10	X054 B 1539Z		1	1	1			*	Bracket. Speedo Trip Cable and Test Switch,		
BJ11	X054 B 0560Z		1						Bracket. Ashtray Mounting,		
BJ12	X054 B 6014W		1						Ashtray.		
BJ13	X036 B 6114Z	AR							Clip. Facia Blanking,		

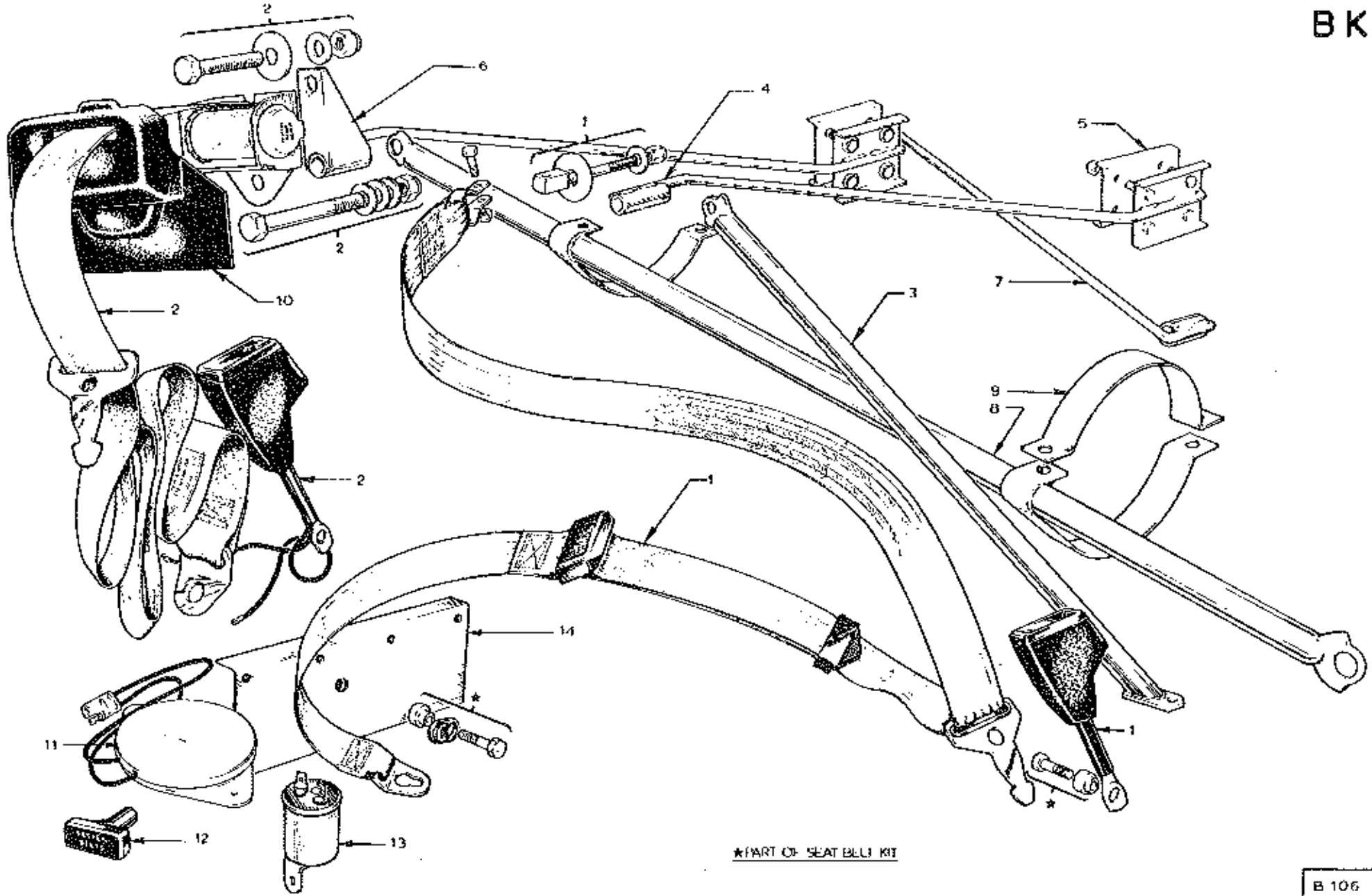
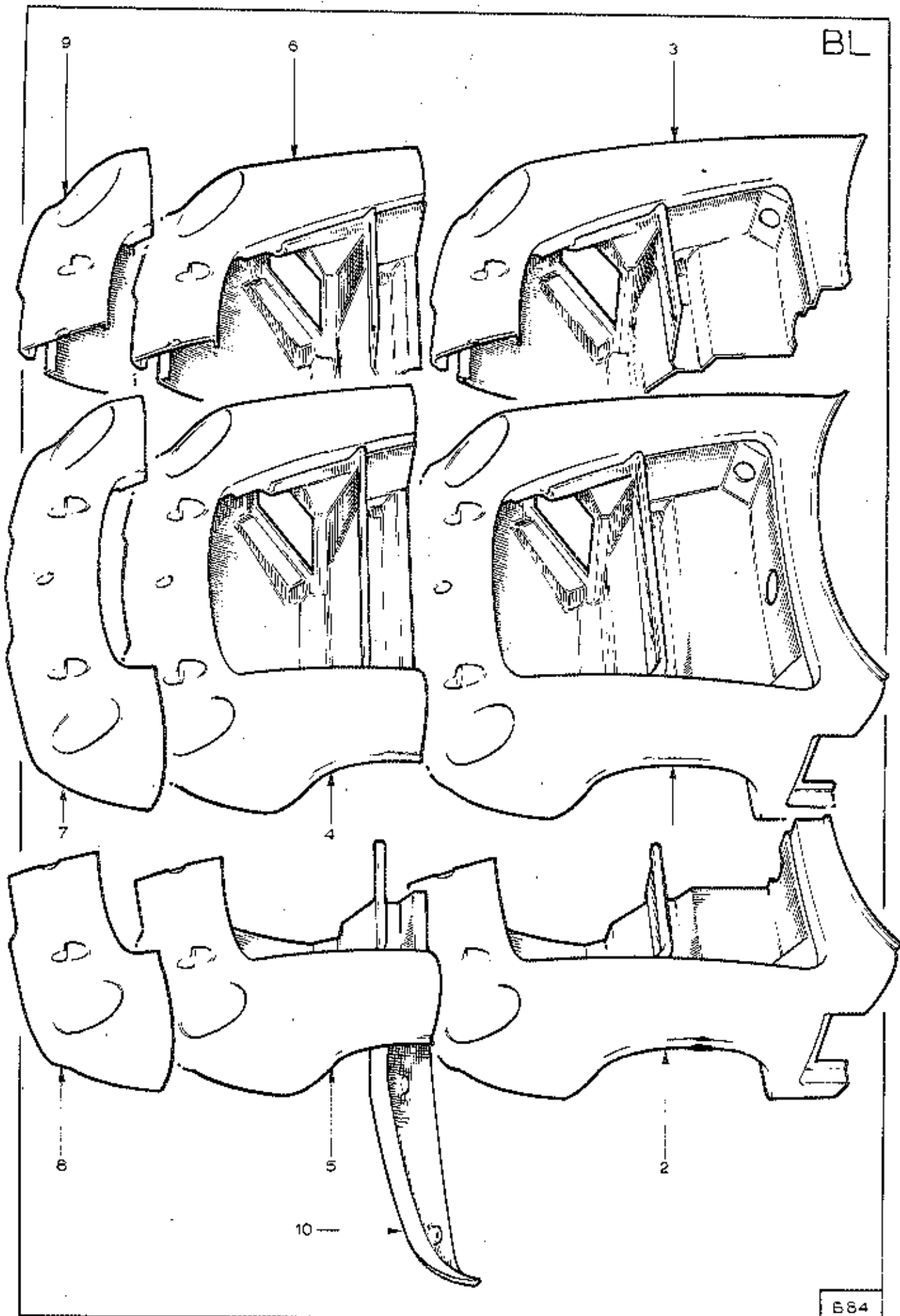


PLATE Ref: No.	PART NO.	QUANTITY					STEERING		DESCRIPTION	CHANGE POINT	BULLETIN REF.
		ALL	T/C	T/C Fed.	Special	Spec. Fed.	LH	RH			
BK1	A074 V 6000Z		2		2		*	*	Kit. Seat Belt,		
BK2	A074 V 6008Z			2		2			Kit. Seat Belt,		
BK3	A074 U 0016Z		2		2		*	*	Rod. Tie,		
	A074 U 0033Z			1		1			Strut. Mounting, - L/H		
	A074 U 0034Z			1		1			Strut. Mounting, - R/H		
BK4	A074 U 0012Z		1		1		*	*	Strut. - R/H		
	A074 U 0013Z		1		1		*	*	Strut. - L/H		
BK5	A06 B 2039Z		2		2		*	*	Plate. Backing,		
BK6	B074 U 0035Z			1		1			Tie. Mounting, - L/H		
	B074 U 0036Z			1		1			Tie. Mounting, - R/H		
BK7	A074 U 0031Z			1		1			Tie. Mounting, - L/H		
	A074 U 0032Z			1		1			Tie. Mounting, - R/H		
BK8	A07 L 0718Z			1		1			Assembly. Catch Tank Support,		
BK9	A074 L 0094Z			2		2			Strap. Catch Tank Retaining,		
BK10	C074 V 0071Z			2		2			Cover. Seat Reel,		
BK11	A074 M 6015Z			1		1			Sensor. Seat Belt Warning,		
BK12	A074 M 6013Z			1		1			Light. Seat Belt Warning,		
BK13	A036 M 6423Z			1		1			Buzzer. Seat Belt Warning,		
BK14	C074 B 2099Z	1							Bracket. Lower Seat Belt Mounting, - L/H		
	C074 B 2100Z	1							Bracket. Lower Seat Belt Mounting, - R/H		

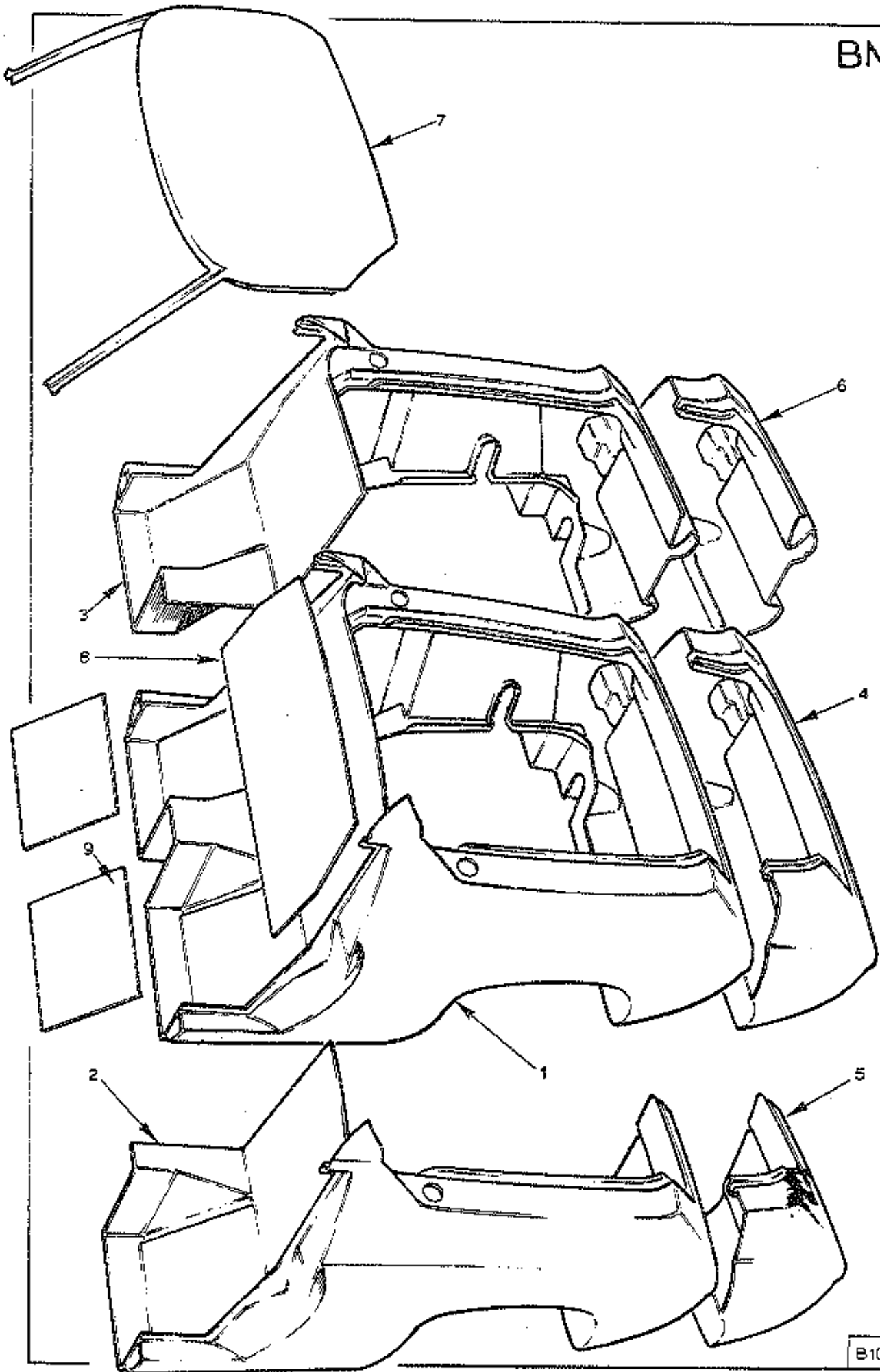
BL



LL

PLATE	PART NO.	QUANTITY					STEERING		DESCRIPTION	CHANGE POINT	BULLETIN REF.
		ALL	T/C	T/C Fed.	Special	Spec. Fed.	LH	RH			
Ref: No.											
BL1	A074 B 6018Z		1	1			*	*	Body Section. Full Front,		
	B074 B 6018Z					1			Body Section. Full Front,		
BL2	A074 B 6019Z		1	1			*	*	Body Section. Half Full Front, - L/H		
	B074 B 6019Z					1			Body Section. Half Full Front, - L/H		
BL3	A074 B 6020Z		1	1			*	*	Body Section. Half Full Front, - R/H		
	B074 B 6020Z					1			Body Section. Half Full Front, - R/H		
BL4	A074 B 6021Z		1	1			*	*	Body Section. Mid Front,		
	B074 B 6021Z					1			Body Section. Mid Front,		
BL5	A074 B 6022Z		1	1			*	*	Body Section. Half Mid Front, - L/H		
	B074 B 6022Z					1			Body Section. Half Mid Front, - L/H		
BL6	A074 B 6023Z		1	1			*	*	Body Section. Half Mid Front, - R/H		
	B074 B 6023Z					1			Body Section. Half Mid Front, - R/H		
BL7	A074 B 6011Z		1	1			*	*	Body Section. Short Front,		
	B074 B 6011Z					1			Body Section. Short Front,		
BL8	A074 B 6013Z		1	1			*	*	Body Section. Half Short Front, - L/H		
	B074 B 6013Z					1			Body Section. Half Short Front, - L/H		
BL9	A074 B 6012Z		1	1			*	*	Body Section. Half Short Front, - R/H		
	B074 B 6012Z					1			Body Section. Half Short Front, - R/H		
BL10	A074 B 2104Z	1							Spoiler.		

BM



B105

PLATE Ref: No.	PART NO.	QUANTITY					STEERING		DESCRIPTION	CHANGE POINT	BULLETIN REF.
		ALL	T/C	T/C Fed.	Special	Spec. Fed.	LH	RH			
BM1	A074 B 6043Z		1		1		*	*	Body Section. Full Rear,		
	B074 B 6043Z					1			Body Section. Full Rear,		
BM2	A074 B 6045Z		1	1	1		*	*	Body Section. Half Full Rear, - L/H		
	B074 B 6045Z					1			Body Section. Half Full Rear, - L/H		
BM3	A074 B 6044Z		1	1	1		*	*	Body Section. Half Full Rear, - R/H		
	B074 B 6044Z					1			Body Section. Half Full Rear, - R/H		
BM4	A074 B 6014Z		1	1	1		*	*	Body Section. Short Rear,		
	B074 B 6014Z					1			Body Section. Short Rear,		
BM5	A074 B 6015Z		1	1	1		*	*	Body Section. Half Short Rear, - L/H		
	B074 B 6015Z					1			Body Section. Half Short Rear, - L/H		
BM6	A074 B 6016Z		1	1	1		*	*	Body Section. Half Short Rear, - R/H		
	B074 B 6016Z					1			Body Section. Half Short Rear, - R/H		
BM7	A074 B 6024Z	1							Panel. Roof, c/w Windscreen Pillars,		
BM8	A074 B 2113Z	1							Board. Bulkhead Upper,		
BM9	B074 B 2097Z	2							Board. Bulkhead Lower,		

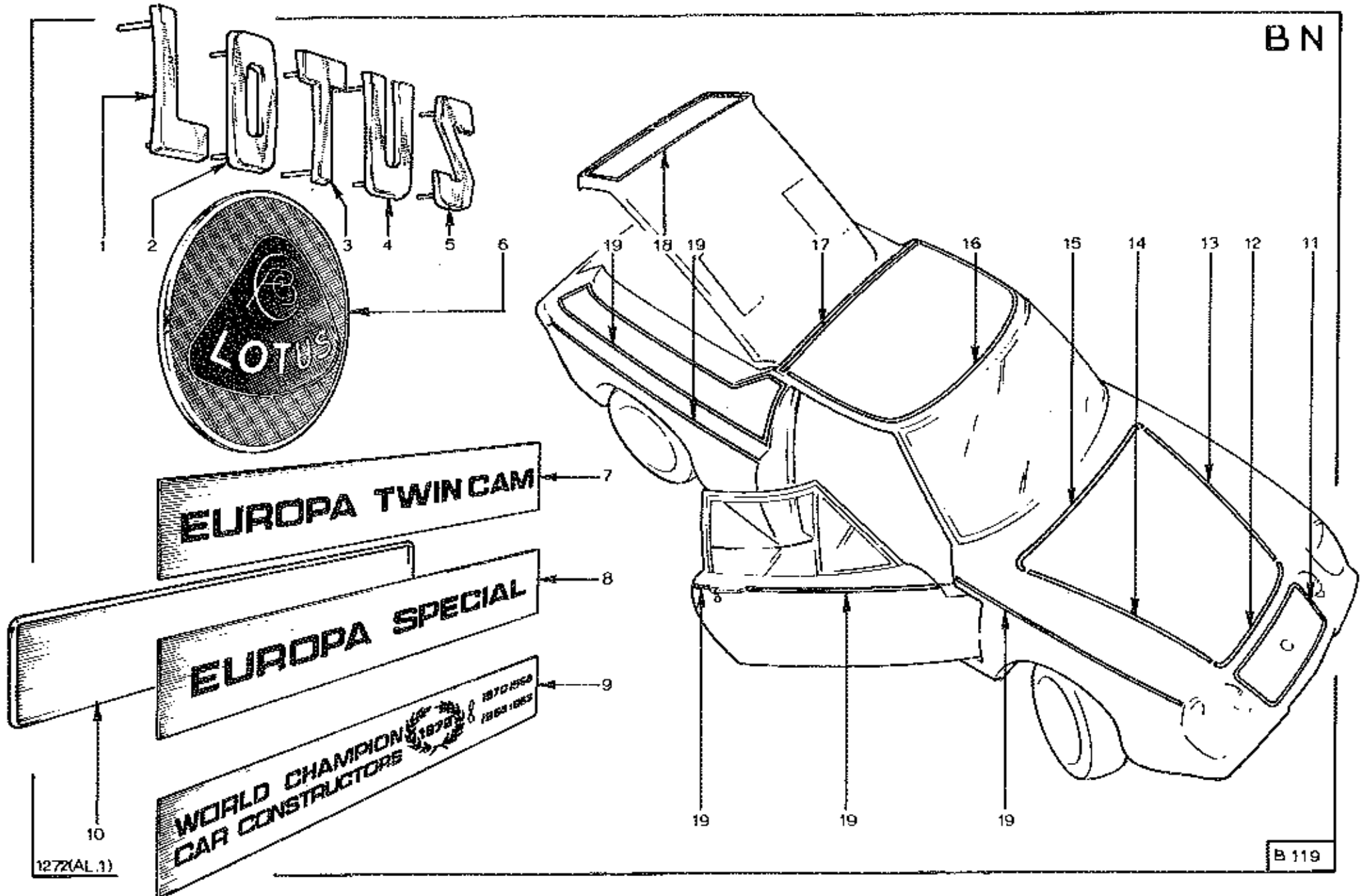


PLATE Ref: No.	PART NO.	QUANTITY					STEERING		DESCRIPTION	CHANGE POINT	BULLETIN REF.
		ALL	T/C	T/C Fed.	Special	Spec. Fed.	LH	RH			
BN1	X036 B 0544Z	1							Letter Plate. 'L',		
BN2	X036 B 0545Z	1							Letter Plate. 'O',		
BN3	X036 B 0546Z	1							Letter Plate. 'T',		
BN4	X036 B 0547Z	1							Letter Plate. 'U',		
BN5	X036 B 0548Z	1							Letter Plate. 'S',		
	443	15							Clip. Securing,		
BN6	X026 B 0269Z	1							Badge. 'Lotus',		
BN7	A074 U 0010Z		1	1			*	*	Badge. 'Europa Twin Cam',		
BN8	A074 U 0058Z					1	*	*	Badge. 'Europa Special',		
BN9	A036 U 0079Z	2							Badge. 'World Champions', (Replaces A036 B 2073Z)		
	A036 B 2073Z	2							Badge. 'World Champions',		
BN10	A036 B 6341Z	3							Bezel, Badge,		
	443	9							Clip. Bezel Securing,		
BN11	A074 U 0062Z				1	1	*	*	Decal. Front Skirt,		
BN12	A074 U 0066Z				1	1	*	*	Decal. Bonnet Front,		
BN13	A074 U 0068Z				1	1	*	*	Decal. Bonnet L/H Front,		
BN14	A074 U 0069Z				1	1	*	*	Decal. Bonnet R/H Front,		
BN15	A074 U 0067Z				1	1	*	*	Decal. Bonnet Rear,		
BN16	A074 U 0075Z				1	1	*	*	Decal. Roof Front,		
BN17	A074 U 0074Z				1	1	*	*	Decal. Roof Rear,		

PLATE Ref: No.	PART NO.	QUANTITY					STEERING		DESCRIPTION	CHANGE POINT	BULLETIN REF.
		ALL	T/C	T/C Fed.	Special	Spec. Fed.	LH	RH			
BN18	A074 U 0063Z				1	1	*	*	Decal. Boot Rear,		
BN19	A074 U 0081Z				AR	AR	*	*	Decal.		

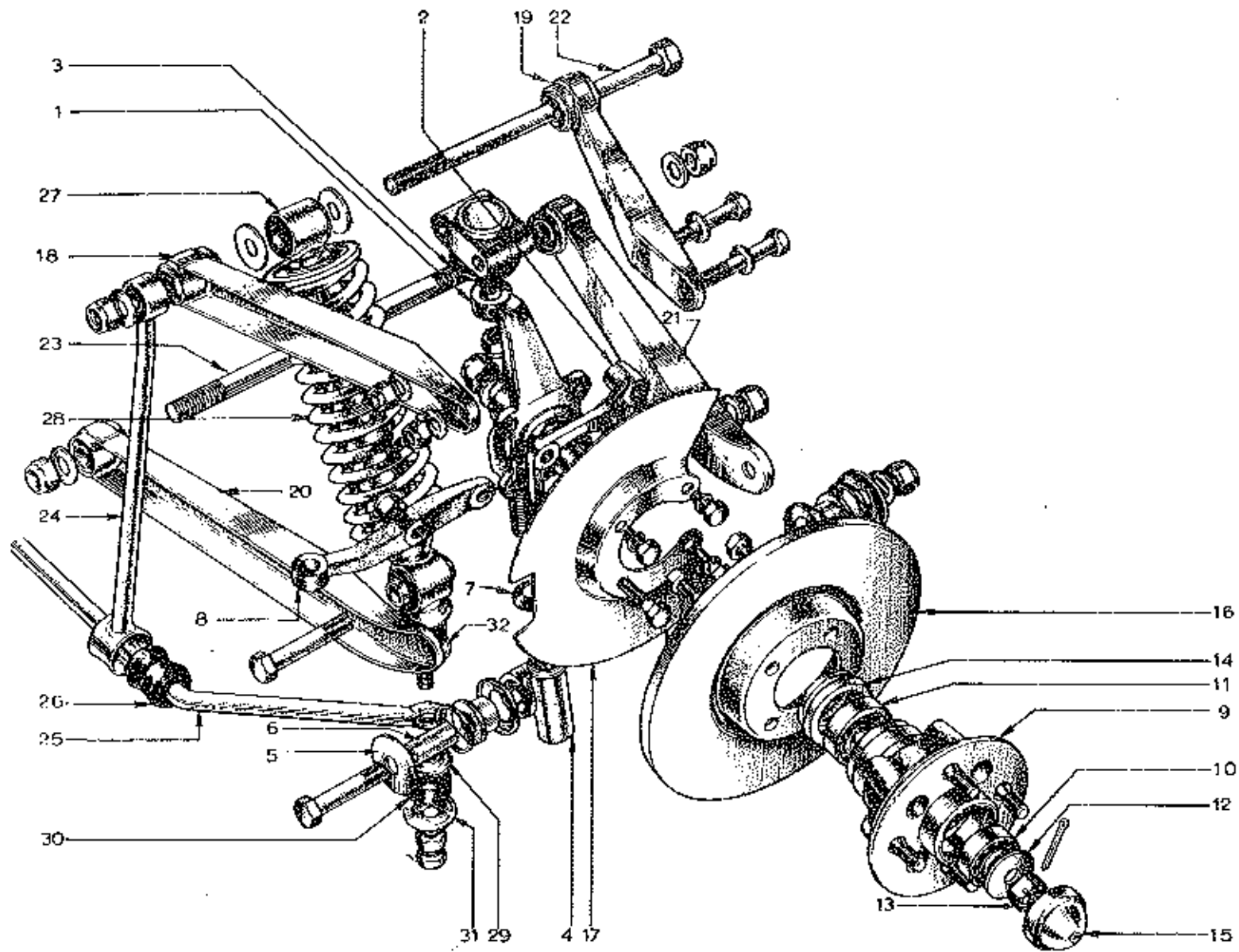


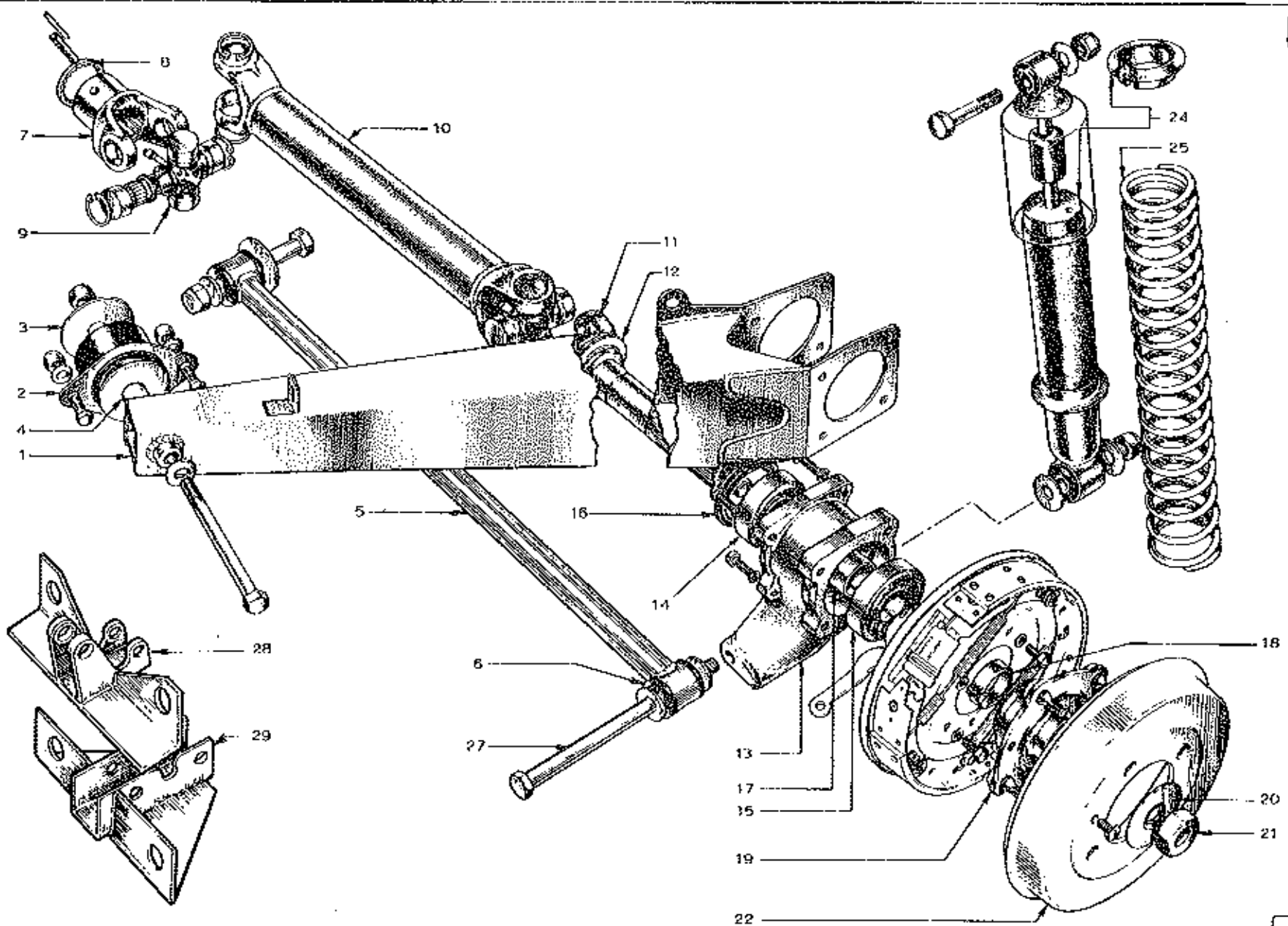
PLATE Ref: No.	PART NO.	QUANTITY					STEERING		DESCRIPTION	CHANGE POINT	BULLETIN REF.
		ALL	T/C	T/C Fed.	Special	Spec. Fed.	LH	RH			
CA1	X036 C 6006Z	2							Link. Vertical, - L/H.		
	X036 C 6005Z	2							Link. Vertical, - R/H.		
	X036 C 6008Z	2							Axle. Stub,		
	X036 C 6033Z	2							Nut.		
	X036 C 6034Z	2							Washer.		
CA2	X036 C 6022Z	1							Plate. Caliper Mounting, - L/H.		
	X036 C 6021Z	1							Plate. Caliper Mounting, - R/H.		
CA3	X036 C 6007Z	2							Assembly. Ball Joint,		
	21B	2							Nut. Attaching,		
CA4	X036 C 6026W	1							Assembly. Lower Trunnion, - L/H.		
	X036 C 6025W	1							Assembly. Lower Trunnion, - R/H.		
									comprising,		
CA5	X036 C 6032Z	4							Washer.		
	X036 C 6029Z	4							Washer.		
	X050 B 6005Z	4							Bush.		
CA6	X036 C 6031Z	2							Sleeve.		
	X036 C 6030Z	4							Seal.		
	33	2							Bolt. Attaching,		
	12B	2							Washer.		
	21B	2							Nut.		

PLATE Ref: No.	PART NO.	QUANTITY					STEERING		DESCRIPTION	CHANGE POINT	BULLETIN REF.
		ALL	T/C	T/C Fed.	Special	Spec. Fed.	LH	RH			
CA7	X036 C 6028Z	2							Seat.		
CA8	X036 H 6001Z	1							Arm. Steering, - L/H.		
	X036 H 6000Z	1							Arm. Steering, - R/H.		
CA9	X036 C 6014Z	2							Hub.		
	X036 C 6015Z	8							Stud. Wheel,		
CA10	X036 C 6016Z	2							Bearing. Wheel, - outer.		
CA11	X036 C 6017Z	2							Bearing. Wheel, - inner.		
CA12	X036 C 6009Z	2							'D' Washer. Hub to Stub Axle,		
CA13	X036 C 6010Z	2							Nut. Hub to Stub Axle Castellated		
	W0087	2							Pin Split,		
CA14	X036 C 6018Z	2							Seat. Oil,		
CA15	X036 C 6013Z	2							Cap. Grease,		
CA16	X036 J 6008Z	2							Disc. Brake,		
	X036 J 6009Z	8							Bolt. Attaching,		
	X036 J 6010Z	8							Washer.		
CA17	X036 C 6020Z	1							Cover. Dust, - L/H,		
	X036 C 6019Z	1							Cover. Dust, - R/H,		
	X036 C 6023Z	4							Bolt. Dust Cover/Caliper Mounting Plate Attaching,		
	X036 C 6024Z	4							Bolt. Dust Cover/Caliper Mounting Plate/Steering Arm Attaching,		

PLATE Ref: No.	PART NO.	QUANTITY					STEERING		DESCRIPTION	CHANGE POINT	BULLETIN REF.
		ALL	T/C	T/C Fed.	Special	Spec. Fed.	LH	RH			
	215								Nut.		
CA18	A046 C 0093Z	1							Wishbone. Top Leading, - L/H.		
	A046 C 0094Z	1							Wishbone. Top Leading, - R/H.		
CA19	A065 C 0095Z	1							Wishbone. Top Trailing, - L/H.		
	A065 C 0096Z	1							Wishbone. Top Trailing, - R/H.		
CA20	A065 C 0043Z	2							Wishbone. Bottom Leading,		
CA21	A065 C 0044Z	2							Wishbone. Bottom Trailing,		
	X036 C 6004Z	8							Bush. Wishbone,		
	XUFB 0854	2							Bolt. Lower Wishbone to Damper,		
	129	4							Washer.		
	219	2							Nut.		
	18	4							Bolt. Upper Wishbone to Ball Joint,		
	118	8							Washer.		
	211	4							Nut.		
CA22	B046 C 0092Z	2							Pin. Upper Fulcrum,		
	219	2							Nut. Securing,		
	128F	2							Washer.		
CA23	C074 C 0115Z	2							Pin. Lower Fulcrum,		
	219	4							Nut. Securing,		
	128F	4							Washer.		
CA 4	X054 C 0005Z	2							Link. Anti Roll Bar,		

PLATE Ref. No.	PART NO.	QUANTITY					STEERING		DESCRIPTION	CHANGE POINT	BULLETIN REF.
		ALL	T/C	T/C Fed.	Special	Spec. Fed.	LH	RH			
	X046 C 6001Z	2							Bush. Link,		
CA25	B074 C 0003Z	1							Bar. Anti Roll,		
CA26	X036 C 6027Z	2							Bush. Anti Roll Bar to Link,		
CA27	A074 C 0730W	2							Assembly. Damper/Spring,		
CA28	A074 C 0010Z	2							Spring.		
CA29	X036 C 6000Z	2							Plate. Damper to Anti Roll Bar,		
CA30	X046 C 6000Z	4							Rubber. Damper to Anti Roll Bar,		
CA31	X036 C 6003Z	2							Retainer. Lower,		
CA32	X036 C 6001Z	2							Retainer. Upper,		
	AUFN 060F	2							Nut. Securing,		
	216	2							Nut. Securing,		

DA



D11

PLA E Ref: No	PART O	QUANTITY					STEERING		DESCRIPTION	CHANGE POINT	BULLETIN REF
		ALL	/C	T/C Fed.	pecial	Spec. Fed.	LH	RH			
DA1	A074 01 7			1			*	*	Arm. Radius, - L/H,		
	A074 D 0217Z						*	*	Arm. Radius, L/H.		
	A074 D 0198Z						*	*	Arm. Radius, - R/H.		
	A 7 D 0216Z								Arm Radius, - R/H		
DA2	X046 D 6000Z	2							Mounting R's'lie t,		
	36A								Bolt. Mounting to Arm		
	128	2							Washer.		
DA3	A07W 3212	2							Washer.		
	218	2							Nut.		
	13	4							Bolt. Mounting to Chassis		
	119	4							Washer.		
	21	4							Nut		
DA4	A0 4 D 0	R							Shim. Radius Arm, - 1/8 ins.		
	A074 D 0206	A							Shim. Radius Arm, - 1/16 ins.		
DA5	B0 4 D 0195Z	2							Link Lower,		
DA6	A074 D 600	4							Bolt Lower Link,		
	37	2							Bolt. Link to Gearbox,		
	128F	4							Washer.		
	219	2							Nut.		
	A07 D 0 W	2					*	*	Assembly D'e's't, (u e w th Type 336 Gearbox)		

PLATE	PART NO.	QUANTITY					STEERING		DESCRIPTION	CHANGE POINT	BULLETIN REF.
		ALL	T/C	T/C Fed.	Special	Spec. Fed.	LH	RH			
Ref: No.											
	A074 D 0749W	2							Assembly. Drive Shaft, (use with Type 352/365 Gearboxes.)		
DA7	A074 D 6006Z		2	2			*	*	Yoke. (for A074 D 0756W)		
	A074 D 6010Z	2							Yoke. (for A074 D 0749W)		
DA9	A074 D 6008Z	4							Joint. Universal,		
DA10	A074 D 6004Z	2							Shaft. Inboard Drive,		
DA11	A074 D 6005Z	2							Shaft. Outboard Drive,		
DA12	A074 D 0196Z	2							Flinger.		
DA8	X046 R 0022Z	AR							Ring. Spacer, (0.405 ins. Undersize)		
	X046 R 0023Z	AR							Ring. Spacer, (0.410 ins. Undersize)		
	X046 R 0024Z	AR							Ring. Spacer, (1 st Oversize)		
	X046 R 0025Z	AR							Ring. Spacer, (2 nd Oversize 0.420 ins.)		
	X046 R 0026Z	AR							Ring. Spacer, (3 rd Oversize)		
	A054 D 0187Z	AR							Shim. (0.005 ins.)		
	A054 D 0188Z	AR							Shim. (0.015 ins.)		
	X046 R 6000Z		2	2					Pin. (Outer) Drive Shaft to G/Box. } Use on A074 D 0756W		
	X046 R 6001Z		2	2					Pin. (Inner) Drive Shaft to G/Box. }		
	A074 F 6013Z	2							Pin. Drive Shaft to G/Box. (Use on A074 D 0749W)		
DA13	B074 D 0193Z		1	1			*	*	Housing. Bearing, - L/H.		
	E074 D 0193Z				1	1	*	*	Housing. Bearing, - L/H.		

PLATE Ref: No.	PART NO.	QUANTITY					STEERING		DESCRIPTION	CHANGE POINT	BULLETIN REF.
		ALL	T/C	T/C Fed.	Special	Spec. Fed.	LH	RH			
	B074 D 0194Z		1	1			*	*	Housing. Bearing, - R/H.		
	E074 D 0194Z				1	1	*	*	Housing. Bearing, - R/H.		
	10	8							Setscrew. Attaching,		
	116	8							Washer.		
DA14	A074 D 6001Z		2	2			*	*	Bearing. Inner,		
	X036 D 6017Z				2	2	*	*	Bearing. Inner,		
DA15	X036 D 6017Z	2							Bearing. Outer,		
DA16	A074 D 6000Z		2	2			*	*	Seal. Bearing,		
	A074 D 6009Z				2	2	*	*	Seal. Bearing,		
DA17	X046 D 0148Z		2	2			*	*	Spacer. Bearing,		
	A074 D 0215Z				2	2	*	*	Spacer. Bearing,		
DA18	A074 D 0208Z	2							Spacer. Hub,		
DA19	A046 D 0001Y		2	2			*	*	Hub.		
	A074 D 0214Y				2	2	*	*	Hub.		
DA20	X046 D 6006Z	2							Washer. Hub Retaining,		
DA21	X046 D 6007Z	2							Nut. Hub Retaining,		
DA22	X046 J 6023Z		2	2			*	*	Drum. Brake,		
	A074 J 6036Z				2	2	*	*	Drum. Brake,		
	KUFS 0408	1							Screw. Drum to Hub Attaching,		
	X036 D 6002Z	16							Stud. Road Wheel Securing,		
	D074 D 0757W	2							Assembly. Damper/Spring,		

PLATE Ref: No.	PART NO.	QUANTITY					STEERING		DESCRIPTION	CHANGE POINT	BULLETIN REF.
		ALL	T/C	T/C Fed.	Special	Spec. Fed.	LH	RH			
DA24	A074 D 6007W	2							comprising, Damper Assembly,		
DA25	B026 C 0010A	2							Spring.		
DA27	A074 D 0209Z	2							Bolt. Damper /Lower Link to Housing,		
	129	4							Washer.		
	128F	4							Washer.		
	219	2							Nut.		
	37	2							Bolt. Damper to Cross Beam,		
	129	2							Washer,		
	219	2							Nut.		
DA28	C074 A 0721W	1							Mounting. Lower Link to Type 352/365 Gearbox.		
DA29	B074 A 0716W		1	1			*	*	Mounting. Lower Link to Type 336 Gearbox.		

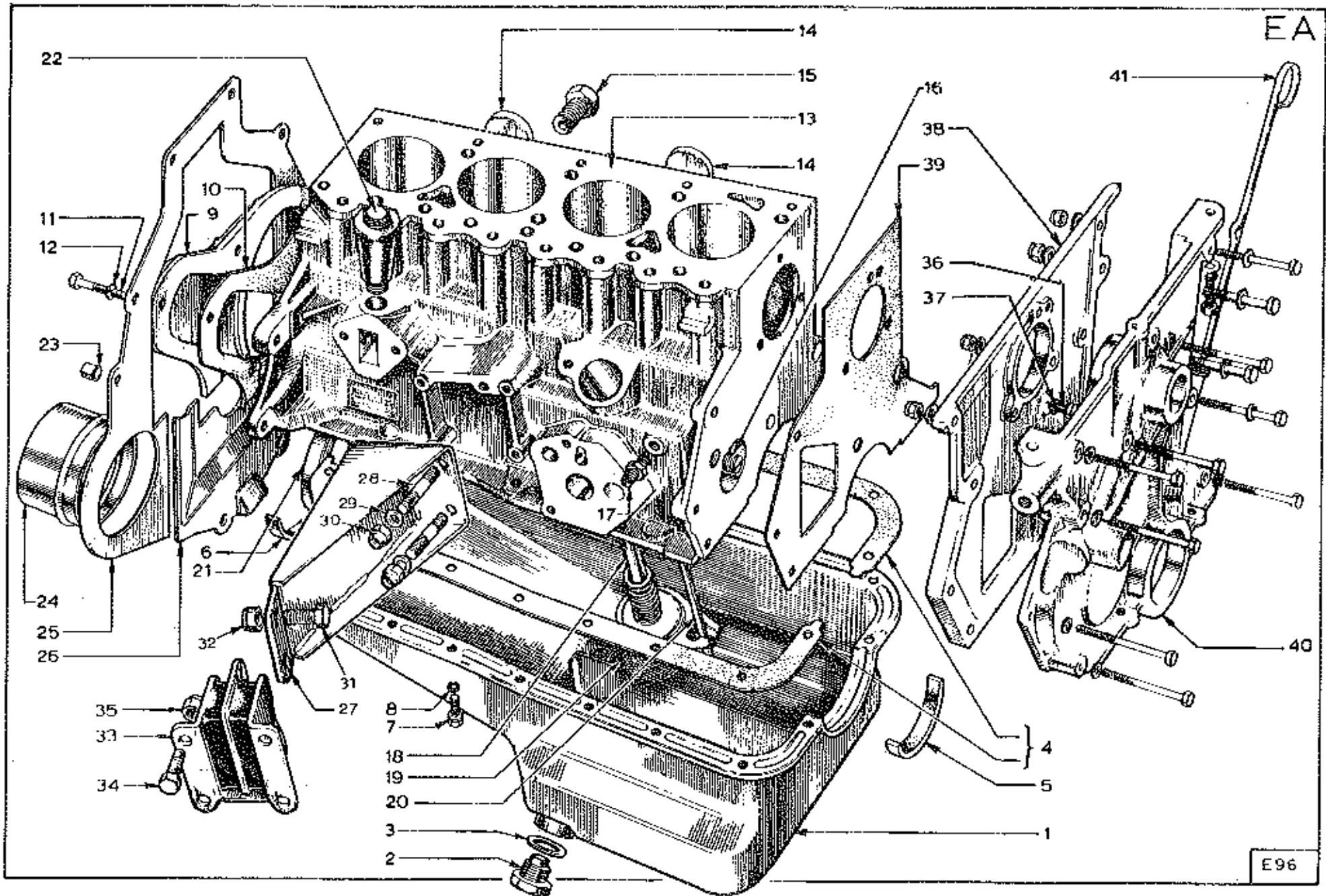


PLATE Ref: No.	PART NO.	QUANTITY					STEERING		DESCRIPTION	CHANGE POINT	BULLETIN REF.
		ALL	T/C	T/C Fed.	Special	Spec. Fed.	LH	RH			
	Y026 E 0701W	1						*	Engine Assembly.		
	Y026 E 0701W	1					*		Engine Assembly.		
	R026 E 0701W				1			*	Engine Assembly.		
	Z026 E 0701W				1		*		Engine Assembly.		
	S026 E 0701W		1			1			Engine Assembly.		
	A026 E 0700S	1							Short Engine Assembly. comprising:		
	C026 E 0708S	1							Cylinder Block.		
	X026 E 0384Z	1							Retainer.		
	A026 E 6032Z	1							Plug. Water Drain,		
	A026 E 6031Z	2							Plug. Oil Gallery,		
	B026 E 0330Z	1							Crankshaft.		
	X026 E 0015Z	1							Sprocket. Crankshaft,		
	C026 E 0340W	4							Rod. Connecting,		
	C026 E 0712A	4							Piston Assembly.		
	X026 E 0352Z	1							Jackshaft.		
EA1	A026 E 6083Z	1							Sump.		
EA2	A036 E 6164Z	1							Plug. Drain,		
EA3	A036 E 6165Z	1							Washer. Drain Plug,		
EA4	A026 E 6085Z	1							Gasket. Sump, -L/H		

QUANTITY

STEERING
LH RH

PLATE PART NO.
Ref. No

ALL
T/C
T/C Fed.
Special
Spec. Fed.

DESCRIPTION

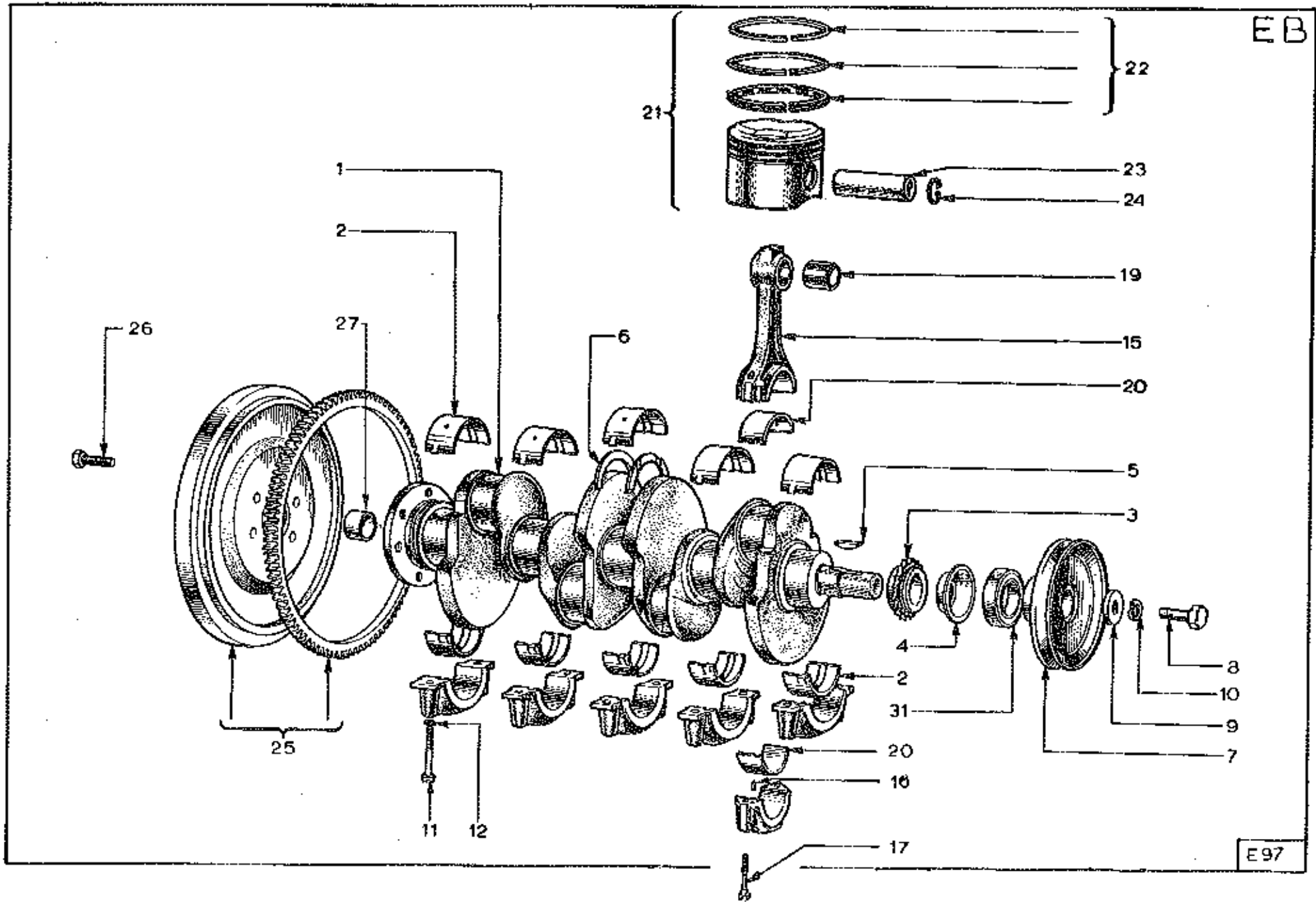
CHANGE POINT BULLETIN REF

	A026 E 6084Z	1								Gasket. Sump, - R/H.		
EA5	A026 E 6082Z	1								Seal. Sump, - Front,		
EA6	A026 E 6086Z	1								Seal. Sump, - Rear,		
EA7	A026 E 6064Z	18								Bolt. Sump to Cylinder Block,		
EA8	A026 E 6117Z	18								Washer. Sump to Cylinder Block,		
EA9	X026 E 0384Z	1								Retainer. Rear Oil Seal,		
EA10	X026 E 0387Z	1								Gasket. Rear Oil Seal Retainer,		
EA11	A026 E 6047Z	4								Bolt. Rear Oil Seal Retainer,		
EA12	A026 E 6091Z	4								Washer. Rear Oil Seal Retainer,		
EA13	C026 E 0708S	1								Cylinder Block.		
EA14	A026 E 6090Z	3								Plug. Water Jacket,		
EA15	A026 E 6032Z	3								Plug. Water Drain,		
EA16	A026 E 6031Z	2								Plug. Oil Gallery,		
EA17	A036 E 6167Z	1								Adaptor. Oil Pressure Tube,		
EA18	A026 E 6089W	1								Tube. Oil Intake,		
EA19	A026 E 6088W	1								Screen Assembly. Oil Pump,		
EA20	A026 E 6087W	1								Tube. Return,		
EA21	A036 E 6166Z	1								Seal. Crankshaft, - rear,		
EA22	X026 E 0034Z	1								Connector. Cylinder Block Breather,		
EA23	A026 E 6106Z	2								Dowel Pin. Block to Clutch Housing,		
EA24	A026 E 6125Z	1								Cover. Starter Motor Drive,		

PLATE Ref. No.	PART NO.	QUANTITY					STEERING		DESCRIPTION	CHANGE POINT	BULLETIN REF.
		ALL	T/C	T/C Fed.	Special	Spec. Fed.	LH	RH			
5	A026 E 6018Z	1							Cover. Flywheel, - upper		
EA26	A036 E 6168Z	1							Cover. Flywheel, - lower		
EA27	C074 E 0481Z	1							Bracket. Engine Mounting L/H,		
	C074 E 0480Z	1							Bracket. Engine Mounting R/H,		
EA28	A074 E 0490Z	8							Stud. Mounting Bracket,		
EA29	118	8							Washer. Plain,		
EA30	A074 E 6016Z	8							Nut		
EA31	A036 E 6169Z	4							Bolt. Bracket to Engine Mounting,		
EA32	214	4							Nut. Bracket to Engine Mounting,		
EA33	A074 E 0549Z	2							Engine Mounting.		
EA34	10	8							Bolt. Engine Mounting,		
EA35	211	8							Nut. Engine Mounting,		
EA36	A026 E 6045Z	1							Set Screw.		
EA37	A036 E 6170Z	1							Washer.		
EA38	X026 E 0004Z	1							Backplate. Timing Case,		
EA39	X026 F 0005Z	1							Gasket. Backplate,		
	A074 E 0705W	1							Cover Assembly. Timing Case, comprising:		
ED	A026 E 6000W	1							Water Pump Assembly.		
EF28	X026 E 0714Z	1							Damper Timing Chain,		

PLATE	PART NO.	QUANTITY					STEERING		DESCRIPTION	CHANGE POINT	BULLETIN REF.
		ALL	T/C	T/C Fed.	Special	Spec. Fed.	LH	RH			
Ref: No.											
EA40	A074 E 0361Y	1							Cover. Timing Case,		
	X026 E 0734W	1							Cover. Timing Case, c/w Oil Tube,		
	A026 E 6030Z	1							Tube. Oil,		
	A074 E 6004Z	1							Plug. Pressure,		
	12	1							Attachings. Timing Case to Head:		
	115	1							Set Screw.		
	118	1							Washer. Spring,		
	A026 E 6057Z	6							Washer. Plain,		
	107	6							Attachings. Timing Case to Block,		
	6BL	3							Bolt. 1/4 ins. UNC X 2 1/4 ins.,		
	A026 E 6050Z	6							Washer. Spring,		
	208	3							Bolt.		
	A026 E 6121Z	1							Washer. Plain,		
	115	1							Nut.		
	17B	1							Bolt. 5/16 ins. UNC X 2 1/4 ins.,		
	118	1							Washer. Spring,		
	213	1							Bolt.		
EA41	A026 E 0383B	1							Washer. Plain,		
									Nut.		
									Dip Stick.		

EB



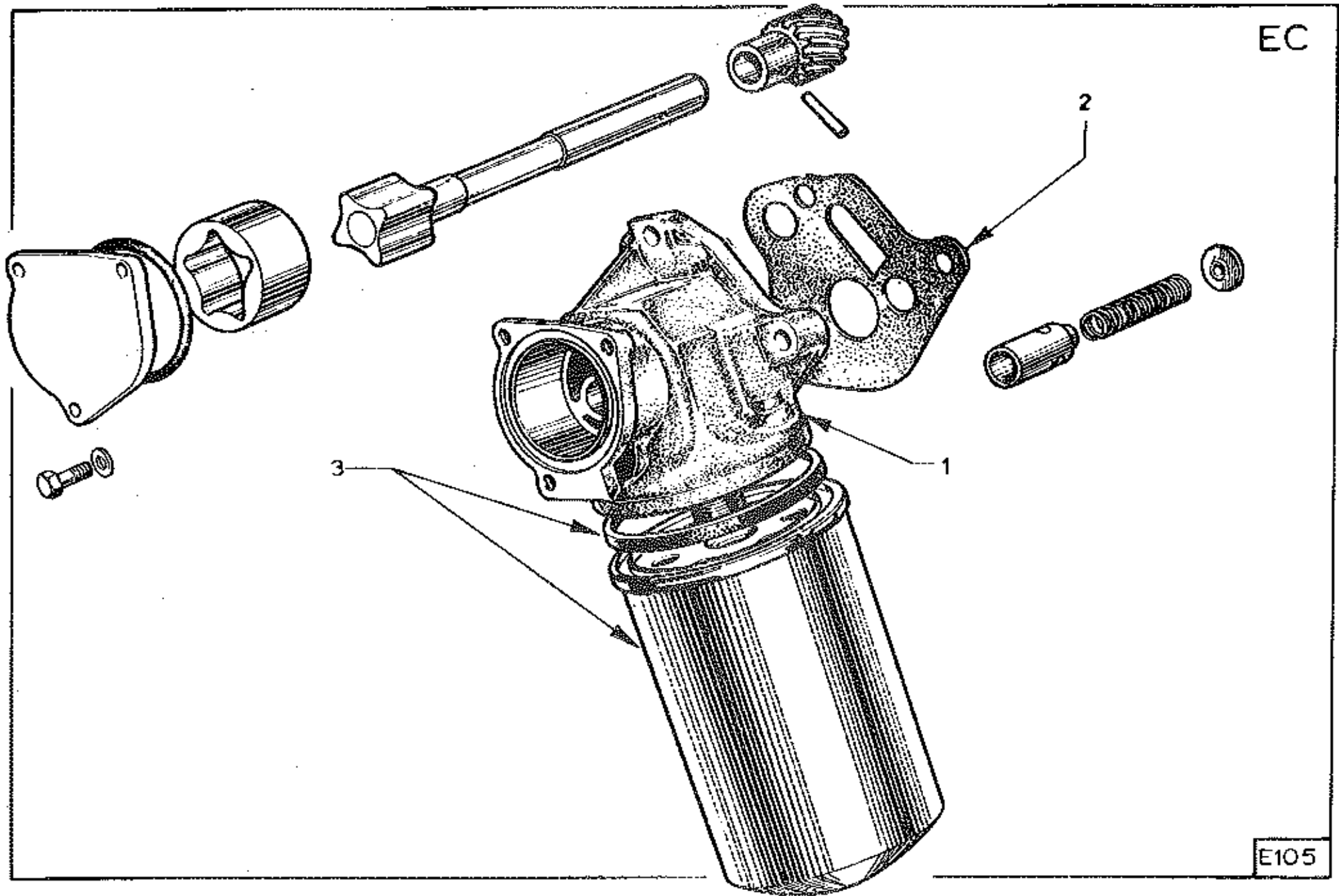
E97

PLATE Ref: No.	PART NO.	QUANTITY					STEERING		DESCRIPTION	CHANGE POINT	BULLETIN REF.
		ALL	T/C	T/C Fed.	Special	Spec. Fed.	LH	RH			
EB1	B026 E 0330Z	1							Crankshaft.		
EB2	X026 E 0336Z	10							Liner. Main Bearing, (Std)		
	A026 E 0336Z	10							Liner. Main Bearing, (0.010 ins. U/S)		
	B026 E 0336Z	10							Liner. Main Bearing, (0.020 ins. U/S)		
EB3	X026 E 0015Z	1							Sprocket. Crankshaft,		
EB4	X026 E 0326A	1							Slinger. Oil,		
EB5	A026 E 6033Z	1							Key. Sprocket,		
EB6	A026 E 6035Z	AR							Washer. Main Bearing Thrust, (Std)		
	A036 E 6218Z	AR							Washer. Main Bearing Thrust, (0.025 ins. O/S)		
EB7	X026 E 0331Y	1							Pulley. Crankshaft,		
EB8	A026 E 6044Z	1							Bolt. Pulley Attaching,		
EB9	A036 E 6070Z	1							Washer.		
EB10	A026 E 6055Z	1							Lockwasher.		
EB11	A036 E 6172Z	10							Bolt. Main Bearing Cap,		
EB12	A036 E 6173Z	10							Lockwasher.		
	A026 E 0714S								Assembly. Connecting Rod, comprising:		
EB15	C026 E 0340Z	4							Rod. Connecting,		
EB16	A036 E 6174Z	8							Pin. Dowel,		
EB17	A036 E 6175Z	8							Bolt. Connecting Rod,		
EB19	A036 E 6176Z	4							Bush.		
0972.											

PLATE	PART NO.	QUANTITY					STEERING		DESCRIPTION	CHANGE POINT	BULLETIN REF.
		ALL	T/C	T/C Fed.	Special	Spec. Fed.	LH	RH			
Ref: No.											
EB20	A026 E 6029Z	8							Liner, Connecting Rod Bearing,		
	A026 E 0715S	1							Kit, Rod Bearing Liner, (Std)		
	A026 E 0735S	1							Kit, Rod Bearing Liner, (0.010 ins. O/S)		
	A026 E 0736S	1							Kit, Rod Bearing Liner, (0.020 ins. O/S)		
EB21	C026 E 0712A	4							Assembly, Piston, - Grade I (Std)		
									82.474 mm. 3.2470 ins.		
									82.466 mm. 3.2467 ins.		
	C026 E 0712B	4							Assembly, Piston, - Grade II (Std)		
									82.481 mm. 3.2473 ins.		
									82.474 mm. 3.2470 ins.		
	C026 E 0712C	4							Assembly, Piston, - Grade III (Std)		
									82.489 mm. 3.2476 ins.		
									82.481 mm. 3.2473 ins.		
	C026 E 0712D	4							Assembly, Piston, - Grade IV (Std)		
									82.497 mm. 3.2479 ins.		
									82.489 mm. 3.2476 ins.		
	C026 E 0732A	4							Assembly, Piston, - Grade I (0.015 ins. O/S)		
									82.855 mm. 3.2620 ins.		
									82.847 mm. 3.2617 ins.		
	C026 E 0732B	4							Assembly, Piston, - Grade II (0.015 ins. O/S)		
									82.862 mm. 3.2623 ins.		
									82.855 mm. 3.2620 ins.		

PLATE	PART NO.	QUANTITY					STEERING		DESCRIPTION	CHANGE POINT	BULLETIN REF.
		ALL	T/C	T/C Fed.	Special	Spec. Fed.	LH	RH			
Ref: No.											
	C026 E 0732C	4							Assembly. Piston, - Grade 111 (0.015 ins. O/S) 82.870 mm. 3.2626 ins. 82.862 mm. 3.2623 ins.		
	C026 E 0732D	4							Assembly. Piston, - Grade 1V (0.015 ins. O/S) 82.878 mm. 3.2629 ins. 82.870 mm. 3.2626 ins.		
EB22	X026 E 0733W	4							Set. Piston Ring, (Std)		
	A026 E 0733W	4							Set. Piston Ring, (0.015 ins. O/S)		
	X026 E 6003Z	AR							Set. Oil Control Ring, (Std)		
	X026 E 6004Z	AR							Set. Oil Control Ring, (0.015 ins. O/S)		
EB23	X026 E 0405Y	4							Pin. Piston,		
EB24	A036 E 6177Z	8							Retainer. Pin,		
EB25	A026 E 0717W	1							Assembly. Flywheel,		
EB26	A026 E 6062Z	6							Bolt. Flywheel Securing,		
	A026 E 6104Z	1							Pin. Dowel,		
EB27	A074 E 0137Z	1							Bearing. Clutch Spigot,		

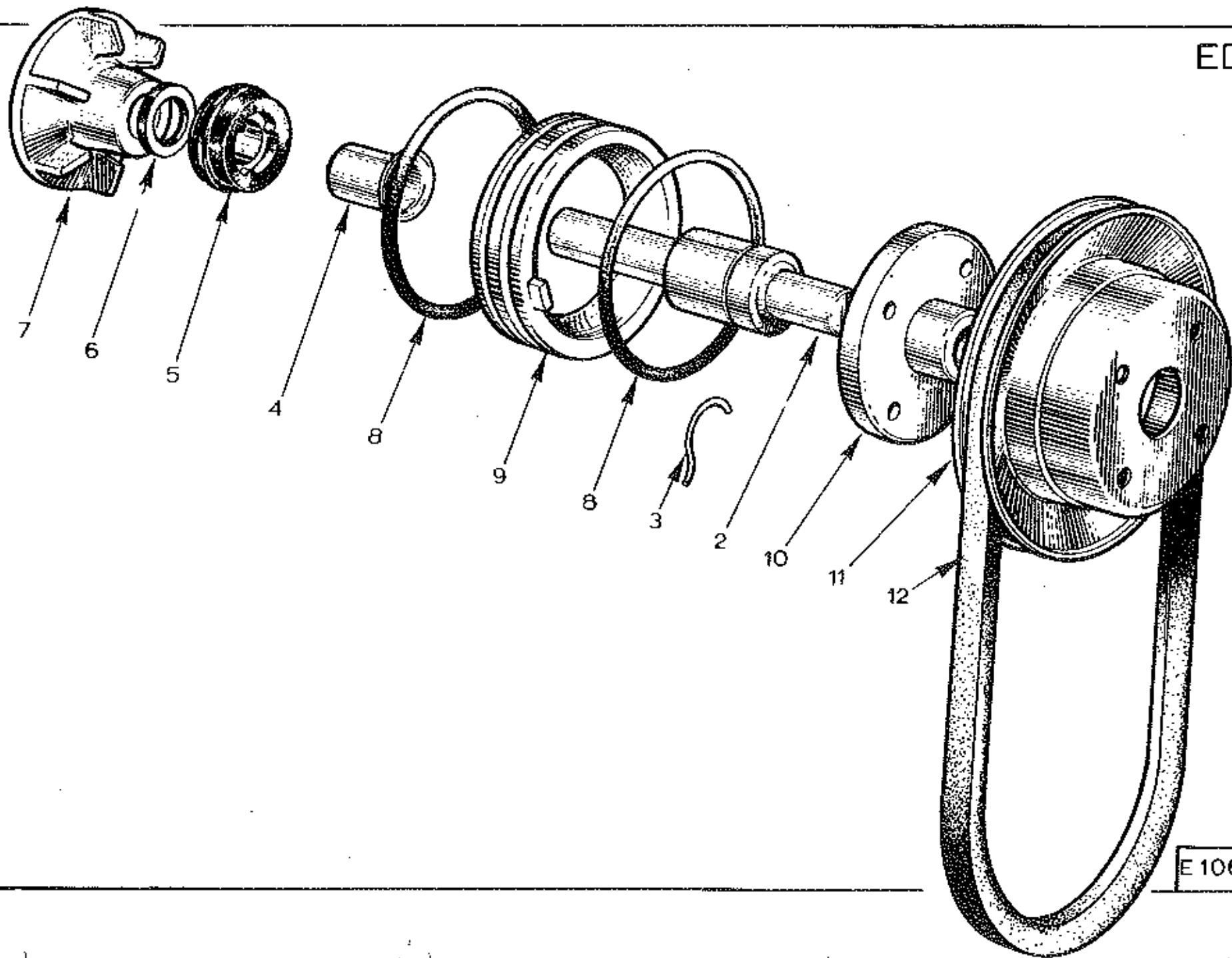
EC



E105

PLATE Ref: No.	PART NO.	QUANTITY					STEERING		DESCRIPTION	CHANGE POINT	BULLETIN REF.
		ALL	T/C	T/C Fed.	Special	Spec Fed.	LH	RH			
EC1	A036 E 6029W	1							Assembly. Oil Pump,		
EC2	A026 E 6028Z	1							Gasket. Oil Pump,		
EC3	A036 E 6030W	1							Assembly. Oil Filter,		
	13	3							Bolt. Oil Pump to Cylinder Block,		

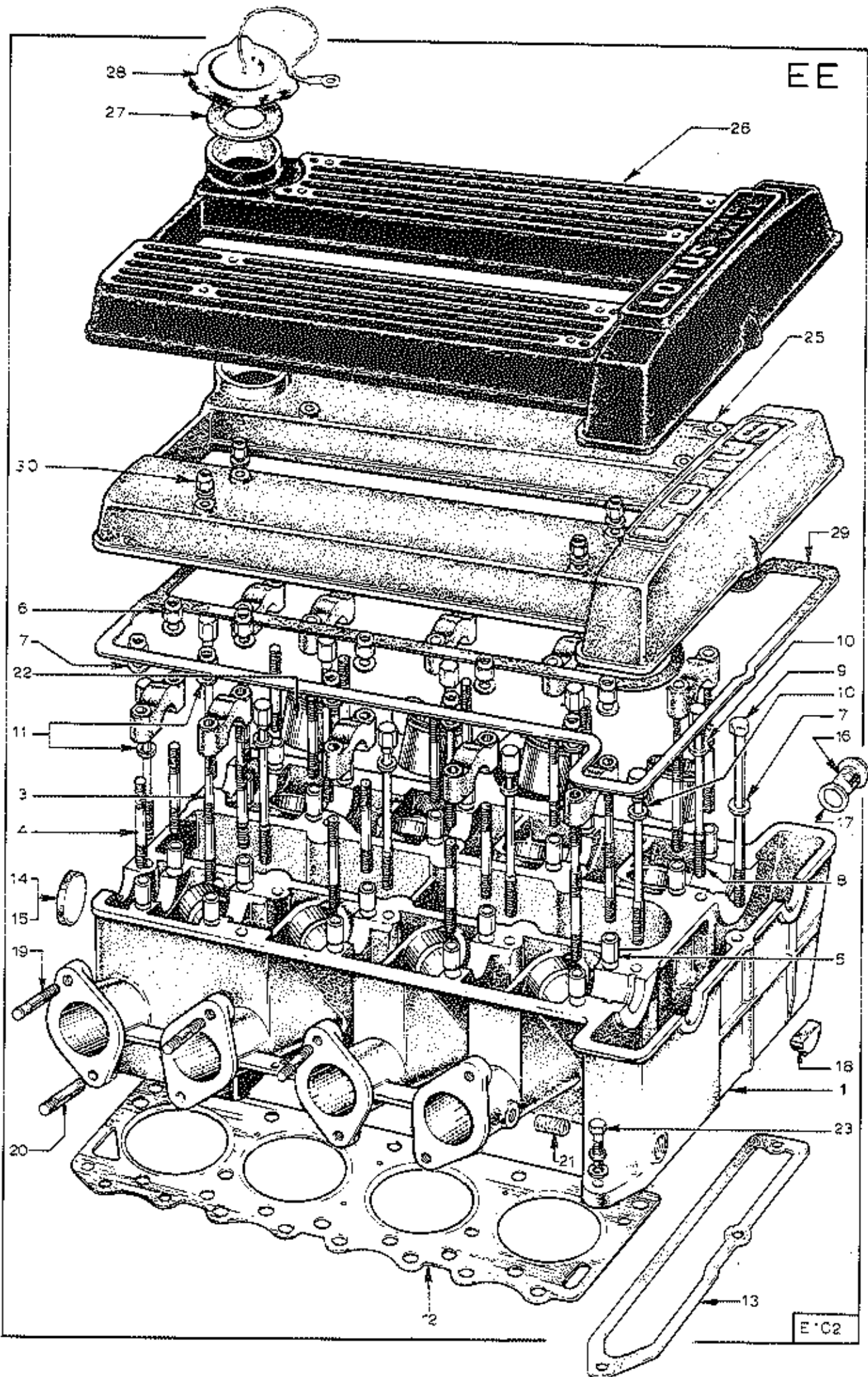
ED



E 106

PLATE	PART NO.	QUANTITY					STEERING		DESCRIPTION	CHANGE POINT	BULLETIN REF.
		ALL	T/C	T/C Fed.	Special	Spec. Fed.	LH	RH			
Ref. No.											
	A026 E 6000W								Kit. Water Pump Repair, comprising:		
ED2	A026 E 6049W	1							Shaft.		
ED3	A036 E 6188Z	1							Retainer.		
ED4	A026 E 6020Z	1							Slinger.		
ED5	X026 E 0393Z	1							Seal.		
EJ6	A026 E 6127Z	1							Disc.		
ED7	A026 E 6126Z	1							Impellor.		
ED8	X026 E 6002Z	2							'O' Ring.		
ED9	X026 E 0362Y	1							Insert.		
ED10	A036 E 6189Z	1							Hub.		
	A026 E 6006Z	4							Bolt. Attaching,		
	A036 E 6190Z	4							Washer.		
ED11	A036 E 6191Z	1							Pulley.		
ED12	A074 E 6005Z	1							Belt. Water Pump,		

EE



E C2

PLATE	PART NO.	QUANTITY					STEERING		DESCRIPTION	CHANGE POINT	BULLETIN REF.
		ALL	T/C	T/C Fed.	Special	Spec. Fed.	LH	RH			
Ref: No											
	A074 E 0729S		1				*	*	Cylinder Head Assembly. (less Camshafts, Tappets and Tappet Shims)		
	E074 E 0729S			1		1			Cylinder Head Assembly. (ditto)		
	C074 E 0729S				1		*	*	Cylinder Head Assembly. (ditto)		
EE1	A074 E 0703S		1				*	*	Cylinder Head Sub - assembly.		
	E074 E 0703S			1		1			Cylinder Head Sub - assembly.		
	C074 E 0729S				1		*	*	Cylinder Head Sub - assembly. comprising: Cylinder Head. Valve Inserts. Valve Guides. Bearing Caps.		
EE3	A026 E 0318Z	8							Stud. Bearing Cap, (long)		
EE4	A026 E 0319Z	12							Stud. Bearing Cap, (short)		
EE5	X026 E 0320Z	20							Dowel Rings.		
EE6	A036 E 6192Z	20							Nut.		
EE7	118B	20							Washer.		
EE8	X026 E 0027A	10							Bolt. Cylinder Head,		
EE9	X026 E 0029Z	1							Bolt. Cylinder Head,		
	X036 M 6243Z	1							Washer.		
EE10	X026 E 0028Z	8							Washer.		
EE11	X026 E 0031Z	2							Washer.		
0972.											

PLATE Ref: No.	PART NO.	QUANTITY					STEERING		DESCRIPTION	CHANGE POINT	BULLETIN REF.
		ALL	T/C	T/C Fed.	Special	Spec. Fed.	LH	RH			
EE12	X026 E 0026Z	1							Gasket. Cylinder Head,		
EE13	X026 E 0032Z	1							Gasket. Head to Timing Case,		
EE14	A026 E 6112Z	4							Plug. Expansion,		
EE15	A026 E 6122Z	1							Plug. Expansion,		
EE16	X026 E 0046Z	1							Plug. Transverse Oil Gallery,		
EE17	X026 E 0048Z	1							Washer. Plug,		
EE18	X026 E 0002Z	4							Plug. Camshaft Bore,		
EE19	A026 E 6027Z		6		6		*	*	Stud. (short) Carb. to Cylinder Head,		
EE20	X026 S 0098Z		2		2		*	*	Stud. (long) Carb. to Cylinder Head,		
	118		16		16		*	*	Washer. Plain,		
	116B		8		8		*	*	Washer. Thackeray,		
	211		8		8				Nut.		
	A036 S 0171Z				8				Stud. Secondary Throttle Body to Cylinder Head,		
	118				8				Washer. Plain,		
	211				8				Nut.		
EE21	A026 E 6061Z	1							Plug. Vacuum Take-off Blanking,		
EE22	X026 E 0342Y	8							Sleeve. Tappet,		
EE23	XUCB 0516	1							Bolt. Head to Timing Case,		
	115	1							Washer. Spring,		
	118	1							Washer. Plain,		

PLATE Ref: No.	PART NO.	QUANTITY					STEERING		DESCRIPTION	CHANGE POINT	BULLETIN REF.
		ALL	T/C	T/C Fed.	Special	Spec. Fed.	LH	RH			
EE25	A074 E 0702Z		1				*	*	Cover Assembly. Camshaft, (red)		
EE26	B074 E 0702Z			"					Cover Assembly. Camshaft, (red BV)		
	C074 E 0702Z				"	"	*	*	Cover Assembly. Camshaft, (black BV) comprises: Cover. Camshaft, Cap. Oil Filler, Gasket.		
EE27	A026 E 0415Z	1							Gasket. Camshaft Cover,		
EE28	A026 E 0325Z	1							Nut.		
EE29	A026 E 0001Z	1							Washer.		
EE30	208	8									
	A074 E 6009Z	8									

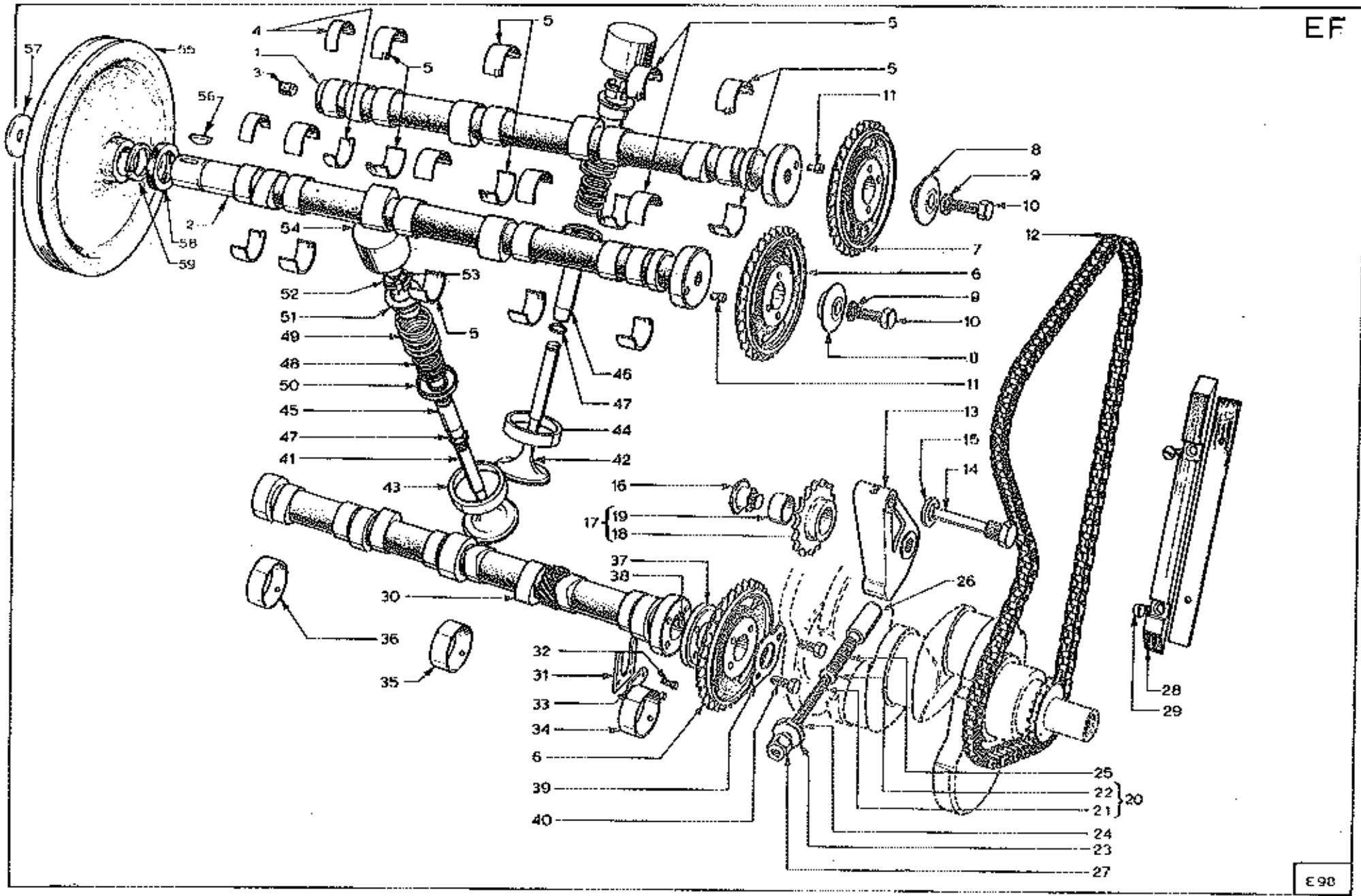


PLATE Ref: No.	PART NO.	QUANTITY					STEERING		DESCRIPTION	CHANGE POINT	BULLETIN REF
		ALL	T/C	T/C Fed.	Special	Spec. Fed.	LH	RH			
EF1	C026 E 0351Y		1	1		1	*	*	Camshaft. (Exhaust)		
	D026 E 0351Y				1		*	*	Camshaft. (Exhaust)		
EF2	C074 E 0351Y		1	1		1	*	*	Camshaft. (Inlet)		
	D074 E 0351Y				1		*	*	Camshaft. (Inlet)		
EF3	A026 E 6016Z	1							Plug.		
EF4	X026 E 0303Z	4							Bearing. (rear)		
EF5	X026 E 0003Z	16							Bearing.		
EF6	A026 E 6024Z	2							Sprocket. (inlet/Jackshaft)		
EF7	X026 E 0305S	1							Sprocket. (Exhaust)		
EF8	X026 E 0016Z	2							Washer. Sprocket to Camshaft,		
EF9	A026 E 6094Z	2							Washer. Sprocket to Camshaft,		
EF10	X026 E 0304Z	2							Bolt. Sprocket to Camshaft,		
EF11	A026 E 6023Z	2							Dowel.		
EF12	X026 E 0007Z	1							Chain. Timing,		
EF13	X026 E 0012Z	1							Bracket. Chain Tensioner,		
EF14	X026 E 0011Z	1							Pin. Pivot,		
EF15	X026 E 0048Z	1							Washer.		
EF16	X026 E 0013Z	1							Pin.		
EF17	X026 E 0707W	1							Assembly. Sprocket, comprising:-		
EF18	X026 E 0381Z	1							Sprocket,		
EF19	X026 E 0382Z	1							Bush,		
0972.											

PLATE Ref No.	PART NO.	QUANTITY					STEERING		DESCRIPTION	CHANGE POINT	BULLETIN REF.
		ALL	T/C	T/C Fed.	Special	Spec. Fed.	LH	RH			
EF20	X026 E 0706W	1							Sub - assembly. Adjuster Screw, comprising:		
EF21	X026 E 0008Z	1							Bolt. Adjustment,		
EF22	A026 E 6098Z	1							Washer.		
EF23	X026 E 0391Z	1							Nut. Adjusting,		
EF24	X026 E 0392Z	1							Washer.		
EF25	X026 E 0009Z	1							Spring.		
EF26	X026 E 0010Z	1							Plunger.		
EF27	A036 E 6192Z	1							Nut		
EF28	X026 E 0014Z	1							Guide. Chain,		
EF29	A026 E 6059Z	2							Screw. Securing,		
EF30	X026 E 0052Z	1							Jackshaft.		
EF31	A026 E 6063Z	1							Plate. Thrust,		
EF32	A026 E 6026Z	2							Bolt.		
EF33	A026 E 6037Z	1							Retainer. Bolt,		
EF34	A036 E 6193Z	1							Bearing. (Front)		
EF35	A036 E 6194Z	1							Bearing. (Centre)		
E 36	A03c E 6 95Z	1							Bearing. (Rear)		
E 37	X 26 E 0017Z	1							Adaptor.		
EF38	X026 E 0018Z	1							Dowel		
EF39	A026 E 6025Z	1							Retainer.		

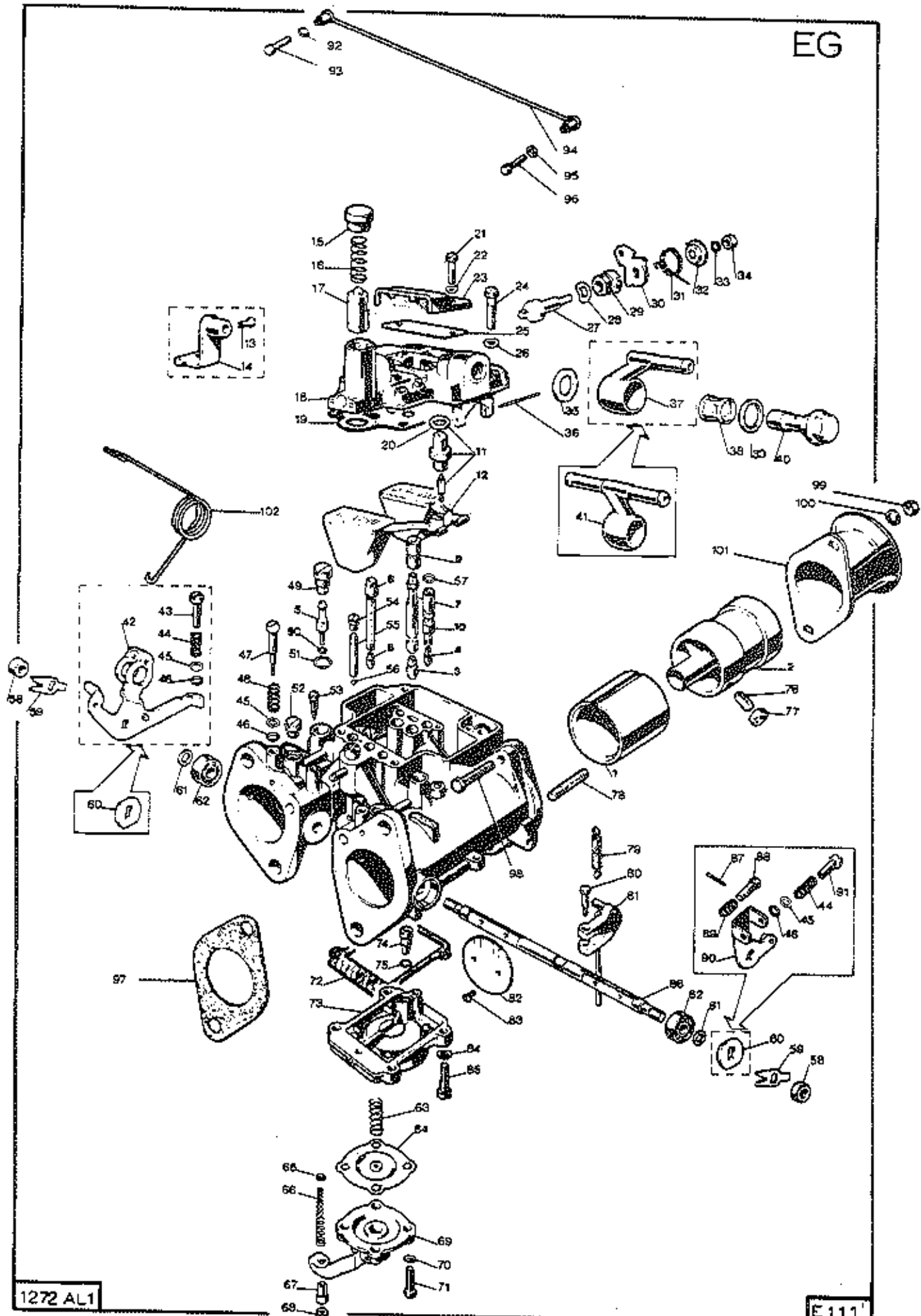
PLATE	PART NO.	QUANTITY					STEERING		DESCRIPTION	CHANGE POINT	BULLETIN REF.
		ALL	T/C	T/C Fed	Special	Spec. Fed.	LH	RH			
Ref: No.											
EF 40	A026 E 6041Z	2							Bolt		
EF 41	A026 E 0019Y	4					*	*	Valve, inlet		
	B026 E 0019Y			4	4	4	*	*	Valve, Inlet		
EF 42	B026 E 0200Y	4							Valve, exhaust		
EF 43	X026 E 0312Z	4					*	*	Insert, Inlet Valve Seat, (std.)		
	A026 E 0124Z			4	4	4	*	*	Insert, Inlet Valve Seat, (std.)		
	A026 E 0312A	4					*	*	Insert, Inlet Valve Seat, (0.005 ins. O/S)		
	A026 E 0125Z			4	4	4	*	*	Insert, Inlet Valve Seat, (0.005 ins. O/S)		
	A026 E 0312B	4					*	*	Insert, Inlet Valve Seat, (0.010 ins. O/S)		
	A026 E 0126Z			4	4	4	*	*	Insert, Inlet Valve Seat, (0.010 ins. O/S)		
	A026 E 0312C	4					*	*	Insert, Inlet Valve Seat, (0.015 ins. O/S)		
	A026 E 0127Z			4	4	4	*	*	Insert, Inlet Valve Seat, (0.015 ins. O/S)		
EF 44	A026 E 0313Z	4							Insert, Exhaust Valve Seat, (std.)		
	A026 E 0313A	4							Insert, Exhaust Valve Seat, (0.005 ins. O/S)		
	A026 E 0313B	4							Insert, Exhaust Valve Seat, (0.010 ins. O/S)		
	A026 E 0313C	4							Insert, Exhaust Valve Seat, (0.015 ins. O/S)		
EF 45	A026 E 0314Z	4							Guide, Inlet Valve, (Std.)		
	A026 E 0314A	4							Guide, Inlet Valve, (0.001 ins. O/S)		
	A026 E 0314B	4							Guide, Inlet Valve, (0.005 ins. O/S)		
	A026 E 0314C	4							Guide, Inlet Valve, (0.006 ins. O/S)		

PLATE	PART NO.	QUANTITY					STEERING		DESCRIPTION	CHANGE POINT	BULLETIN REF.
		ALL	T/C	T/C Fed.	Special	Spec. Fed.	LH	RH			
Ref: No.											
EF 45	A026 E 0314D	4							Guide, Inlet Valve (0.015 ins. O/S)		
	A026 E 0314E	4							Guide, Inlet Valve (0.030 ins. O/S)		
EF 46	A026 E 0315Z	4							Guide, Exhaust Valve, (Std.)		
	A026 E 0315A	4							Guide, Exhaust Valve, (0.001 ins. O/S)		
	A026 E 0315B	4							Guide, Exhaust Valve, (0.005 ins. O/S)		
	A026 E 0315C	4							Guide, Exhaust Valve, (0.006 ins. O/S)		
	A026 E 0315D	4							Guide, Exhaust Valve, (0.015 ins. O/S)		
	A026 E 0315E	4							Guide, Exhaust Valve, (0.030 ins. O/S)		
EF 47	A026 E 6018Z	8							Circlip, Guide Valve		
EF 48	B026 E 0023Z	8							Spring, Valve Inner		
EF 49	B026 E 0022Z	8							Spring, Valve Outer		
EF 50	A026 E 0316Z	8							Seat, Valve Spring		
EF 51	A026 E 0021Z	8							Retainer, Valve Spring		
EF 52	X026 E 0045Z	8							Cone, Split		
EF 53	A026 E 6165Z	AR							Shim. 0.065 ins.		
	A026 E 6166Z	AR							Shim. 0.066 ins.		
	A026 E 6167Z	AR							Shim. 0.067 ins.		
	A026 E 6168Z	AR							Shim. 0.068 ins.		
	A026 E 6169Z	AR							Shim. 0.069 ins.		
	A026 E 6170Z	AR							Shim. 0.070 ins.		

PLATE	PART NO.	QUANTITY					STEERING		DESCRIPTION	CHANGE POINT	BULLETIN REF.
		ALL	T/C	T/C Fed.	Special	Spec. Fed.	LH	RH			
Ref: No.											
	A026 E 6171Z	AR							Shim. 0.071 ins.		
	A026 E 6172Z	AR							Shim. 0.072 ins.		
	A026 E 6173Z	AR							Shim. 0.073 ins.		
	A026 E 6174Z	AR							Shim. 0.074 ins.		
	A026 E 6175Z	AR							Shim. 0.075 ins.		
	A026 E 6176Z	AR							Shim. 0.076 ins.		
	A026 E 6177Z	AR							Shim. 0.077 ins.		
	A026 E 6178Z	AR							Shim. 0.078 ins.		
	A026 E 6179Z	AR							Shim. 0.079 ins.		
	A026 E 6180Z	AR							Shim. 0.080 ins.		
	A026 E 6181Z	AR							Shim. 0.081 ins.		
	A026 E 6182Z	AR							Shim. 0.082 ins.		
	A026 E 6183Z	AR							Shim. 0.083 ins.		
	A026 E 6184Z	AR							Shim. 0.084 ins.		
	A026 E 6185Z	AR							Shim. 0.085 ins.		
	A026 E 6186Z	AR							Shim. 0.086 ins.		
	A026 E 6187Z	AR							Shim. 0.087 ins.		
	A026 E 6188Z	AR							Shim. 0.088 ins.		
	A026 E 6189Z	AR							Shim. 0.089 ins.		
	A026 E 6190Z	AR							Shim. 0.090 ins.		

PLATE Ref: No.	PART NO.	QUANTITY					STEERING		DESCRIPTION	CHANGE POINT	BULLETIN REF.
		ALL	T/C	T/C Fed.	Special	Spec. Fed.	LH	RH			
EF 54	X026 E 0024Z	8							Tappet		
EF 55	A074 E 0131Z	1							Pulley, Alternator		
EF 56	A074 E 6003Z	1							Key, Pulley		
EF 57	A05 W 1608	1							Washer		
	13	1							Screw. Securing		
EF 58	A074 E 6001Z	1							Seal, Oil		
EF 59	A074 E 6002Z	1							Circlip		

EG



1272 AL1

E111

PLATE Ref: No.	PART NO.	QUANTITY					STEERING		DESCRIPTION	CHANGE POINT	BULLETIN REF.
		ALL	T/C	T/C Fed.	Special	Spec. Fed.	LH	RH			
									<u>DELLORTO CARBURETTER.</u>		
	N026 S 0710W		1					*	Carburetter . Front,		
	N026 S 0711W		1					*	Carburetter . Rear,		
	P026 S 0710W		1				*	*	Carburetter . Front,		
	P026 S 0711W		1				*	*	Carburetter . Rear,		
	Q026 S 0710W				1			*	Carburetter . Front,		
	Q026 S 0711W				1			*	Carburetter . Rear,		
	R026 S 0710W				1			*	Carburetter . Front,		
	R026 S 0710W				1			*	Carburetter . Rear,		
EG1	A074 E 6011Z		4					*	Choke . (30),		
	A036 E 6040Z				4			*	Choke . (33),		
	A036 E 6039Z				4			*	Choke . (32),		
EG2	A036 E 6059Z		4		4			*	Auxiliary Venturi.		
EG3	A074 E 6013Z		4					*	Jet. Main, (115),		
	A036 E 6042Z		4		4			*	Jet. Main, (120)(European small valve and Domestic big valve engines)		
	A036 E 6043Z				4			*	Jet. Main, (135),		
EG4	A036 E 6048Z		4		4			*	Jet. Idling, (50),		
	A074 E 6012Z		4					*	Jet. Idling, (45),		
	A036 E 6047Z				4			*	Jet. Idling, (47),		

PLATE	PART NO.	QUANTITY					STEERING		DESCRIPTION	CHANGE POINT	BULLETIN REF.
		ALL	T/C	T/C Fed.	Special	Spec. Fed.	LH	RH			
Ref: No.											
									<u>DELLORTO CARBURETTER.</u>		
EG5	A074 E 6015Z		4					*	Jet. Pump, (40),		
	A036 E 6056Z		4		4			*	Jet. Pump, (33),		
	A036 E 6057Z				4			*	Jet. Pump, (45),		
EG6	A036 E 6051Z		2		2			*	Jet. Starting, (70),		
EG7	A036 E 6053Z		4					*	Emulsion Tube. Main,		
	A036 E 6054Z		4		4			*	Emulsion Tube. Main, (Not Domestic small valve engines)		
EG8	A036 E 6055Z		2		2			*	Emulsion Tube. Starting,		
EG9	A074 E 6014Z		4					*	Jet. Main Air Corrector, (160),		
	A036 E 6045Z				4			*	Jet. Main Air Corrector, (130),		
	A036 E 6044Z		4		4			*	Jet. Main Air Corrector, (200),		
EG10	A036 E 6050Z		4		4			*	Jet. Idling Air Corrector,		
	A036 E 6049Z		4		4			*	Jet. Idling Air Corrector,		
EG11	A036 E 6060Z		2		2			*	Needle Valve.		
EG12	A036 E 6061Z		2		2			*	Float Assembly.		
	A036 E 6062Z		2		2			*	Float Assembly.		
EG13	A036 E 6063Z		1		1			*	Screw. Choke Cable,		
EG14	A036 E 6064Z		1		1			*	Support. Choke Cable,		
EG15	A036 E 6065Z		2		2			*	Plug. Starting Valve,		
EG16	A036 E 6066Z		2		2			*	Spring. Starting Valve,		

PLATE Ref: No.	PART NO.	QUANTITY					STEERING		DESCRIPTION	CHANGE POINT	BULLETIN REF.
		ALL	/C	/C Fed.	Special	Spec. Fed.	LH	RH			
									<u>DELLORTO CARBURETTER</u>		
EG17	A036 E 6067Z	2			2		*	*	Starting Valve.		
EG18	A036 E 6068Z	2			2		*	*	Cover. Float Chamber,		
EG19	A036 E 6069Z	2			2		*	*	Gasket. Float Chamber Cover,		
EG20	A036 E 6070Z	2			2		*	*	Gasket. Needle Valve,		
EG21	A036 E 6071Z	4			4		*	*	Screw. Jet Cover,		
EG22	A036 E 6072Z	4			4		*	*	Washer. Spring,		
EG23	A036 E 6073Z	2			2		*	*	Cover. Jet,		
EG24	A036 E 6074Z	8			8		*	*	Screw. Float Chamber Cover,		
EG25	A036 E 6075Z	2			2		*	*	Gasket. Jet Cover,		
EG26	A036 E 6076Z	8			8		*	*	Washer Spring. Float Chamber Cover,		
EG27	A036 E 6077Z	2			2		*	*	Control Shaft. Starting Valve,		
EG28	A036 E 6078Z	2			2		*	*	Washer. Spring,		
EG29	A036 E 6079Z	2			2		*	*	Plug. Control Shaft,		
EG30	A036 E 6080Z	2			2		*	*	Control Lever. Starting Valve,		
EG31	A036 E 6081Z	2			2		*	*	Return Spring.		
EG32	A036 E 6082Z	2			2		*	*	Bush. Return Spring,		
EG33	A036 E 6083Z	2			2		*	*	Washer. Spring,		
EG34	A036 E 6084Z	2			2		*	*	Nut.		
EG35	A036 E 6085Z	2			2		*	*	Gasket. Banjo Union,		
EG36	A036 E 6086Z	2			2		*	*	Pin. Float Assembly,		

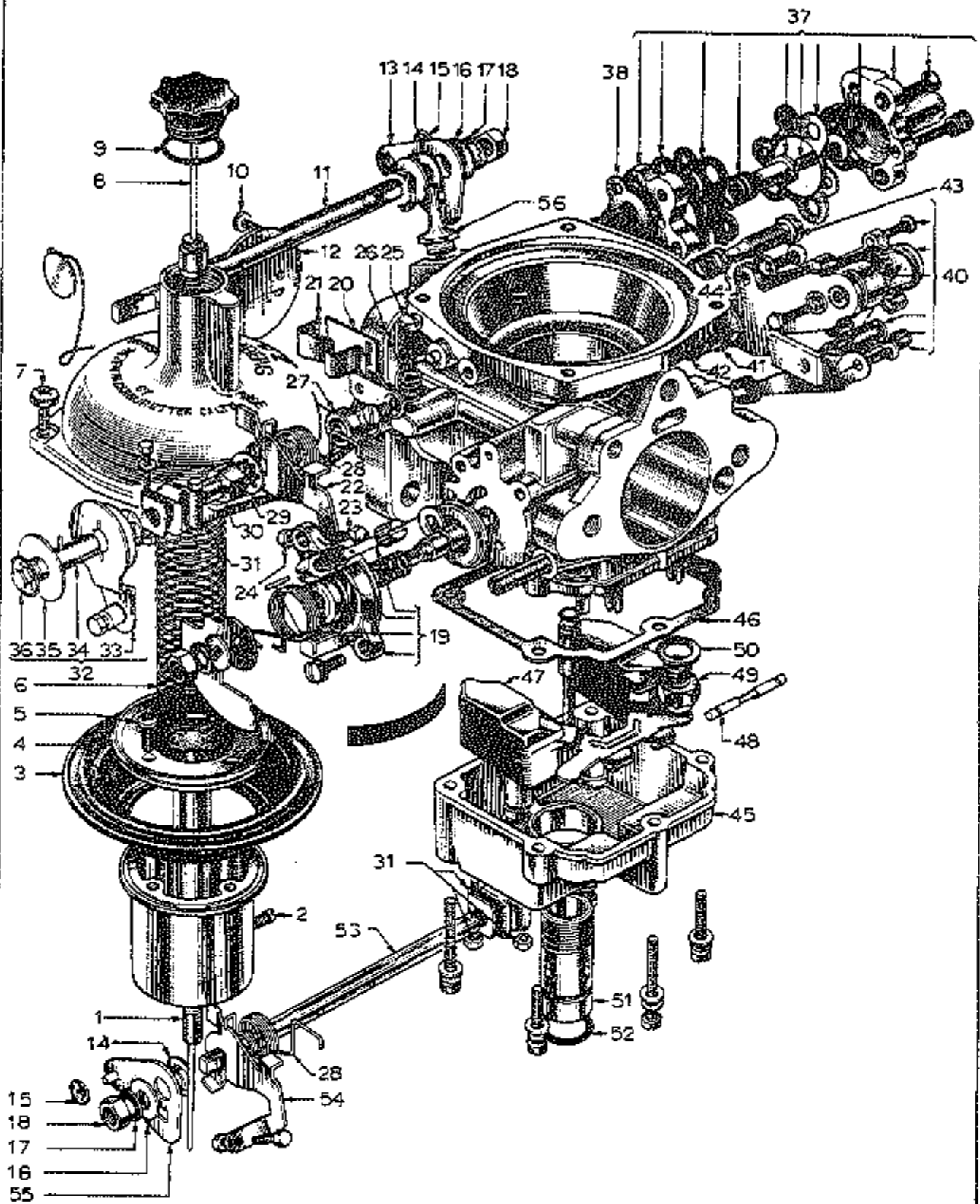
PLATE Ref: No.	PART NO.	QUANTITY					STEERING		DESCRIPTION	CHANGE POINT	BULLETIN REF
		ALL	T/C	T/C Fed.	Special	Spec. Fed.	LH	RH			
								<u>DELLORTO CARBURETTER</u>			
EG37	A036 E 6087Z		1		1			* *	Union. Banjo, (rear carb.)		
EG38	A036 E 6088Z		2		2			* *	Filter.		
EG39	A036 E 6089Z		2		2			* *	Gasket. Banjo Plug,		
EG40	A036 E 6090Z		2		2			* *	Plug. Banjo,		
EG41	A036 E 6091Z		1		1			* *	Union. Banjo, (front carb.)		
EG42	A036 E 6092Z		1		1			* *	Lever. Throttle Control,		
EG43	A036 E 6093Z		1		1			* *	Screw. Adjusting,		
EG44	A036 E 6094Z		2		2			* *	Spring. Adjusting Screw,		
EG45	A036 E 6095Z		4		4			* *	Washer. Plain,		
EG46	A036 E 6096Z		4		4			* *	Gasket.		
EG47	A036 E 6097Z		4		4			* *	Screw. Idling Mixture,		
EG48	A036 E 6098Z		4		4			* *	Spring. Idling Mixture,		
EG49	A036 E 6099Z		4		4			* *	Plug. Pump Jet,		
EG50	A036 E 6100Z		4		4			* *	Gasket. Pump Jet - small,		
EG51	A036 E 6101Z		4		4			* *	Gasket. Pump Jet - large,		
EG52	A036 E 6102Z		4		4			* *	Plug.		
EG53	A036 E 6103Z		4		4			* *	Plug. Pressure Connection,		
EG54	A036 E 6104Z		4		4			* *	Plug. Delivery Valve Seat,		
EG55	A036 E 6105Z		4		4			* *	Stuffing. Delivery Valve,		
EG56	A036 E 6106Z		4		4			* *	Outlet Valve.		

PLATE Ref: No.	PART NO.	QUANTITY					STEERING		DESCRIPTION	CHANGE POINT	BULLETIN REF.
		ALL	T/C	T/C Fed.	Special	Spec. Fed.	LH	RH			
									<u>DELLORTO CARBURETTER</u>		
EG57	A036 E 6107Z		4		4		*	*	Gasket.		
EG58	A036 E 6108Z		4		4		*	*	Nut.		
EG59	A036 E 6109Z		4		4		*	*	Plate Retaining.		
EG60	A036 E 6110Z		1		1		*	*	Spacer.		
EG61	A036 E 6111Z		4		4		*	*	Washer Distance,		
EG62	A036 E 6112Z		4		4		*	*	Ball Bearing.		
EG63	A036 E 6113Z		2		2		*	*	Spring. Pump Diaphragm,		
EG64	A036 E 6114Z		2		2		*	*	Pump. Diaphragm,		
EG65	A036 E 6159Z		2		2		*	*	Washer.		
EG66	A036 E 6116Z		2		2		*	*	Spring. Pump Rod,		
EG67	A036 E 6117Z		2		2		*	*	Nut. Adjusting,		
EG68	A036 E 6118Z		2		2		*	*	Nut. Locking,		
EG69	A036 E 6.60Z		2		2		*	*	Pump. Cover,		
EG70	A036 E 6120Z		8		8		*	*	Washer. Spring,		
EG71	A036 E 6121Z		8		8		*	*	Screw. Pump Cover,		
EG72	A036 E 6122Z		2		2		*	*	Gasket. Pump Body,		
EG73	A036 E 6123Z		2		2		*	*	Pump Body.		
EG74	A036 E 6124Z		2		2		*	*	Inlet Valve.		
EG75	A036 E 6125Z		2		2		*	*	Gasket. Inlet Valve,		
EG76	A036 E 6161Z		4		4		*	*	Screw. Auxiliary Venturi Fixing,		

PLATE Ref: No.	PART NO.	QUANTITY					STEERING		DESCRIPTION	CHANGE POINT	BULLETIN REF.
		ALL	T/C	I/C Fed.	Special	Spec Fed.	LH	RH			
<u>DELLORTO CARBURETTER</u>											
EG77	A036 E 6127Z		4		4		*	*	Nut. Fixing Screw,		
EG78	A036 E 6128Z		4		4		*	*	Stud.		
EG79	A036 E 6129Z		2		2		*	*	Spring. Throttle Shaft Return,		
EG80	A036 E 6130Z		2		2		*	*	Screw Pump Control Lever,		
EG81	A036 E 6162Z		2		2		*	*	Rod. Lever and Pump Control,		
EG82	A036 E 6132Z		4		4		*	*	Throttle.		
EG83	A036 E 6133Z		8		8		*	*	Screw. Throttle,		
EG84	A036 E 6134Z		8		8		*	*	Washer. Spring,		
EG85	A036 E 6135Z		8		8		*	*	Screw. Pump Body,		
EG86	A036 E 6136Z		2		2		*	*	Shaft. Throttle,		
EG87	A036 E 6137Z		1				*	*	Pin Split,		
EG88	A036 E 6138Z		1		1		*	*	Pin. Control Lever,		
EG89	A036 E 6139Z		1		1		*	*	Spring. Pin,		
EG90	A036 E 6140Z		1		1		*	*	Control Lever.		
EG91	A036 E 6141Z		1		1		*	*	Screw. Control Lever,		
EG92	A036 E 6142Z		1		1		*	*	Washer. Spring,		
EG93	A036 E 6143Z		1		1		*	*	Screw. Fixing,		
EG94	A036 E 6144Z		1		1		*	*	Rod.		
EG95	A036 E 6145Z		1		1		*	*	Washer Plain,		
EG96	A036 E 6146Z		1		1		*	*	Screw. Cable Securing,		

10/1

PLATE Ref: No.	PART NO.	QUANTITY					STEERING		DESCRIPTION	CHANGE POINT	BULLETIN REF.
		ALL	T/C	T/C Fed.	Special	Spec. Fed.	LH	RH			
									<u>DELLORTO CARBURETTER</u>		
EG97	A036 E 6147Z		4		4		*	*	Gasket.		
EG98	A036 E 6148Z		8		8		*	*	Screw. Horn Retaining,		
EG99	A036 E 6149Z		8		8		*	*	Nut.		
EG100	A036 E 6150Z		8		8		*	*	Washer. Spring,		
EG101	A036 E 6151Z		4		4		*	*	Air Horn.		
EG102	A074 E 0464Z		1		1		*	*	Spring. Throttle Return,		
	A036 E 6163		AR		AR		*	*	Gasket Set, comprising:		
									Float Chamber Cover Gasket (1)		
									Needle Valve Gasket (1)		
									Jet Cover Gasket (1)		
									Banjo Union Gasket (1)		
									Banjo Union Plug Gasket (1)		
									Pump Jet Gasket (2)		
									Pump Jet Plug Gasket (2)		
									Idling Air Jet Gasket (2)		
									Pump Body Gasket (1)		
									Carburetter to Manifold Gasket (4)		



QUANTITY

STEERING
LH RH

PLATE PART NO.

Ref: No.

ALL

T/C

T/C Fed.

Special

Spec. Fed.

DESCRIPTION

CHANGE POINT

BULLETIN REF.

ZENITH - STROMBERG

	M026 S 0710W		1	1					Carburetter. Front,
	M026 S 0711W		1	1					Carburetter. Rear,
EGF1	A036 S 6173Z		2	2					Needle. Metering, (Non - adjustable-BIG)
EGF2	A036 S 6023Z		2	2					Screw. Locking,
EGF3	A036 S 6024Z		2	2					Diaphragm.
EGF4	A036 S 6025Z		2	2					Retaining Ring.
EGF5	A036 S 6026Z		8	8					Screw.
EGF6	A036 S 6191Z		2	2					Spring. Air Valve, (light blue)
EGF7	A036 S 6029Z		8	8					Screw. Top Retaining, - c/wWasher,
EGF8	A036 S 6181W		2	2					Damper Assembly.
EGF9	A036 S 6192Z		2	2					'O' Ring. Damper Assembly,
EGF10	A036 S 6035Z		4	4					Screw. Throttle Attachment,
EGF11	A036 S 6036Z		1	1					Throttle Spindle. Front Carb,
EGF12	A036 S 6037Z		2	2					Throttle.
EGF13	A036 S 6040Z		1	1					Lever. Floating, Front Carb,
EGF14	A036 S 6041Z		2	2					Bush.
EGF15	A036 S 6042Z		2	2					Lockwasher.
EGF16	A036 S 6043Z		2	2					Washer. Plain,
EGF17	A036 S 6044Z		2	2					Washer. Shakeproof,

PLATE Ref: No.	PART NO.	QUANTITY					STEERING		DESCRIPTION	CHANGE POINT	BULLETIN REF.
		ALL	T/C	T/C Fed.	Special	Spec. Fed.	LH	RH			
									ZENITH - STROMBERG.		
EGF18	A036 S 6045Z			2		2			Nut.		
EGF19	A036 S 6187W			1		1			Starter Assembly. Complete,		
	A036 S 6074Z			2		2			Screw. Attachment,		
	A036 S 6149Z			2		2			Washer. Shakeproof,		
EGF20	A036 S 6052Z			1		1			Bracket. Starter Control, - c/w Clip,		
EGF21	A036 S 6053Z			1		1			Clip.		
	A036 S 6054Z			1		1			Screw. Attachment,		
EGF22	A036 S 6057Z			1		1			Lever. Throttle Stop and Fast Idle, (front carb.)		
EGF23	A036 S 6058Z			1		1			Screw. Fast Idle,		
EGF24	A036 S 6059Z			1		1			Locknut. Fast Idle,		
EGF25	A036 S 6051Z			2		2			Screw. Throttle Stop,		
EGF26	A036 S 6050Z			2		2			Spring.		
EGF27	A036 S 6125Z			4		4			Seal. Throttle Spindle,		
EGF28	A036 S 6056Z			2		2			Spring. Throttle Return,		
EGF29	A036 S 6060Z			1		1			Tabwasher.		
EGF30	A036 S 6061Z			1		1			Nut. Extension,		
EGF31	A036 S 6062Z			2		2			Coupling.		
	A036 S 6157Z			4		4			Screw. Attaching,		
	A036 S 6159Z			4		4			Washer. Attaching,		
	A036 S 6158Z			4		4			Nut. Attaching,		

PLATE Ref: No.	PART NO.	QUANTITY					STEERING		DESCRIPTION	CHANGE POINT	BULLETIN REF.
		ALL	T/C	T/C Fed.	Special	Spec. Fed.	LH	RH			
EGF32	A036 S 6068W		1			1			Assembly. Coupling Spindle and Throttle Lever, comprising: Lever. Throttle, Spindle. Coupling, Washer, Washer. Starlock, Valve. By-Pass, Gasket. Screw. Attaching, - c/w Washer, Temperature Compensator Assembly. Seal. Seal. Screw. Attaching, Washer. Shakeproof, Screw. Trimmer, Spring. Floatchamber. Screw. Attaching, (long)- c/w Washer, Screw. Attaching, (short)- c/w Washer, Gasket. Float and Arm Assembly. Pivot.		
EGF33	A036 S 6063Z		1			1					
EGF34	A036 S 6065Z		1			1					
EGF35	A036 S 6066Z		2			2					
EGF36	A036 S 6067Z		2			2					
EGF37	A036 S 6185W		1			1					
EGF38	A907 E 6139Z		1			1					
	A036 S 6087Z		3			3					
EGF40	A036 S 6186W		2			2					
EGF41	A036 S 6123Z		2			2					
EGF42	A036 S 6124Z		2			2					
	A036 S 6122Z		4			4					
	A036 S 6141Z		4			4					
EGF43	A036 S 6113Z		2			2					
EGF44	A036 S 6114Z		2			2					
EGF45	A036 S 6086X		2			2					
	A036 S 6088Z		8			8					
	A036 S 6087Z		4			4					
EGF46	A036 S 6082Z		2			2					
EGF47	A907 E 6141Z		2			2					
EGF48	A036 S 6085Z		2			2					

QUANTITY

STEERING
LH RH

PLATE PART NO.

Ref: No.

ALL

T/C

T/C Fed.

Special

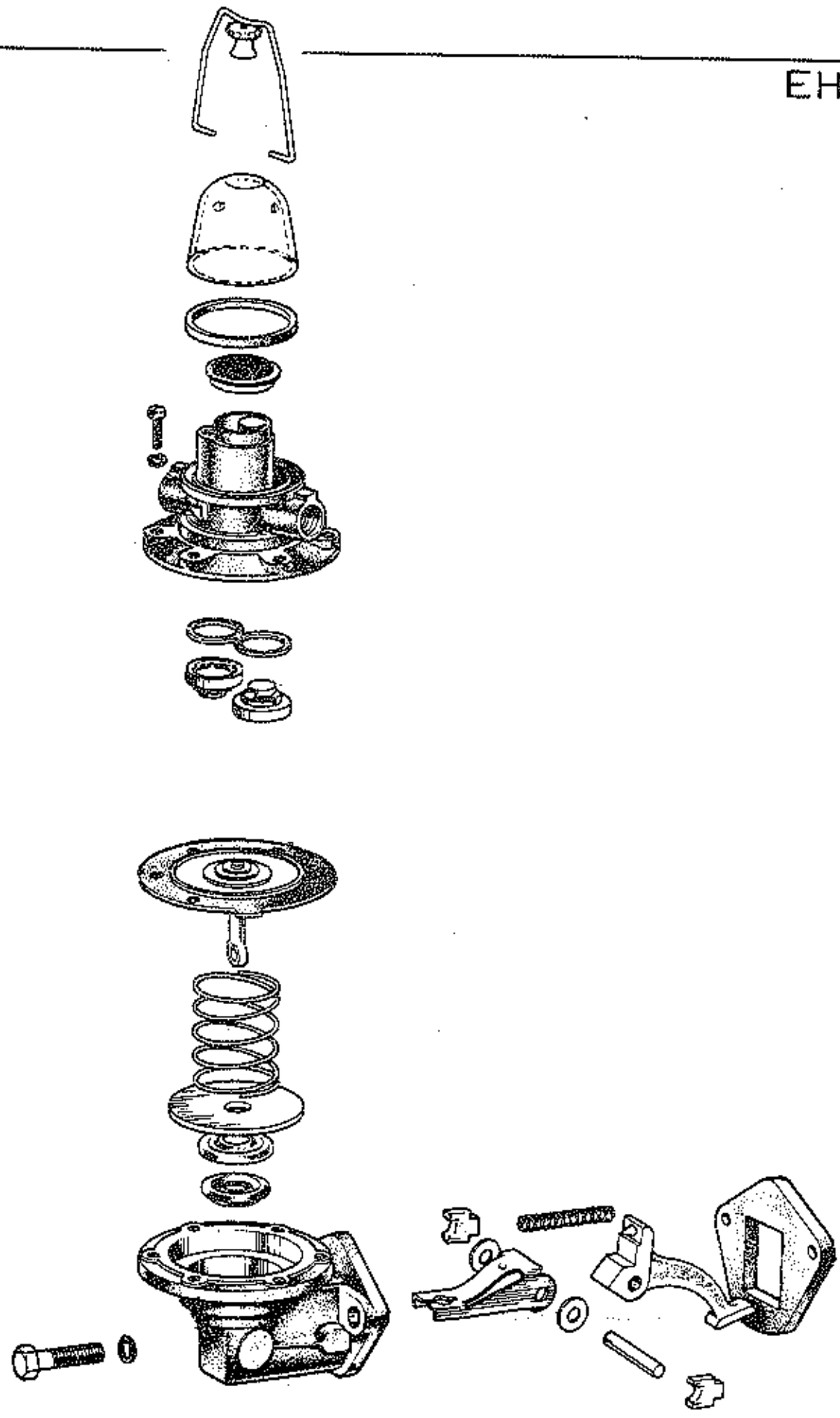
Spec. Fed.

DESCRIPTION

CHANGE POINT BULLETIN REF.

EGF49	A036 S 6130Z	2			2				Valve. Needle,		
EGF50	A036 S 6083Z	2			2				Washer. Needle Valve,		
EGF51	A907 E 6147Z	2			2				Plug. Floatchamber, - c/w 'O' Ring,		
EGF52	A036 S 6090Z	2			2				'O' Ring.		
EGF53	A036 S 6188Z	1			1				Throttle Spindle. Rear Carb.,		
EGF54	A036 S 6189Z	1			1				Lever. Throttle Stop and Fast Idle. (rear carb.)		
EGF55	A036 S 6190Z	1			1				Lever. Floating, (rear carb.)		
EGF56	A907 E 6130Z	2			2				Adaptor. Ignition,		
	A036 S 6162Z	AR			AR				Gasket Set. 12,000 miles, (20,000 km.)		
	A036 S 6163Z	AR			AR				Gasket Set. 24,000 miles, (40,000 km.)		
	A036 S 6164Z	AR			AR				Gasket Set. Carburetters to Engine,		

EH



E 103

PLATE PART NO.
Ref: No.

QUANTITY

ALL

T/C

T/C Fed.

Special

Spec. Fed.

STEERING
LH RH

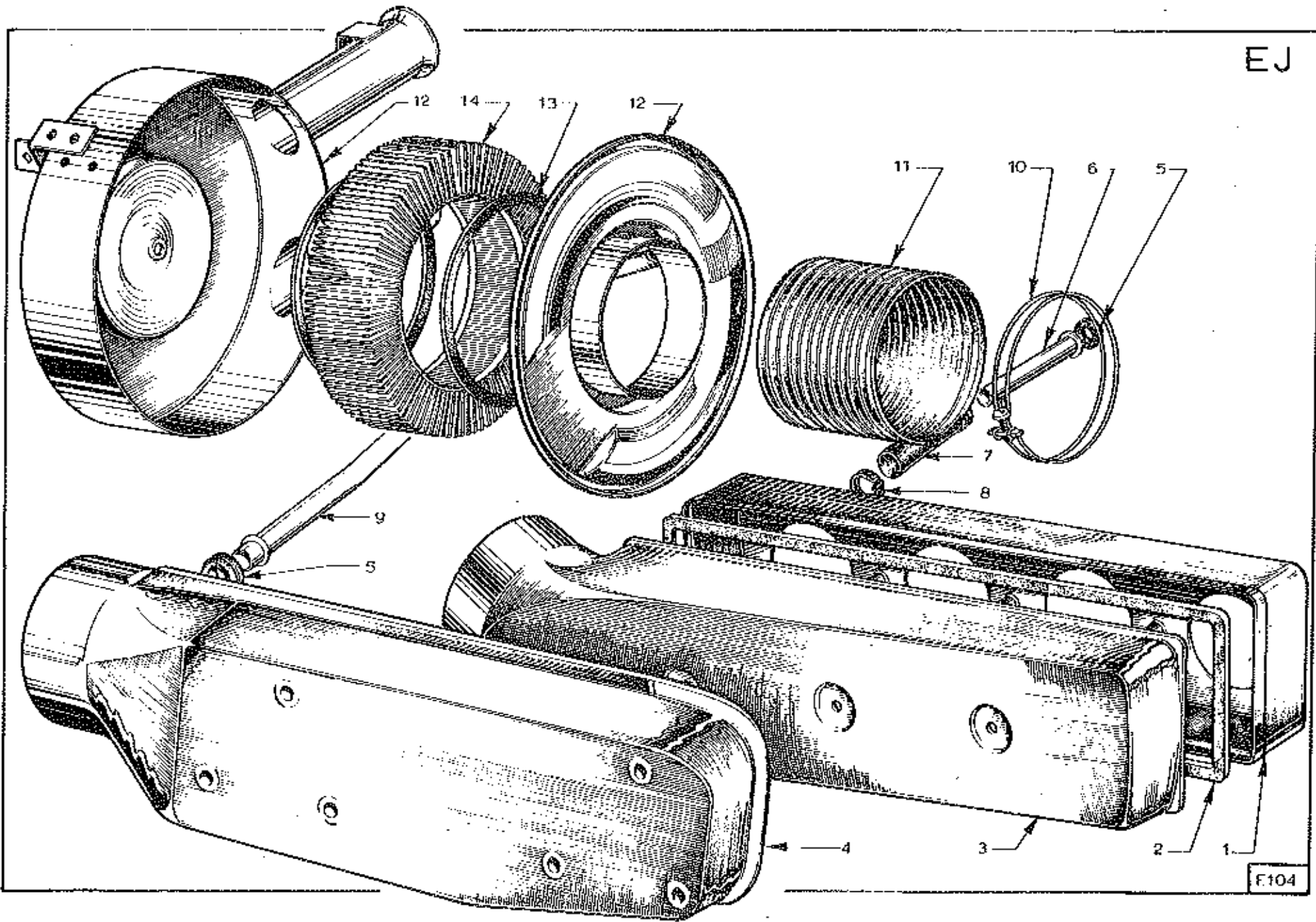
DESCRIPTION

CHANGE POINT BULLETIN REF.

EH X026 E 0370W 1

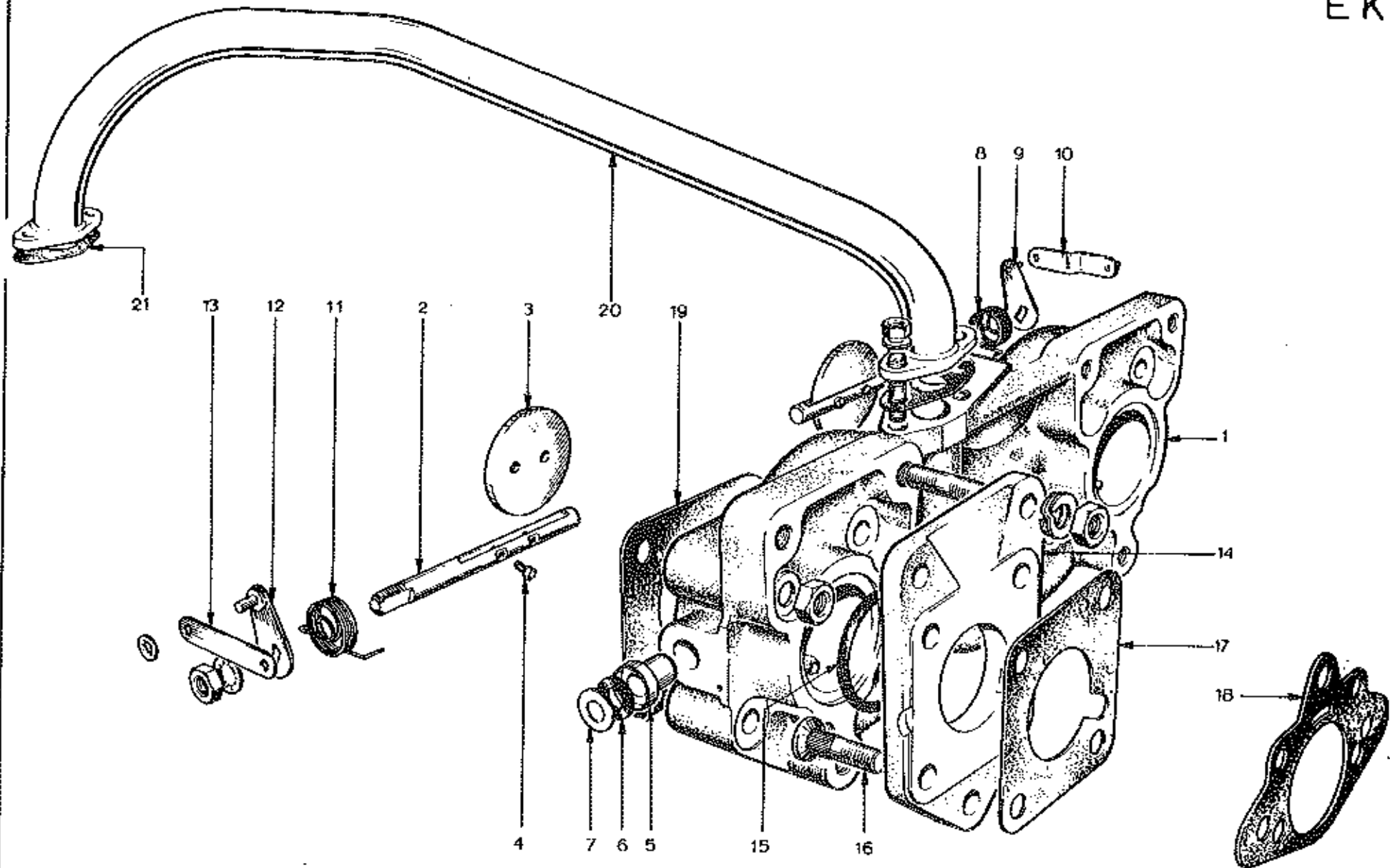
Assembly. Fuel Pump.

EJ



F104

EK



E 100

PLATE Ref: No.	PART NO.	QUANTITY					STEERING		DESCRIPTION	CHANGE POINT	BULLETIN REF.
		ALL	T/C	T/C Fed.	Special	Spec. Fed.	LH	RH			
	X026 S 0109W			1		1			Assembly. Secondary Throttle comprising: Body. Secondary Throttle, Spindle. Plate. Throttle, Screw. Plate Securing, Bush. Spindle, Seal. Retainer. Seal, Spring. Return, (front) Lever. Throttle, (front) Nut. Securing, Washer. Shakeproof, Link. Coupling (front) Washer. Starlock, Spring. Return (rear) Lever. Throttle, (rear) Nut. Securing, Washer. Shakeproof, Link. Coupling, (rear) Washer. Starlock,		
EK1	X026 S 0110Y			1		1					
EK2	X026 S 0117Z			2		2					
EK3	X026 S 0118Z			2		2					
EK4	X036 S 6008Z			4		4					
EK5	X026 S 0121Z			2		2					
EK6	X026 S 0123Z			2		2					
EK7	X026 S 0122Z			2		2					
EK8	X026 S 0119Z			1		1					
EK9	X026 S 0124Z			1		1					
	X036 S 6009Z			1		1					
	X036 S 6010Z			1		1					
EK10	X036 S 6038Z			1		1					
	X036 S 6042Z			1		1					
EK11	X026 S 0120Z			1		1					
EK12	X026 S 0125Z			1		1					
	X036 S 6009Z			1		1					
	X036 S 6010Z			1		1					
EK13	X026 S 0126Z			1		1					
	X036 S 6042Z			1		1					

QUANTITY

STEERING
LH RH

PLATE PART NO.

Ref: No.

ALL

T/C

T/C Fed.

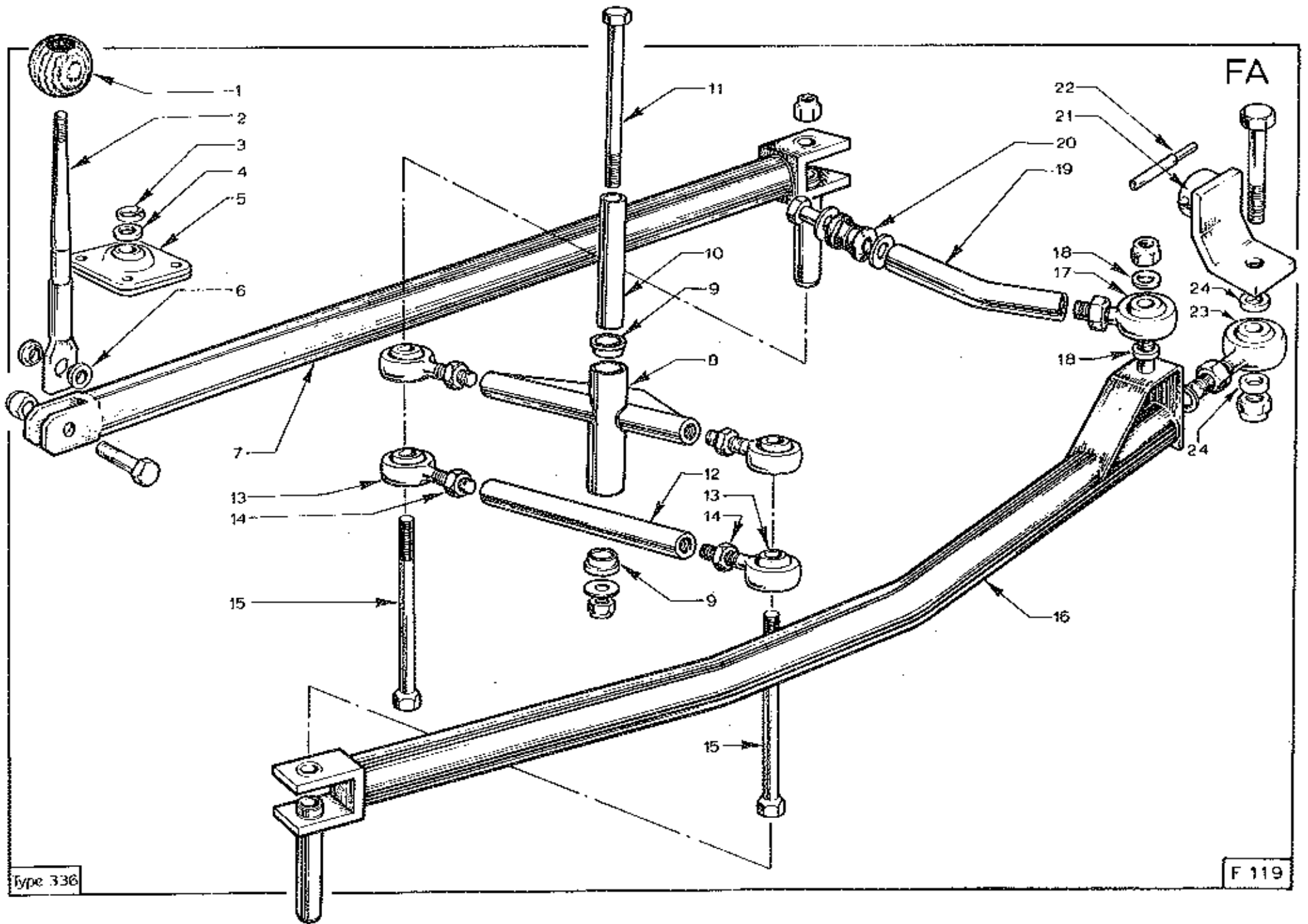
Special

Spec. Fed.

DESCRIPTION

CHANGE POINT BULLETIN REF.

PLATE	PART NO.	ALL	T/C	T/C Fed.	Special	Spec. Fed.	STEERING LH RH	DESCRIPTION	CHANGE POINT	BULLETIN REF.
	A036 S 0173Z			4		4		Stud. Crossover Pipe,		
EK14	A026 S 0009A			2		2		Flange. Adaptor,		
EK15	B026 S 0086A			2		2		'O' Ring		
	A036 S 0172Z			6		6		Stud, Flange to Throttle Body,		
	1168			6		6		Washer. Thackery, (replaced by A036 E 0806W)		
	A036 E 0806W			6		6		Assembly. Rubber Ring,		
	118			12		12		Washer. Plain,		
	211			6		6		Nut		
EK16	46			8		8		Stud. Flange to Carburetter,		
	211			8		8		Nut		
EK17	X026 S 0107Z			2		2		Gasket. Flange to Carburetter,		
EK18	X026 S 0106Z			2		2		Gasket. Carburetter to Airbox,		
EK19	X026 S 0108Z			2		2		Gasket. Throttle Body to Cylinder Head,		
EK20	X026 S 0111Z			2		2		Pipe. Cross-over,		
	X026 S 0114Z			4		4		Gasket. Cross-over Pipe,		
	A036 S 0173Z			4		4		Stud. Pipe to Exhaust Manifold,		
	205D			8		8		Nut. Cross-over Pipe Securing,		
	110			8		8		Washer. Plain,		

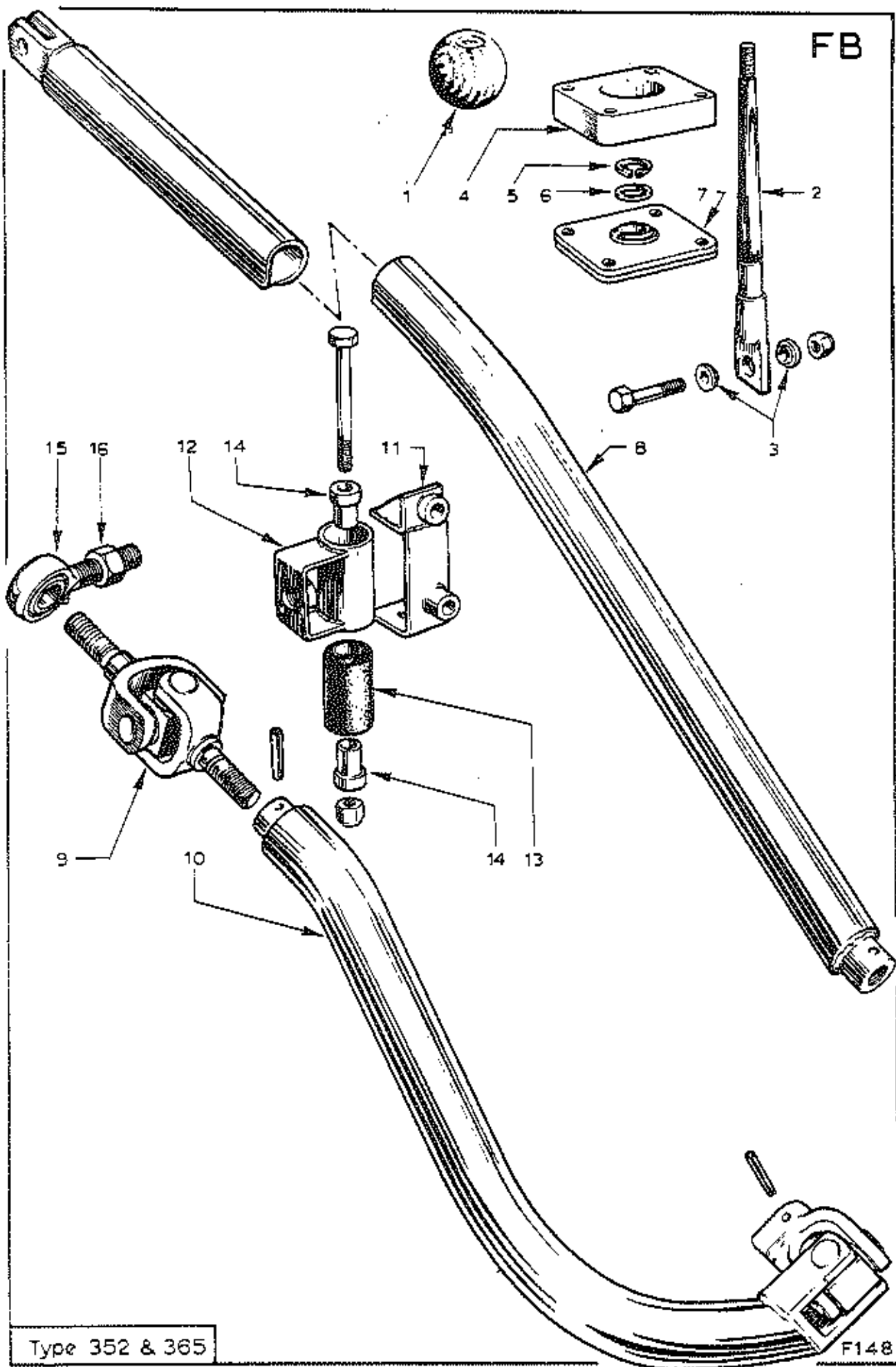


Type 336

F 119

PLATE Ref: No.	PART NO.	QUANTITY					STEERING		DESCRIPTION	CHANGE POINT	BULLETIN REF
		ALL	T/C	T/C Fed.	Special	Spec. Fed.	LH	RH			
									TYPE 336 GEARBOX.		
FA1	X054 F 0002A		1	1			*	*	Knob. Gear Lever,		
FA2	A065 F 0155Y		1	1			*	*	Lever. Gear,		
FA3	X046 F 6156Z		1	1			*	*	Circlip.		
FA4	X065 F 0156Z		1	1			*	*	Spacer.		
FA5	A065 F 6003Z		1	1			*	*	Ball Joint.		
	A065 F 0171Z		1	1			*	*	Plate. Bearing, Upper		
	A065 F 0172Z		1	1			*	*	Plate. Bearing, Lower		
	A074 F 0290Z		1	1			*	*	Plate. Spacer,		
	41		4	4			*	*	Screw. Attaching,		
	A03 W 0605		4	4			*	*	Washer.		
	203		4	4			*	*	Nut.		
FA6	X046 F 6153Z		2	2			*	*	Bush. Lever to Front Link,		
	3B		1	1			*	*	Bolt. Lever to Link Attaching,		
	208		1	1			*	*	Nut.		
FA7	A074 F 0175Z		1	1			*	*	Link. Front Longitudinal,		
FA8	B054 F 0127Z		1	1			*	*	Lever. Relay,		
FA9	X046 F 6163Z		2	2			*	*	Bush.		
FA10	X054 F 0151Z		1	1			*	*	Tube. Swivel,		
FA11	6C		1	1			*	*	Bolt.		

PLATE Ref: No.	PART NO.	QUANTITY					STEERING		DESCRIPTION	CHANGE POINT	BULLETIN REF
		ALL	T/C	T/C Fed.	Special	Spec. Fed.	LH	RH			
	110A		1	1			*	*	Washer.		
	YUFN 040F		1	1			*	*	Nut.		
FA12	A065 F 0160Z		1	1			*	*	Tube. Link,		
FA13	A065 F 6000Z		4	4			*	*	Ball Joint.		
FA14	AUFN 050FZ		4	4			*	*	Nut.		
FA15	A065 F 0164Z		2	2			*	*	Bolt.		
	211		2	2			*	*	Nut.		
FA16	A074 F 0176 Z		1	1			*	*	Link. Rear Longitudinal,		
FA17	A065 F 6000Z		1	1			*	*	Ball Joint.		
FA18	A065 F 0170Z		2	2			*	*	Spacer.		
FA19	A074 F 0179Z		1	1			*	*	Link. Location,		
FA20	X054 F 6003Z		2	2			*	*	Grommet.		
	13C		1	1			*	*	Bolt.		
	118		2	2			*	*	Washer.		
FA21	A074 F 0178Z		1	1			*	*	Actuator. Gearbox,		
FA22	X046 F 6151Z		1	1			*	*	Pin. Tension,		
FA23	A065 F 6001Z		1	1			*	*	Ball Joint.		
	121		1	1			*	*	Washer. Ball Joint to Link,		
	216		1	1			*	*	Nut. Ball Joint to Link,		
FA24	A065 F 0170Z		2	2			*	*	Spacer.		
	26		1	1			*	*	Bolt. Ball Joint to Actuator,		
	215		1	1			*	*	Nut.		



FB

Type 352 & 365

F148

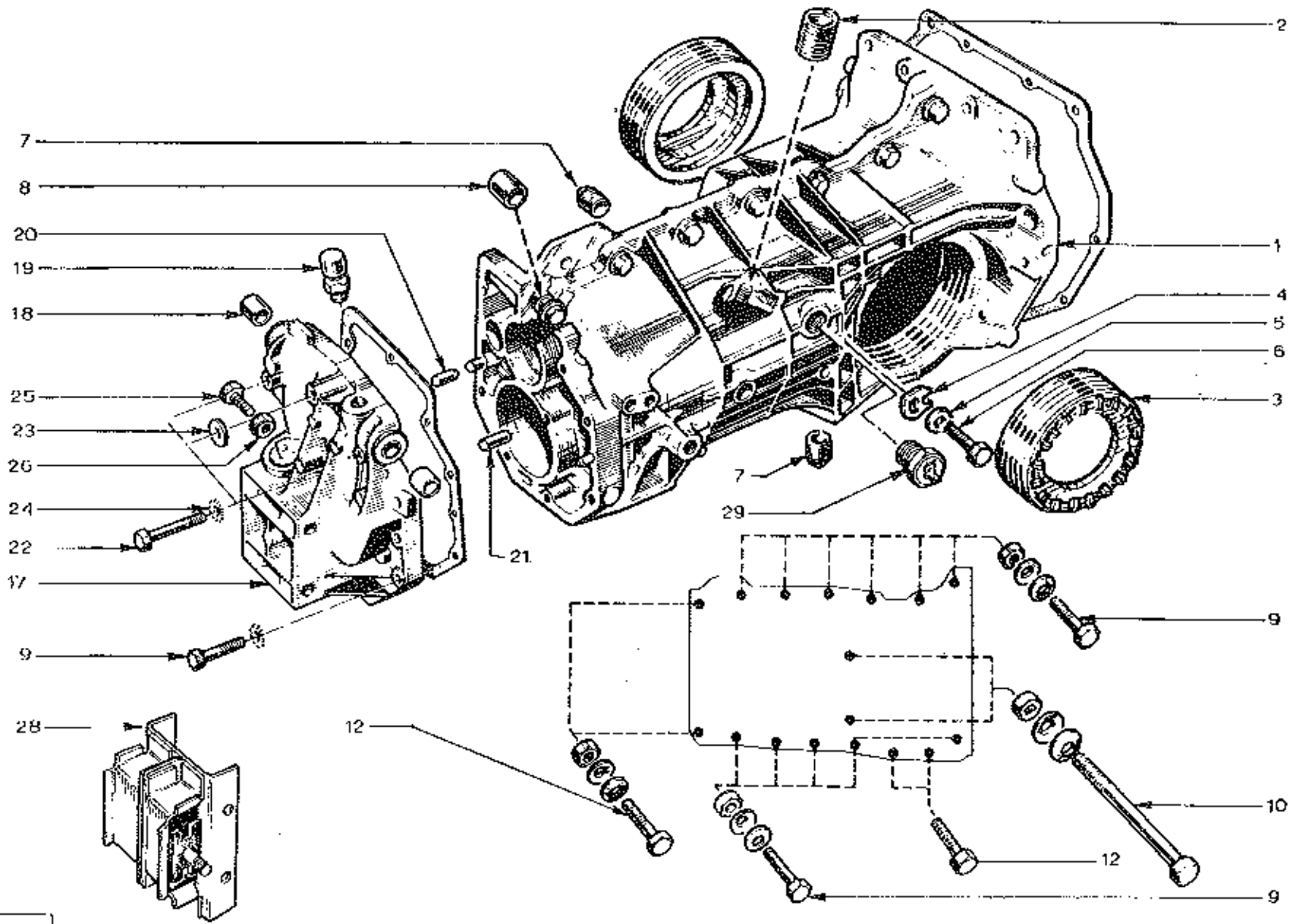
PLATE	PART NO.	QUANTITY					STEERING		DESCRIPTION	CHANGE POINT	BULLETIN REF.
		ALL	T/C	T/C Fed.	Special	Spec. Fed.	LH	RH			
Ref: No.											
FB1	A050 F 0002A	1							TYPE 352 AND 365 GEARBOX		
	A074 F 0002Z				1		*	*	Knob. Gear Lever, (325 Gearbox)		
FB2	A074 F 0196Z	1							Knob. Gear Lever, (365 Gearbox)		
FB3	A074 F 0196Z	1							Lever. Gear,		
	X046 F 6153Z	2							Bush. Lever to Front Link,		
	3B	1							Bolt. Lever to Link Attaching,		
	20B	1							Nut.		
FB4	B074 F 0207Z	1							Plate. Spacer,		
FB5	X046 F 6156Z	1							Circlip.		
FB6	X065 F 0156Z	1							Spacer.		
FB7	A065 F 6003Z	1							Ball Joint.		
	A065 F 0171Z	1							Plate. Bearing, Upper		
	A065 F 0172Z	1							Plate. Bearing, Lower		
	41	4							Screw. Attaching,		
	A03 W 0605	4							Washer.		
	203	4							Nut.		
FB8	B074 F 0201Z		1	1			*	*	Link. Front Longitudinal,		
	A074 F 0209Z				1	1	*	*	Link. Front Longitudinal,		
FB9	A074 F 0194Z	1							Joint Universal.		
FB10	B074 F 0204Z	1							Link. Rear Longitudinal,		
	C074 F 0204Z	1							Link. Rear Longitudinal,		
	A074 F 0210Z				1	1	*	*	Link. Rear Longitudinal, (type 365 Gearbox only)		

352 Gearboxes up to Ser. No. 17000.
352 Gearboxes from Ser. No. 17000.

501

PLATE Ref: No.	PART NO.	QUANTITY					STEERING		DESCRIPTION	CHANGE POINT	BULLETIN REF.
		ALL	T/C	T/C Fed.	Special	Spec. Fed.	LH	RH			
	A074 F 6012Z	3							Pin. Spirol,		
FB11	C074 F 0187Z	1							Bracket. 'A' Pivot,		
FB12	C074 F 0188Z	1							'A' Pivot.		
FB13	A050 C 6042Z	1							Bush.		
FB14	A074 F 0219Z	2							Spacer.		
	XUFB 0440	1							Bolt. 'A' Pivot,		
	208	1							Nut.		
FB15	A074 F 6011Z	1							Ball Joint.		
FB16	219C	1							Locknut.		
	128G	1							Washer. Shakeproof,		

FC



Type 336

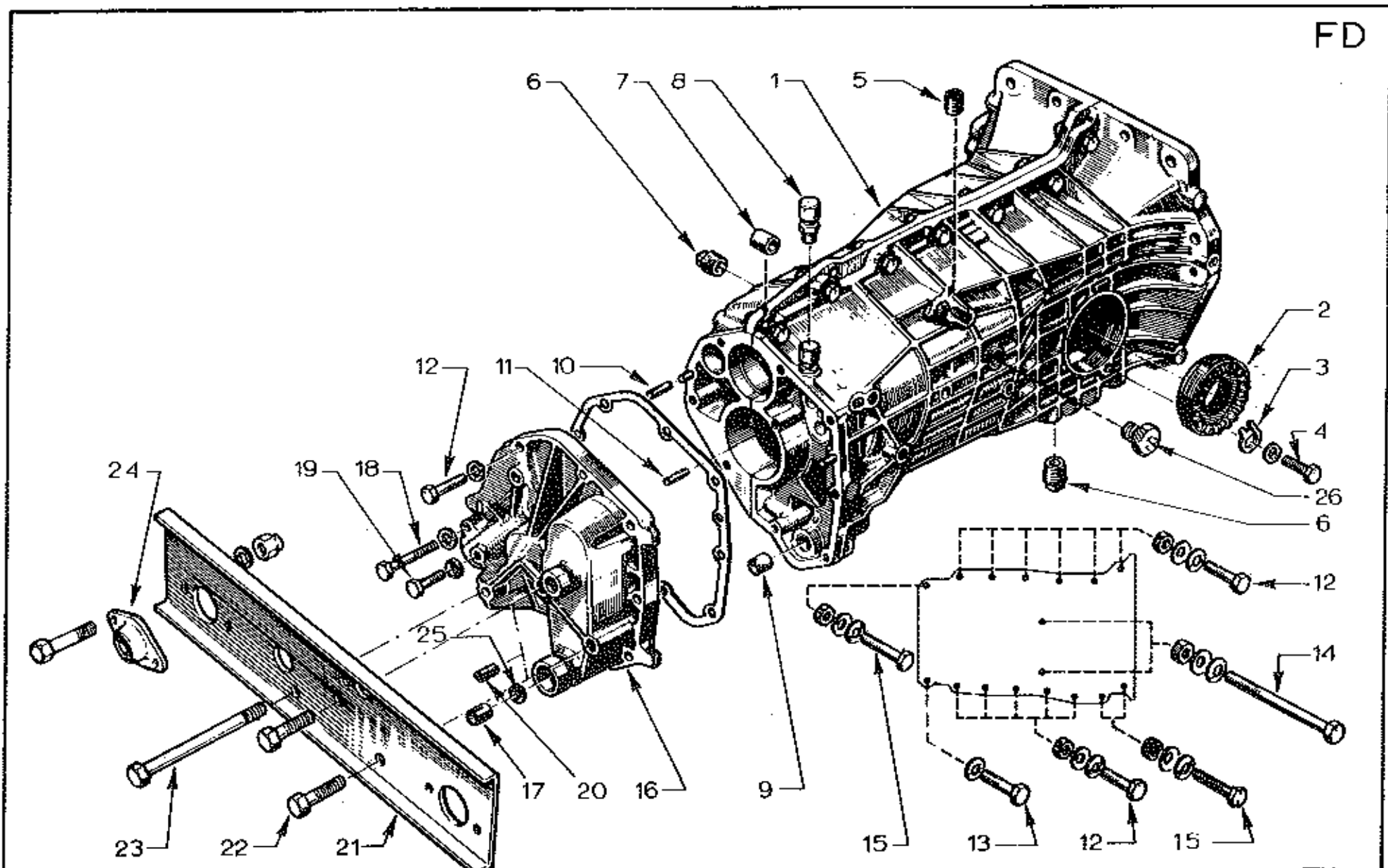
F106

PLATE Ref: No.	PART NO.	QUANTITY					STEERING		DESCRIPTION	CHANGE POINT	BULLETIN REF.
		ALL	T/C	T/C Fed.	Special	Spec. Fed.	LH	RH			
									<u>TYPE 336 GEARBOX</u>		
	A074 F 6002W	1	1				*	*	Gearbox Assembly		
FC1	B046 F 6014Z	1	1				*	*	Gearbox Casing		
FC2	X046 F 6013Z	1	1				*	*	Helicoil Insert		
FC3	X046 F 6001Z	2	2				*	*	Nut. Bearing Retaining,		
FC4	X046 F 6015Z	2	2				*	*	Tabwasher.		
FC5	A046 W 6083Z	2	2				*	*	Washer.		
FC6	A046 W 6019Z	2	2				*	*	Bolt.		
FC7	A074 F 6046Z	2	2				*	*	Plug. Oil Filler/Drain, (replaces X046 F 6002Z).		
FC8	X046 F 6003Z	2	2				*	*	Spacer.		
FC9	A046 W 6086Z	16	16				*	*	Bolt. 7 X 30,		
	A046 W 6085Z	11	11				*	*	Washer.		
	A046 W 6093Z	5	5				*	*	'Star' Washer.		
	A064 W 6084Z	12	12				*	*	Nut.		
FC10	A046 W 6088Z	2	2				*	*	Bolt. 8 X 110,		
	A046 W 6091Z	4	4				*	*	Washer.		
	A046 W 6087Z	2	2				*	*	Nut.		
FC12	A046 W 6090Z	4	4				*	*	Bolt. 7 X 40,		
	A046 W 6085Z	4	4				*	*	Washer.		
	A046 W 6084Z	2	2				*	*	Nut.		

L41

PLATE Ref: No.	PART NO.	QUANTITY					STEERING		DESCRIPTION	CHANGE POINT	BULLETIN REF
		ALL	T/C	T/C Fed.	Special	Spec. Fed.	LH	RH			
									<u>TYPE 336 GEARBOX</u>		
FC17	B046 F 6008Z	1	1						Rear Casing		
FC18	A046 F 6006Z	2	2			*	*		Bush. (replaces X0A46 F 6006Z).		
FC19	X046 F 6005Z	1	1			*	*		Breather.		
FC20	X046 F 6004Z	2	2			*	*		Dowel Pin.		
FC21	X046 F 6009Z	1	1			*	*		Dowel Pin.		
FC22	A046 F 6092Z	3	3			*	*		Bolt. 7 X 50,		
	A046 W 6093Z	5	5			*	*		'Star' Washer.		
FC23	A046 W 6036Z	1	1			*	*		Washer.		
FC25	A046 W 6095Z	1	1			*	*		Bolt.		
FC26	A046 W 6094Z	1	1			*	*		Nut.		
FC28	B046 F 6195Z	1	1			*	*		Mounting.		
	X046 E 6462Z	2	2			*	*		Bolt. Mounting Attaching,		
	A046 W 6002Z	2	2			*	*		Washer.		
	A046 W 6105Z	2	2			*	*		Nut.		
FC29	A065 M 6002Z	1	1			*	*		Switch. Reversing Lights, - C/W Washer,		

FD



Type 352

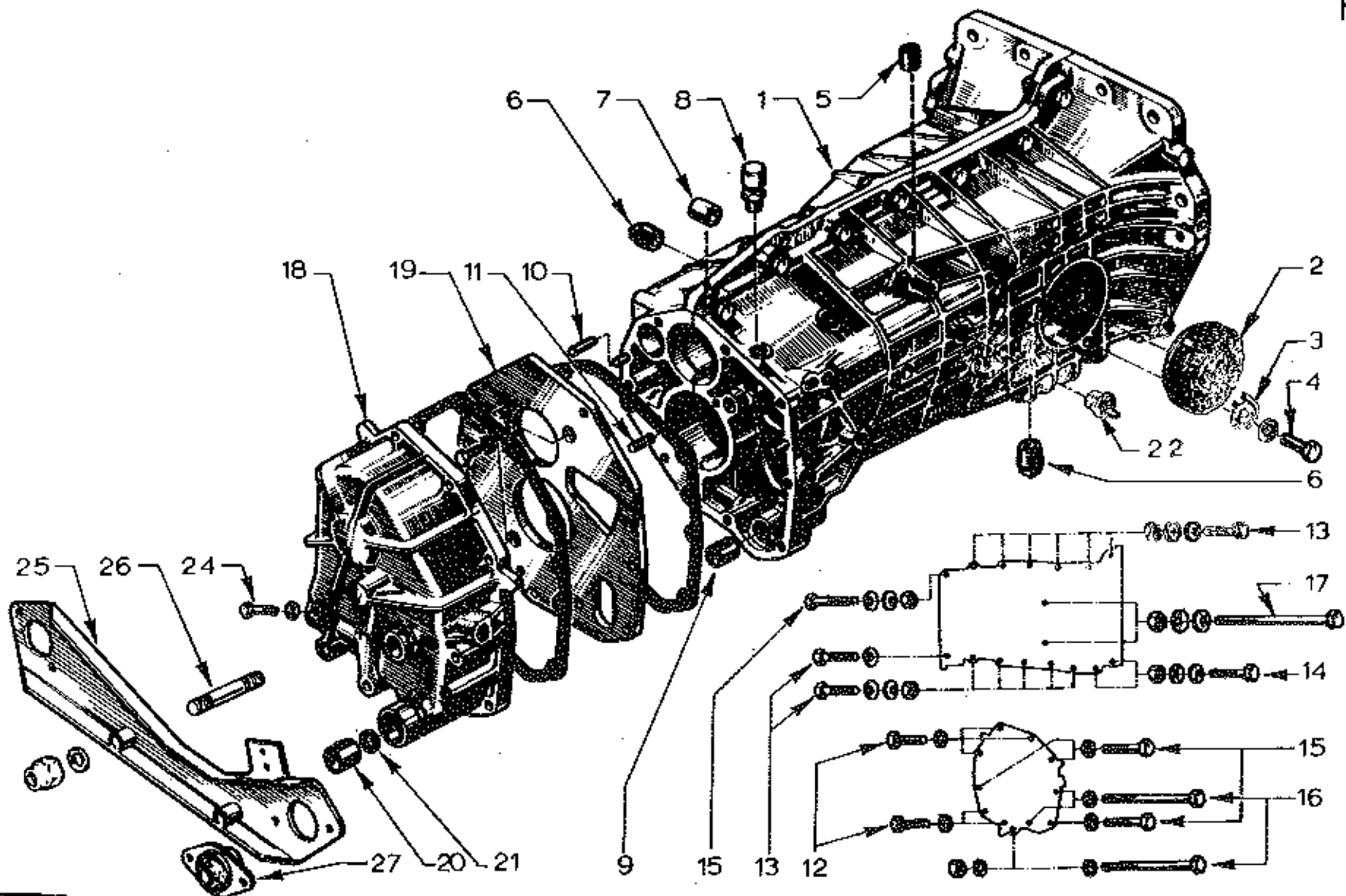
F107

PLATE Ref: No.	PART NO.	QUANTITY					STEERING		DESCRIPTION	CHANGE POINT	BULLETIN REF.
		ALL	T/C	T/C Fed.	Special	Spec. Fed.	LH	RH			
	A074 F 6003W	1							<u>TYPE 352 GEARBOX</u> Gearbox Assembly. (13 mm diameter control shaft.)	Gearbox Ser. No 17000 onwards.	
	B074 F 6003W	1							Gearbox Assembly. (15 mm diameter control shaft.)		
FD1	A074 F 6044Z	1							Gearbox Casing. (13 mm diameter control shaft)		
	A074 F 6030Z	1							Gearbox Casing. (for 15 mm. dia. control shaft)		
FD2	A074 F 6045Z	2							Nut. Bearing retaining,		
FD3	X046 F 6015Z	2							Tabwasher.		
	A074 W 6000Z	2							Washer.		
FD4	A074 W 6001Z	2							Bolt.		
FD5	X046 F 6013Z	1							Helicoid Insert.		
FD6	A074 F 6046Z	2							Plug. Oil Filler/Drain,		
FD7	X046 F 6003Z	2							Dowel.		
FD8	X046 F 6005Z	1							Breather.		
FD9	A074 F 6051Z	1							Bush. (13 mm diameter control shaft)		
	A074 F 6026Z	1							Bush. (for 15 mm dia. control shaft)		
FD10	X046 F 6004Z	2							Dowel Pin.		
FD11	X046 F 6009Z	1							Dowel Pin.		
FD12	A046 W 6086Z	17							Bolt. 7 X 30,		
	A074 W 6003Z	11							Washer.		
	A046 W 6084Z	11							Nut.		
FD13	A046 W 6089Z	1							Bolt. 7 X 35,		

PLATE	PART NO.	QUANTITY					STEERING		DESCRIPTION	CHANGE POINT	BULLETIN REF.
		ALL	T/C	T/C Fed.	Special	Spec. Fed.	LH	RH			
Ref: No.											
									<u>TYPE 352 GEARBOX</u>		
	A074 W 6003Z	1							Washer.		
FD14	A046 W 6088Z	2							Bolt. 8 X 10,		
	A074 W 6004Z	4							Washer.		
	A046 W 6087Z	2							Nut.		
FD15	A046 W 6090Z	3							Bolt. 7 X 40,		
	A074 W 6003Z	6							Washer.		
	A046 W 6084Z	3							Nut.		
FD16	A074 F 6048Z	1							Rear Casing. (for 13 mm. dia. control shaft.)		
	A074 F 6031Z	1							Rear Casing. (for 15 mm dia. control shaft)		
	A074 F 6047Z	1							Gasket. Rear to Main Casings,		
FD17	A074 F 6050Z	1							Bush. (for 13 mm. dia. control shaft.)		
	A074 F 6027Z	1							Bush. (for 15 mm dia. control shaft)		
FD18	A046 W 6092Z	1							Bolt. 7 X 70,		
FD19	A074 W 6006Z	1							Bolt.		
	A074 W 6007Z	1							Washer.		
FD20	A074 F 6049Z	2							Helicoil Insert.		
FD21	B074 F 0185Z	1							Mounting Plate. Gearbox to Chassis,		
	C074 F 0185Z	1							Mounting Plate. Gearbox to Chassis,	Introduced at Unit No. U.K. European Federal	

PLATE Ref: No.	PART NO.	QUANTITY					STEERING		DESCRIPTION	CHANGE POINT	BULLETIN REF.
		ALL	T/C	T/C Fed.	Special	Spec. Fed.	LH	RH			
FD22	XMMB 0720	2							Bolt. Attaching, (for B074 F 0185Z).		
	A074 F 0288Z	2							Stud. Attaching, (for C074 F 0185Z).		
FD23	XMMB 0780	1							Bolt. Attaching, (for 8074 F 0185Z).		
	A074 F 0287Z	1							Stud. Attaching, (for C074 F 0185Z).		
	L08W 0000	3							Washer. Shakeproof, (for C074 F 0185Z).		
	YMMN 070F	3							Nut. (for C074 F 0185Z)		
FD24	A074 F 6008Z	2							Mounting.		
	XMMB 12100Z	2							Bolt. Attaching, - Gearbox Mounting to Chassis.		
FD25	A074 W 6008Z	1							Washer. (for 13 mm. dia. control shaft).		
	A074 F 6020Z	1							Washer. (for 15 mm. dia. control shaft).		
FD26	A065 M 6002Z	1							Switch. Reversing Lights,		

FE



Type 365

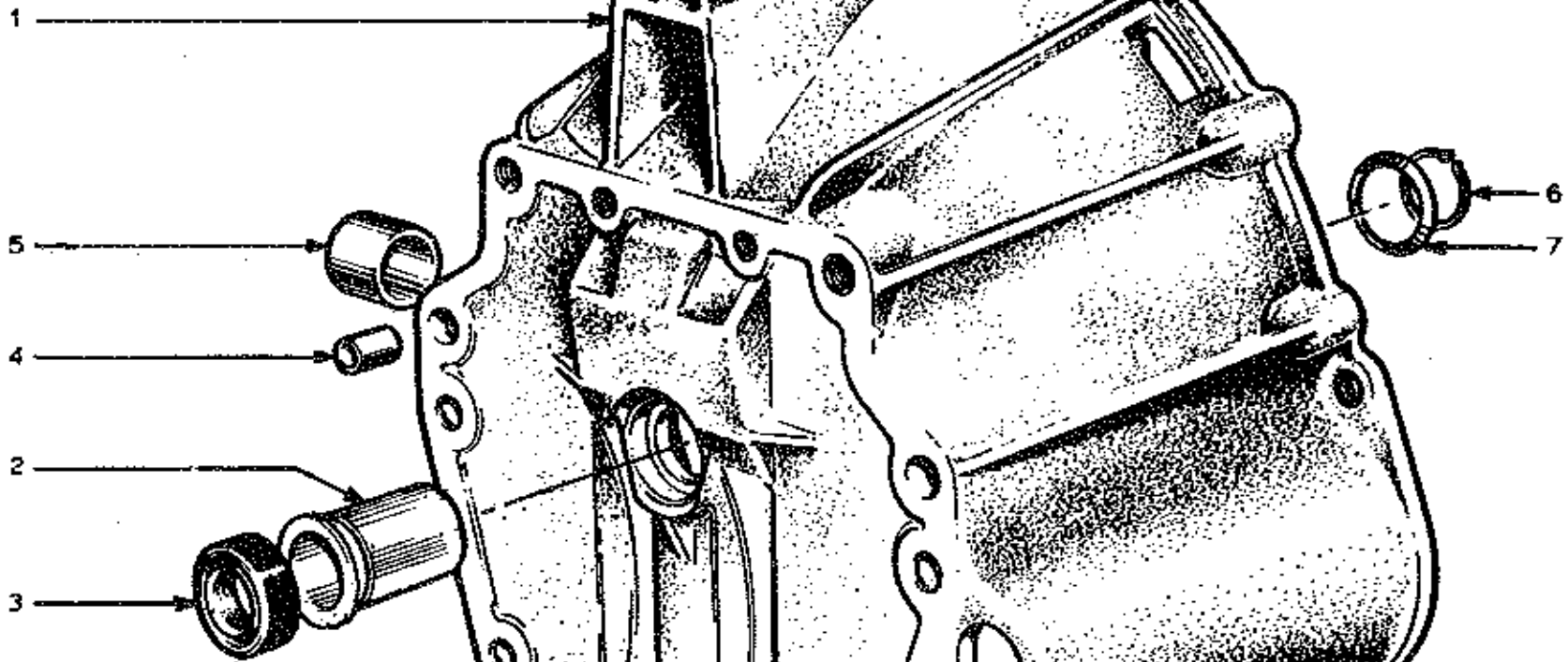
F113

PLATE Ref: No.	PART NO.	QUANTITY					STEERING		DESCRIPTION TYPE 365 GEARBOX	CHANGE POINT	BULLETIN REF:
		ALL	T/C	T/C Fed.	Special	Spec. Fed.	LH	RH			
FE15	A074W6003Z				4	4			Washer		
	A046W6084Z				2	2			Nut		
	A046W6090Z				4	4			Bolt 7 x 40		
	A046W6011Z				3	3			'Star' Washer		
	A074W6003Z				2	2			Washer		
FE16	A046W6084Z				1	1			Nut		
	A074F6079Z				3	3			Bolt 7 x 80		
	A046W6011Z				4	4			'Star' Washer		
FE17	A046W6084Z				1	1			Nut		
	A046W6088Z				2	2			Bolt 8 x 110		
	A046W6004Z				4	4			Washer		
FE18	A046W6087Z				2	2			Nut		
	A074F6085Z				1	1			Rear Casing		
	A074F6082Z				1	1			Gasket. Rear Casing to Spacer Plate		
FE19	A074F6018Z				1	1			Spacer Plate		
	A074F6084Z				3	3			Bolt Attaching		
	A074F6083Z				3	3			Washer		
FE20	A074F6047Z				1	1			Gasket. Spacer Plate to Main Casing		
	A074F6027Z				1	1			Bush		
	A074F6028Z				1	1			Washer		
0475	A074F6076Z				1	1			Oil Seal		

FE2

PLATE Ref: No.	PART NO.	QUANTITY					STEERING		DESCRIPTION	CHANGE POINT	BULLETIN REF.
		ALL	T/C	T/C Fed.	Special	Spec. Fed.	LH	RH			
									<u>TYPE 365 GEARBOX</u>		
FE22	A074 F 6078Z				1	1			Switch. Reversing Lights,		
FE24	A074 F 6086Z				1	1			Bolt.		
	A074 W 6007Z				1	1			Washer,		
FE25	A074 F 0220Z				1	1			Mounting Plate. Gearbox to Chassis,		
FE26	A074 F 0289Z				2	2			Stud.		
	L08W 0000				2	2			Washer.		
	YMMN 070F				2	2			Nut.		
FE27	A074 F 6008Z				2	2			Mounting.		

FF



F108

PLATE	PART NO.	QUANTITY					STEERING		DESCRIPTION	CHANGE POINT	BULLETIN REF.
		ALL	T/C	T/C Fed.	Special	Spec. Fed.	LH	RH			
Ref: No.											
FF1	A074 F 0005Y		1	1			*	*	Bell Housing. (336 G/Box)		
	D074 F 0005Y	1					*	*	Bell Housing. (352/365 G/Box)		
FF2	A074 Q 6001Z	1							Spigot. Release Bearing,		
FF3	A074 Q 6005Z	1							Seal. Oil,		
FF4	X046 F 6023Z	1							Bush,		
FF5	A074 F 6001Z	1							Bush. Cross Shaft,		
FF6	A074 Q 6002Z	1							Circlip.		
FF7	A074 Q 6003Z	1							Shim.		
	A074 F 6000Z	1							Gasket. Bellhousing to Gearbox,		
	XMMB 1030	2							Bolt.)		
	XMMB 0825	8							Bolt.)		
	XMMB 1035	2							Bolt.)	Bellhousing to Gearbox.	
	A08W 1706	8							Washer.)		
	A10W 2108	4							Washer.)		

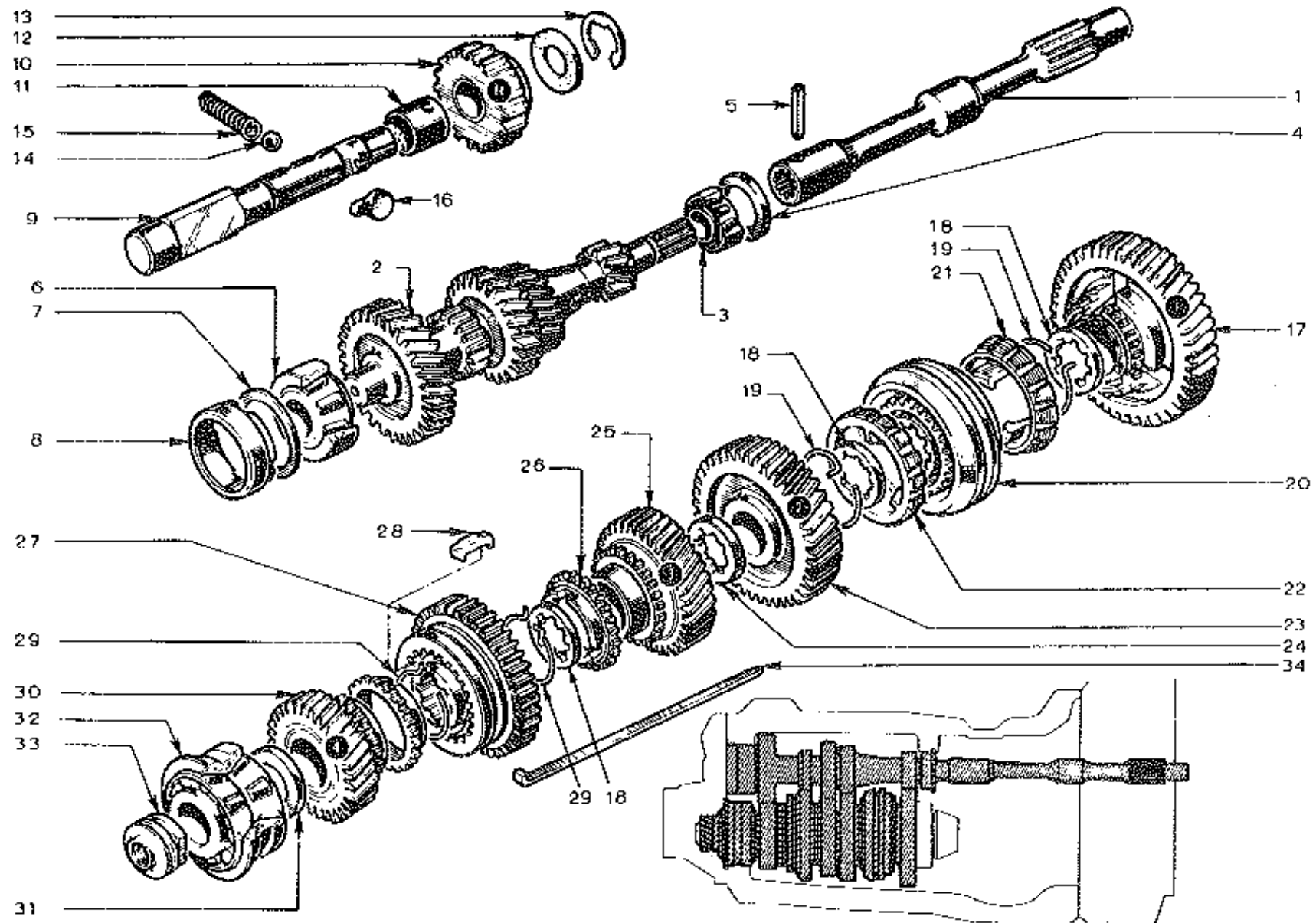
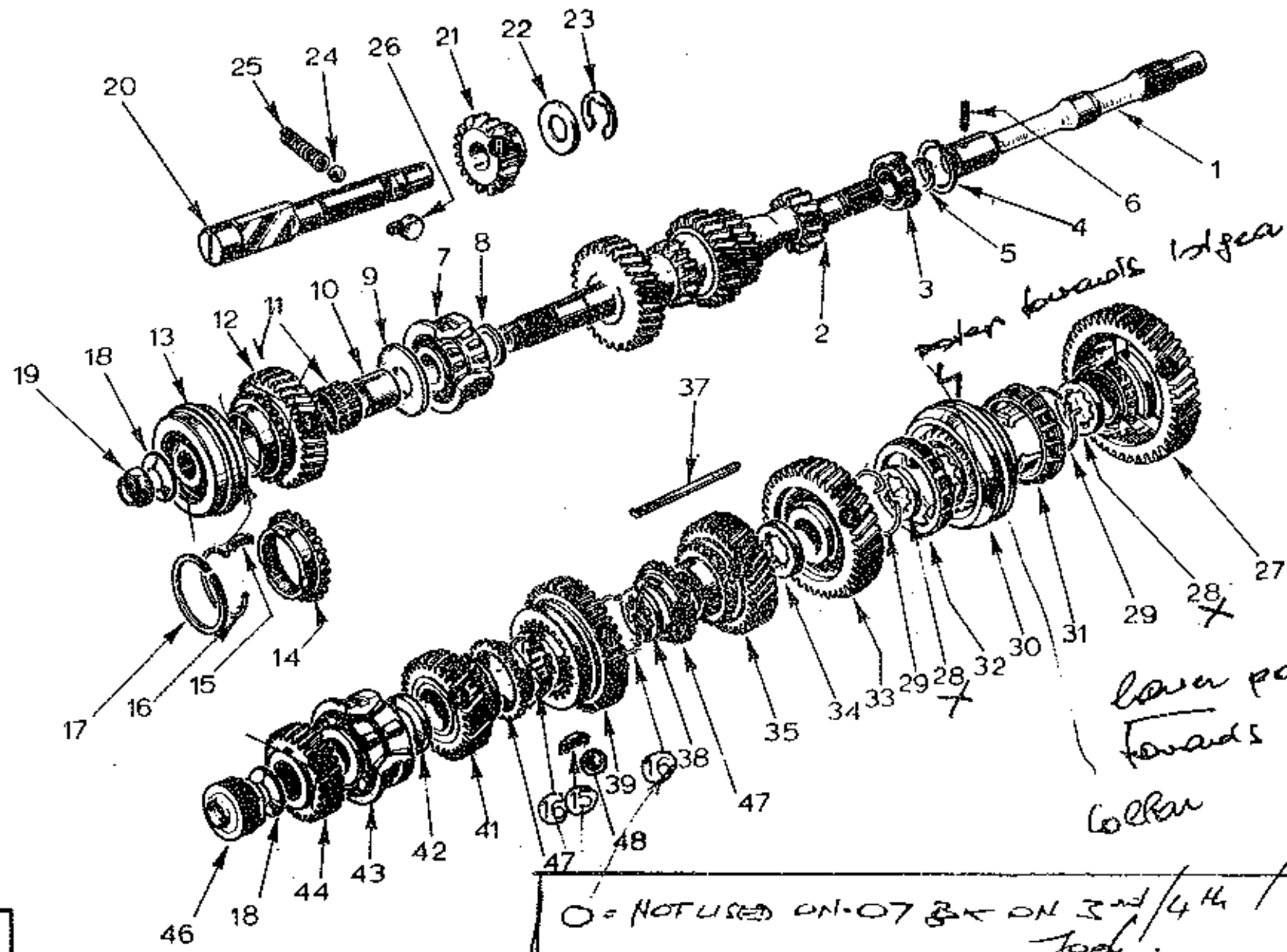


PLATE Ref. No.	PART NO.	QUANTITY					STEERING		DESCRIPTION	CHANGE POINT	BULLETIN REF.
		ALL	T/C	T/C Fed.	Special	Spec. Fed.	LH	RH			
									<u>TYPE 336 AND 352 GEARBOX</u>		
FG1	X046 F 6050Z		1	"			*	*	Clutch Shaft. (336 G/Box)		
	A074 F 6052Z	1							Clutch Shaft. (352 G/Box)		
FG2	B046 F 6034Z	1							Primary Shaft.		
FG3	X046 F 6051Z	1							Bearing.		
FG4	X046 F 6082Z	AR							Shim. 2.00 mm,		
	X046 F 6083Z	AR							Shim. 2.25 mm,		
	X046 F 6084Z	AR							Shim. 2.50 mm,		
	X046 F 6085Z	AR							Shim. 2.75 mm,		
	X046 F 6086Z	AR							Shim. 3.00 mm,		
	X046 F 6087Z	AR							Shim. 3.25 mm,		
	X046 F 6088Z	AR							Shim. 3.50 mm,		
	X046 F 6089Z	AR							Shim. 3.75 mm,		
	X046 F 6090Z	AR							Shim. 4.00 mm,		
FG5	A046 F 6033Z	1							Roll Pin.		
FG6	X046 F 6035Z	1							Bearing.		
FG7	X046 F 6077Z	AR							Shim. 0.10 mm,		
	X046 F 6078Z	AR							Shim. 0.20 mm,		
	X046 F 6079Z	AR							Shim. 0.25 mm,		
	X046 F 6080Z	AR							Shim. 0.50 mm,		
	X046 F 6081Z	AR							Shim. 1.00 mm,		

PLATE Ref: No.	PART NO.	QUANTITY					STEERING		DESCRIPTION	CHANGE POINT	BULLETIN REF.
		ALL	T/C	T/C Fed.	Special	Spec. Fed.	LH	RH			
									<u>TYPE 336 AND 352 GEARBOX</u>		
FG8	X046 F 6036Z	1							Retaining Ring.		
FG9	A046 F 6031Z	1							Shaft. Reverse Gear,		
FG10	X046 F 6027Z	1							Reverse Gear.		
FG11	X046 F 6028Z		1	1			*	*	Bush. (336 G/Box)		
FG12	X046 F 6026Z	1							Thrust Washer.		
FG13	X046 F 6025Z	1							Circlip.		
FG14	A046 F 6030Z	1							Locking Ball.		
FG15	A046 F 6029Z	1							Spring.		
FG16	A046 F 6032Z	1							Guide.		
FG17	A046 F 6053Z	1							Gear. 1 st ,		
FG18	X046 F 6038Z	3							Stop Washer.		
FG19	X046 F 6052Z	2							Synchro Spring.		
FG20	X046 F 6058Z	1							Synchroniser Hub. (yellow),		
	X046 F 6059Z	1							Synchroniser Hub. (blue),		
FG21	X046 F 6054Z	1							Synchroniser Ring. 1 st ,		
FG22	X046 F 6060Z	1							Synchroniser Ring. 2 nd ,		
FG23	B046 F 6061Z	1							Gear. 2 nd ,		
FG24	X046 F 6062Z	1							Stop Washer.		
FG25	X046 F 6037Z	1							Gear. 3 rd ,		
FG26	X046 F 6046Z	2							Synchroniser Ring. 3 rd /4 th ,		

PLATE Ref: No.	PART NO.	QUANTITY					STEERING		DESCRIPTION	CHANGE POINT	BULLETIN REF.
		ALL	T/C	T/C Fed.	Special	Spec. Fed.	LH	RH			
FG27	X046 F 6042Z	1							TYPE 336 AND 352 GEARBOX Synchroniser. 3 rd /4 th , (yellow) Synchroniser. 3 rd /4 th , (blue) Key. Synchro Spring. Gear. 4 th , Shim. 3.50 mm, Shim. 3.55 mm, Shim. 3.60 mm, Shim. 3.65 mm, Shim. 3.70 mm, Shim. 3.75 mm, Shim. 3.80 mm, Shim. 3.85 mm, Shim. 3.90 mm, Shim. 3.95 mm, Shim. 4.00 mm, Shim. 4.05 mm, Shim. 4.10 mm, Bearing.		
	X046 F 6043Z	1									
FG28	X046 F 6039Z	3									
FG29	A046 F 6040Z	2									
FG30	X046 F 6047Z	1									
FG31	X046 F 6064Z	AR									
	X046 F 6065Z	AR									
	X046 F 6066Z	AR									
	X046 F 6067Z	AR									
	X046 F 6068Z	AR									
	X046 F 6069Z	AR									
	X046 F 6070Z	AR									
	X046 F 6071Z	AR									
	X046 F 6072Z	AR									
	X046 F 6073Z	AR									
	X046 F 6074Z	AR									
	X046 F 6075Z	AR									
	X046 F 6076Z	AR									
FG32	X046 F 6048Z	1									
FG33	X046 F 6049Z		1	1			*	*	Speedo Worm Nut. (336 G/Box)		
	A074 F 6054Z	1							Speedo Worm Nut. (352 G/Box)		

PLATE Ref: No.	PART NO.	QUANTITY					STEERING		DESCRIPTION	CHANGE POINT	BULLETIN REF.
		ALL	T/C	T/C Fed.	Special	Spec. Fed.	LH	RH			
FG34	X046 F 6063Z	1							<u>TYPE 336 AND 352 GEARBOX</u> Key.		



365

O = NOT USED ON 07 & ON 3rd/4th /
 fuel.

F211

PLATE Ref: No.	PART NO.	QUANTITY					STEERING		DESCRIPTION	CHANGE POINT	BULLETIN REF.
		ALL	T/C	T/C Fed.	Special	Spec. Fed.	LH	RH			
									<u>TYPE 365 GEARBOX</u>		
FH1	A074 F 6052Z				1	1	*	*	Clutch Shaft.		
FH2	A074 F 6091Z				1	1	*	*	Primary Shaft.		
FH3	A074 F 6090Z				1	1	*	*	Bearing.		
FH4	A074 F 6088Z				1	1	*	*	Circlip. Inner,		
FH5	A074 F 6089Z				1	1	*	*	Circlip. Outer,		
FH6	A046 F 6033Z				1	1	*	*	Roll Pin.		
FH7	A074 F 6122Z				1	1	*	*	Bearing.		
FH8	A074 F 6100Z				AR	AR	*	*	Shim. 3.00mm.		
	A074 F 6101Z				AR	AR	*	*	Shim. 3.25 mm.		
	A074 F 6102Z				AR	AR	*	*	Shim. 3.50 mm.		
	A074 F 6103Z				AR	AR	*	*	Shim. 3.75 mm.		
	A074 F 6104Z				AR	AR	*	*	Shim. 4.00 mm.		
	A074 F 6105Z				AR	AR	*	*	Shim. 4.25 mm.		
	A074 F 6106Z				AR	AR	*	*	Shim. 4.50 mm.		
	A074 F 6107Z				AR	AR	*	*	Shim. 4.75 mm.		
	A074 F 6108Z				AR	AR	*	*	Shim 5.00 mm.		
	A074 F 6109Z				AR	AR	*	*	Shim. 5.25 mm.		
	A074 F 6110Z				AR	AR	*	*	Shim. 5.50 mm.		

PLATE Ref: No.	PART NO.	QUANTITY					STEERING		DESCRIPTION TYPE 365 GEAR BOX	CHANGE POINT	BULLETIN REF:	
		ALL	T/C	T/C Fed.	Special	Spec. Fed.	LH	RH				
FH9	A074F6121Z				1	1		+	+	Spacer		
FH10	A074F6120Z				1	1		+	+	Sleeve		
FH11	A074F6119Z				1	1		+	+	Bearing Needle Roller		
FH12	A074F022 ⁴ Z				1	1		+	+	Gear 5th Primary		
FH13	A074F6117Z				1	1		+	+	Synchroniser Hub 5th		
FH14	A074F6095Z				1	1		+	+	Synchroniser Ring		
FH15	A074F6114Z				6	6		+	+	Key	Type 365-04 ✓	
	A074F6114Z				3	3		+	+	Key	Type 365-07	
FH16	A074F6099Z				3	3		+	+	Sychro Spring	NOT ON 07 BOX FOR 3/4 [unclear] [unclear] [unclear]	
FH17	A074F6115Z				1	1		+	+	Circlip Inner		
FH18	A074F6112Z				2	2		+	+	Washer		
FH19	A074F6116Z				1	1		+	+	Nut		
FH20	A074F6123Z				1	1		+	+	Shaft Reverse Gear		
FH21	A074F6124Z				1	1		+	+	Reverse Gear		
FH22	X046F6026Z				1	1		+	+	Thrust Washer		
FH23	X046F6025Z				1	1		+	+	Circlip		
FH24	A046F6030Z				1	1		+	+	Locking Ball		
FH25	A046F6029Z				1	1		+	+	Spring		
FH26	A046F6032Z				1	1		+	+	Guide		

0475

FH2

PLATE Ref: No.	PART NO.	QUANTITY					STEERING		DESCRIPTION	CHANGE POINT	BULLETIN REF:
		ALL	T/C	T/C Fed.	Special	Spec. Fed.	LH	RH			
H39	A074F6097Z				1	1	+	+	Synchro Hub 3rd/4th (medium blue)	Type 365-04	Type 365-04 Type 365-07 Type 365-04 Type 365-07 Type 365-04 Type 365-07 Type 365-04 Type 365-07 Type 365-04 Type 365-07 Type 365-04 Type 365-07
	A074F6170Z				1	1	+	+	Synchro Hub 3rd/4th (blue/white)	Type 365-07	
	A074F6098Z				1	1	+	+	Synchro Hub 3rd/4th (yellow)	Type 365-04	
	A074F6171Z				1	1	+	+	Synchro Hub 3rd/4th (red)	Type 365-07	
H41	A074F6156Z				1	1	+	+	Gear 4th	Type 365-04	
	A074F6173Z				1	1	+	+	Gear 4th	Type 365-07	
H42	X046F6064Z				A/R	A/R	+	+	Shim 3.50 mm	Type 365-04 Only	
	X046F6065Z				"	"	+	+	Shim 3.55 mm		
	X046F6066Z				"	"	+	+	Shim 3.60 mm		
	X046F6067Z				"	"	+	+	Shim 3.65mm		
	X046F6068Z				"	"	+	+	Shim 3.70 mm		
	X046F6069Z				"	"	+	+	Shim 3.75mm		
	X046F6070Z				"	"	+	+	Shim 3.80 mm		
	X046F6071Z				"	"	+	+	Shim 3.85 mm		
	X046F6072Z				"	"	+	+	Shim 3.90 mm		
	X046F6073Z				"	"	+	+	Shim 3.95mm		
	X046F6074Z				"	"	+	+	Shim 4.00 mm		
	X046F6075Z				"	"	+	+	Shim 4.05 mm		
H43	X046F6076Z				"	"	+	+	Shim 4.10 mm	Type 365-04 Only	
	X046F6048Z				1	1	+	+	Bearing		
H45											

FH4

PLATE Ref: No.	PART NO.	QUANTITY					STEERING		DESCRIPTION	CHANGE POINT	BULLETIN REF:
		ALL	T/C	T/C Fed.	Special	Spec. Fed.	LH	RH			
FH46	A074F022Z				1	1	+	+	Gear 5th 		
FH46	A074F6111Z				1	1	+	+	Speedo - Worm Nut - METAL @ START		
FH47	A074F6095Z				2	2	+	+	Synchro Ring	Type 365-04	
	A074F6168Z				2	2	+	+	Synchro Ring	Type 365-07	
FH48	A074F6172Z				3	3	+	+	Locking Ball	Type 365-07	

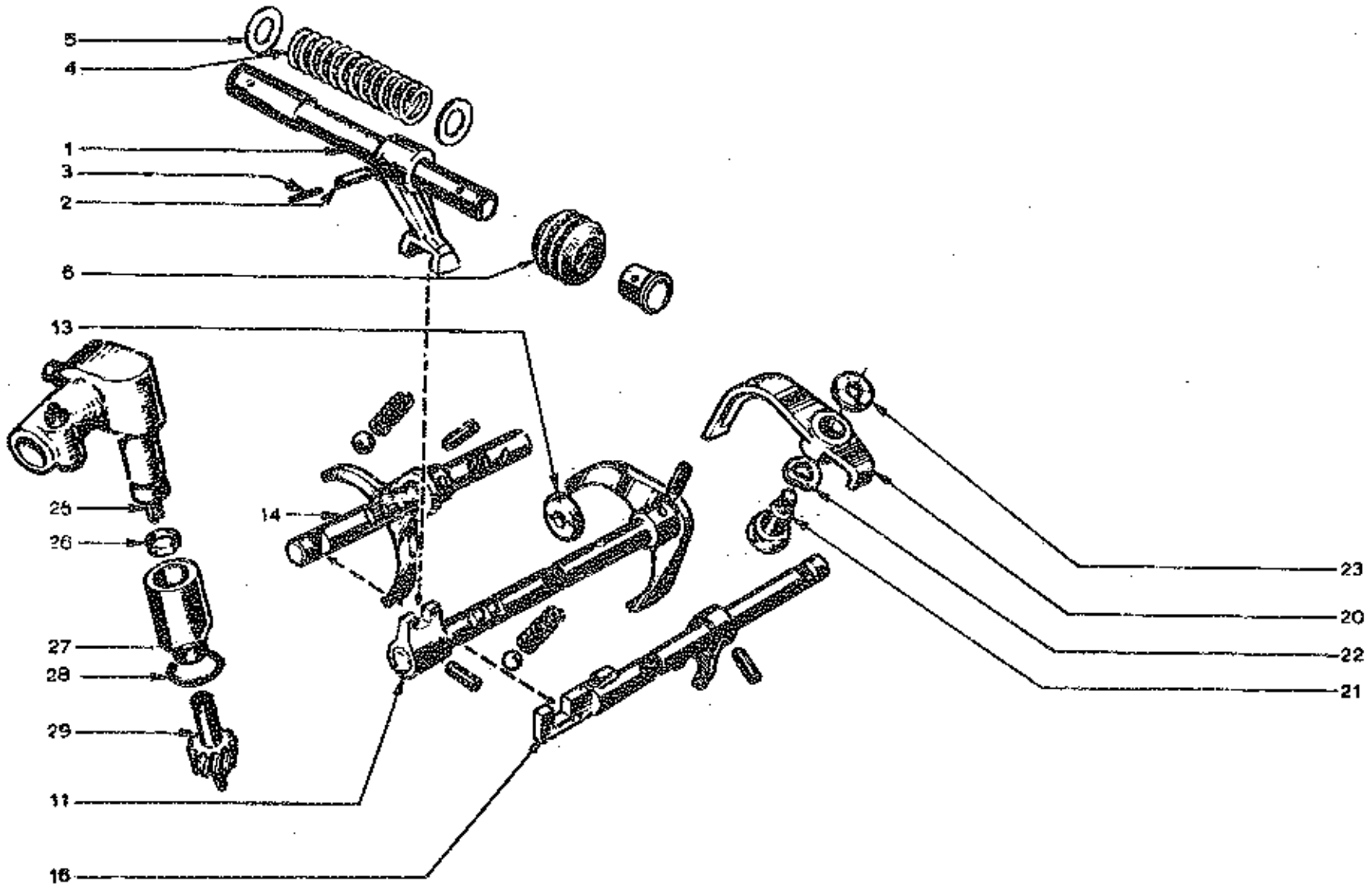
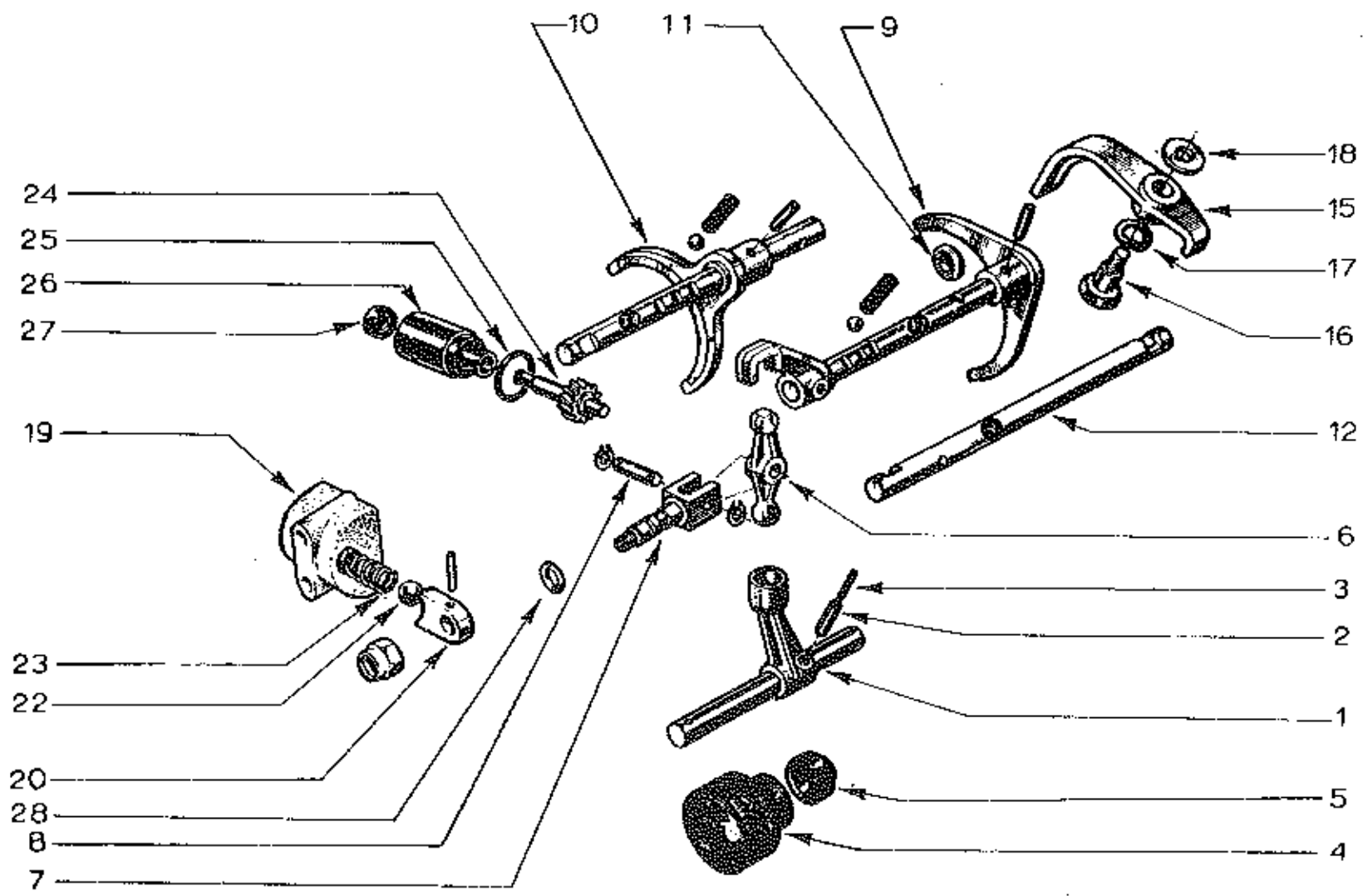


PLATE Ref: No.	PART NO.	QUANTITY					STEERING		DESCRIPTION TYPE 336 GEARBOX	CHANGE POINT	BULLETIN REF:
		ALL	T/C	T/C Fed.	Special	Spec. Fed.	LH	RH			
FJ1	X054F6005Z	1	1				*	*	Cross Shaft		
FJ2	A074F6004Z	1	1				*	*	Roll Pin. Outer		
FJ3	X046F6097Z	1	1				*	*	Roll Pin inner		
FJ4	A046F6049Z	1	1				*	*	Spring		
FJ5	A046F6093Z	2	2				*	*	Washer		
FJ6	X046F6092Z	2	2				*	*	Cap. Protective		
FJ11	D046F6109Z	1	1				*	*	Selector Shaft with Fork 1st/2nd Gear		
	X046F6110Z	1	1				*	*	Roll Pin. Fork attaching		
	A046F6030Z	1	1				*	*	Locking Ball		
	A046F6101Z	1	1				*	*	Spring		
FJ13	X046F6100Z	1	1				*	*	Locking Disc.		
FJ14	B046F6103Z	1	1				*	*	Selector shaft with Fork 3rd/4th Gear		
	X046F6099Z	1	1				*	*	Roll Pin Fork Attaching		
	A046F6030Z	1	1				*	*	Locking Ball		
	A046F6101Z	1	1				*	*	Spring		
FJ16	X054F6006Z	1	1				*	*	Selector Shaft with Fork . Reverse Gear		
	X046F6123Z	1	1				*	*	Roll Pin. Fork Attaching		
FJ20	X046F6120Z	1	1				*	*	Selector Reverse Gear (Pivot Hole dia 12mm)) 1973/3-03)
	A074F6038Z	1	1				*	*	Selector Reverse Gear (Pivot Hole dia 14 mm)		
FJ21	X046F6122Z	1	1				*	*	Pivot Bolt (Dia 12 mm)		
	A074F6033Z	1	1				*	*	Pivot Bolt (Dia 14 mm)		FJ1

PLATE Ref. No.	PART NO.	QUANTITY					STEERING		DESCRIPTION TYPE 336 GEARBOX	CHANGE POINT	BULLETIN REF:
		ALL	T/C	T/C Fed.	Special	Spec. Fed.	LH	RH			
FJ22	X046F6121Z		1	1			*	*	Washer (I/D 12 mm)) 1973/3-03
	A074F6034Z		1	1			*	*	Washer (I/D) 14 mm)		
FJ23	X046F6119Z		1	1			*	*	Spacer Washer		
FJ25	X046F6104Z		1	1			*	*	Angle Drive Speedo		
FJ26	X046F6105Z		1	1			*	*	Ring Seal		
FJ27	X046F6106Z		1	1			*	*	Guide speedo Drive Gear		
FJ28	X046F6107Z		1	1			*	*	'O' Ring		
FJ29	X046F6108Z		1	1			*	*	Speedo Drive Gear		

FK



352

F212

PLATE	PART NO.	QUANTITY					STEERING		DESCRIPTION	CHANGE POINT	BULLETIN REF.
		ALL	T/C	T/C Fed.	Special	Spec. Fed.	LH	RH			
Ref: No.											
									<u>TYPE 352 GEARBOX.</u>		
FK1	A074 F 6066Z	1							Control Shaft. 13 mm. diameter,		
	A074 F 6025Z	1							Control Shaft. 15 mm. diameter,		
FK2	A074 F 6074Z	1							Roll Pin. Outer,		
FK3	A074 F 6073Z	1							Roll Pin. Inner,		
FK4	A074 F 6067Z	1							Cap. Protective,		
FK5	A074 F 6075Z	1							Seal. (For 13 mm diameter control shaft.)		
	A074 F 6076Z	1							Seal. (Alternative for A074 F 6075Z)		
	A074 F 6029Z	1							Seal. (For 15 mm dia. control shaft)		
FK6	A074 F 6072Z	1							Rocking Lever.		
FK7	A074 F 6064Z	1							Shaft. Rocking Lever,		
FK8	A074 F 6063Z	1							Pivot Pin.		
	A074 F 6062Z	2							Circlip. Pivot Pin,		
FK9	A074 F 6069Z	1							Selector Shaft with Fork. 1 st /2 nd Gear,		
	X046 F 6099Z	1							Roll Pin. 1 st /2 nd fork,		
	A046 F 6101Z	1							Spring.		
	A046 F 6030Z	1							Locking Ball.		
FK10	A074 F 6059Z	1							Selector Shaft with Fork. 3 rd /4 th Gear,		
	X046 F 6099Z	1							Roll Pin. 3 rd /4 th fork,		
	A046 F 6101Z	1							Spring.		
	A046 F 6030Z	1							Locking Ball.		
0475											

Gearboxes Ser.No
17,000 onwards.

PLATE Ref: No.	PART NO.	QUANTITY					STEERING		DESCRIPTION TYPE 352 GEARBOX	CHANGE POINT	BULLETIN REF:
		ALL	T/C	T/C Fed.	Special	Spec. Fed.	LH	RH			
FK11	A074F6070Z	1							Locking Disc.		
FK12	X046F6011Z	1							Selector Shaft Reverse		
FK15	A074F6068Z	1							Selector Reverse Gear (Pivot Hole Dia 12mm)		
	A074F6032Z	1							Selector Reverse Gear (Pivot Hole dia 14 mm)		
FK16	X046F6122Z	1							Pivot Bolt (Dia. 12 mm)		
	A074F6033Z	1							Pivot Bolt (Dia 14mm)		
FK17	X046F6121Z	1							Washer (I/D 12 mm)		
	A074F6034Z	1							Washer (I/D 14 mm)		
FK18	X046F6119Z	1							Spacer Washer		
FK19	B074F0200Z	1	1				*	*	Housing Reverse Indent		
	B074F0212Z	1							Housing Reverse Indent	Introduced at Uni No. U.K. 1782P European 1101Q Federal 2684R	
FK20	A074F0202Z	1	1				*	*	Cam. Reverse Indent		
	A074F6012Z	1	1				*	*	Pin. Spirol, 1/8ins x 1.00 ins.		
	A074F6065Z	1	1				*	*	Nut		
	B074F0202Z	1							Cam Reverse Indent	As B074F0212Z	
	A074F6023Z	1							Pin Spirol 1/16ins. x 1.00 ins		
	A074F6065Z	1							Nut		
FK22	A074F6014Z	1							Ball Reverse Indent $\frac{1}{2} \phi$		FK2

0475

216

PLATE Ref: No.	PART NO.	QUANTITY					STEERING		DESCRIPTION TYPE 352 GEARBOX	CHANGE POINT	BULLETIN REF:
		ALL	T/C	T/C Fed.	Special	Spec. Fed.	LH	RH			
FK23	B074F0206Z	1							Spring Reverse Indent		
	D074F0208Z		1	1			*	*	Cover. Reverse Indent		
	A074F0222Z	1							Cover Reverse Indent		As B074F0212Z
FK24	A074F6061Z	1							Speedo Driven Gear PERMITE <i>NYLON 12 TROUS</i>		
FK25	X046F6107Z	1							'O' Ring Seal		
FK26	A074F6060Z	1							Guide		
FK27	X046F6105Z	1							Ring Seal		
FK28	A074F6178Z								'O' Ring		

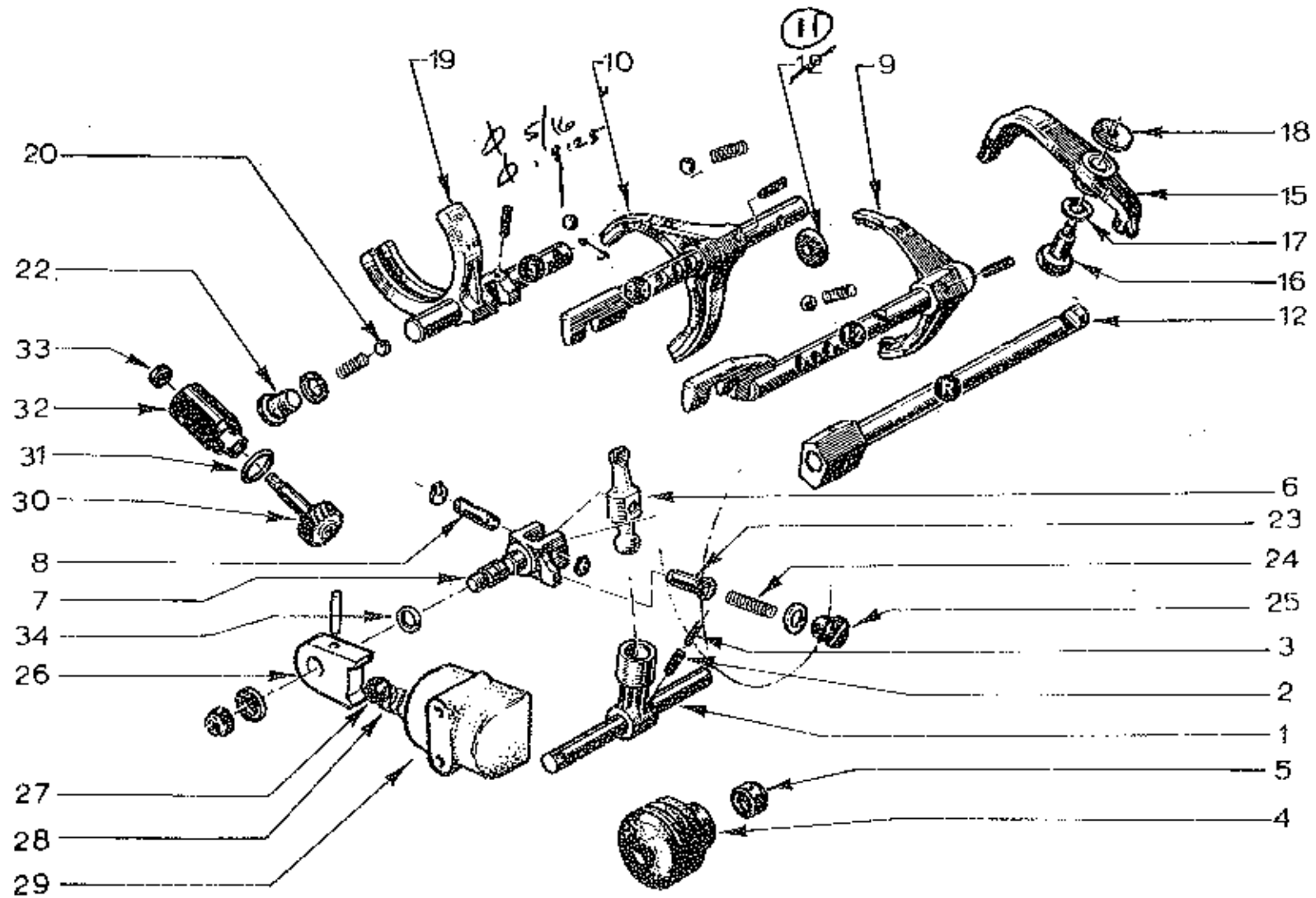
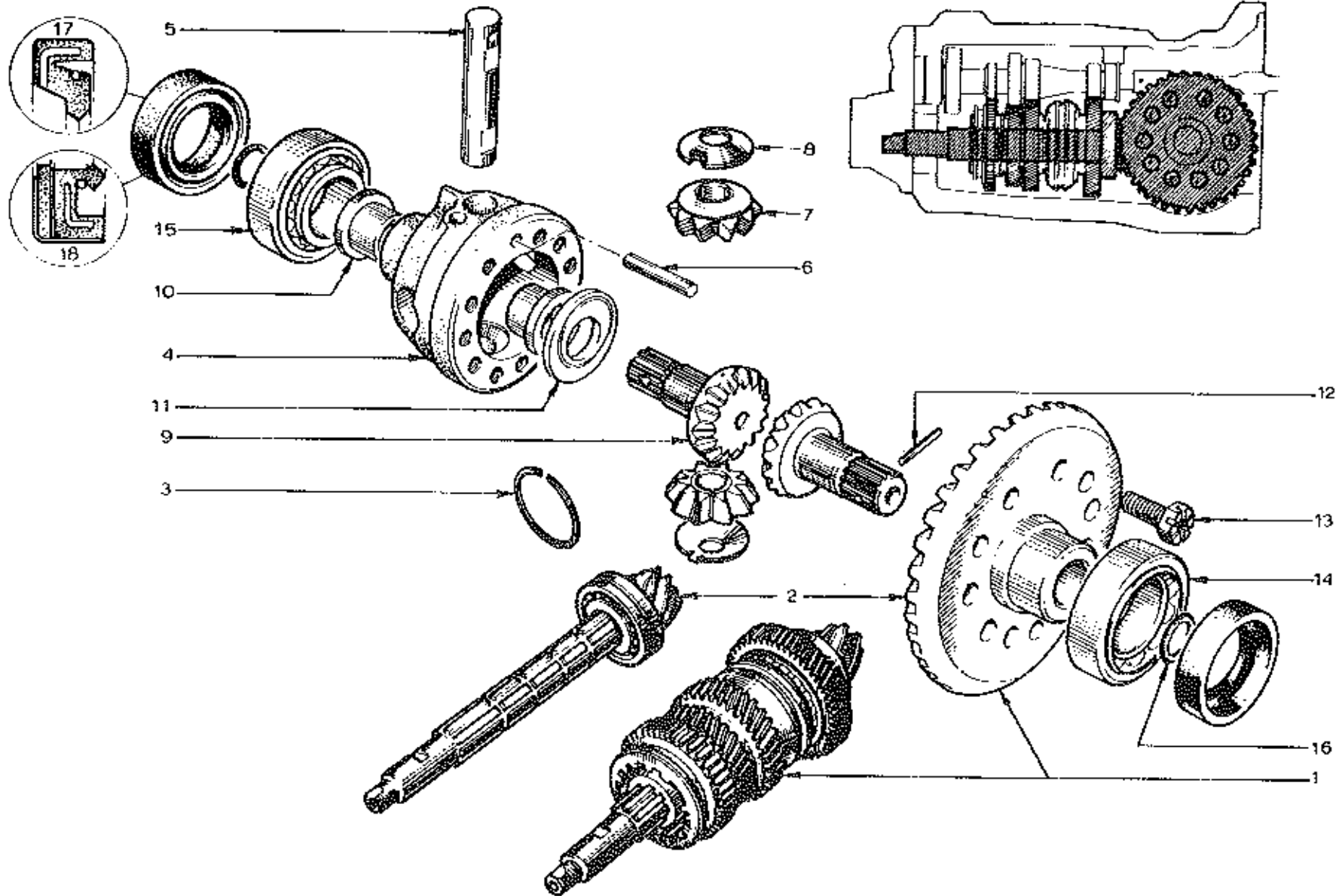


PLATE Ref: No.	PART NO.	QUANTITY					STEERING		DESCRIPTION TYPE 365 GEAR BOX	CHANGE POINT	BULLETIN REF:
		ALL	T/C	T/C Fed.	Special	Spec. Fed.	LH	RH			
FL1	A074F6133Z				1	1	*	*	Control Shaft		
FL2	A074F6074Z				1	1	*	*	Roll Pin Outer		
FL3	A074F6073Z				1	1	*	*	Roll Pin, Inner		
FL4	A074F6067Z				1	1	*	*	Cap. Protective		
FL5	A074F6029Z				1	1	*	*	Seal		
FL6	A074F6128Z				1	1	*	*	Rocking Lever		
FL7	A074F6134Z				1	1	*	*	Shaft, Rocking Lever		
FL8	A074F6135Z				1	1	*	*	Pivot Pin		
	A074F6062Z				2	2	*	*	Circlip, Pivot Pin,		
FL9	A074F6126Z				1	1	*	*	Selector Shaft with Fork, 1st/2nd Gear.		
	X046F6099Z				1	1	*	*	Roll Pin, Fork attaching		
	A046F6030Z				1	1	*	*	Locking Ball		
	A046F6101Z				1	1	*	*	Spring		
FL10	A074F6144Z				1	1	*	*	Selector Shaft with Fork 3rd/4th Gear	Type 365-04	
	A074F6176Z				1	1	*	*	Selector Shaft with Fork 3rd/4th Gear	Type 365-07	
	X046F6099Z				1	1	*	*	Roll Pin, Fork attaching		
	A046F6030Z				1	1	*	*	Locking Ball		
	A046F6101Z				1	1	*	*	Spring		
FL11	X046F6100Z				1	1	*	*	Locking Disc.		
FL12	A074F6127Z				1	1	*	*	Selector Shaft Reverse		

PLATE Ref: No.	PART NO.	QUANTITY					STEERING		DESCRIPTION TYPE 365 GEARBOX	CHANGE POINT	BULLETIN REF:
		ALL	T/C	T/C Fed.	Special	Spec. Fed.	LH	RII			
FL15	A074F6068Z				1	1	*	*	Selector, Reverse Gear (Pivot Hole Dia. 12 mm)		
	A074F6032Z				1	1	*	*	Selector Reverse Gear (Piv. Hole Dia. 14mm)		
FL16	X046F6122Z				1	1	*	*	Pivot Bolt (Dia 12 mm)		1973/3-03
	A074F6033Z				1	1	*	*	Pivot Bolt (Dia 14 mm)		
FL17	X046F6121Z				1	1	*	*	Washer (I/D 12 mm)		
	A074F6037Z				1	1	*	*	Washer (I/D 14 mm)		
FL18	X046F6119Z				1	1	*	*	Spacer Washer		
FL19	A074F6141Z				1	1	*	*	Selector Shaft with Fork - Str. Gear		
	A074F6142Z				1	1	*	*	Roll Pin, Fork attaching		
	A074F6143Z				1	1	*	*	Locking Ball 9mm $\frac{5}{16}$ " $\pm .0125$ "		
FL20	A046F6030Z ✓				1	1	*	*	Locking Ball - 10mm		
	A074F6035Z				1	1	*	*	Spring		
FL22	A074F6137Z				1	1	*	*	Plug Screw		
	A074F6138Z				1	1	*	*	Washer		
FL23	A074F6129Z				1	1	*	*	Detent Plunger 5th Gear		
FL24	A074F6130Z				1	1	*	*	Detent spring		
FL25	A074F6132Z				1	1	*	*	Plug Screw		
	A074F6131Z				1	1	*	*	Washer		
FL26	B074F0225Z				1	1	*	*	Cam Reverse Indent		
	A074F6023Z				1	1	*	*	Pin Spirol 1/16 inch x 1.00 inch		
0475	LMMN100F				1	1	*	*	Nut		FL2

PLATE Ref. No.	PART NO.	QUANTITY					STEERING		DESCRIPTION TYPE 365 GEARBOX	CHANGE POINT	BULLETIN REF:
		ALL	T/C	T/C Fed.	Special	Spec. Fed.	LH	RH			
FL27	B074F6014Z				1	1	*	*	Indent Ball - 1/2"		
FL28	B074F0206Z				1	1	*	*	Indent Spring		
FL29	B074F0212Z				1	1	*	*	Housing Reverse Indent		
	A074F0213Z				1	1	*	*	Cover Reverse Indent		
FL30	A074F6136Z				1	1	*	*	Speedo Gear — METAL 19 TEETH		
FL31	A046F6107Z				1	1	*	*	Seal		
FL32	A074F6060Z				1	1	*	*	Guide		
FL33	X046F6105Z				1	1	*	*	Ring Seal		
FL34	A074F6178Z				1	1	*	*	O Ring		

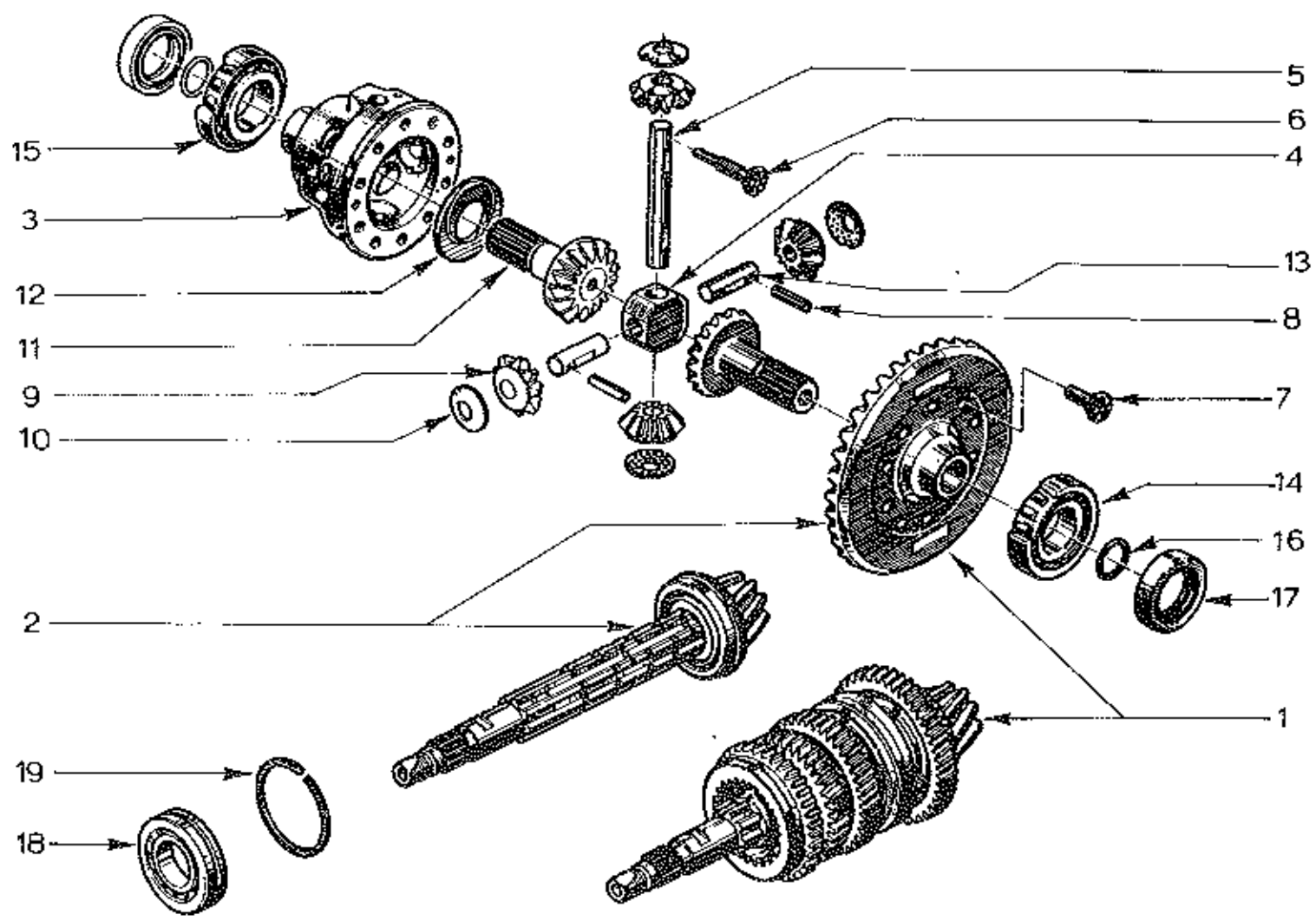


Types 336 & 352

PLATE Ref: No.	PART NO.	QUANTITY					STEERING		DESCRIPTION	CHANGE POINT	BULLETIN REF.
		ALL	T/C	T/C Fed.	Special	Spec. Fed.	LH	RH			
									<u>TYPE 336 AND 352 GEARBOX</u>		
FM1	B046 F 6143W		1	1			*	*	Crown Wheel and Pinion with Gear Set (336G/B)		
	A074 F 6057W	1							Crown Wheel and Pinion with Gear Set (352 G/B)		
FM2	X046 F 6131Z		1	1			*	*	Crown Wheel and Pinion. (yellow) (336 G/Box)		
	X046 F 6132Z		1	1			*	*	Crown Wheel and Pinion. (blue) (336 G/Box)		
	A074 F 6056Z	1							Crown Wheel and Pinion. (yellow) (352 G/Box)		
	A074 F 6055Z	1							Crown Wheel and Pinion. (blue) (352 G/Box)		
FM3	X046 F 6129Z		1	1			*	*	Circlip.		
FM4	A046 F 6192Z		1	1			*	*	Carrier. Crown Wheel,		
FM5	C046 F 6193Z		1	1			*	*	Differential Pin. (336 G/Box)		
	A074 F 6058Z	1							Differential Pin. (352 G/Box)		
FM6	A046 F 6124Z	1							Roll Pin.		
FM7	A046 F 6136Z	2							Planet Wheel.		
FMB	X046 F 6135Z	2							Thrust Washer.		
FM9	X046 F 6138Z	2							Sun Wheel.		
FM10	X046 F 6137Z	2							Bush.		
FM11	X046 F 6144Z	AR							Washer. (1.97 to 2.00 mm.)		
	X046 F 6145Z	AR							Washer. (2.03 to 2.07 mm.)		
FM12	X046 F 6188Z	2							Roll Pin.		
FM13	X046 F 6194Z		10	10			*	*	Bolt. Crown Wheel attaching. (336 G/Box)		

PLATE Ref: No.	PART NO.	QUANTITY					STEERING		DESCRIPTION	CHANGE POINT	BULLETIN REF.
		ALL	T/C	T/C Fed.	Special	Spec. Fed.	LH	RH			
									<u>TYPE 336 AND 352 GEARBOX.</u>		
	X046 F 6139Z	10							Bolt. Crown Wheel attaching, (352 G/Box)		
FM14	X046 F 6142Z	1							Bearing.		
FM15	X046 F 6126Z	1							Bearing.		
FM16	X046 F 6140Z	2							'O' Ring.		
FM17	X046 F 6141Z		2	2			*	*	Ring Seal.	} 336 G/Box	
	X046 F6141A		2	2			*	*	Ring Seal. (replaces X046 F 6141Z)		
FM18	A074 F 6024Z	2							Ring Seal. (352 G/Box)		

FN



365 1272 AL1

F157

QUANTITY

PLATE
Ref: No.

PART NO.

ALL

T/C

T/C Fed.

Special

Spec. Fed.

STEERING
LH RH

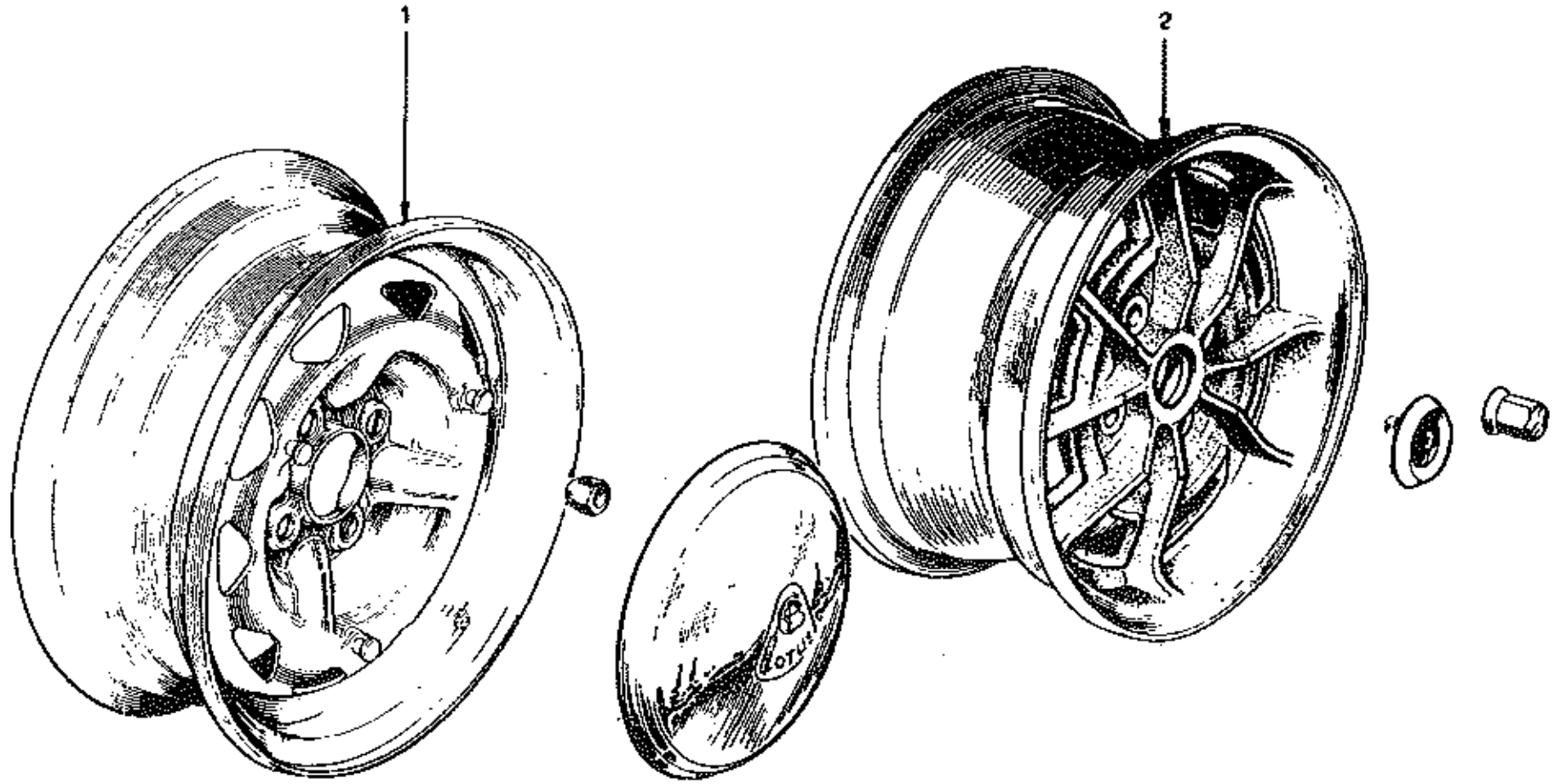
DESCRIPTION

CHANGE POINT

BULLETIN
REF:

TYPE 365 GEARBOX

PLATE Ref: No.	PART NO.	ALL	T/C	T/C Fed.	Special	Spec. Fed.	STEERING LH	STEERING RH	DESCRIPTION
FN13	A074 F 6148Z				2	2	*	*	Shaft
FN14	X046 F 6142Z				1	1	*	*	Bearing
FN15	X046 F 6126Z				1	1	*	*	Bearing
FN16	X046 F 6140Z				2	2	*	*	'O' Ring
FN17	A074 F 6024Z				2	2	*	*	Seal
FN18	A074 F 6036Z				1	1	*	*	Bearing. Pinion,
FN19	A074 F 60 ³⁷ 4Z				1	1	*	*	Circlip. Bearing.



585

PLATE	PART NO.	QUANTITY					STEERING		DESCRIPTION	CHANGE POINT	BULLETIN REF.
		ALL	T/C	T/C Fed.	Special	Spec. Fed.	LH	RH			
Ref: No.											
GA1	B026 G 0710A	5							Assembly. Wheel and Tyre (155 X 13SP)		
	X026 G 0001Z	5							Wheel. Steel,		
	X036 D 6000Z	16							Nut. Wheel,		
	X026 G 0002Z	4							Cap. Hub,		
	A074 G 0718W	2	2				*	*	Assembly. Alloy Wheel and Tyre, - Rear (option)		
GA2	A074 G 0719W	3	3				*	*	Assembly. Alloy Wheel and Tyre, - Front & Spare (option)		
	B074 G 0718W				2	2	*	*	Assembly. Alloy Wheel and Tyre, - Rear (option)		
	B074 G 0719W				3	3	*	*	Assembly. Alloy Wheel and Tyre, - Front & Spare (option)		
	A074 G 0031Z	5	5				*	*	Wheel. Alloy,		
	A074 G 0034Z				5	5	*	*	Wheel. Alloy,		
	A074 G 6000Z	16							Nut. Alloy Wheel,		
	A007 G 4108Z	4							Escutcheon Wheel, c/w Badge,		
A074 G 6003Z	4							Escutcheon,			
A074 G 6004Z	4							Badge.			

HA

- * PART of 1
- 1/2 PART of 19
- ↓ PART of 13
- PART of 8

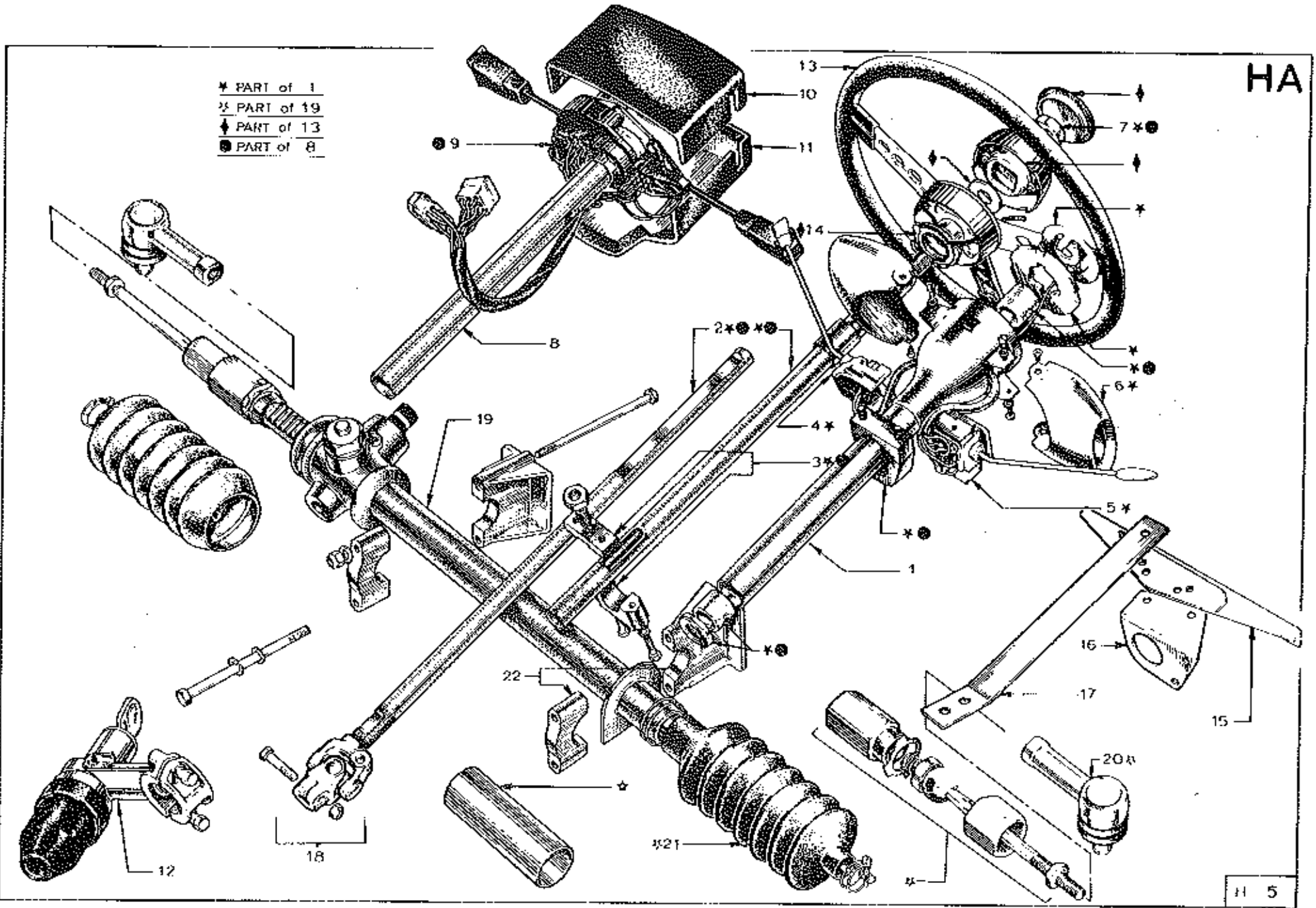
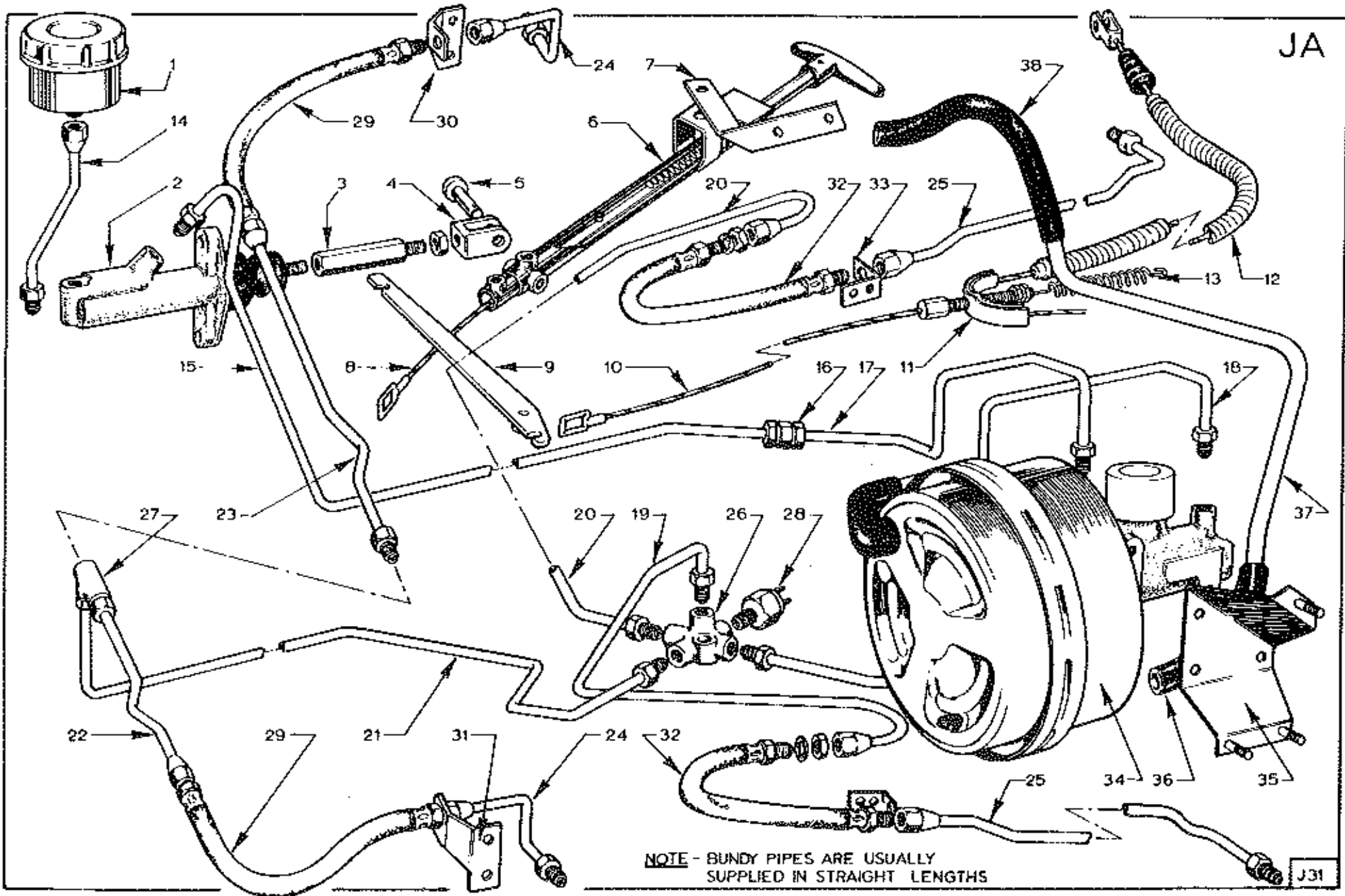


PLATE Ref: No.	PART NO.	QUANTITY					STEERING		DESCRIPTION	CHANGE POINT	BULLETIN REF.
		ALL	T/C	T/C Fed.	Special	Spec. Fed.	LH	RH			
HA1	X054 H 0730W		1		1			*	Assembly. Column,		
	X054 H 0731W		1	1	1			*	Assembly. Column, comprising:		
HA2	X046 H 6003Z	1							Column. Lower Inner,		
HA3	X036 H 6038Z	1							Clamp. Impact,		
HA4	A036 H 6078Z		1	1	1			*	Switch. Indicators,		
HA5	X046 M 6183Z		1	1	1			*	Switch. Dip and Flasher, replaced by,		
	A036 H 6075Z		1		1				Switch. Dip and Flasher,		
	A036 H 6076Z		1	1	1			*	Switch. Dip and Flasher,		
HA6	X036 H 6033Z		2	2	2			*	Escutcheon.		
	A036 H 6066Z		1	1	1			*	Transfer. Lights,		
	A036 H 6067Z		1		1				Transfer. Lights,		
	A036 H 6068Z		1	1	1			*	Transfer. Indicators,		
	A036 H 6069Z		1		1				Transfer. Indicators,		
	A036 H 6077Z		2	2	2			*	Screw. Escutcheon Securing,		
HA7	X036 H 6035Z	1							Nut. Steering Wheel Securing,		
HA8	A074 H 0731W					1			Assembly Column. comprising, Column. Lower Inner, (item HA2) Clamp. Impact, (item HA3)		

PLATE Ref: No.	PART NO.	QUANTITY					STEERING		DESCRIPTION	CHANGE POINT	BULLETIN REF.
		ALL	T/C	T/C Fed.	Special	Spec. Fed.	LH	RH			
HA9	A074 M 6019W					1			Nut. Steering Wheel Securing, (item HA7)		
HA10	A074 B 0935Z					1			Assembly. Steering Column Switch,		
HA11	A074 B 0937Z					1			Escutcheon. Upper,		
HA12	A036 H 6065Z		1		1		*	*	Escutcheon. Lower,		
	A036 H 6064Z			1		1			Lock. Steering Column,		
HA13	A036 H 6006Z		1	1	1		*	*	Lock. Steering Column,		
	A074 H 6007Z					1			Wheel. Steering,		
HA14	X036 H 6034Z	1							Wheel. Steering,		
HA15	A054 H 0031Z	1							Slip Ring.		
	303C	2							Bracket Support.		
	102	2							Screw. Securing,		
HA16	A054 H 0067Z		1	1	1	1	*		Washer.		
	A054 H 0066Z		1		1			*	Bracket. Anti-rotation,		
HA17	A074 H 0094Z		1		1			*	Bracket. Anti-rotation,		
	A074 H 0095Z		1	1	1	1	*		Bracket. Impact,		
HA18	A074 H 6000Z	1							Bracket. Impact,		
HA19	B074 H 0703W		1	1	1	1	*		Joint. Universal,		
	B074 H 0704W		1		1			*	Assembly. Rack and Pinion,		
HA20	A074 H 0088Z	2							Assembly. Rack and Pinion,		
HA21	X036 H 6027Z	2							Assembly. Ball Joint,		
									Bellows.		

PLATE	PART NO.	QUANTITY					STEERING		DESCRIPTION	CHANGE POINT	BULLETIN REF.
		ALL	T/C	T/C Fed.	Special	Spec. Fed.	LH	RH			
Ref: No.											
HA22	X046 H 0015Y	2							Bracket, Rack and Pinion Mounting,		
	6C	4							Bolt, Bracket,		
	110	4							Washer.		
	208	4							Nut.		

JA



NOTE - BUNDY PIPES ARE USUALLY SUPPLIED IN STRAIGHT LENGTHS

J31

572

PLATE	PART NO.	QUANTITY					STEERING		DESCRIPTION	CHANGE POINT	BULLETIN REF.
		ALL	T/C	T/C Fed.	Special	Spec. Fed.	LH	RH			
Ref: No.											
									<u>HANDBRAKE ASSEMBLY (ALL VARIANTS) & SINGLE BRAKING SYSTEM.</u>		
JA1	X046 J 6019W	1			1		*	*	Reservoir.		
	X046 J 6041Z	1			1		*	*	Cap. Reservoir,		
	X046 J 0048Z	1			1		*	*	Bracket. Mounting,		
JA2	X046 J 6018W	1			1		*	*	Cylinder. Master,		
	X046 J 6015Z	1			1		*	*	Kit. Master Cylinder Servicing,		
JA3	A074 J 0193Z	1			1		*	*	Adaptor. Push Rod,		
JA4	X046 J 0076Z	1			1		*	*	Clevis. Push Rod,		
JA5	W0084	1			1		*	*	Pin. Clevis,		
	W0086	1			1		*	*	Pin. Split,		
JA6	C036 J 0752W	1			1			*	Assembly. Handbrake, - R/H,		
	C036 J 0751W	1	1		1	1	*		Assembly. Handbrake, - L/H,		
	7	1							Screw. Handbrake to Bracket,		
	211	1							Nut.		
JA7	X054 J 0104Z	1			1			*	Bracket. Handbrake, - R/H,		
	X054 J 0103Z	1	1		1	1	*		Bracket. Handbrake, - L/H,		
	7	2							Screw. Bracket Securing,		
	118	2							Washer.		

0972.

JA1.

572

PLATE	PART NO.	QUANTITY					STEERING		DESCRIPTION	CHANGE POINT	BULLETIN REF.
		ALL	T/C	T/C Fed.	Special	Spec. Fed.	LH	RH			
Ref: No.											
	211	2							Nut.		
	A074 M 6016Z			1		1			Microswitch. Handbrake,		
JA8	A074 J 0747Z	1							Cable. Handbrake to Multiplying Lever,		
JA9	A074 J 0750Z		1		1			*	Lever. Multiplying, - R/H		
	A074 J 0749Z		1	1	1	1		*	Lever. Multiplying, - L/H		
	A074 J 0748Z	1							Bolt. Pivot,		
	W0078	1							Washer.		
JA10	B074 J 0194Z	1							Cable. Handbrake Intermediate,		
JA11	X046 J 6028Z	1							Compensator.		
JA12	X046 J 0069Z	1							Cable. Handbrake Rear,		
JA13	X046 J 0016Z	1							Spring. Handbrake Cable Return,		
JA14	X046 J 6032Z		1		1		*	*	Pipe. Bundy, - Reservoir to Master Cylinder		
JA15	X050 J 6052Z		1		1		*	*	Pipe. Bundy, - Master Cylinder to Two way union		
JA16	A050 J 6085Z		1		1		*	*	Union. Two way,		
JA17	A074 J 6010Z		1		1		*	*	Pipe. Bundy, - Two way union to Servo Unit		
JA18	X026 J 6019Z		1		1		*	*	Pipe. Bundy, - Servo Unit to Five way union		
JA19	X046 J 6045Z		1		1		*	*	Pipe. Bundy, - Five way union to L/H Rear Hose		
JA20	A036 J 6093Z		1		1		*	*	Pipe. Bundy, - Five way union to R/H Rear Hose		
JA21	A054 J 6006Z		1		1		*	*	Pipe. Bundy, - Five way union to Three way union		
JA22	A036 J 6089Z		1		1		*	*	Pipe. Bundy, - Three way union to L/H front hose		

0972.

JA2.

27

PLATE Ref: No.	PART NO.	QUANTITY					STEERING		DESCRIPTION	CHANGE POINT	BULLETIN REF.
		ALL	T/C	T/C Fed.	Special	Spec. Fed.	LH	RH			
JA23	A074 J 6007Z	1		1			*	*	Pipe. Bundy, -Three way union to R/H Front Hose		
JA24	X046 J 6044Z	2		2			*	*	Pipe. Bundy, Hose to Caliper,		
JA25	A074 J 6032Z	2		2			*	*	Pipe. Bundy, Hose to Rear Brake,		
JA26	X036 J 6015Z	1		1			*	*	Union. Five way,		
	A050 B 1938Z	1		1			*	*	Spacer. Five way Union to Chassis,		
JA27	X036 J 6016Z	1		1			*	*	Union. Three way,		
JA28	X046 J 6025Z	1		1			*	*	Switch. Stop Light,		
	X036 J 6059Z	1		1			*	*	Seal. Stop Light Switch,		
JA29	X046 J 6016Z	2		2			*	*	Hose. Flexible, - Front		
	216	2		2			*	*	Nut. Securing,		
JA30	X046 J 2001Z	1		1			*	*	Bracket. Hose Securing, - R/H		
JA31	X046 J 2000Z	1		1			*	*	Bracket. Hose Securing, - L/H		
JA32	X046 J 6020Z	2		2			*	*	Hose. Flexible, - Rear		
	216	2		2			*	*	Nut. Securing,		
JA33	X046 J 2002Z	2		2			*	*	Bracket. Hose Securing,		
JA34	X054 J 6023W	1		1			*	*	Unit. Brake Servo,		
JA35	D036 J 0162Z	1		1			*	*	Bracket. Servo Unit Mounting,		
	C036 J 00B9Z	1		1			*	*	Plate. Backing,		
JA36	A074 J 6005Z	1		1			*	*	Hose. Vacuum,		
	A074 J 6019Z	1		1			*	*	Hose. Vacuum,		
JA37	A074 J 6009Z	1		1			*	*	Pipe. Bundy, - Vacuum		
JA38 0972.	X050 J 607BZ	1		1			*	*	Hose. Vacuum,		JA3.

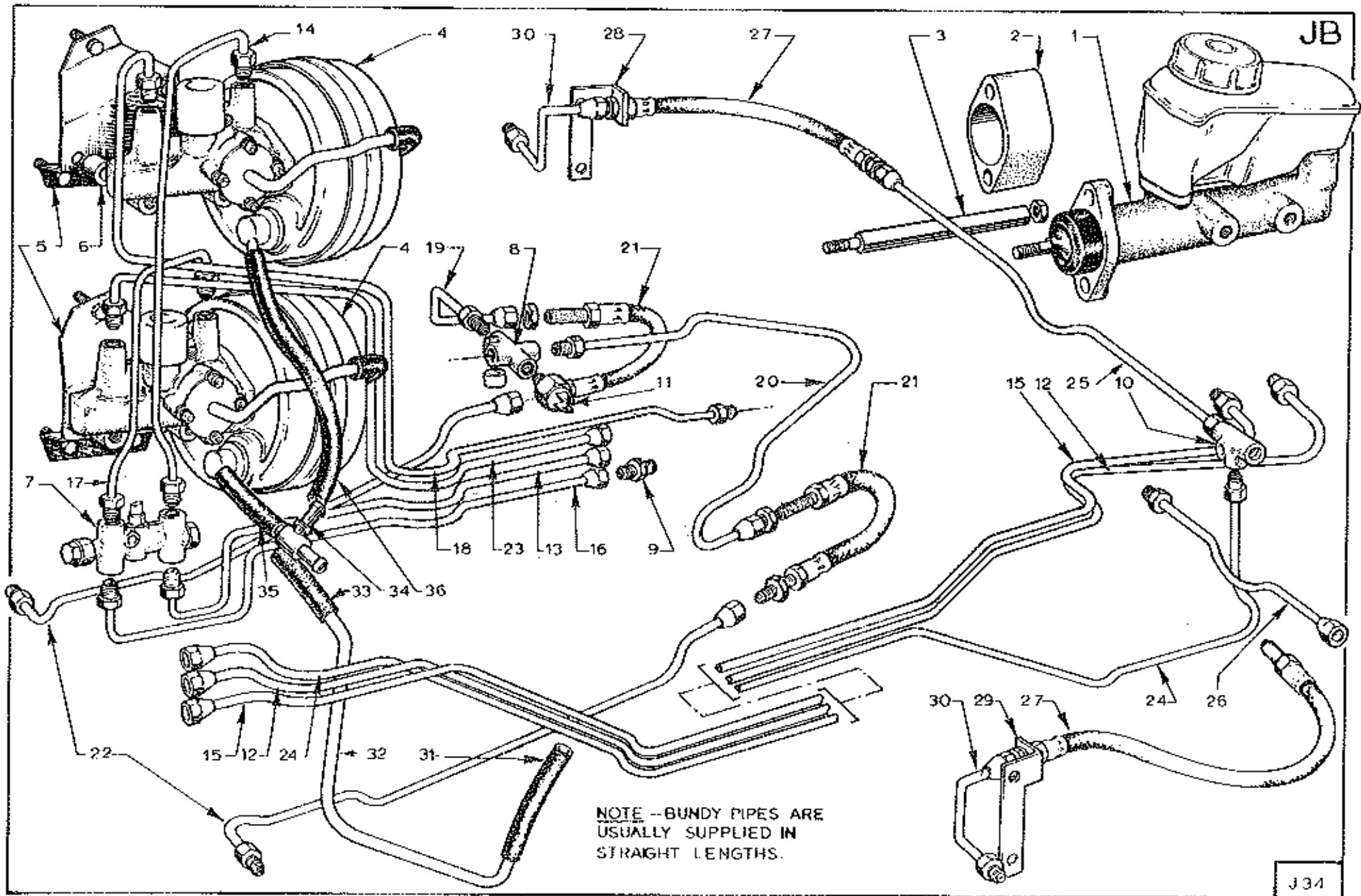


PLATE	PART NO.	QUANTITY					STEERING		DESCRIPTION	CHANGE POINT	BULLETIN REF.
		ALL	T/C	T/C Fed.	Special	Spec. Fed.	LH	RH			
Ref: No.											
JB1	A074 J 6033W	1	1	1	1		*		<u>DUAL BRAKING SYSTEM</u> Cylinder. Master, c/w Reservoir		
	A074 J 6051W	AR	AR	AR	AR		*		Kit. Reservoir Servicing, Cap. Filler,		
	A074 J 6052Z	1	1	1	1		*		Kit. Master Cylinder Servicing,		
JB2	C074 J 0204Z	1	1	1	1		*		Spacer. Master Cylinder,		
JB3	A074 J 0206Z	1	1	1	1		*		Adaptor. Push Rod,		
JB4	X036 J 6085Z	2	2	2	2		*		Unit. Brake Servo, - Front and Rear		
JB5	D036 J 0162Z	2	2	2	2		*		Bracket. Servo Mounting,		
JB6	A074 J 0209Z	3	3	3	3		*		Spacer. Servo Mounting Bracket, - Rear,		
JB7	X050 J 6053W	1	1	1	1		*		Valve. Pressure Difference Warning, (P.D.W.V.)		
JB8	X046 J 6017Z	1	1	1	1		*		Union. 4 Way,		
	X058 1938Z	1	1	1	1		*		Spacer. Union to Chassis,		
JB9	A050 J 6085Z	3	3	3	3		*		Union. 2 Way,		
JB10	X036 J 6016Z	1	1	1	1		*		Union. 3 Way,		
JB11	X046 J 6025Z	1	1	1	1		*		Switch. Stop Light,		
	X036 J 6059Z	1	1	1	1		*		Seal. Stop Light Switch,		
JB12	A074 J 6025Z	1	1	1	1		*		Pipe. Bundy, - Master Cylinder to 2 Way Union (Rear Servo System)		
JB13	A074 J 6026Z	1	1	1	1		*		Pipe. Bundy, - 2 Way Union to P.D.W.V. (Rear Servo System)		

PLATE Ref: No.	PART NO.	QUANTITY					STEERING		DESCRIPTION	CHANGE POINT	BULLETIN REF.
		ALL	T/C	T/C Fed.	Special	Spec. Fed.	LH	RH			
JB14	A074 J 6027Z	1	1	1	1		*		Pipe. Bundy, - P.D.W.V. to Rear Unit,		
JB15	A074 J 6016Z	1	1	1	1		*		Pipe. Bundy, - Master Cylinder to 2 Way Union (Front Servo System)		
JB16	A074 K 6017Z	1	1	1	1		*		Pipe. Bundy, - 2 Way Union to P.D.W.V. (Front Servo System)		
JB17	A074 J 6018Z	1	1	1	1		*		Pipe. Bundy, - P.D.W.V. to Front Servo Unit,		
JB18	A074 J 6034Z	1	1	1	1		*		Pipe. Bundy, - Rear Servo Unit to 4 Way Unit,		
JB19	A074 J 6030Z	1	1	1	1		*		Pipe. Bundy, - 4 Way Union to L/H Rear Flexible Hose		
JB20	A074 J 6031Z	1	1	1	1		*		Pipe. Bundy, - 4 Way Union to R/H Rear Flexible Hose		
JB21	X046 J 6020Z	2	2	2	2		*		Hose. Flexible, - Rear		
JB22	A074 J 6032Z	2	2	2	2		*		Pipe. Bundy, - Flexible Hose to Brake Drums		
JB23	A074 J 6035Z	1	1	1	1		*		Pipe. Bundy, - Front Servo Unit to 2 Way Union		
JB24	A074 J 6025Z	1	1	1	1		*		Pipe. Bundy, - 2 Way Union to 3 Way Union		
JB25	A074 J 6023Z	1	1	1	1		*		Pipe. Bundy, - 3 Way Union to L/H Front Flexible Hose		
JB26	A074 J 6024Z	1	1	1	1		*		Pipe. Bundy, - 3 Way Union to R/H Front Flexible Hose		
JB27	X046 J 6016Z	2	2	2	2		*		Hose. Flexible, - Front		
JB28	X046 J 2000Z	1	1	1	1		*		Bracket. Hose Securing, - L/H		
JB29	X046 J 2001Z	1	1	1	1		*		Bracket. Hose Securing, - R/H		
JB30	A074 J 6022Z	2	2	2	2		*		Pipe. Bundy, - Flexible Hose to Front Caliper		
JB31	A074 J 6020Z	1	1	1	1		*		Hose. Vacuum, - Vacuum Take Off to Bundy Pipe Connecting,		
JB32	A074 J 6021Z	1	1	1	1		*		Pipe. Bundy, - Vacuum Take Off to 'T' Piece		

PLATE Ref: No.	PART NO.	QUANTITY					STEERING		DESCRIPTION	CHANGE POINT	BULLETIN REF.
		ALL	T/C	T/C Fed.	Special	Spec. Fed.	LH	RH			
JB33	A074 J 6019Z	1	1	1	1	1	*		Hose Vacuum, - Bundy pipe to 'T' Piece Connecting		
JB34	A074 J 6040Z	1	1	1	1	1	*		'T' Piece.		
JB35	A074 J 6019Z	1	1	1	1	1	*		Hose Vacuum, - 'T' Piece to Front Servo Unit.		
JB36	A074 J 6020Z	1	1	1	1	1	*		Hose Vacuum, - 'T' Piece to Rear Servo Unit.		

JC

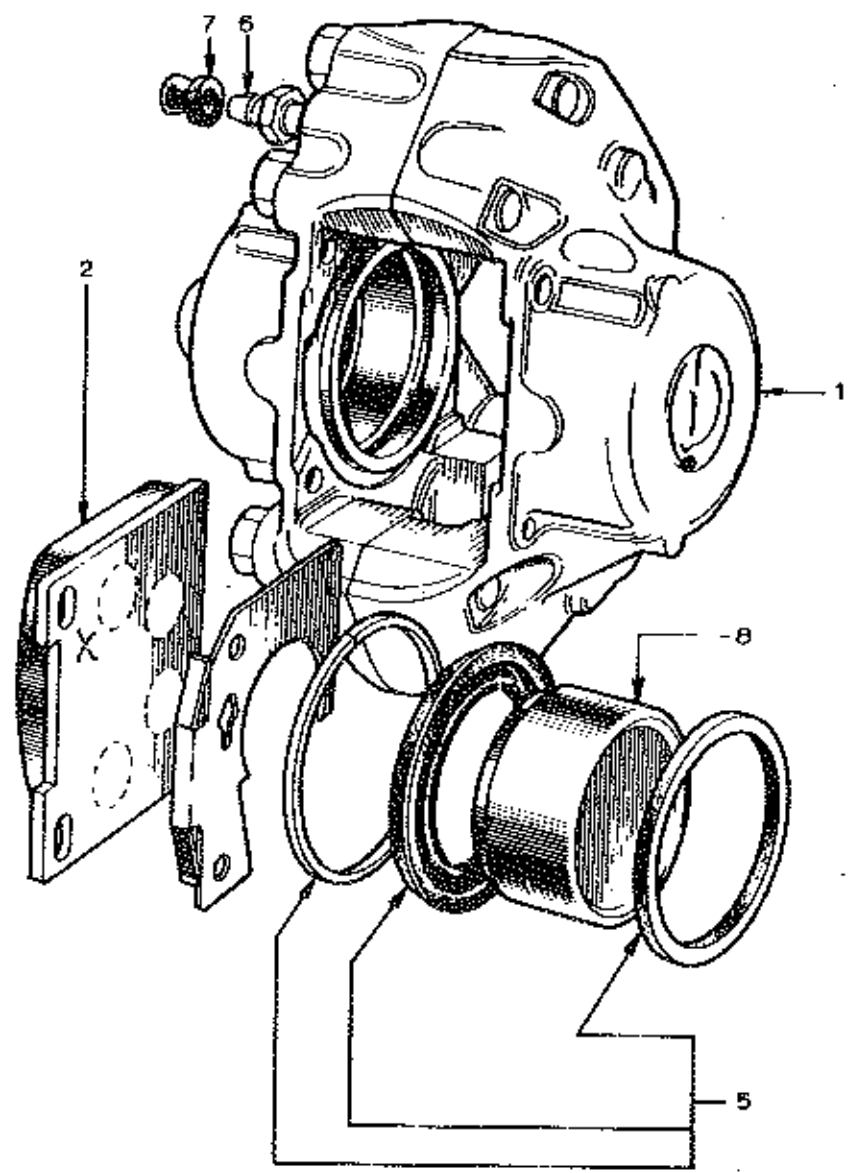
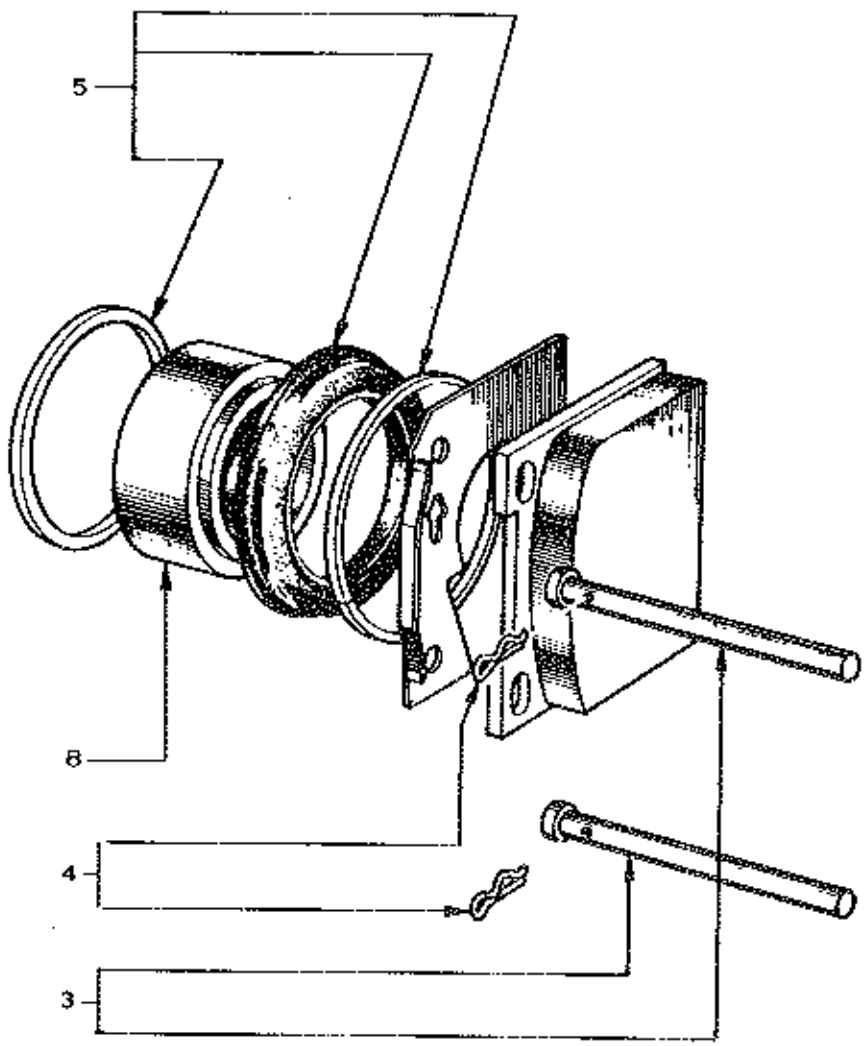


PLATE Ref: No.	PART NO.	QUANTITY					STEERING		DESCRIPTION	CHANGE POINT	BULLETIN REF.
		ALL	T/C	T/C Fed.	Special	Spec. Fed.	LH	RH			
JC1	A036 J 6105Z	1							Caliper. L/H, (Less Pads)		
	A036 J 6106Z	1							Caliper. R/H, (Less Pads)		
JC2	A074 J 01B8Z	1							Pad. Brake, - Set		
JC3	X036 J 6011Z	4							Pin. Pad Retaining,		
JC4	X036 J 6012Z	4							Clip. Pin Retaining,		
JC5	X036 J 6003Z	AR							Kit. Caliper Repair,		
JC6	X036 J 6004Z	2							Screw. Bleed,		
JC7	X036 J 6005Z	2							Cover. Bleed Screw,		
JC8	X036 J 6000Z	4							Piston.		

JD

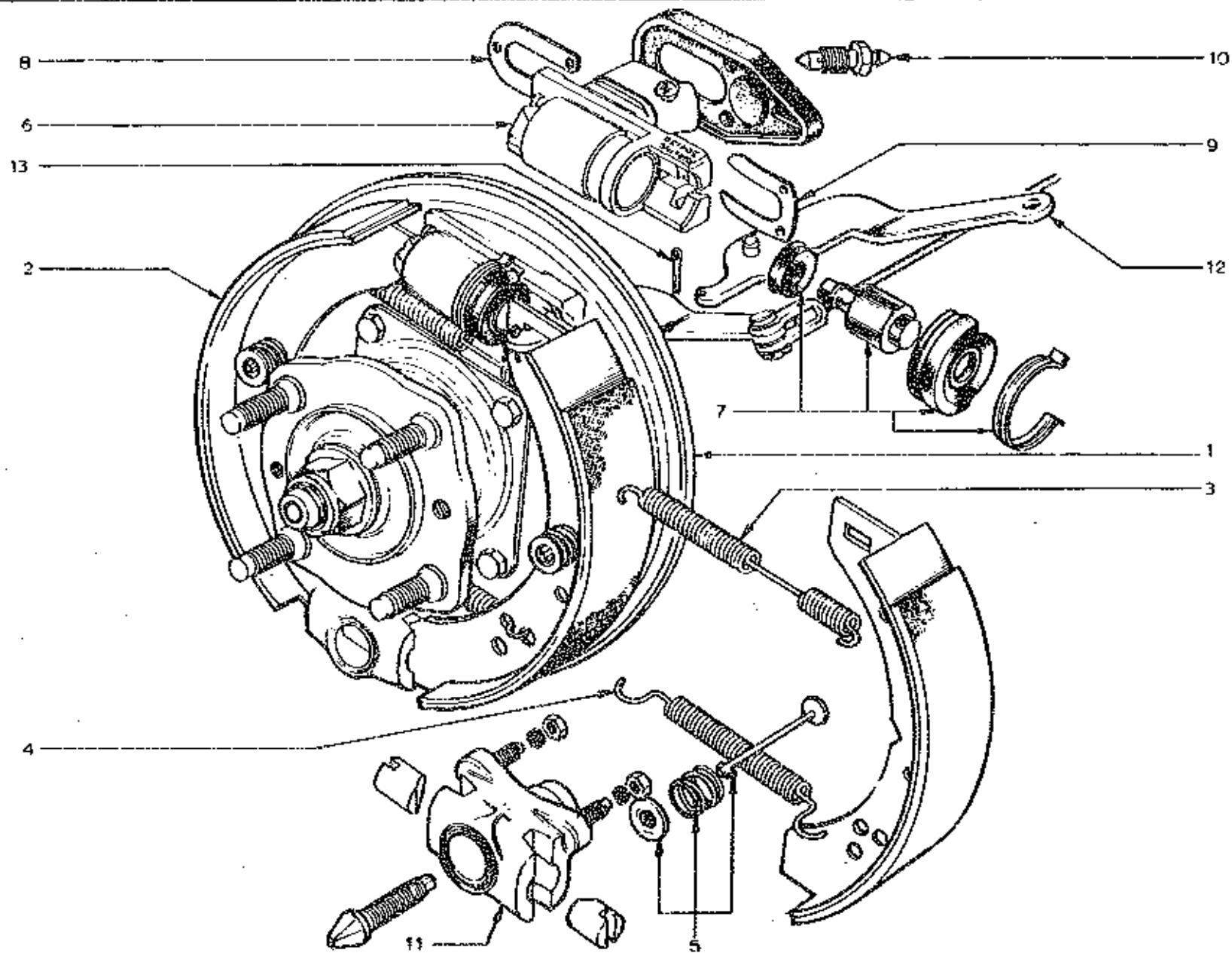


PLATE Ref: No.	PART NO.	QUANTITY					STEERING		DESCRIPTION	CHANGE POINT	BULLETIN REF.
		ALL	T/C	T/C Fed.	Special	Spec. Fed.	LH	RH			
	A046 J 6021W		1	1			*	*	Assembly. Rear Brake, - L/H		
	A046 J 6022W		1	1			*	*	Assembly. Rear Brake, - R/H		
JD1	X046 J 6000Z		1	1			*	*	Backplate. L/H,		
	X046 J 6001Z		1	1			*	*	Backplate. R/H,		
JD2	X046 J 6002Z		4	4			*	*	Shoe. Brake,		
JD3	X046 J 6003Z		2	2			*	*	Spring. Upper Return,		
JD4	X046 J 6004Z		2	2			*	*	Spring. Lower Return,		
JD5	X046 J 6046Z		4	4			*	*	Assembly. Steady Rest,		
JD6	X046 J 6005W		2	2			*	*	Assembly. Wheel Cylinder,		
JD7	X046 J 6006Z		AR	AR			*	*	Kit. Cylinder Servicing,		
JD8	X046 J 6009Z		2	2			*	*	Plate. Retaining,		
JD9	X046 J 6010Z		2	2			*	*	Plate. Locking,		
JD10	X046 J 6004Z		2	2			*	*	Screw. Bleed,		
JD11	X046 J 6011Z		2	2			*	*	Assembly. Brake Shoe Adjuster,		
JD12	X046 J 6007Z		2	2			*	*	Lever. Handbrake,		
	W0086		2	2			*	*	Split Pin.		
	A074 J 6037W				1	1	*	*	Assembly. Rear Brake, - L/H		
	A074 J 6038W				1	1	*	*	Assembly. Rear Brake, - R/H		
JD1	A074 J 6043Z				1	1	*	*	comprising Backplate. L/H,		
	A074 J 6044Z				1	1	*	*	Backplate. R/H,		

1452

PLATE	PART NO.	QUANTITY					STEERING		DESCRIPTION	CHANGE POINT	BULLETIN REF.
		ALL	T/C	T/C Fed.	Special	Spec. Fed.	LH	RH			
Ref: No.											
JD2	A074 J 6044Z				4	4	*	*	Shoe. Brake,		
JD6	A074 J 6046W				2	2	*	*	Assembly. Wheel Cylinder,		
	A074 J 6047Z				AR	AR	*	*	Kit. Cylinder Servicing,		
JD11	A074 J 6049W				1	1	*	*	Unit. Adjuster, - L/H		
	A074 J 6048W				1	1	*	*	Unit. Adjuster, - R/H		
	13	8							Screw. Brake Assembly to Radius Arm,		
	116	8							Washer.		

JE

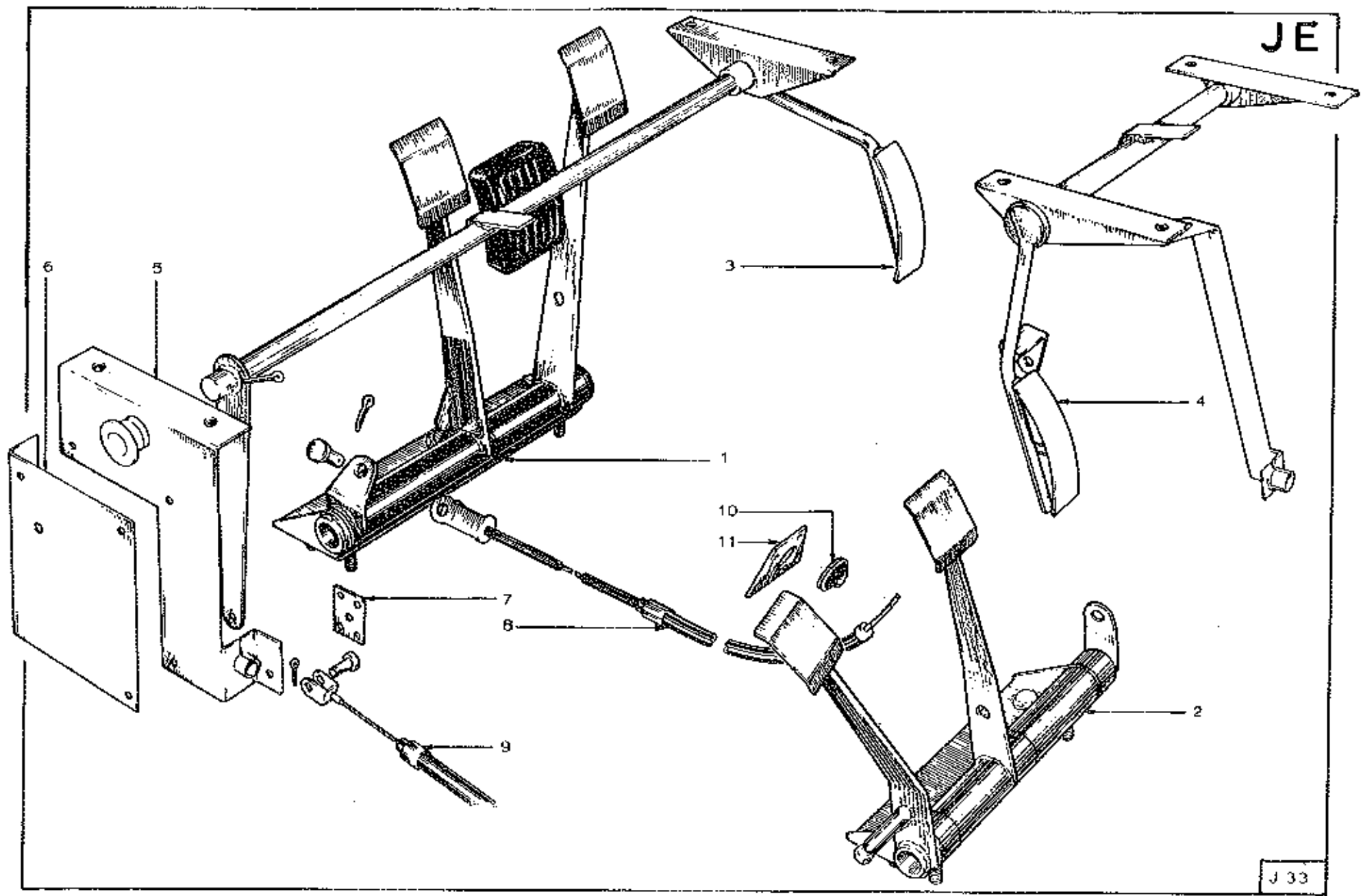
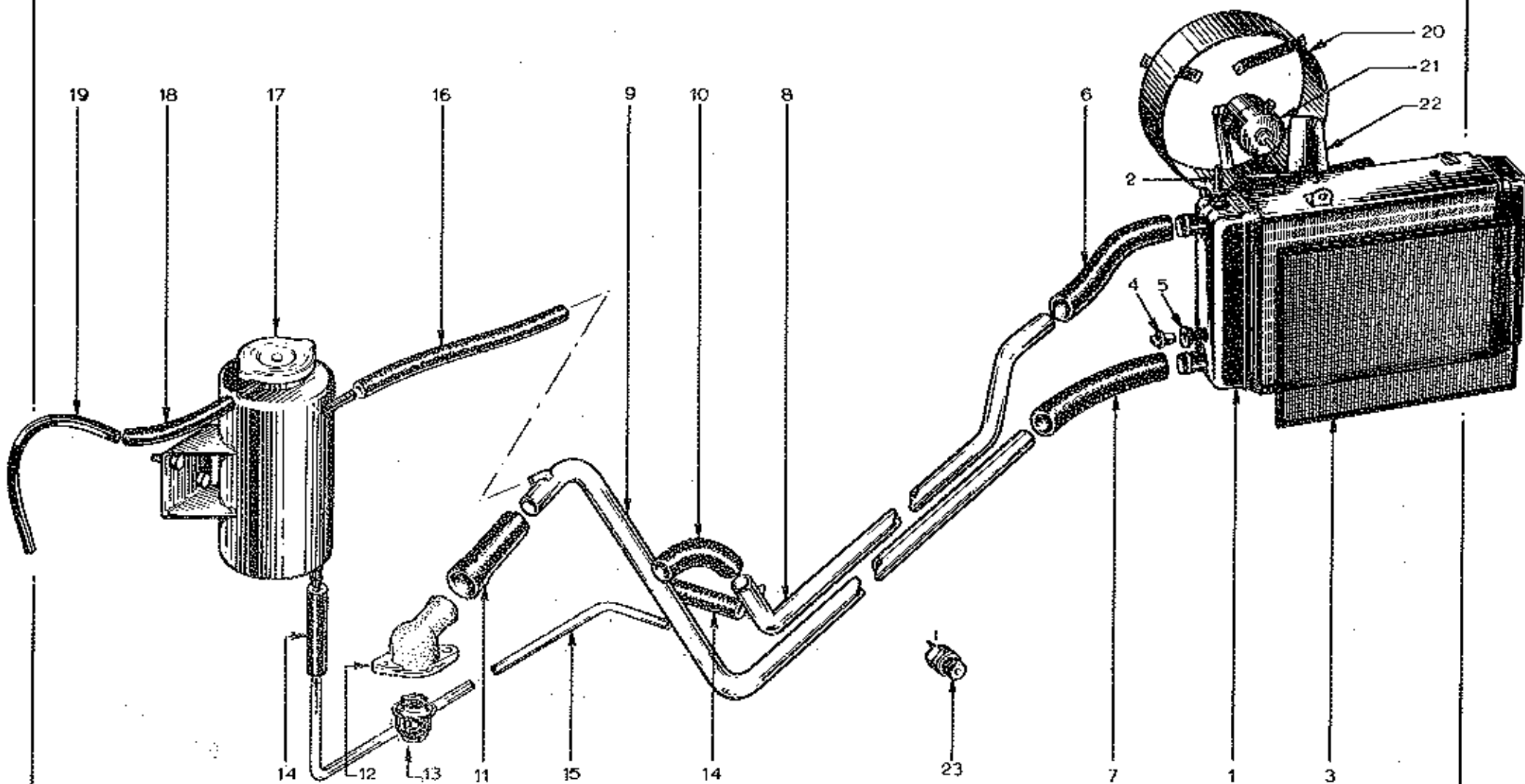


PLATE	PART NO.	QUANTITY					STEERING		DESCRIPTION	CHANGE POINT	BULLETIN REF.
		ALL	T/C	T/C Fed.	Special	Spec. Fed.	LH	RH			
Ref: No.											
JE1	D074 J 0746Z	1			1			*	Assembly. Brake and Clutch Pedal,		
JE2	A074 J 0203W	1			1			*	Assembly. Brake and Clutch Pedal,		
JE3	B074 J 0185Z	1			1			*	Assembly. Throttle Pedal,		
JE4	A074 J 0205Z	1			1			*	Assembly. Throttle Pedal,		
JE5	A074 J 0196Z	1			1			*	Abutment. Throttle Cable,		
JE6	A074 J 0198Z	1			1			*	Plate. Cable Abutment Cover,		
JE7	A074 J 0200Z	1			1			*	Plate. Backing,		
JE8	D074 Q 0037W	1			1			*	Cable. Clutch,		
	D074 Q 0040W	1	1		1	1		*	Cable. Clutch,		
	W0084	1							Pin. Clevis,		
	W0086	1							Pin. Split,		
JE9	B074 E 0147Z	1			1			*	Cable. Throttle, (Dellorto Carbs).		
	D074 E 0149Z	1			1			*	Cable. Throttle, (Dellorto Carbs).		
	C074 E 0148Z			1		1			Cable. Throttle, (Stromberg Carbs).		
	W0084	1							Pin. Clevis,		
	W0086	1							Pin. Split,		
	A074 E 0464Z	1			1			*	Spring. Throttle Return,		
	A026 S 0028Z			1		1			Spring. Throttle Return,		
JE10	X050 B 6158Z	2			2			*	Grommet. Throttle/Clutch Cable, - Bulkhead.		
	X050 B 6158Z	1	1		1	1		*	Grommet. Throttle/Clutch Cable, - Bulkhead.		

573

PLATE Ref: No.	PART NO.	QUANTITY					STEERING		DESCRIPTION	CHANGE POINT	BULLETIN REF.
		ALL	T/C	T/C Fed.	Special	Spec. Fed.	LH	RH			
JE11	A074 Q 0042Z	2			2			*	Plate. Grommet,		
	A074 Q 0042Z	1			1		*		Plate. Grommet,		

KA

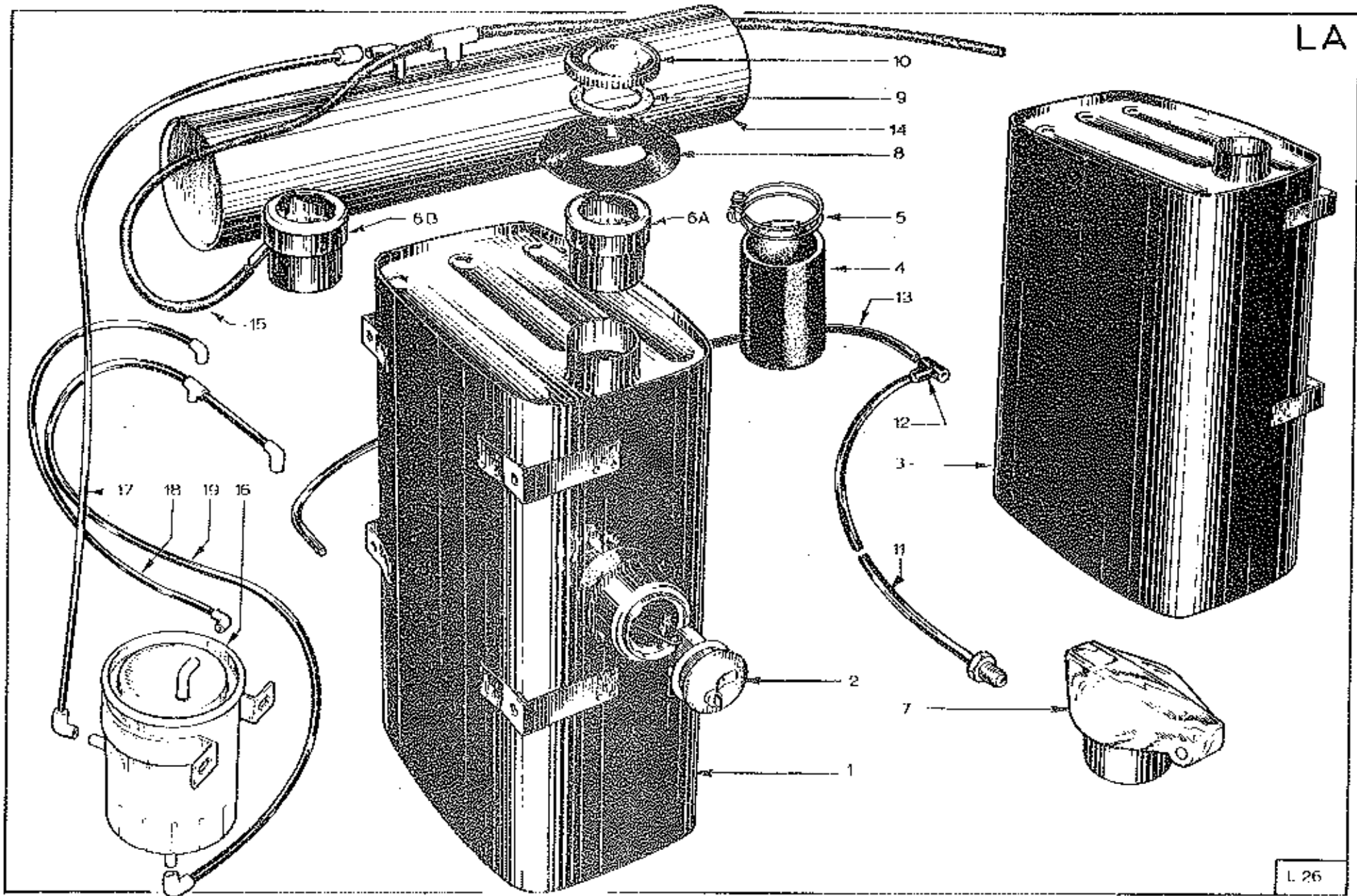


K10

PLATE Ref: No.	PART NO.	QUANTITY					STEERING		DESCRIPTION	CHANGE POINT	BULLETIN REF.
		ALL	T/C	T/C Fed.	Special	Spec. Fed.	LH	RH			
KA1	D074 K 0088Z	1							Radiator.		
	4	1							Screw. Top Securing,		
	113	1							Washer.		
	208	1							Nut.		
	208	2							Nut. Bottom Securing,		
	113	2							Washer.		
KA2	A054 K 6001Z	1							Valve. Bleed,		
KA3	X046 K 0001A	1							Screen. Radiator,		
KA4	A036 K 6026Z	1							Switch. Thermal,		
KA5	A036 K 6027Z	1							Grommet. Switch,		
KA6	X046 K 0003Z	1							Hose. Radiator, (top)		
KA7	A074 K 0087Z	1							Hose. Radiator, (bottom)		
KA8	B074 K 0095Z	1							Pipe. Transfer, - Radiator to Pump,		
KA9	B074 K 0098Z	1							Pipe. Transfer, - Radiator to Thermostat,		
KA10	A074 K 0093Z	1							Hose. Transfer Pipe to Pump,		
KA11	A074 K 0009Z	1							Hose. Transfer Pipe to Thermostat,		
KA12	A036 E 6101Z	1							Housing. Thermostat,		
	A036 E 6102Z	1							Gasket.		
KA13	A036 E 6023Z	1							Thermostat. (78° C)		
KA14	A074 K 0092Z	2							Hose. Water Feed Pipe Connecting,		

PLATE Ref: No.	PART NO.	QUANTITY					STEERING		DESCRIPTION	CHANGE POINT	BULLETIN REF.
		ALL	T/C	T/C Fed.	Special	Spec. Fed.	LH	RH			
KA15	A074 K 0097Z	1							Pipe. Water Feed,		
KA16	A074 K 0094Z	1							Hose. Bleed,		
KA17	C074 K 0091Z	1							Tank. Header,		
KA18	A036 L 0085V	AR							Hose. Header Tank to Overflow Pipe,		
KA19	A074 K 0066Z	1							Pipe. Overflow,		
KA20	A074 K 0086Z	1							Cowl. Fan c/w Mounting,		
KA21	A036 K 0080Z	1							Motor. Fan,		
KA22	A074 K 6000Z	1							Fan.		
KA23	A050 M 6136Z W	1							Transmitter. Water Temperature,		

LA

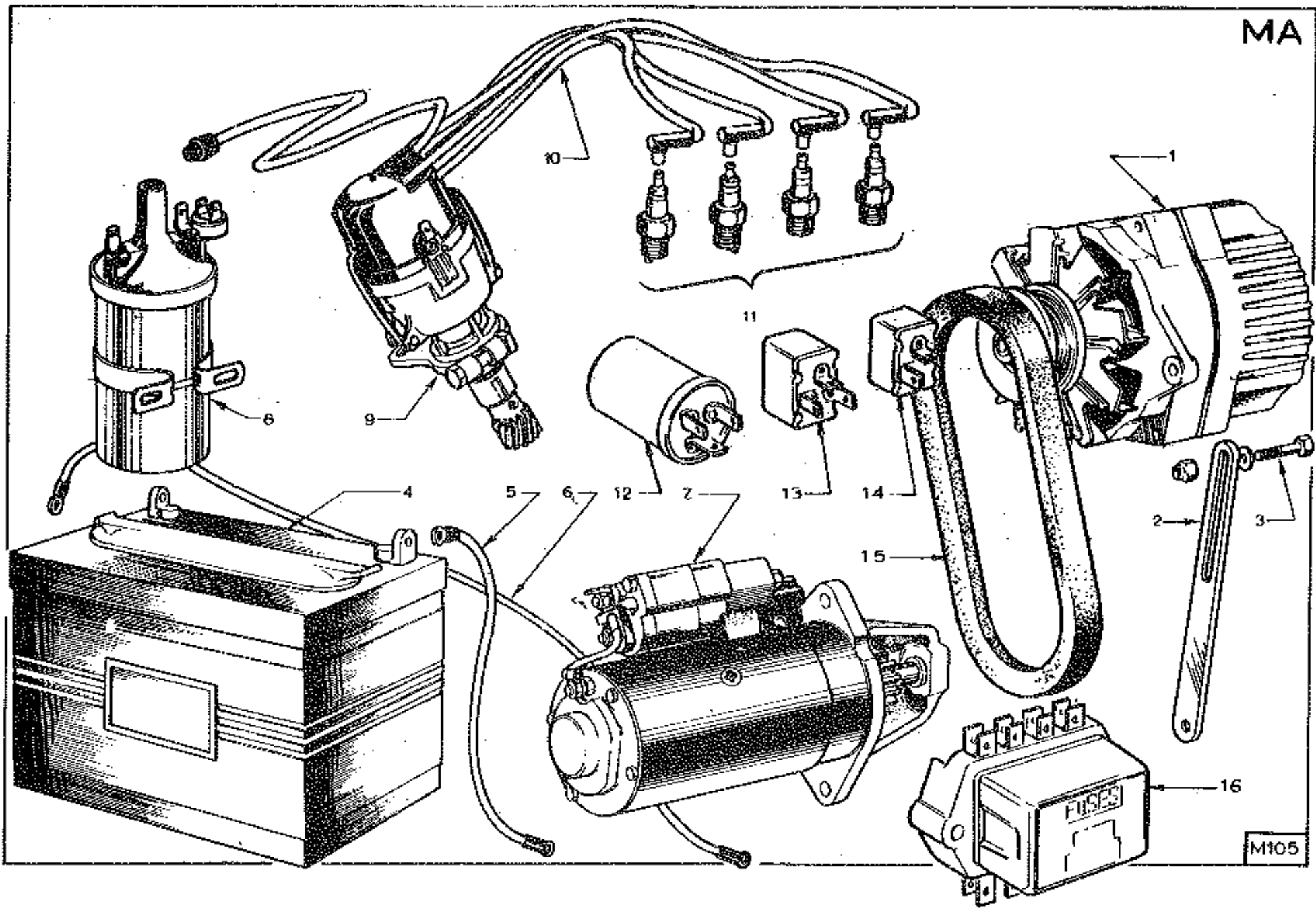


1272

PLATE Ref: No.	PART NO.	QUANTITY					STEERING		DESCRIPTION	CHANGE POINT	BULLETIN REF.
		ALL	T/C	T/C Fed.	Special	Spec. Fed.	LH	RH			
LA1	D074 L 0014W	1							Tank. L/H Fuel, c/w Contents Transmitter,		
LA2	A074 L 6000Z	1							Transmitter. Fuel Content,		
	X050 L 6001Z	1							Gasket. Contents Transmitter,		
LA3	D074 L 0015W	1							Tank. R/H Fuel,		
LA4	A046 L 0003Z	2							Hose. Fuel Filler,		
LA5	X054 K 6000Z	4							Clip. Hose Securing,		
LA6A	A074 L 0719W		2				*	*	Assembly. Filler Neck,		
LA68	A074 L 0705Z			2					Assembly. Filler Neck,		
LA7	A074 L 0721Z				2		*	*	Assembly. Filler Neck, c/w 'Flip Top' Cap,		
	A074 L 0720Z					2			Assembly. Filler neck, c/w 'Flip Top' Cap,		
LA8	X046 L 6001Z	2							Grommet. Filler Neck,		
LA9	X046 L 6005Z		2	2			*	*	Seal. Filler Cap,		
LA10	X046 L 6002Z		2	2			*	*	Cap. Filler,		
LA11	A074 L 0087Z		1		1		*	*	Pipe. 'T' Piece to Fuel Pump,		
LA12	X026 S 0132Z		1		1		*	*	'T' Piece.		
LA13	A074 L 0086Z		1		1		*	*	Pipe. Tank to 'T' Piece,		
	X036 B 6010Z		2		2		*	*	Grommet. Tank Pipe,		
LA14	A074 L 0717W			1		1			Assembly. Catch Tank,		
	X036 L 6017Z			1		1			'T' Piece.		
LA15	A074 L 0089Z			1		1			Pipe. L/H Fuel Tank to Catch Tank,		
	A074 L 0090Z			1		1			Pipe. R/H Fuel Tank to Catch Tank,		

PLATE Ref: No.	PART NO.	QUANTITY					STEERING		DESCRIPTION	CHANGE POINT	BULLETIN REF.
		ALL	T/C	T/C Fed.	Special	Spec. Fed.	LH	RH			
LA16	A036 L 0046Z			1		1			Cannister. Charcoal,		
LA17	A074 L 0091Z			1		1			Pipe. Cannister to Catch Tank,		
	X036 J 0735Z			1		1			Connector. Elbow,		
LA18	A074 L 0092Z			1		1			Pipe. Cannister to Air Box,		
	X036 J 0735Z			1		1			Connector. Elbow,		
LA19	A074 L 0088Z			1		1			Pipe. Cannister to Carburetters,		

MA



M105

567

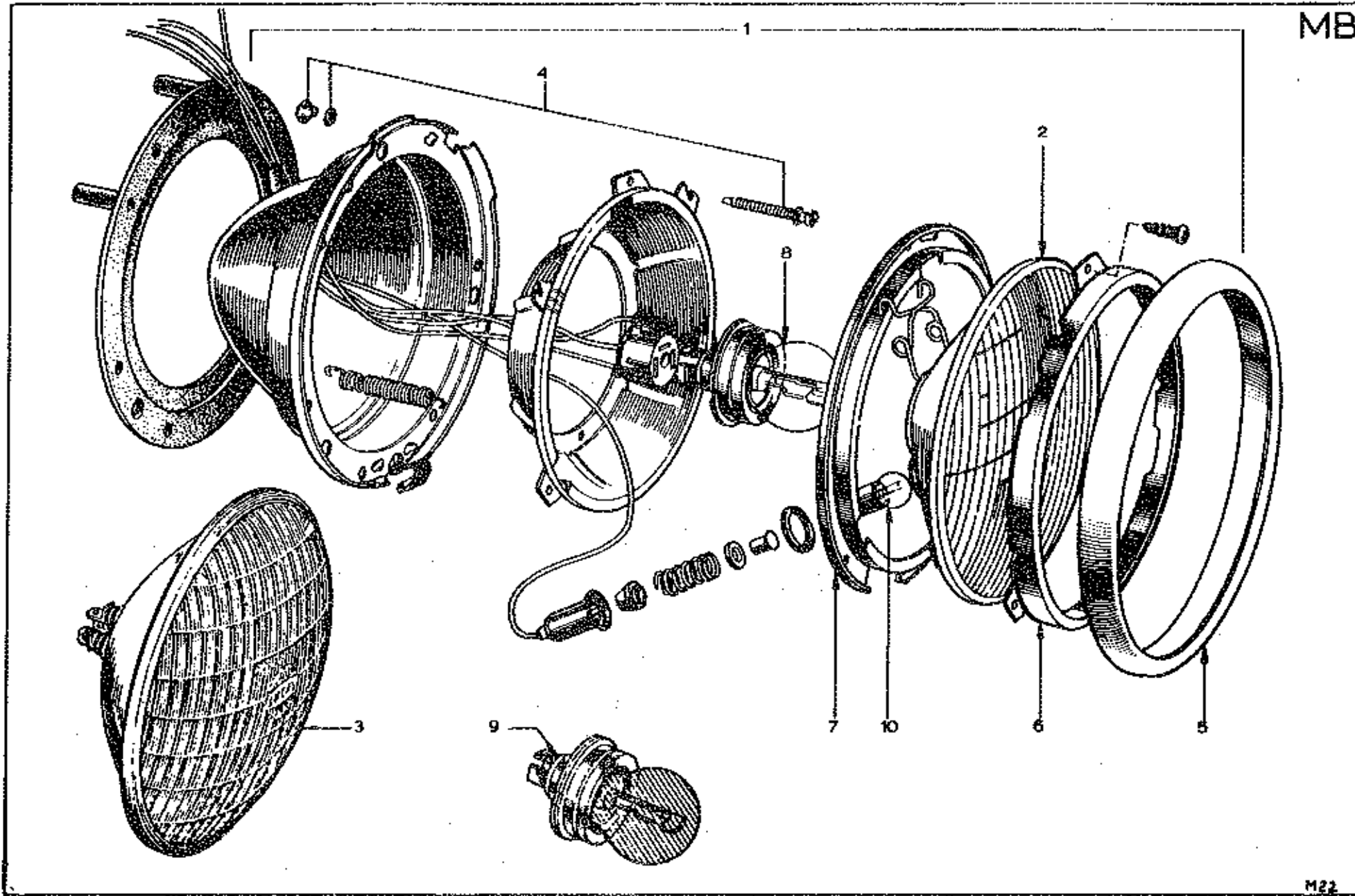
PLATE	PART NO.	QUANTITY					STEERING		DESCRIPTION	CHANGE POINT	BULLETIN REF.
		ALL	T/C	T/C Fed.	Special	Spec. Fed.	LH	RH			
Ref: No.											
	A074 M 0188W	1	1	1			*	*	Loom. Main,		
	B074 M 0188W				1				Loom. Main,		
	A074 M 0189W	1	1	1			*	*	Loom. Facia/Window Lift,		
	B074 M 0224Z				1				Loom. Facia/Window Lift,		
	A074 M 0190W	1	1	1			*	*	Loom. Panel Light,		
	B074 M 0190W				1				Loom. Panel Light,		
	A054 M 0792W			1					Loom. Hazard Warning,		
	A074 M 0203W	1		1			*		Loom. Hazard Warning,		
	X054 M 0785Z	1	1	1			*		Loom. Brake Fail,		
	A074 M 0209Z			1	1				Loom. Seat Belt Warning,		
	A074 M 0222Z		1		1				Lead. Extension, - Seat Belt Warning,		
MA1	A074 E 6000Z	1							Alternator.		
MA2	A074 E 0133Z	1							Arm. Adjusting,		
MA3	9	1							Bolt.		
	116	1							Washer.		
	211	1							Nut.		
MA4	X036 M 6002Z	1							Battery.		
MA5	A074 M 0191Z	1							Cable. Battery to Earth,		
MA6	X046 M 0046Z	1							Cable. Battery to Starter,		
	XUC8 0416Z	2							Bolt. Cables to Battery Terminals,		

1272 (AL 1)

MA1.

PLATE Ref: No.	PART NO.	QUANTITY					STEERING		DESCRIPTION	CHANGE POINT	BULLETIN REF.
		ALL	T/C	T/C Fed.	Special	Spec. Fed.	LH	RH			
	110	2							Washer.		
	206	2							Nut .		
MA7	A074 E 6010Z	1							Motor. Starter,		
MA8	X036 M 6298Z	1							Coil. Ignition,		
MA9	E026 M 0009W	1			1		*	*	Distributor.		
	G026 M 0009W			1		1			Distributor.		
	X028 M 0073Z	1							comprising:		
	X036 M 6057Z	1							Cap. Distributor,		
	X028 M 0070Z	1							Bush and Spring,		
	A036 M 6362Z	1							Arm. Rotor,		
	X036 M 6060Z	1							Contact Set. (Quick Fit),		
	A026 M 6097Z	1							Condenser.		
MA10	A036 E 0816W	1							Screw. Distributor to Block,		
	A074 E 0740Z	1							Harness. Ignition,		
MA11	A036 M 6412Z	4							Harness. Ignition (replaced by A036 E 0816W)		
MA12	X036 M 6270Z	1						*	Plug. Sparking,		
MA13	A036 M 6334Z			1					Unit. Hazard Flasher,		
	A007 M 4124Z								Unit. Hazard Flasher,		
MA14	X036 M 6300Z	1							Unit. Indicator Flasher,		
	X036 M 6301Z	1							Clip. Securing,		

PLATE Ref: No.	PART NO.	QUANTITY					STEERING		DESCRIPTION	CHANGE POINT	BULLETIN REF.
		ALL	T/C	T/C Fed.	Special	Spec. Fed.	LH	RH			
MA15	A074 E 6008Z	1							Belt. Alternator,		
MA16	A074 M 6001W	1							Box. Fuse,		
	X026 M 0039Z	1							Lead. Earth, - Engine to Chassis,		
	X036 B 1079Z	1							Horn. High Note,		
	X036 B 1080Z	1							Horn. Low Note,		
	X026 B 0403Z	2							Spacer. Horn to Body,		
	X050 M 6056Z	1							Set. Air Horn, (optional)		
	X050 B 1526Z	1							Bracket. Air Horn Mounting,		



4067

PLATE Ref: No.	PART NO.	QUANTITY					STEERING		DESCRIPTION	CHANGE POINT	BULLETIN REF.
		ALL	T/C	T/C Fed.	Special	Spec. Fed.	LH	RH			
MB1	A074 M 6002W		2		2			*	Assembly. Headlamps,		
	A054 M 6064W		2					*	Assembly. Headlamp, (replaced by A074 M 6002W)		
	X046 M 6197W		2		2			*	Assembly. Headlamp, (clear bulb and pilot bulb)		
	A054 M 6061W		2		2			*	Assembly. Headlamp, (yellow bulb and pilot bulb)		
	A036 M 6078W		2		2			*	Assembly. Headlamp, (clear bulb only)		
	A036 M 6302W			2		2			Assembly. Headlamp,		
MB2	X046 M 6185Z		2		2				Unit. Light,		
MB3	X036 M 6081Z		2		2			*	Unit. Light,		
	X036 M 6083Z			2		2			Unit. Light,		
MB4	X046 M 6187Z	4							Screw. Trimmer,		
MB5	X036 M 6036Z	2							Bezel.		
MB6	X046 M 6163Z	2							Rim.		
	X046 M 6162Z	2							Gasket.		
MB7	X036 M 6044Z	2							Gasket.		
MB8	A036 M 6360Z		2		2			*	Bulb. Clear,		
MB9	A036 M 6361Z		2		2			*	Bulb. Yellow,		
MB10	A036 M 6330Z		2		2			*	Bulb. Pilot,		
	RSTS 1014	8							Screw. Headlamp Mounting,		
	X036 B 6004Z	8							Nut.		


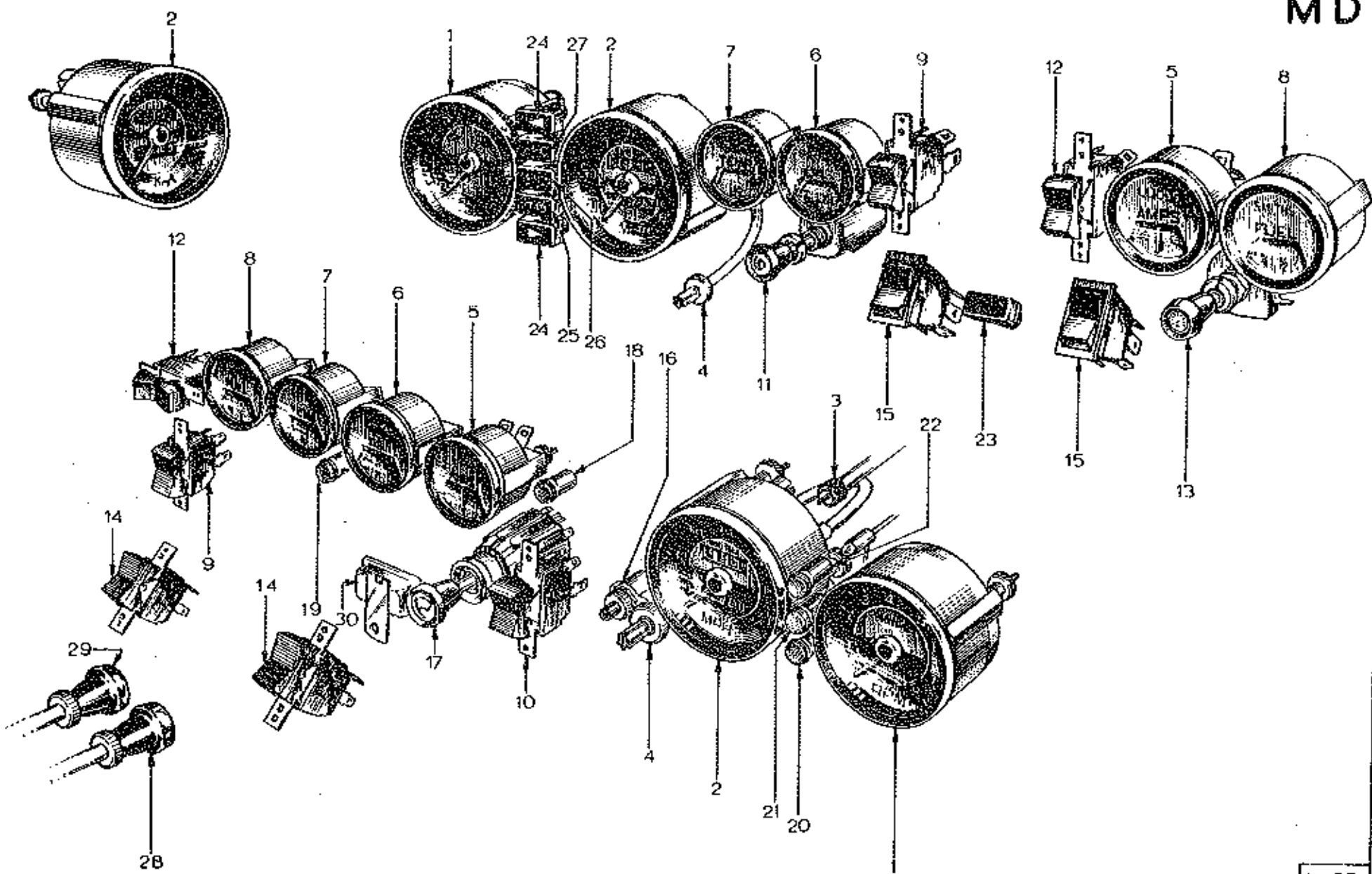


PLATE	PART NO.	QUANTITY					STEERING		DESCRIPTION	CHANGE POINT	BULLETIN REF.
		ALL	T/C	T/C Fed.	Special	Spec. Fed.	LH	RH			
Ref: No.											
MCI	X036 M 6252W	2			2		*	*	Lamp, Flasher, (amber)		
	A036 M 6324Z	2			2		*	*	Lens. Amber,		
	A036 M 6329Z	2			2		*	*	Bulb. Single Filament,		
MC2	X036 M 6263W	2			2		*		Lamp. Parking/Flasher, (clear)		
	A036 M 6323Z	2			2		*		Lens. Clear,		
	A036 M 6331Z	2			2		*		Bulb. Double Filament,		
	X036 M 6283W			2		2			Lamp. Parking/Flasher (amber)		
	A036 M 6372Z			2		2			Lens. Amber,		
	A036 M 6331Z			2		2			Bulb. Double Filament,		

MD



M 87

1272

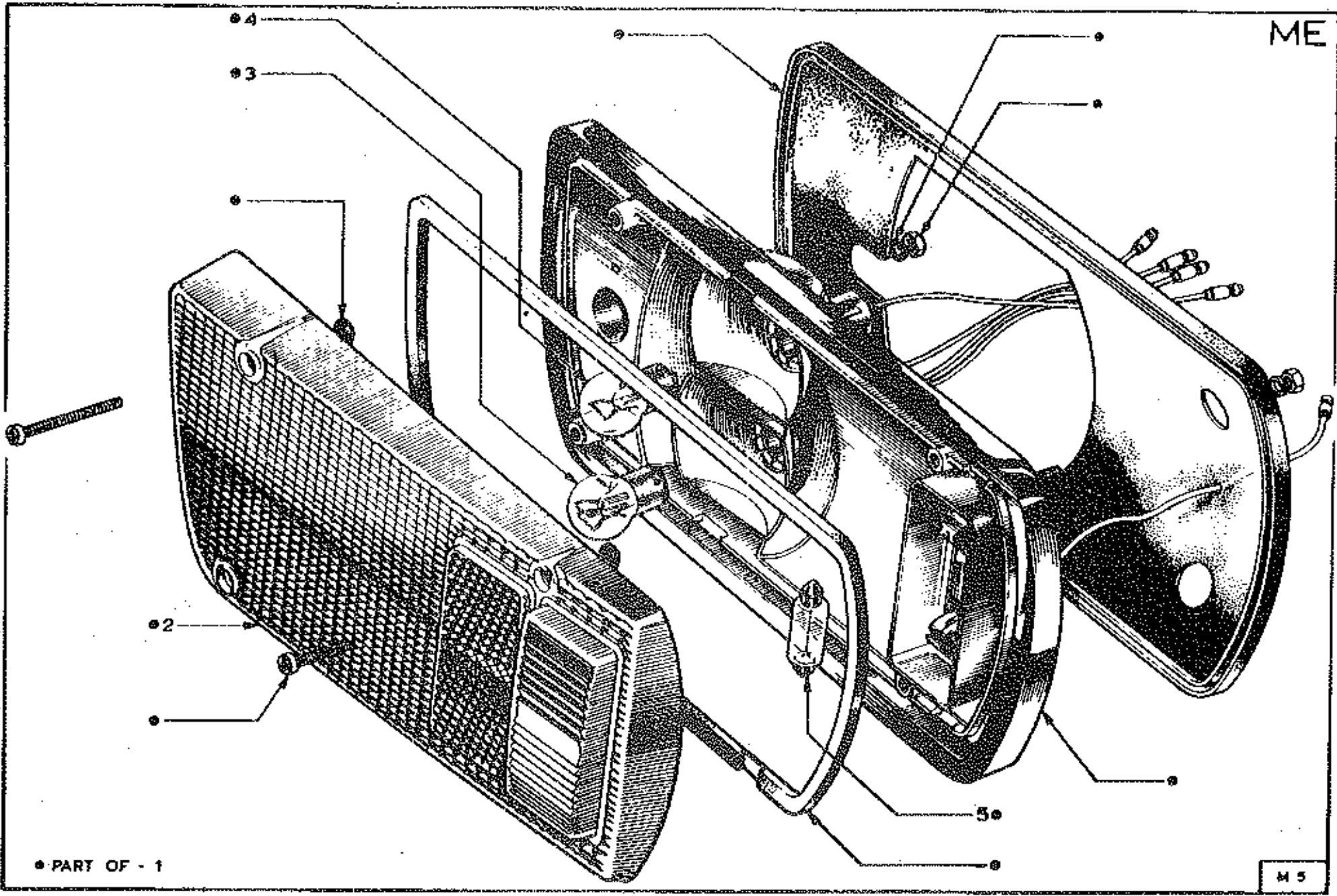
PLATE Ref: No.	PART NO.	QUANTITY					STEERING		DESCRIPTION	CHANGE POINT	BULLETIN REF.
		ALL	T/C	T/C Fed.	Special	Spec. Fed.	LH	RH			
MD1	X054 N 6001Z								Tachometer.		
	A074 N 6004Z				1			*	Tachometer.		
MD2	X054 N 6002Z		1						Speedometer. m.p.h. } Vehicles with type		
	X054 N 6003Z						*		Speedometer. k.p.h. } 336 Gearboxes.		
	A074 N 6002Z		1	1	1				Speedometer. m.p.h. } Vehicles with type		
	A074 N 6003Z				1		*		Speedometer. k.p.h. } 352 and 365 Gearboxes.		
MD3	X046 N 6007Z			1				*	Cable. Speedometer, vehicles with type 336 G/Box		
	A074 N 6001Z	1							Cable. Speedometer, vehicles with type 352 and 365 G/Boxes		
MD4	X054 N 6009Z	1							Cable. Speedometer trip,		
	A054 B 1463Z					1			Bracket. Cable Securing,		
MD5	A054 M 6062Z	1							Gauge. Ammeter,		
MD6	A074 N 6000Z	1							Gauge. Oil Pressure,		
	A065 N 0024Z	1							Pipe. Oil, - Gauge to Block,		
	A050 N 0027Z	1							Adaptor. Oil Pipe to Block,		
MD7	X054 N 6005Z	1							Gauge. Water Temperature,		
MD8	X054 N 6007Z	1							Gauge. Fuel,		
MD9	X054 M 6002Z	1							Switch. Heater Fan,		
MD10	X054 M 6002Z		1	1	1			*	Switch. Side/Head Lamps,		
MD11	A050 M 0227Z								Switch. Side/Head Lamps,		

PLATE	PART NO.	QUANTITY					STEERING		DESCRIPTION	CHANGE POINT	BULLETIN REF.
		ALL	T/C	T/C Fed.	Special	Spec. Fed.	LH	RH			
Ref: No.											
MD12	X036 M 6094Z	1			1			*	Switch. Panel Lighting,	October 1971	
	X050 M 6091Z	1			1			*	Switch. Hazard,		
	A036 M 6336Z			1					Switch. Hazard,		
MD13	A074 M 6021Z								Switch. Dimmer, Panel Lighting,		
	A074 M 0227Z								Knob. Dimmer Switch,		
MD14	X036 M 6290Z	2						*	Switch. Window operating,		
	A054 B 1465Z	2						*	Bezel. Switch, (for X036 M 6290Z)		
	A054 B 1462Z	1						*	Bracket. Switch Mounting, (for X036 M 6290Z)		
MD15	A074 M 6012Z	2							Switch. Window operating ('snap-in' type)		
MD16	X036 M 6089Z			1					Switch. Brake Fail Lamp Test,		
	A054 B 1539Z			1					Bracket. Switch Mounting,		
MD17	X050 N 6000Z	1	1	1				*	Switch. Wiper/Washer Pump,		
MD18	X036 M 6277Z	1			1			*	Lamp. Hazard Warning,		
	B050 M 0151Z			1					Lamp. Hazard Warning,		
MD19	X036 M 6277Z			1					Lamp. Brake Fail Warning,		
MD20	X036 M 6277Z	1	1	1				*	Lamp. Ignition Warning,		
MD21	X036 M 6279Z	1	1	1				*	Lamp. Main Beam,		
MD22	X036 M 6278Z	1	1	1				*	Lamp. Directional Indicator,		
MD23	A074 M 6013Z			1					Lamp. Seat Belt Warning,		
MD24	A075 H 0114Z								Lamp. Directional Indicator,		

LP

PLATE Ref. No.	PART NO.	QUANTITY					STEERING		DESCRIPTION	CHANGE POINT	BULLETIN REF.
		ALL	T/C	T/C Fed.	Special	Spec. Fed.	LH	RH			
MD25	A075 M 6054Z					1			Lamp. Main Beam,		
MD26	A075 M 6055Z					1			Lamp. Ignition Warning,		
MD27	A075 M 6056Z					1			Lamp. Brake Warning,		
MD28	A074 E 0294Z		1		1		*	*	Cable. Choke,		
	A074 E 0475Z			1		1			Cable. Choke,		
MD29	C074 P 0075Z	1							Cable. Heater,		
MD30	X050 M 6096Z	1							Stabiliser. Voltage,		
	A074 M 6016Z	AR							Washer. Warning Lamp Locking, (where fitted)		
	X036 M 6291Z	AR							Bulb. Instrument,		
	X036 M 6130Z	AR							Bulb. Warning Lamp,		

ME



● PART OF - 1

M 5

PLATE Ref: No.	PART NO.	QUANTITY					STEERING		DESCRIPTION	CHANGE POINT	BULLETIN REF.
		ALL	T/C	T/C Fed.	Special	Spec. Fed.	LH	RH			
ME1	X050 M 6059W	1			1		*	*	Assembly. Rear Lamp, (L/H)		
	X050 M 6060W	1			1		*	*	Assembly. Rear Lamp, (R/H)		
	A054 M 6081W			1		1			Assembly. Rear Lamp, (L/H)		
	A054 M 6080W			1		1			Assembly. Rear Lamp, (R/H)		
ME2	X050 M 6061Z	1			1		*	*	Lens. (L/H)		
	X050 M 6062Z	1			1		*	*	Lens. (R/H)		
	A054 M 6095Z			1		1			Lens. (L/H)		
	A054 M 6096Z			1		1			Lens. (R/H)		
ME3	A036 M 6331Z	2						Bulb. Stop/tail,			
ME4	A036 M 6329Z	2						Bulb. Flasher,			
ME5	A036 M6332Z	2						Bulb. Reverse,			
	XUFB 0308	6						Bolt. Rear Lamp Mounting,			
	105	6						Washer.			
	X036 M 0127W	2					*	Unit. Fuse, (West Germany only)			
	A050 M 6167Z	2					*	Fuse 5 amp.			

MF

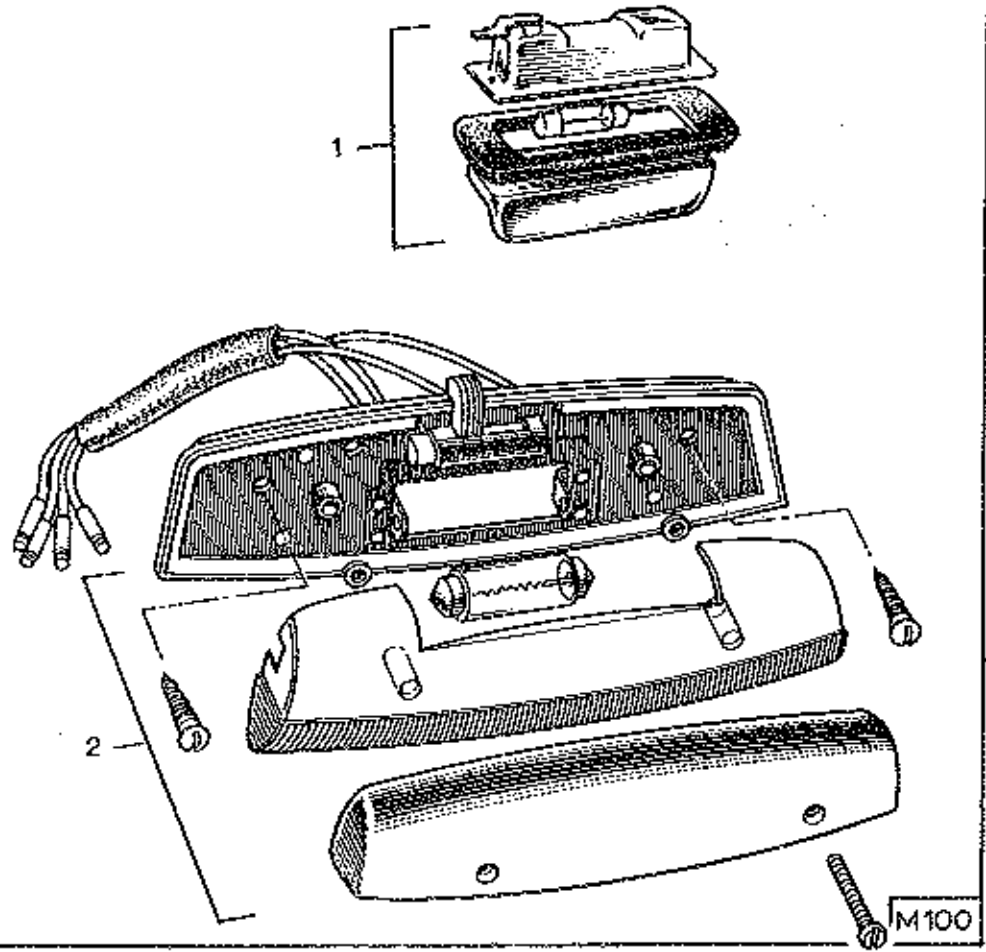
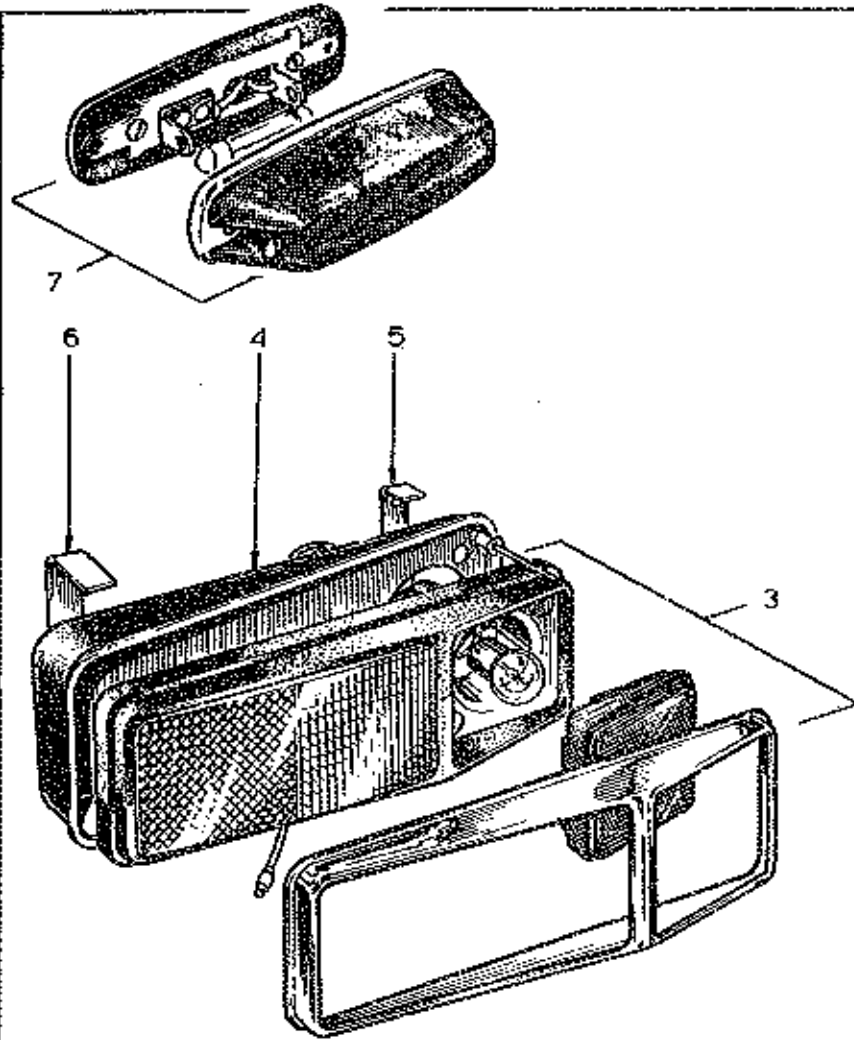
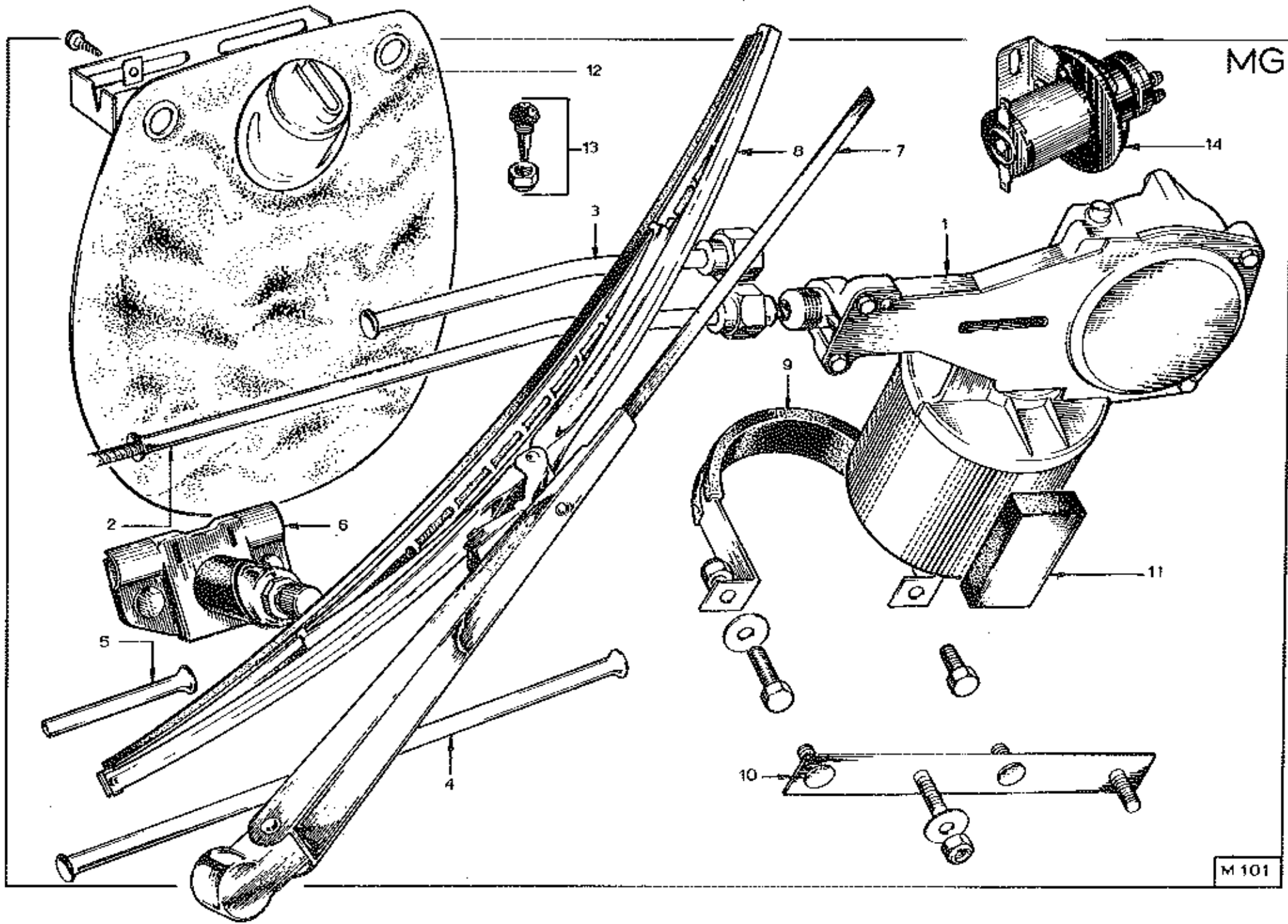


PLATE	PART NO.	QUANTITY					STEERING		DESCRIPTION	CHANGE POINT	BULLETIN REF.
		ALL	T/C	T/C Fed.	Special	Spec. Fed.	LH	RM			
Ref: No.											
MF1	X036 M 6253W	1							Lamp. Number Plate,		
	A050 M 6168Z	1							Bulb.		
	315	2							Screw. Securing,		
	422	2							Nut.		
MF2	X036 M 6048W	1							Lamp. Interior,		
	X036 M 6317Z	1							Bulb.		
	316C	2							Screw. Securing,		
	422	2							Nut.		
MF3	X036 M 6282W			2		2			Lamp. Side Marker, (amber)		
	X036 M 6281W			2		2			Lamp. Side Marker, (red)		
	A036 M 6330Z			2		2			Bulb.		
MF4	X050 B 1852Z			2		2			Insert. Side Marker Lamp,		
MF5	A050 B 1853Z			2		2			Bracket. Mounting, (front)		
MF6	A050 B 1854Z			2		2			Bracket. Mounting, (rear)		
	X054 M 0126Z			2		2			Lead. Earth,		
MF7	X036 M 6001W	2		2			*	*	Lamp. Flasher Repeater,		
	A036 M 6339Z	2		2			*	*	Bulb.		

MG



M 101

243

PLATE Ref. No.	PART NO.	QUANTITY					STEERING		DESCRIPTION	CHANGE POINT	BULLETIN REF.
		ALL	T/C	T/C Fed.	Special	Spec. Fed.	LH	RH			
MG1	X054 M 6041W		1		1		*	*	Motor. Windscreen Wiper,		
	X054 M 6042W			1		1			Motor. Windscreen Wiper,		
MG2	X054 M 0003Z		1		1		*	*	Bundy. Motor to Wheelbox,		
MG3	A054 M 0010Z			1		1			Bundy. Motor to Wheelbox,		
MG4	A054 M 0011Z			1		1			Bundy. Wheelbox to Wheelbox,		
MG5	X026 M 0012Z	1							Bundy. Over-run,		
MG6	X036 M 6151W		1		1		*	*	Assembly. Wheelbox,		
	X054 M 6056W			2		2			Assembly. Wheelbox,		
MG7	X046 M 6177Z		1		1		*	*	Arm. Wiper,		
	X054 M 6036Z			2		2			Arm. Wiper,		
MG8	A054 M 6090Z		1		1		*	*	Blade. Wiper,		
	X054 M 6037Z			2		2			Blade. Wiper,		
MG9	X046 M 6151Z	1							Clamp. Motor Mounting,		
MG10	X054 M 1677Z			1		1			Bracket. Motor Mounting,		
	1		1		1		*	*	Bolt. Clamp Securing,		
	3C		1		1		*	*	Bolt. Clamp Securing,		
	113		2		2		*	*	Washer. Plain,		
	208	2							Nut.		
	110	2							Washer. Bracket to Bulkhead,		
	208	2							Nut. Bracket to Bulkhead Securing,		

542

PLATE Ref. No.	PART NO.	QUANTITY					STEERING		DESCRIPTION	CHANGE POINT	BULLETIN REF.
		ALL	T/C	T/C Fed.	Special	Spec. Fed.	LH	RH			
MG11	X046 M 6152Z	1							Pad. Mounting,		
MG12	A036 B 6160Z	1							Bag. Washer,		
	A036 B 6162Z	1							Bracket. Bag Mounting,		
MG13	A050 M 6198Z		1		1		*	*	Jet. Washer,		
	A036 M 6427Z			2		2			Jet. Washer,		
	X050 M 6053Z			1		1			'T' Piece.		
MG14	A036 M 6421Z					1			Pump. Washer,		
	A036 B 6173Z	1							Tube. Bag to Pump,		
	A054 M 6057Z	1							Tube. Pump to Jet,		

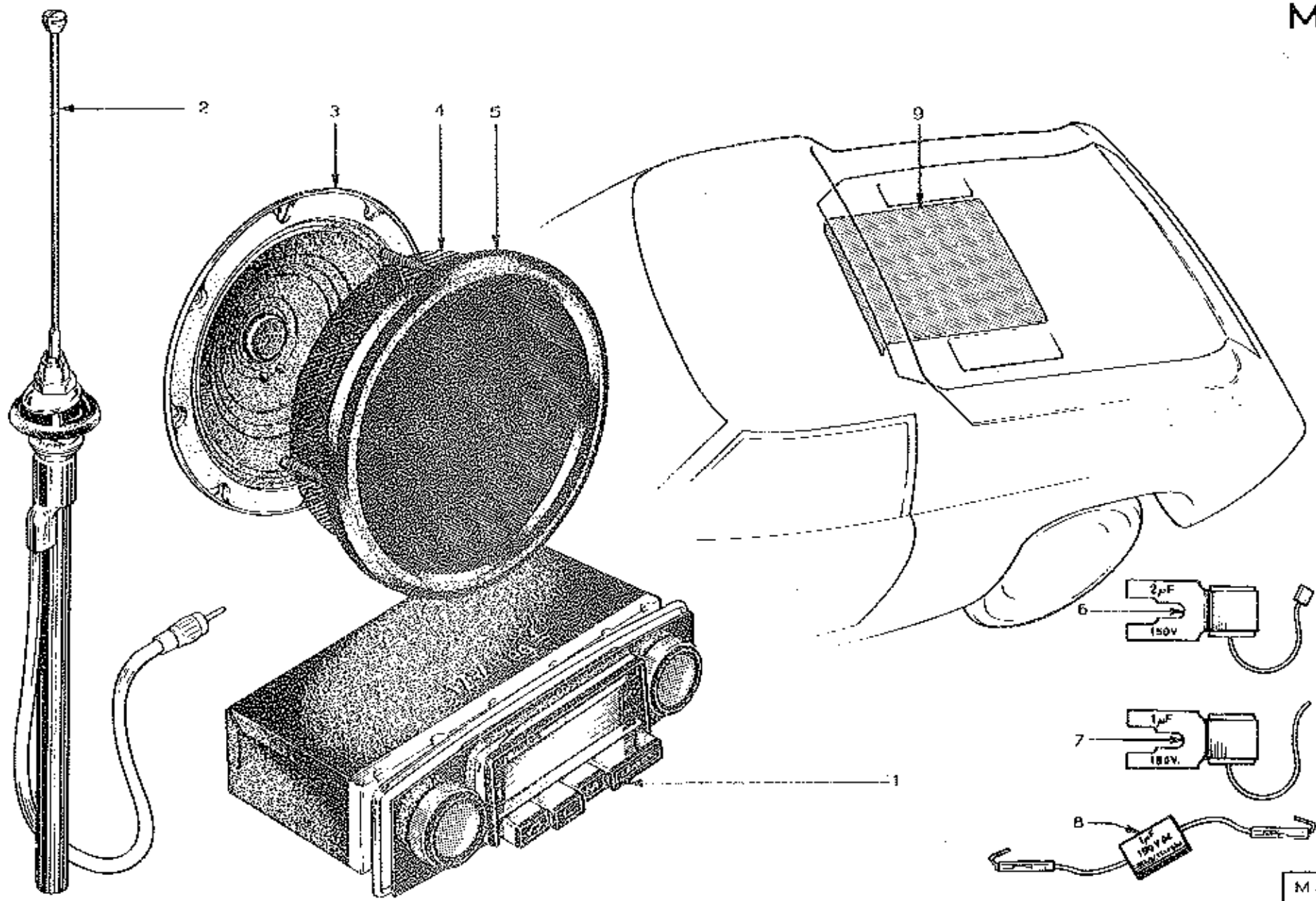
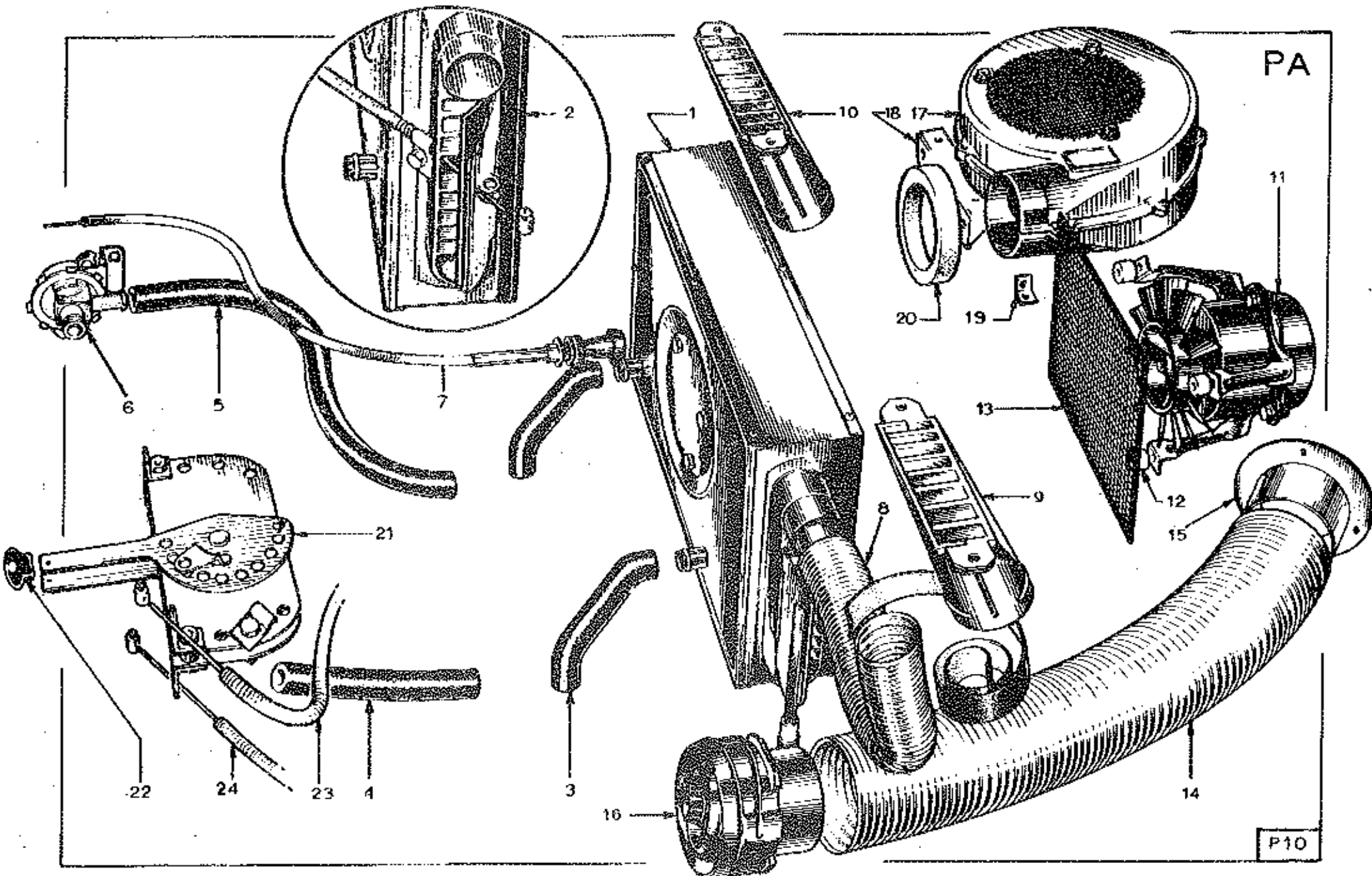


PLATE Ref. No.	PART NO.	QUANTITY					STEERING		DESCRIPTION	CHANGE POINT	BULLETIN REF.
		ALL	T/C	T/C Fed.	Special	Spec. Fed.	LH	RH			
	A074 M 6005W				1		*	*	Kit. Radio and Suppression,		
MH1	A050 M 6197Z				1		*	*	comprising, Receiver. Radio,		
	A036 M 6403Z				1		*	*	Bezel. Facia, (outer)		
	A036 M 6404Z				1		*	*	Bezel. Facia, (inner)		
	A036 M 6402Z		2		2		*	*	Bracket. Mounting,		
MH2	A036 M 6408Z	1							Aerial.		
MH3	A050 M 6193Z	1							Speaker, (round)		
MH4	A074 M 6011Z	1							Scrim. (between Speaker and Grille)		
MH5	A050 M 6194Z	1							Bezel and Grille.		
MH6	A074 M 6006Z	1							Capacitor. Two microfarad, (coil suppression)		
MH7	A074 M 6007Z	3							Capacitor. One microfarad, (alternator & wiper motor suppression)		
MH8	A074 M 6008Z	2							Capacitor. One microfarad, (stop lamp switch and voltage stabilizer suppression)		
	A074 M 6010Z	1							Braid. (15 ins) Bonnet bonding,		
	A036 M 6400Z	1							Braid. (12 ins) Coil bonding,		
	A050 M 6011Z	2							Braid. (6 ins) Seat bonding,		
	A050 M 6223Z	3							Connector.		
MH9	A065 M 6008V	1							Foil. Screening, (22 ins (53 cm) X (20 ins (51 cm))).		
	A036 M 6431Z		1		1		*	*	Fuse. Radio,		

PA



P10

PLATE	PART NO.	QUANTITY					STEERING		DESCRIPTION	CHANGE POINT	BULLETIN REF
		ALL	T/C	T/C Fed.	Special	Spec. Fed.	LH	RH			
Ref: No.											
PA1	X050 P 0706W		1	1	1		*	*	Unit. Heater,		
PA2	A074 P 6002Z					1			Unit. Heater,		
PA3	X050 P 0057V	2							Hose. Heater to Chassis Transfer Pipe,		
PA4	A046 P 6010V	AR							Hose. Chassis Transfer Pipe to Main System,		
PA5	A046 P 6010V	AR							Hose. Control Valve to Chassis Transfer Pipe,		
PA6	X036 P 6003Z	1							Valve. Heater Control,		
PA7	C074 P 0075Z	1							Cable. Heater Control,		
PA8	X036 P 0046Z	2							Hose. Heater to Demist Nozzle,		
PA9	X050 P 6047Z	1							Nozzle. Demist, L/H		
PA10	X050 P 6048Z	1							Nozzle. Demist, R/H		
PA11	X046 M 6195Z	1			1		*	*	Motor. Heater,		
PA12	W0050	3			3		*	*	Spacer.		
PA13	X054 B 1510Z	1			1		*	*	Grille.		
PA14	X046 P 6006Z	2							Hose. Face Level Vent,		
PA15	X054 P 0059Z	2							Connector. Inlet,		
	434	6							Rivet. Connector Securing,		
PA16	X046 B 6124Z	2							Vent. Face Level,		
PA17	X046 M 6205Z			1		1			Motor. Heater,		
PA18	A074 B 2110Z			1		1			Bracket.		

0972.

PA1.

PLATE Ref: No.	PART NO.	QUANTITY					STEERING		DESCRIPTION	CHANGE POINT	BULLETIN REF
		ALL	T/C	T/C Fed.	Special	Spec. Fed.	LH	RH			
PA19	A074 B 2111Z			1		1			Bracket.		
PA20	X026 B 0373Z			1		1			Seal.		
PA21	A050 P 0049Z					1			Control. Heater,		
PA22	A050 P 0050Z					2			Knob. Heater Control,		
	342					2			Screw. Knob Securing,		
PA23	A074 P 0077Z					1			Cable. Heater Control, (long)		
PA24	A074 P 0076Z					1			Cable. Heater Control, (short)		

QA

A074R6012E

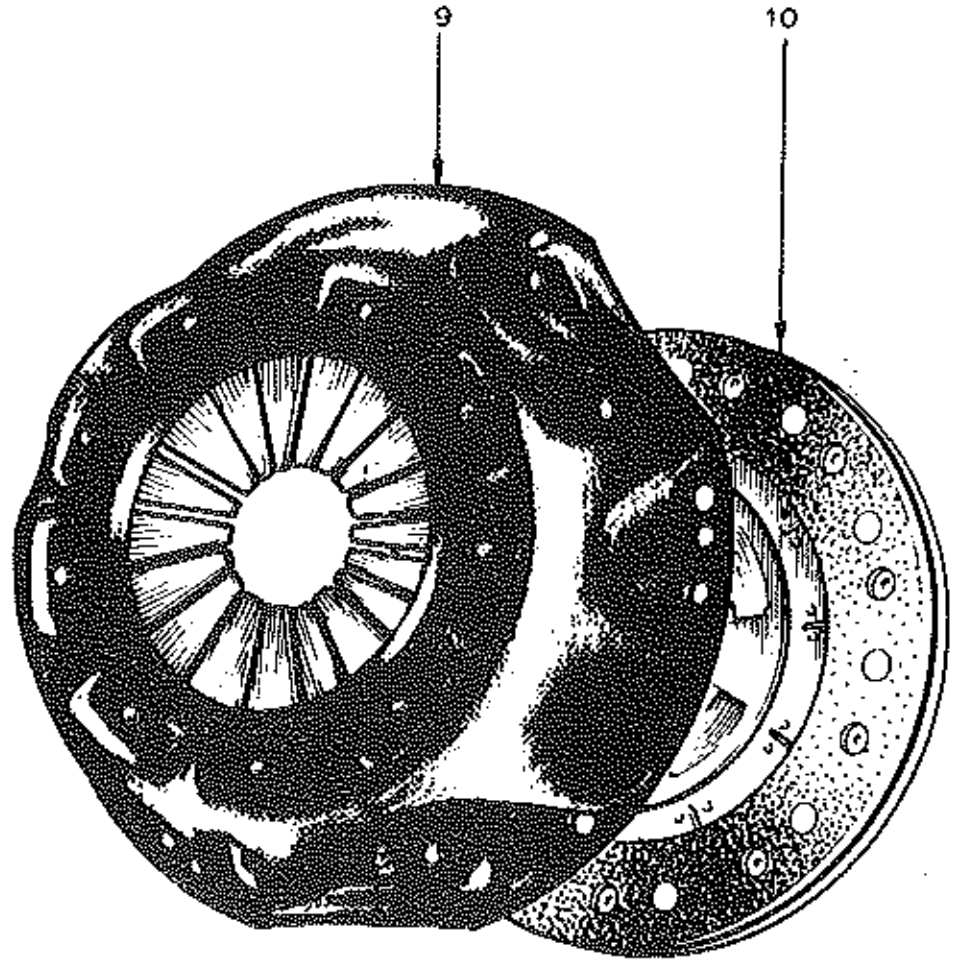
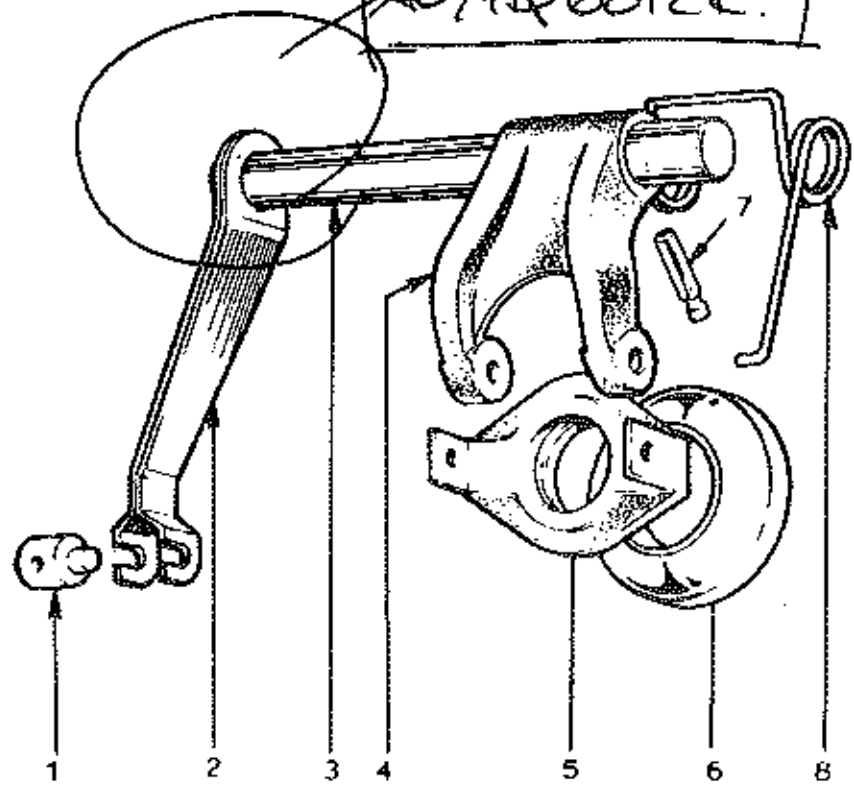
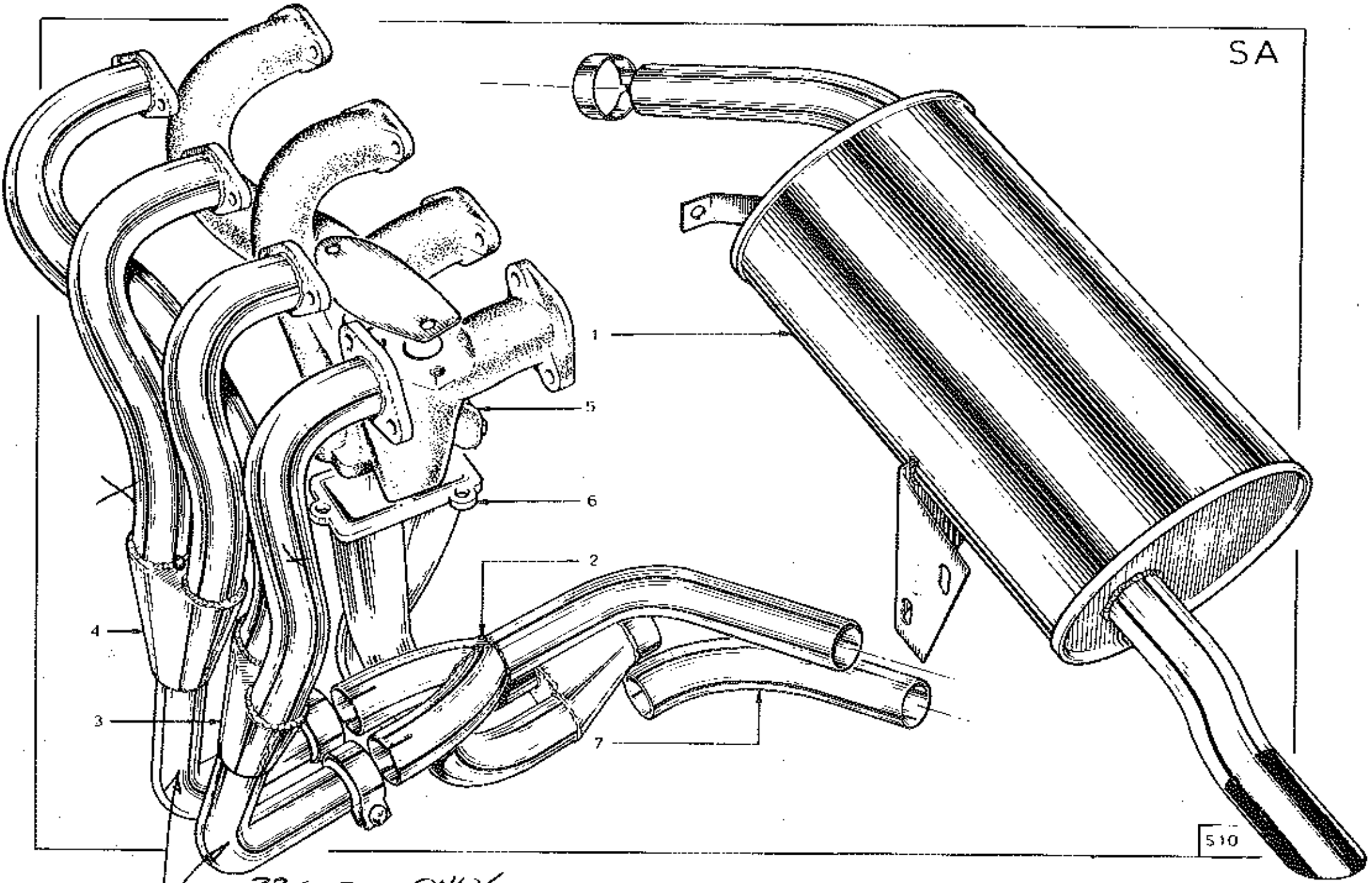


PLATE Ref: No.	PART NO.	QUANTITY					STEERING		DESCRIPTION	CHANGE POINT	BULLETIN REF.
		ALL	T/C	T/C Fed.	Special	Spec. Fed.	LH	RH			
QA1	X046 F 6117Z	1							Abutment. Clutch Cable,		
QA2	A074 Q 6008Z	1							Lever. Release,		
QA3	A074 Q 0038Z	1							Cross Shaft.		
QA4	A074 Q 6004Z	1							Fork. Release Bearing,		
QA5	A074 Q 6041Z	1							Carrier. Release Bearing,		
QA6	A074 Q 6011Z	1							Bearing. Clutch Release,		
QA7	A074 Q 6007Z	1							Pin. Fork to Cross Shaft,		
QA8	A074 Q 6006Z	1							Spring. Clutch Return,		
QA9	B074 Q 6009Z	1							Assembly. Cover,		
QA10	A074 Q 6010Z	1							Plate. Friction,		

SA



336 BOX ONLY
PRIOR NOV. 71

PLATE	PART NO.	QUANTITY					STEERING		DESCRIPTION	CHANGE POINT	BULLETIN REF.
		ALL	T/C	T/C Fed.	Special	Spec. Fed.	LH	RH			
Ref: No.											
	A074 S 0184Z		1	1			*	*	Silencer (Replaced by A074S 0192Z)		
SA1	A074 S 0192Z	1					*	*	Silencer		
SA2	A074 E 0195Z		1				*	*	'Y' Piece	Prior to Nov. 1971	
	A050 S 6006Z		3				*	*	Clip. 'Y' Piece to Silencer/Manifolds,	Prior to Nov. 1971	
SA3	A074 E 0193Z		1				*	*	Manifold. Outer,	Prior to Nov. 1971	
SA4	A074 E 0194Z		1				*	*	Manifold. Inner,	Prior to Nov. 1971	
SA5	A026 S 0001A		1		1		*	*	Manifold.		
	A026 S 0001Y			1		1			Manifold.		
SA6	A074 E 0465Z	1							Downpipe.		
	UFCT 0526	3							Stud. Downpipe to Manifold,		
	W 0141	3							Nut		
SA7	A074 S 0189Z		1						Pipe. Intermediate,		
	A050 S 6006Z		2						Clip. Intermediate Pipe to Manifold/Silencer		

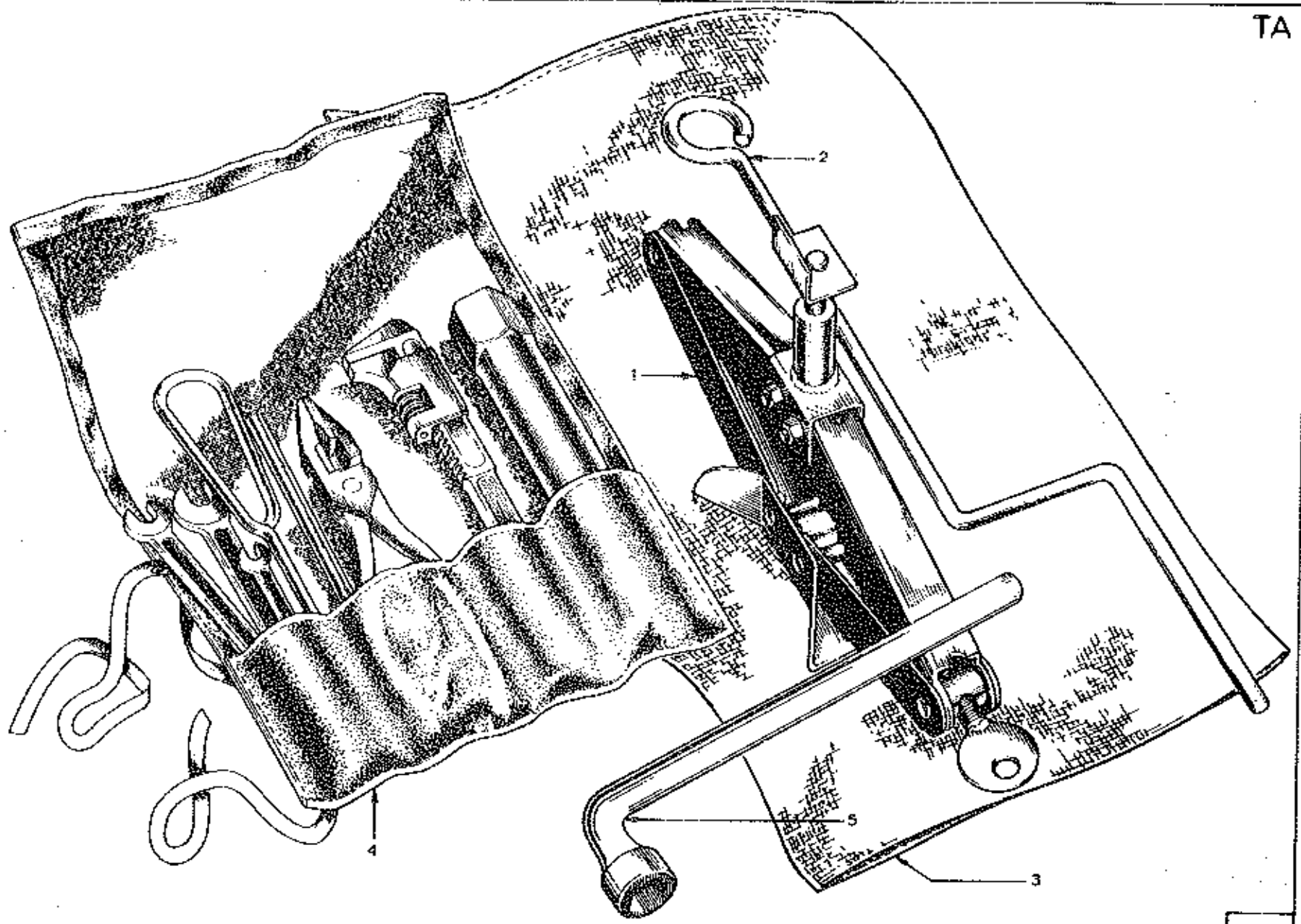


PLATE Ref: No.	PART NO.	QUANTITY					STEERING		DESCRIPTION	CHANGE POINT	BULLETIN REF.
		ALL	T/C	T/C Fed.	Special	Spec. Fed.	LH	RH			
TA1	B065 T 0347Z	1							Jack.		
TA2	A036 T 0350Z	1							Handle. Jack,		
TA3	A036 T 6014Z	1							Bag. Stowage,		
TA4	X026 T 0001W	1							Tool Kit,		
TA5	X046 T 6001Z	1							Brace. Steel Wheel,		
	A065 G 6007Z	1							Brace. Alloy Wheel,		
									<u>PUBLICATIONS.</u>		
	X046 T 0327Z								Europa Workshop Manual.		
	X074 T 0348B								Europa Twin Cam Manual Supplement		
	A074 T 0325A								Europa Twin Cam Parts List.		
	A074 T 0324C								Europa Twin Cam Handbook.		
	A074 T 0326A								Europa Twin Cam "Special" Handbook Supplement		
	A074 T 0326C								Europa Twin Cam Voucher Book		