




Lotus Cars Limited

Norwich, Norfolk, NR14 8EZ, England. Telex 97401

Telephone: (0953) 606000 Telefax: (0953) 606884

turbo
esprit



SERVICE PARTS LIST

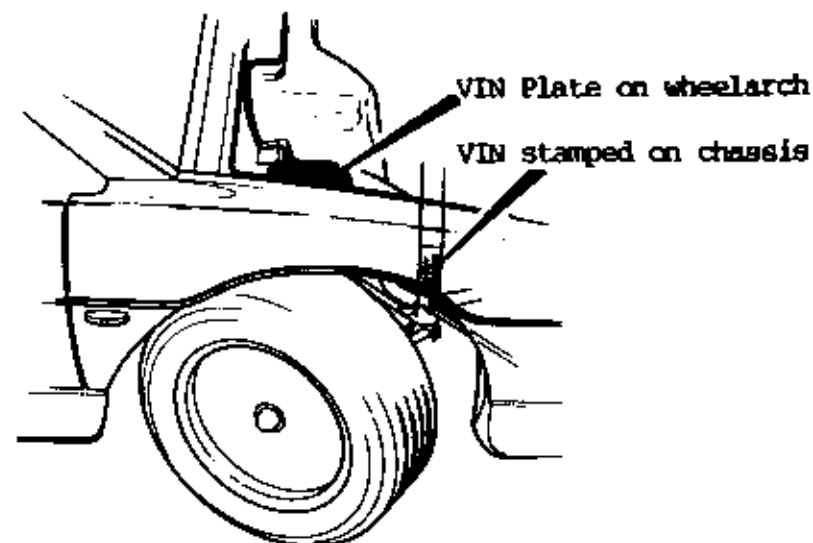
Part No. E082T0325J

Updated 2nd February 2015

© Lotus Cars Ltd., 1987

VEHICLE IDENTIFICATION NUMBER

The Vehicle Identification Number (VIN) is stamped on a plate fixed to the right or left hand front wheelarch inside the front luggage compartment. This number is repeated on the right hand side of the chassis frame, visible from within the right hand front wheelarch. This number should be quoted in all enquires regarding the vehicle. The seventeen characters of the VIN are coded in accordance with EEC directives as follows:



NOTES

1. Separate serial number sequences are used for the following groups of chassis market (character 12);

D

A, E, G, H, S

2. For change point identification in Service Notes, Parts Lists and Service Bulletins, the following VIN characters ONLY will be quoted;

Domestic & Export - 5, 6, 12, 14 to 17

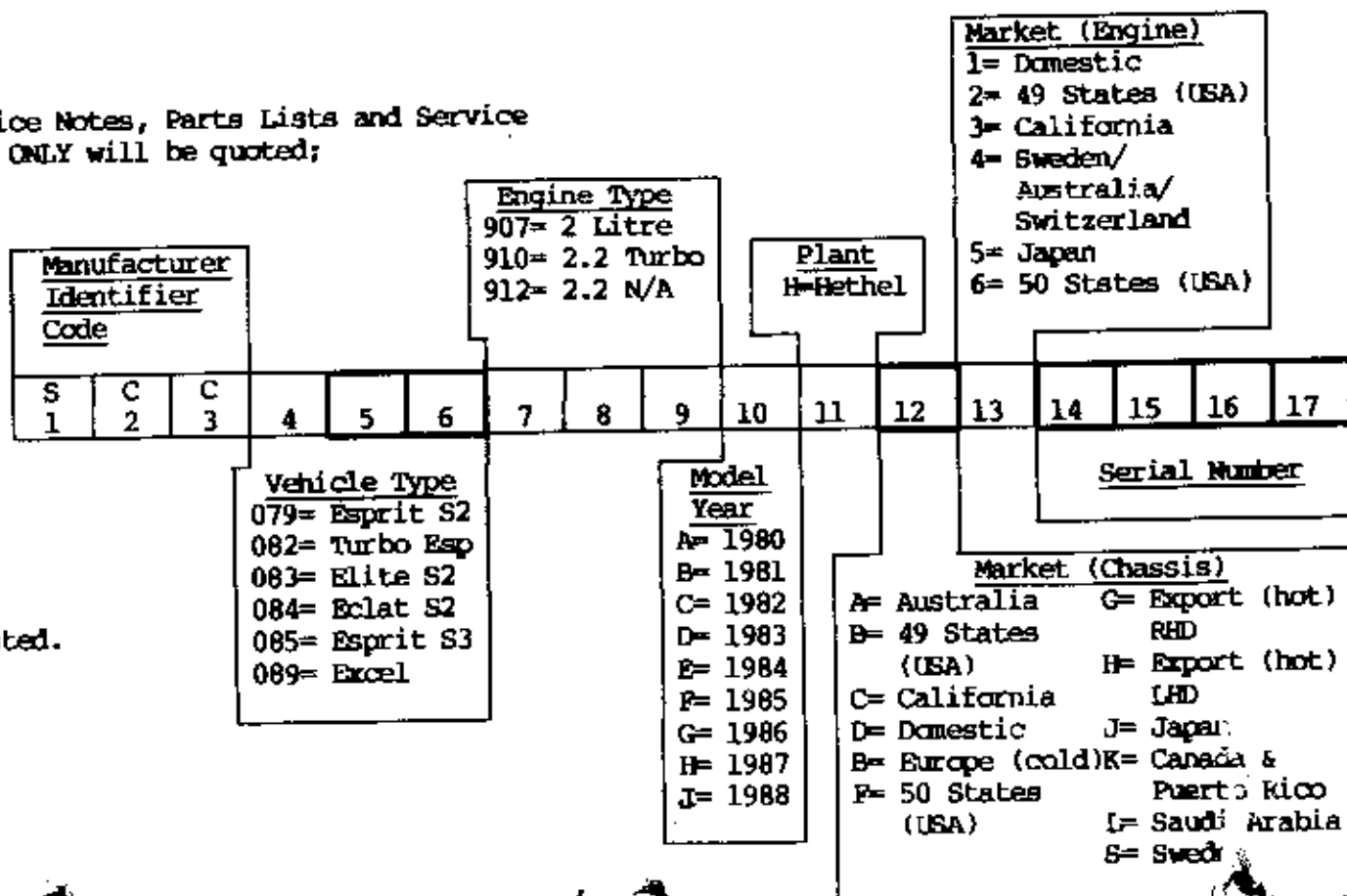
Example A typical change point could be listed as follows;

82 D 1100 (Domestic Turbo 1100)

82 A/E/G/H/S 0341 (Export Turbo 0341)

Note that two Numbers are needed to identify the single change point due to the different serial number sequences outlined in note 1.

If a dash is used in place of the chassis market letter code (e.g. 82 - 0341), this is the change point for all markets not otherwise listed.



PART NUMBERS

All part numbers commence with the vehicle type number, indicating the type of Lotus model on which the part was first used:

- 26,36,45,500.....ELAN
- 50.....ELAN +2
- 46,54,65,74.....EUROPA
- 75.....ELITE S1
- 76.....ECLAT S1
- 79.....ESPRIT S1/S2/S2.2
- 82.....ESPRIT TURBO
- 83.....ELITE S2
- 84.....ECLAT S2
- 85.....ESPRIT S3
- 89.....EXCEL

STANDARD HARDWARE PART NUMBERS

All standard finish bolts, screws, studs, nuts & washers, carry part numbers including the prefix A075W, B075W etc.,

ENGINE PART NUMBERS

All engine part numbers commence with the engine type number on which the part was first used:

- 907 - 2 Litre Naturally Aspirated
- 910 - 2.2 Litre Turbocharged
- 911 - 2.2 Litre Naturally Aspirated (Talbot)
- 912 - 2.2 Litre Naturally Aspirated (Lotus)

This publication has been designed primarily for Lotus Dealers, and will be updated by issue of Service Bulletins to Lotus Dealers when necessary. Lotus policy is one of continuous product improvement and the right is reserved to alter specifications at any time without prior notice.

Whilst every care has been taken to ensure correctness of information, it is impossible to guarantee complete freedom from omissions and errors, or to accept liability arising from such omissions and errors, but nothing contained herein shall affect your statutory rights.

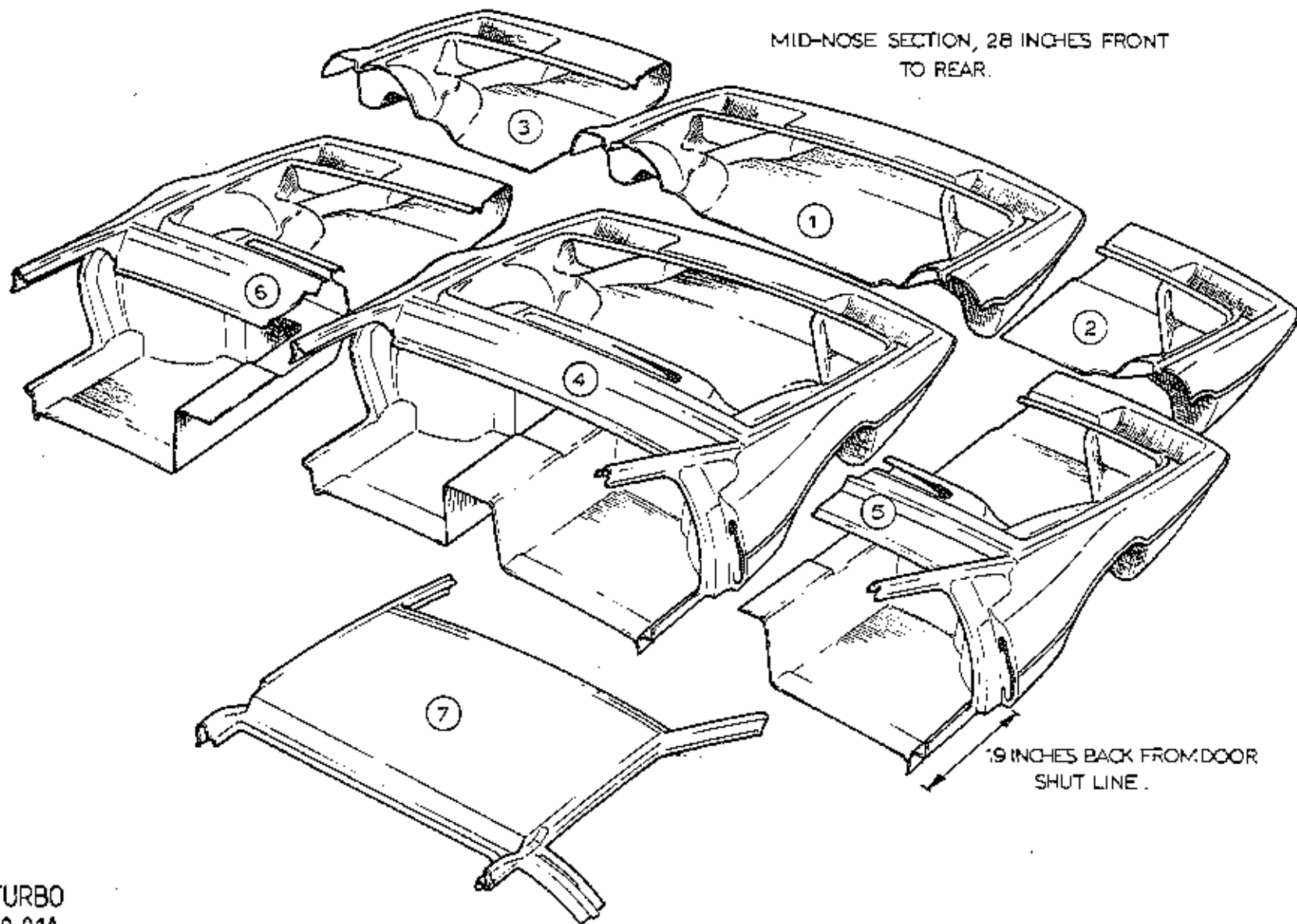
INDEX

<u>Function Code</u>	<u>Contents</u>	<u>Function Code</u>	<u>Contents</u>
10.00	<u>BODY STRUCTURE</u>	34.00	<u>WHEELS & TYRES</u>
10.01A	Body Repair Sections, Front	34.01A	Wheels, Tyres, Spare Wheel Retention
10.02A	Body Repair Sections, Rear	40.00	<u>ENGINE</u>
	Timber Bulkhead, Speaker Bins	40.01A	Block, Main Bearing Housing, Mountings
10.05A	Seat Belt Mounting Beam, Scuttle Beam, Jacking	40.03A	(Wet Sump Only) Sump
	Plates, Seat Belt Sill Plates	40.05A	Cylinder Head
10.07A	Headlamp Pods, Pod Pivots	40.07A	Prior '87 M.Y. Camshafts, Cam Housings
10.09A	Front Bonnet & Release Mechanism	40.07B	'87 M.Y. On. Camshafts, Cam Housings
10.11A	Tailgate & Release Mechanism	40.09A	Pistons & Liners. Con. Rods
10.13A	Engine Compartment	40.11A	Crankshaft & Flywheel
10.15A	Door Shell, Door Beam, Hinge Post	40.13A	Water Pump
10.17A	Door Handles, Lock Mechanism, Striker Post	40.15A	Aux. Hsg. Oil Pump, Filter, Turbo Lubrication
10.23A	Bumpers, Sills, Valence, Spoiler	40.15B	(Dry Sump Only) Scavenge Manifold, Oil Pump,
11.00	<u>GLAZING, DOOR WEATHERSTRIPS, WINDOW LIFT</u>		Oil Tank
11.01A	Glass, Finishers, Door Weatherstrips	40.17A	Distributor, Ignition System, Coil Box
11.02A	Door Window Frame, Lift Mechanism	40.19A	Alternator, Starter Motor
11.05A	'Glass Roof'	40.21A	Exhaust Manifold, Turbocharger, Wastegate
12.00	<u>EXTERIOR HARDWARE & TRIMS</u>	40.23A	A/C Compressor
12.01A	Capp. Rails, Air Scoops, 'B'Post Fin. Wind Defl.	40.27A	'87 M.Y. On. Vacuum Pump, Brackets, Pulley
12.05A	Waistband Finisher, Decals	40.28A	Engine Upper Gasket Set
12.09A	Door Mirrors	40.28B	Engine Lower Gasket Set
13.00	<u>SEATS & SEAT BELTS</u>	41.00	<u>BELTS & PULLEYS</u>
13.03A	Seat Frames & Runners	41.01A	Prior '87 M.Y. Camshaft Belt, Pulleys, Tensioner
13.09A	Seat Foams, Suspension & Backboard	41.01B	'87 M.Y. On. Camshaft Belt, Pulleys, Tensioner
13.11A	Trimmed Seats, Trimmed Backboard	41.03A	Auxiliary Belts, Pulleys
13.27A	Seat Belts, Reel Cover	42.00	<u>INDUCTION SYSTEM</u>
14.00	<u>PEDAL BOX & FASCIA</u>	42.01A	Airbox, Diffuser, Plenum Chamber, Engine Bay Ducting
14.01A	RHD Pedal Box, Throttle & Choke Cables	42.03A	Carburettor Assys. Fuel Regulating Valve
14.01B	LHD Pedal Box, Throttle & Choke Cables	42.04A	Carburettor Internal Components
14.05A	Fascia Trimmed Panels. Column Shroud	42.07A	Prior '87 M.Y. Inlet Manifold, Water Rail, Vacuum Rail
14.07A	Binnacle Instrument Panels & Masks	42.07B	'87 M.Y. On. Inlet Manifold
14.08A	Centre Console, Light Box, G/Lever Gaiter	43.00	<u>EMISSION EQUIPMENT</u>
14.10A	Trimmed Instrument Binnacle	43.03A	'87 M.Y. On. Engine Management System, Vacuum Pipes
14.12A	Glovebox	44.00	<u>FUEL SYSTEM</u>
15.00	<u>INTERIOR TRIM</u>	44.01A	Fuel Tanks, Fillers, Sender Unit
15.01A	Roof Trim, Mirror, Sun Visors	44.03A	Pump, Filter, Pipes
15.11A	Rear Bulkhead Trim	44.05A	Fuel Tank Breather System
15.13A	Door Trim, (Ashtray in Door)	45.00	<u>EXHAUST</u>
15.19A	Tunnel Trim, G/Lever Lower Gaiter	45.03A	Exhaust System, Mountings
15.24A	Rear Luggage Compartment Carpet	45.05A	Heat Shields
15.30A	Passenger Compartment Carpet. H/Brake Gaiter	46.00	<u>COOLING</u>
15.30A	Passenger Compartment Carpet. H/Brake Gaiter	46.01A	Prior '87 M.Y. Radiator Fan, Pipes, Header Tank, Rad. Duct

16.01A Passenger Compartment Insulation
 16.02A Duct Body Underside Insulation
 17.00 ELECTRICAL
 17.01A Harness & Leads
 17.03A Relays, Delay Units, Horns
 17.05A Switches, Fibre Optics
 17.07A Instruments, Tell Tale Lamps
 17.09A Speedo Cable, Oil/Boost Pipes
 17.11A Exterior Lamps, Except Headlamps
 17.13A Headlamps & Surrounds
 17.15A Headlamp Lift Mechanism
 17.17A Interior Lamp, Courtesy Switches
 17.19A Fuse Boxes, Thermal Trip, Inertia Switch
 17.21A Windscreen Wiper & Washer
 17.27A Radio/Cassette, Speakers, Aerial
 17.29A Suppression Devices
 17.31A Battery, Battery Cables
 18.00 HEATER/AIR CONDITIONING
 18.01A Heater A/C Casing
 18.03A Air Conditioning Plumbing
 18.05A Heater Plumbing
 18.07A Blower Motors
 18.09A Mechanically Operated Parts & Controls
 18.11A Vacuum Operated Parts & Controls
 18.13A Trunking, Vents, Plenum Chamber
 30.00 CHASSIS
 30.01A Chassis Frame
 31.00 SUSPENSION
 31.01A Prior to '85 M.Y. Front Suspension
 31.01B '85 M.Y. On. Front Suspension
 31.03A Rear Suspension & Drive Shafts
 32.00 STEERING
 32.01A Steering Rack Assy. Intermediate Column
 32.05A Steering Column, Lock, Wheel
 33.00 BRAKES
 33.01A Prior to '85 M.Y. Calipers & Discs
 33.01B '85 M.Y. On. Calipers & Discs
 33.03A Prior to '85 M.Y. Hydraulic System, Servo
 33.03B '85 M.Y. On. Hydraulic System, Servo
 33.05A Handbrake

46.01B '87 M.Y. ON. Radiator Fans, Pipes, Header Tank, Rad.
 46.03A Oil Cooler, Hoses, Thermostat
 47.00 TRANSMISSION
 47.01A Clutch, Release Mechanism
 47.02A 'C35' Gearbox Identification
 47.03A G/Box Assy. Mountings, Clutch Housing, Speedo Drive
 47.05A Gear Lever, External Gearchange Linkage
 47.06A Top Cover, Selector Mechanism (Internal)
 47.07A Gears, Shafts, Bearings
 47.11A Crownwheel & Pinion, Differential
 47.15A Output Shafts, Housings, Bearings
 60.00 TOOLS
 60.01A Tool Kit, Jack & Stowage
 60.02A Special Tools
 60.04A Transmission Tools -
 80.00 BULK ITEMS
 80.20A Paint Codes & Touch-in Paint

MID-NOSE SECTION, 28 INCHES FRONT
TO REAR.



TURBO
10.01A

MAY 1991

ILLUS
NO.

QUANTITY

10.01A

DESCRIPTION

PART NUMBER

RHD

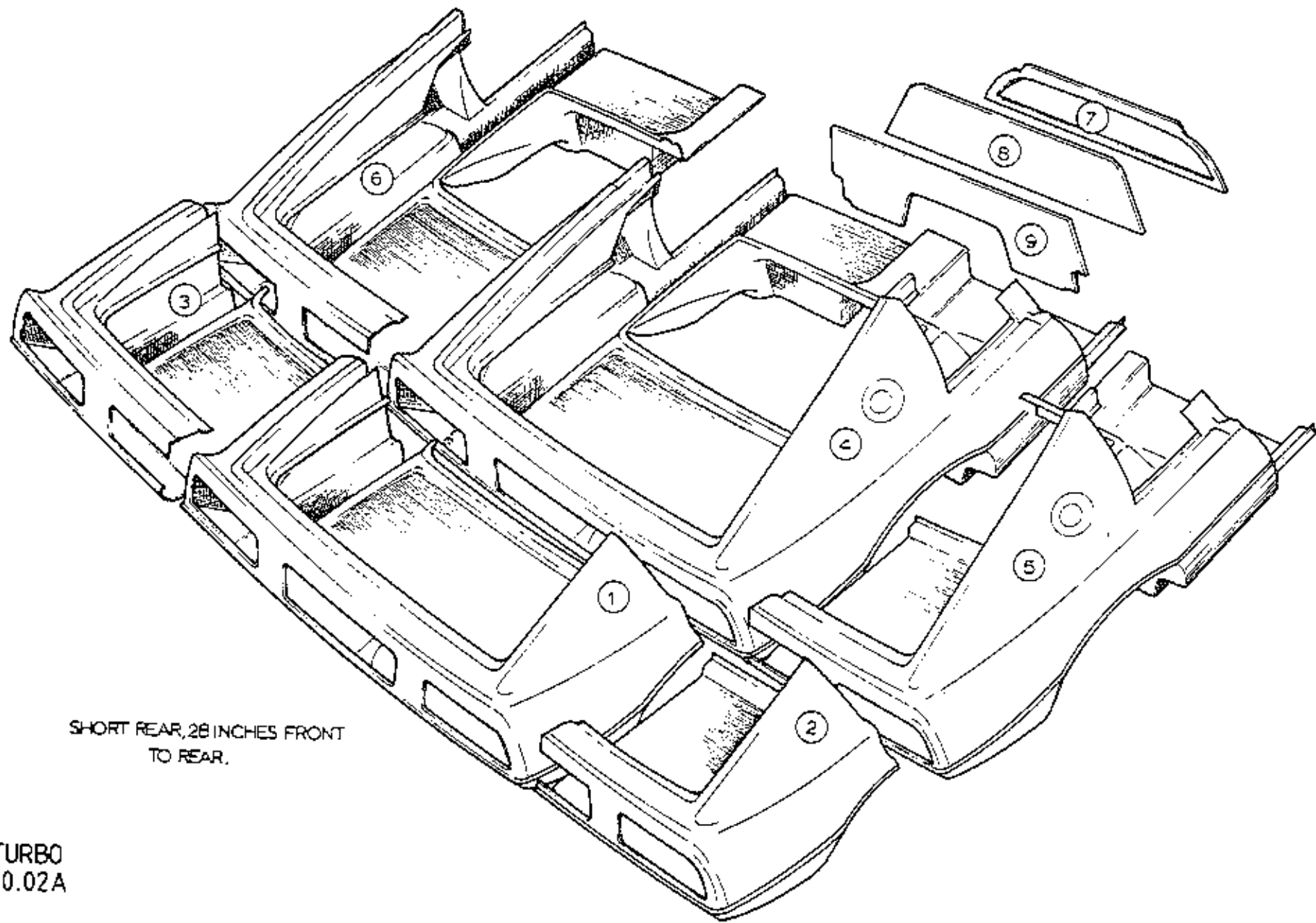
LHD

REMARKS

	Bodyshell (inc. sills)	A082B4228K	1	
	" " " " "	A082B4516K	1	
	" " " " "	A082B4229K		1
	" " " " "	A082B4517K		1
1	Body Section, Mid Nose, Full Width	A082B4305K	1	
	" " " " " " "	A082B4306K		1
2	Body Section, Mid Nose, RH Half	A082B4308K	1	
	" " " " " " "	A082B4309K		1
3	Body Section, Mid Nose, LH Half	A082B4311K	1	
	" " " " " " "	A082B4312K		1
4	Body Section, Full Nose, Full Width	A082B4314K	1	
	" " " " " " "	A082B4315K		1
5	Body Section, Full Nose, RH Half	A082B4317K	1	
	" " " " " " "	A082B4318K		1
6	Body Section, Full Nose, LH Half	A082B4320K	1	
	" " " " " " "	A082B4321K		1
7	Body Section, Roof (NOT 'Glass' Roof)	A082B4323K	1	
	Body Section, Roof ('Glass Roof' Models)	A082B4584K	1	

NOT 'Glass Roof'
'Glass Roof'
NOT 'Glass Roof'
'Glass Roof'

Turbo 10.01A



SHORT REAR, 28 INCHES FRONT
TO REAR.

TURBO
10.02A

ILLUS
NO.

QUANTITY

MAY 1991

10.02A

DESCRIPTION

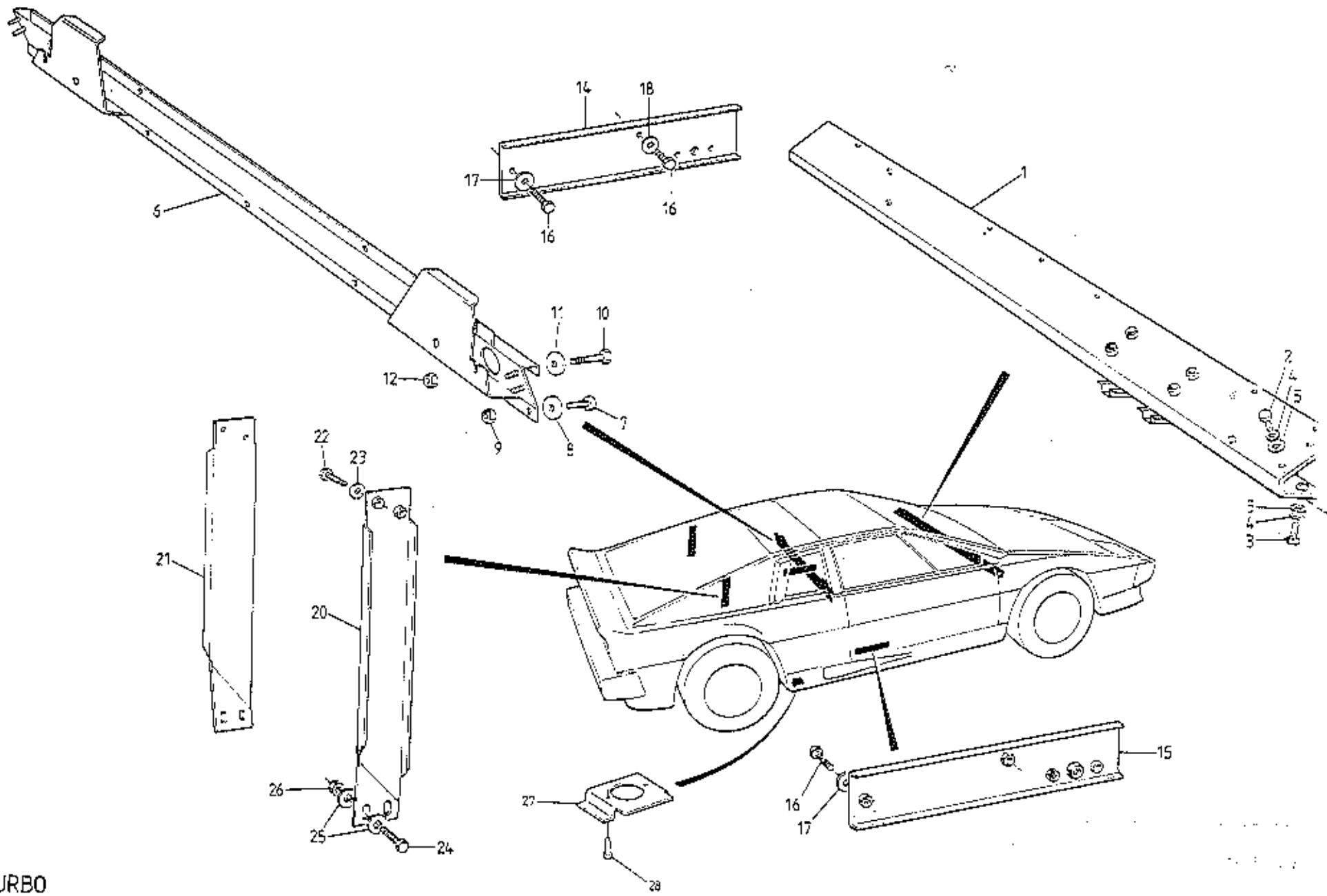
PART NUMBER

ALL

REMARKS

1	Body Section, Short Rear, Full Width	A082B4324K	1	
2	Body Section, Short Rear, RH Half	A082B4326K	1	
3	Body Section, Short Rear, LH Half	A082B4328K	1	
4	Body Section, Full Rear, Full Width	A082B4330K	1	
5	Body Section, Full Rear, RH Half	A082B4332K	1	
6	Body Section, Full Rear, LH Half	A082B4334K	1	
7	Bulkhead, Upper, (Timber)	G079B4000F	1	Not 'Glass Roof' 'Glass Roof' Models
	Bulkhead, Upper, (Timber)	B082B4497F	1	
8	Bulkhead, Centre, (Timber)	F079B4001F	1	
9	Bulkhead, Lower, (Timber)	J079B4002F	1	
	Speaker Enclosure, Rear Bulkhead (ABS)	A082B4302K	2	

Turbo 10.02A



TURBO
 10.05 A

ILLUS
NO.

QUANTITY

MAY 1984

10.05A

DESCRIPTION

PART NUMBER

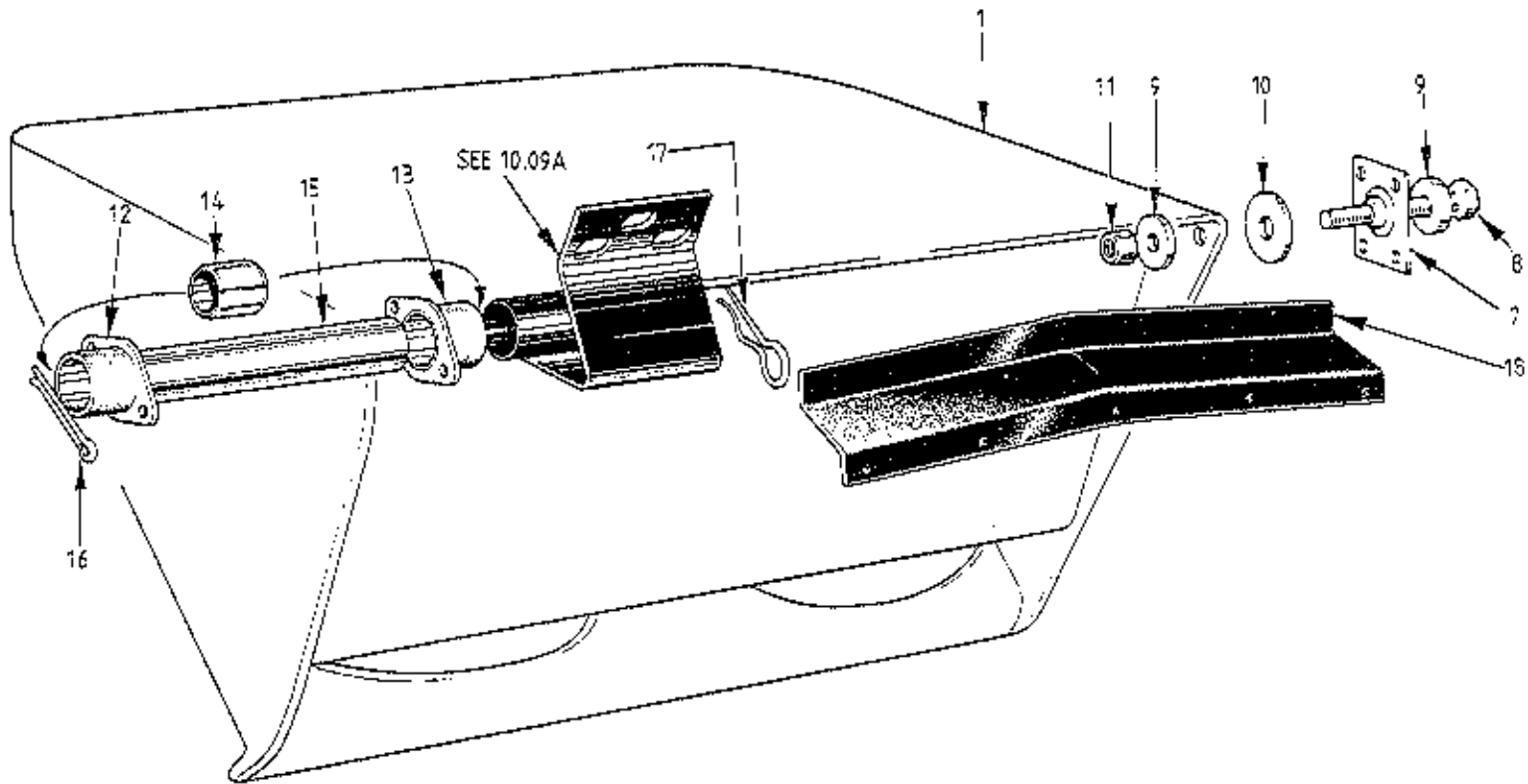
ALL

REMARKS

1	Cross Beam, Scuttle, RHD	E079U4196J	1		
	Cross Beam, Scuttle, LHD	E079U4097J	1		
2	Setscrew, M8 x 25, Beam to Hinge Post	A075W1039F	4		
3	Setscrew, M8 x 20, Beam to Hinge Post	A075W1038F	2		
4	Washer, Spring, Beam to Hinge Post	A075W4036F	6		
5	Washer, Plain, Beam to Hinge Post	A075W4020F	6		
6	Crossbeam, Rear Bulkhead, Seat Belt Mtg.	J079U4309J	1		
7	Bolt, Thinhead, Beam End to Door Aperture	A079U4317F	4		
8	Washer, Large O/D	A075W4021F	4		
9	Nut, M8	A075W3021F	2		
10	Setscrew, M6 x 25, Beam to Bulkhead	A075W1031F	12		
11	Washer, Large O/D	A075W4017F	12		
12	Nut, Nyloc, M6	A075W3009F	7		
14	Plate, Seat Belt Mounting to Sill, LH	D079U4213K	1		
15	Plate, Seat Belt Mounting to Sill, RH	D079U4214K	1		
16	Bolt, M8 x 25, Mounting Plate to Sill	A075W1039F	6		
17	Washer, Large O/D Special	A075W4021F	2		
18	Washer, Flat	A075W4002F	4		
	Stiffener Bracket, Tailgate Aperture, RH	B082U4739K	1		Dry Sump Cars
20	Stiffener Bracket, Tailgate Aperture, RH	A085U4824K	1		Wet Sump Cars Prior '87 M.Y.
	Stiffener Bracket, Tailgate Aperture, RH	A085U5727K	1		'87 M.Y. on, With Purge Pump Bracket
21	Stiffener Bracket, Tailgate Aperture, LH	C082U4710K	1		
22	Setscrew, Thinhead, M8, Brkt/Aperture	A075W1081F	4		2 Only if Gas Struts anchored in aperture
23	Washer, Flat	A075W4002Z	4		
24	Setscrew, M8 x 25, Brkt/Body	A075W1039Z	4		Brkt/Oil Tank on Dry Sump Cars
25	Washer, Large O/D, Brkt/Body	A075W4021Z	8		6 On Dry Sump Cars
26	Nut, Nyloc, M8, Brkt/Body	A075W3010F	4		2 On Dry Sump Cars
27	Jacking Plate	A085U4792F	4		'85 M.Y. on
	Jacking Plate	A082U5023J	4		With Stepped Joint Face Prior to Body Mod.
28	Pop Rivet, Jacking Plate to Body	A075W6092F	8		
	Tow Eye, Front	A085B4399F	1)
	Reinforcing Plate, Tow Eye	A085B4398F	1)
	Setscrew, M6 x 20, Tow Eye	A075W1030Z	5)Germany Only
	Washer, Flat, Tow Eye	A075W4013Z	5)

d4p3

Turbo 10.05A



TURBO
10.07A

ILLUS
NO.

QUANTITY

MAY 1991

10.07A

DESCRIPTION

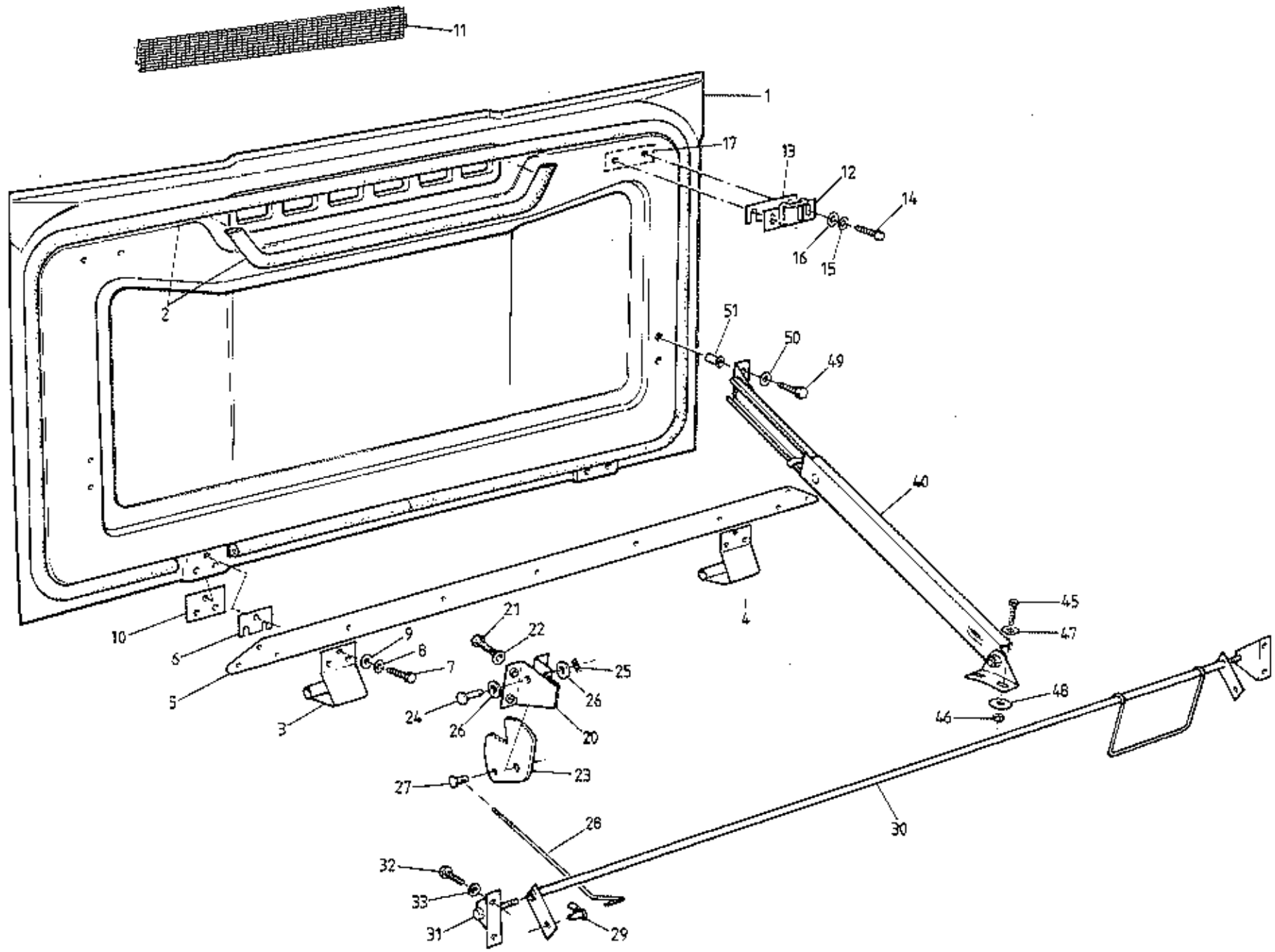
PART NUMBER

ALL

REMARKS

1	Headlamp Pod, RH	A082B4468J	1	Lucas/Hella Headlamps
	Headlamp Pod, RH	A085B4378J*	1	Cibie Headlamps
	Headlamp Pod, LH	A082B4469J	1	Lucas/Hella Headlamps
	Headlamp Pod, LH	A085B4379J*	1	Cibie Headlamps
7	Ball Joint, Pod Outer Pivot	A079U4652F	2	
	Pop Rivet, Ball Joint Fixing	A075W6090Z	8	
8	Setscrew, M6 x 30, Pod Outer Pivot	A075W1032Z	2	
9	Washer, Flat, Pod Outer Pivot	A075W4015Z	4	
10	Washer, Large O/D, Pod Outer Pivot	A075W4065Z	2	* Cars prior VIN 82 D 2265
11	Nut, Nyloc, M6, Pod Outer Pivot	A075W3009Z	2	82 - 0624
12	Bearing Housing, LH Outer/RH Inner	A079U4451F	2	Will also require new Headlamp
13	Bearing Housing, RH Outer/LH Inner	A079U4452F	2	surround. 17.13A
	Pop Rivet, Bearing Housing Fix	A075W6090Z	8	
14	Bearing Bush, Pod Inboard Pivot	A079U6030F	4	
15	Hinge Pin, Pod/Bonnet	A079U4456F	2	
16	Split Pin, Hinge Pin Retention	A075W6009Z	2	
17	'R' Pin, Hinge Pin	A079W6177F	2	
18	Water Shield	B079U4459K	2	
	Pop Rivet, Shield to Body	A075W6094Z	6	

Turbo 10.07A



TURBO
10.09A

ILLUS
NO.

QUANTITY

MAY 1991

10.09A

DESCRIPTION

PART NUMBER

ALL

REMARKS

1	Bonnet Panel	A079B4024J	1)Up to VIN 82 D 1060)))
2	Seal Bonnet	A079U4007F	1	
3	Hinge, Bonnet, LH	A079U4480F	1	
4	Hinge, Bonnet, RH	B079U4457F	1	
1	Bonnet Panel, Six Slot	B085B4357J	1	>From VIN 82 D 1061 > > 82 - 0338 > > >)R/B B082B4473F) Included in Bonnet Panel))Alternatives
	Bonnet Panel, Two Slot	C082B4629J	1	
2	Seal, Bonnet	A082U6077F	1	
3	Hinge, Bonnet, LH	B085U4797K	1	
4	Hinge, Bonnet, RH	B085U4798K	1	
5	Stiffener, Bonnet, Front Edge Curvature	A079B4064F	1	
	Stiffener, Bonnet, Front Edge Curvature	B082B4473F	1	
6	Shim Plate, Hinge to Bonnet	C079U4484K	A/R	
7	Setscrew, M5 x 18, Hinge to Bonnet	A075W1029Z	6	
	Setscrew, M6 x 16, Hinge to Bonnet	A075W1026Z	6	
8	Washer, Shakeproof, Hinge to Bonnet	A075W4046Z	6	
9	Washer, Flat, Hinge to Bonnet	A075W4065Z	6	
10	Tapping Plate, Bonnet Hinge	A079U4458K	2	
11	Grille, Bonnet	C079U4227F	1	
	Screw, Grille to Bonnet	A075W5014Z	5	
	Insert Bush, Grille to Bonnet	A075W6042Z	5	
12	Striker, Bonnet Catch	A079U4266F	2)R/B Betaseal
13	Shim Plate, Striker to Bonnet	A076U0618Z	A/R	
14	Setscrew, M8 x 25, Striker to Bonnet	A075W1039Z	4	
15	Washer, Spring, Striker to Bonnet	A075W4036Z	4	
16	Washer, Flat, Striker to Bonnet	A075W4020Z	4	
17	Tapping Plate, Bonnet Striker	A079U4487F	2	
20	Bracket, Bonnet Latch Disc Mounting	A079U4208F	2	
21	Setscrew, 10 UNF x 3/4", Bracket/Body	A075W5061Z	6	
22	Washer, Flat, Bracket/Body	A075W4000Z	6	

Turbo 10.09A
Page 1

ILLUS
NO.

QUANTITY

MAY 1981

10.09A

DESCRIPTION

PART NUMBER

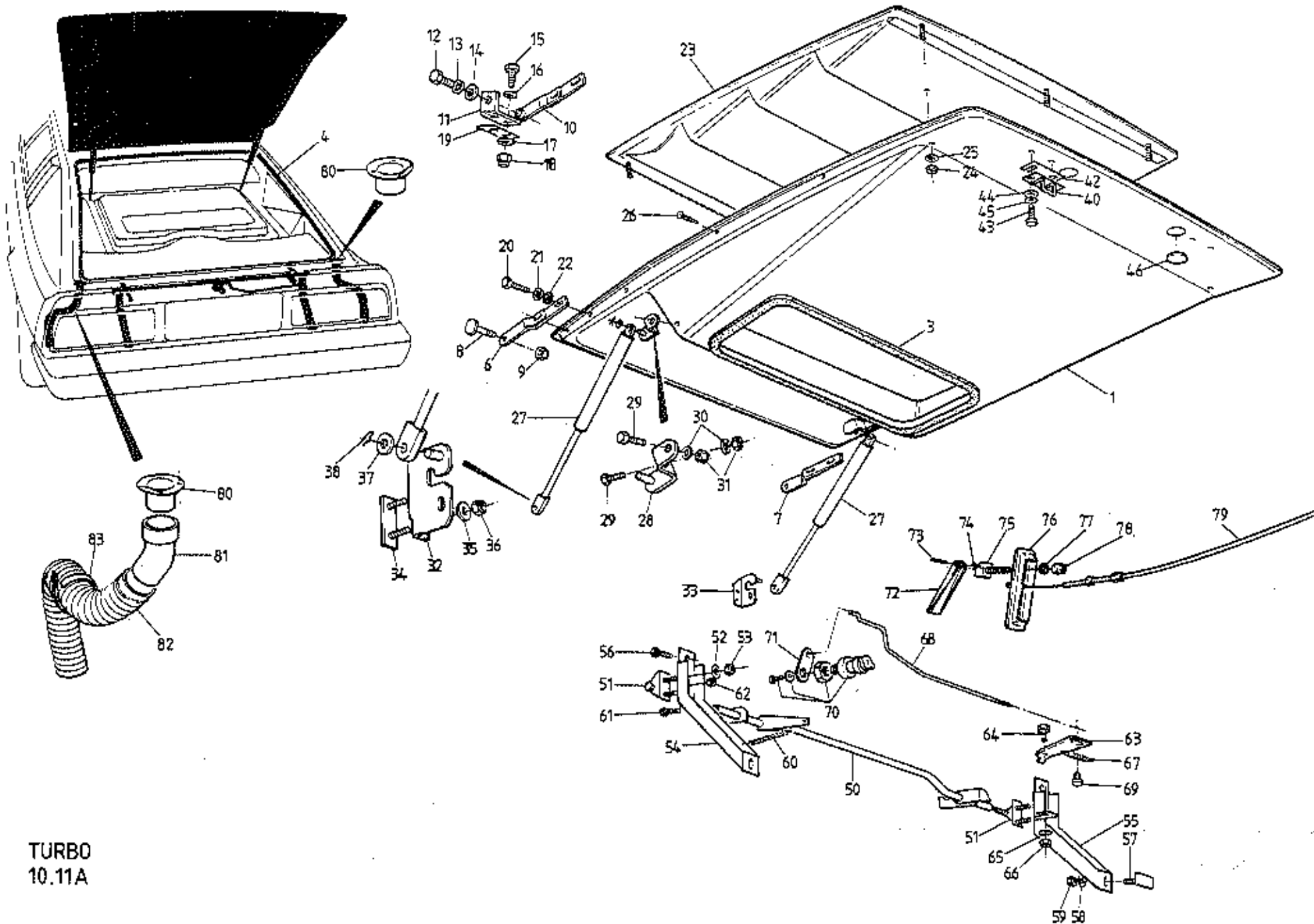
ALL

REMARKS

23	Latch Disc, Bonnet Lock	B079U4218F	2			
24	Clevis Pin, Latch Disc to Bracket	A075W6033Z	2			
25	'R' Pin, Latch Disc Clevis	A075W6175Z	2			
26	Washer, Flat, Disc to Bracket	A075W4020Z	4			
27	Clevis Pin, Latch Rod to Disc	B079U4219F	2			
28	Rod, Bonnet Latch Operating	C079U4222F	1			
29	Bush & Clip, Rod to Cross Shaft	A075U6033K	1			
30	Cross-Shaft, Bonnet Lock, RHD	A079U4221F	1			
	Cross-Shaft, Bonnet Lock, LHD	A079U4363F	1			
31	Bracket, Cross-Shaft Pivot	A079U4220F	2			
32	Setscrew, M6 x 12, Bracket to Body	A075W1027Z	4			
33	Washer, Flat, Bracket to Body	A075W4013Z	4			
40	Stay, Telescopic, Bonnet Support	A079U4277K	1)Top Bracket Rivetted to Stay)Top Bracket Bolted to Stay)Use With B079U4277K)Alternative	
	Stay, Telescopic, Bonnet Support	B079U4277K	1			
	Bracket, Bonnet Stay to Bonnet	A075U0385Z	1			
	Gas Strut, Bonnet Support	C075U6032F	1			
	Bracket, Gas Strut to Bonnet & Wheelarch	A075U0385Z	2			
	Washer, Flat, Strut to Brackets	A075W4020Z	2			
	Nut, Nyloc, Strut to Brackets	A075W3010Z	2			
45	Setscrew, Strut/Stay Bracket to Wheelarch	A075W1025F	2			M5 x 20
46	Nut, Nyloc, M5 " " " "	A075W3008Z	2			
47	Washer, Flat " " " "	A075W4011Z	2			
48	Washer, Large O/D " " " "	A075W4009Z	2			
49	Setscrew, M5 x 12, Brkt. to Bonnet	A075W5085Z	2			
50	Washer, Shakeproof, Brkt. to Bonnet	A075W4045Z	2			
51	Jacknut, M5 " "	A076W3043F	2			

Turbo 10.09A

Page 2



TURBO
10.11A

ILLUS
NO.

QUANTITY

MAY 1987

10.11A

DESCRIPTION

PART NUMBER

FIXED
ROOFGLASS
ROOF

REMARKS

1	Tailgate Panel	A082B4263K	1	1	
3	Foam Seal, Tailgate to Engine Lid	A082U6065V	2m	2m	
4	Seal, Tailgate to Body	A079B4074F	A/R	A/R	On Body
	Foam Strip, Tailgate to Body	A082U6067V	A/R	A/R	On Tailgate. If Fitted
6	Hinge Blade, Tailgate, LH	E079U4061K	1		
7	Hinge Blade, Tailgate, RH	E079U4062K	1		
8	Bolt, Hinge Pivot	A079U4516F	2		
9	Nut, Nyloc, M10, Hinge Pivot	A075W3011F	2		
10	Hinge Blade, Tailgate, LH	A082U4969F		1	
	Hinge Blade, Tailgate, RH	A082U4970F		1	
11	Bracket, Tailgate Hinge to Body	A082U4972F		2	
12	Setscrew, Tailgate Hinge Pivot	A082W1077F		2	
13	Washer, Shakeproof, T/Gate Hinge Pivot	A075W4049Z		2	
14	Washer, Flat, T/Gate Hinge Pivot	A075W4024F		4	
15	Setscrew, M3 x 25, Bracket to Body	A075W1039Z		4	
16	Washer, Flat, Bracket to Body	A075W4020F		4	
17	Washer, Large O/D, Bracket to Body	A075W4021F		4	
18	Nut, Nyloc, M8, Bracket to Body	A075W3010Z		4	
19	Gasket, Bracket to Body	A082U4973F		2	
20	Setscrew, M3 x 25, Hinge Blade/Tailgate	A075W1029Z	4	4	
21	Washer, Spring, Hinge Blade/Tailgate	A075W4036Z	4	4	
22	Washer, Flat, Hinge Blade/Tailgate	A075W4020Z	4	4	
	Tapping Plate, Hinge Blade, LH	B079U4063K	1	1	Inside Tailgate Panel
	Tapping Plate, Hinge Blade, RH	B079U4198K	1	1	Inside Tailgate Panel
23	Louvre, Tailgate	C082B4282K	1	1	
24	Nut, Nyloc, M6	A907E6285F	6	6	
25	Washer, Flat	B082W4018F	6	6	
	Grommet, Louvre, Front Edge Fixings	A054J6005Z	3	3	
26	Screw, Louvre, Side Fixing	A075W5027Z	4	4	
	Gas Strut, Tailgate Support	A079U6013F	2		With Anchors on Body Aperture and Tailgate Edge
27	Gas Strut, Tailgate Support	A082U6074F	2	2	With Anchors on Cabin Bulkhead and Tailgate Inner Skin

ILLUS
NO.

QUANTITY

MAY 1991

10.11A

DESCRIPTION

PART NUMBER

FIXED
ROOFGLASS
ROOF

REMARKS

28	Bracket, LH, Gas Strut to Tailgate	B082U4767F	1	1)
	Bracket, RH, Gas Strut to Tailgate	B082U4768F	1	1)
29	Setscrew, M6 x 30, Bracket to Tailgate	A075W1032F	4	4)
30	Washer, Flat, Bracket to Tailgate	A075W4015F	4	4)
31	Nut, Nyloc, M6, Bracket to Tailgate	A075W3009F	4	4)
32	Bracket, LH, Gas Strut to Cabin Bulkhead	B082U4765F	1	1)
33	Bracket, RH, Gas Strut to Cabin Bulkhead	B082U4766F	1	1)For Use With Strut A082U6074F
34	Studplate, Bracket to Bulkhead	A082U4852F	2	2)
35	Washer, Flat, Bracket Fixing	A075W4013F	4	4)
36	Nut, Nyloc, M6, Bracket Fixing	A075W3009F	4	4)
37	Washer, Flat, Strut to Bracket	A075W4020F	4	4)
38	'R' Pin, Strut to Bracket	A075W6175F	4	4)
40	Striker, Tailgate Latch	A079U4500F	2	2	
	Tapping Plate, Striker	A079U4487F	2	2	Inside Tailgate Panel
42	Shim Plate, Striker Adjustment	A076U0618F	A/R	A/R	
43	Setscrew, M8 x 20, Striker Fix	A075W1038Z	4	4	
44	Washer Flat, Striker Fix	A075W4020F	4	4	
45	Washer, Spring, Striker Fix	A075W4036Z	4	4	
46	Grommet, Tapping Plate Access	A054J6005Z	2	2	
50	Cross Shaft, Tailgate Latch	A082U4703F	1	1	
51	Bearing Bracket, Cross Shaft	B079U4501K	2	2	
52	Washer, Flat, Bearing Bracket Fix	A075W4020F	4	4	
53	Nut, Nyloc, M8, Bearing Bracket Fix	A075W3010F	4	4	
	Support Bracket, LH, Latch Cross-Shaft	A079U4505K	1)Lower End Fixes to Floor
	Support Bracket, RH, Latch Cross-Shaft	A082U4700K	1)
54	Support Bracket, LH, Latch Cross-Shaft	A082U4989K	1	1)Lower End Fixes to
55	Support Bracket, RH, Latch Cross-Shaft	A082U4990K	1	1	Prior to '87 M.Y.)Rear Lamp Aperture
	Support Bracket, RH, Latch Cross-Shaft	B082U4990K	1	1	'87 M.Y. on)
56	Screw, Thinhead, M6, Support Brkt. Top	A075W1026F	2	2	
57	Studplate, M6 x 16, Support Brkt. Bottom	B079U4011F	2	2	
58	Washer, Flat, Support Brkt. Fixing	A075W4015F	4	4	
59	Nut, Nyloc, M6	A075W3009F	4	4	
	Spring, Tailgate Latch Opening	A079Q6005F	1		Used With Support Brkt. A079U4505K
60	Spring, Tailgate Latch Opening	A075J6028Z	1	1	Used With Support Brkt. A082U4989K
61	Setscrew, M6 x 20, Latch Upstop	A075W1030F	1	1	Turbo 10.11A

d4p8

Page 2

ILLUS
NO.

QUANTITY

MAY 1991

10.11A

DESCRIPTION

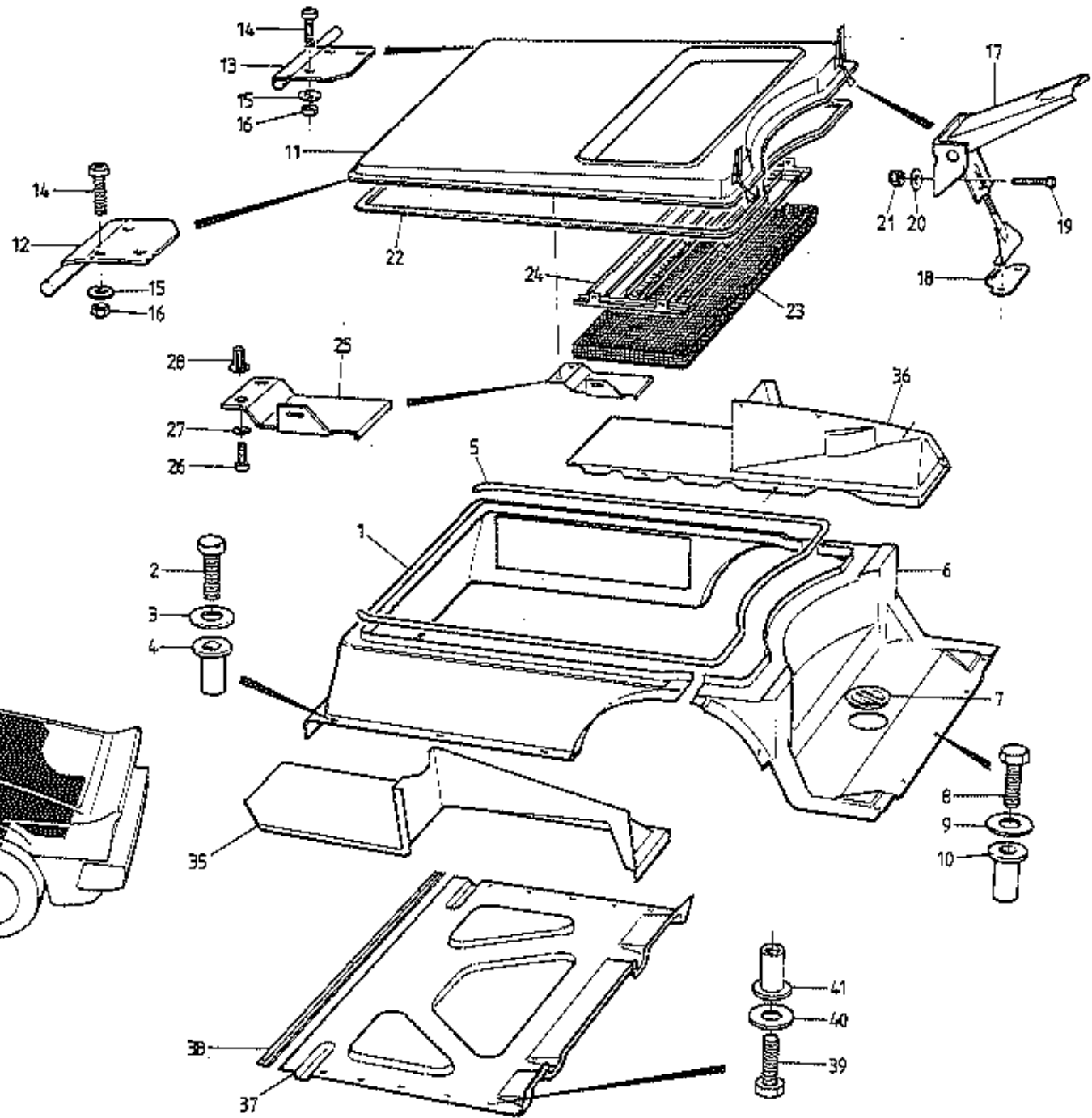

PART NUMBER

FIXED
ROOFGLASS
ROOF

REMARKS

62	Nut, Nyloc, M6, Latch Upstop	A075W3009F	1	1	
63	Release Lever, Tailgate Latch	A082U4706F	1	1	Prior '87 M.Y.
	Release Lever, Tailgate Latch	A082U5732F	1	1	'87 M.Y. on
64	Screw, Release Lever Pivot	B079U4503K	1	1	
65	Washer, Flat, Release Lever Pivot	A075W4013F	1	1	
66	Nut, Nyloc, M6, Release Lever Pivot	A075W3009F	1	1	
67	Spring, Release Lever	A075J6029Z	1	1	
68	Rod, Lock to Release Lever	C082U4713F	1	1	>
69	Trunnion, Rod to Release Lever	A075U1116F	1	1	> Prior to '87 M.Y.
70	Lock Assembly & Keys, Tailgate	A083U6093F	1	1	>
71	Lever Arm, Tailgate Lock	B082U4716K	1	1	>
72	Lever, Tailgate Internal Release	B082U4916F	1	1)
73	Spirol Pin, 5 x 30, Lever Pivot	A082W5235F	1	1)
74	Washer, Lever to Bracket	A075W4011Z	2	2)
75	Hinge Bracket, Release Lever	A082U4915F	1	1) '87 M.Y. on
76	Recess, Release Lever, ABS	A082U5758K	1	1	RHD)
	Recess, Release Lever, ABS	A082U5759K	1	1	LHD)
77	Washer, Flat, Brkt. & Recess to Bulkhead	A075W4015Z	1	1)
78	Nut, Nyloc, M6, Brkt. & Recess to Bulkhead	A075W3009Z	1	1)
79	Cable, Tailgate Release	A082U5734F	1	1	RHD)
	Cable, Tailgate Release	A082U5735F	1	1	LHD)
	Adaptor, Tailgate Channel Drain, LH	A079B4110K	1	1]
	Adaptor, Tailgate Channel Drain, RH	A079B4111K	1	1] R/B A085U4813K
80	Adaptor, Tailgate Channel Drain	A085U4813K	2	2	
	Pop Rivet, Drain Adaptor Fix	A075W6070Z	6	6	
81	Elbow, Tailgate Channel Drain	A082B6079F	2	2	
82	Hose, Tailgate Channel Drain	A075P6066V	1.5m	1.5m	
83	Clip, Drain Hose Securing	A075W6236F	2	2	

Turbo 10.11A
Page 3



TURBO
10.13A

ILLUS
NO.

QUANTITY

MAY 1991

10.13A

DESCRIPTION

PART NUMBER

ALL

REMARKS

1	Engine Bay Sidewall	A082B4286K	1	For Twist Lock Engine Lid Fasteners For Overcentre Engine Lid Fasteners '87 M.Y. on
	Engine Bay Sidewall	B082B4286K	1	
	Engine Bay Sidewall	C082B4286K	1	
2	Screw, M6 x 25, Sidewall to Body	A075W5089Z	8	
3	Washer, Flat, Sidewall to Body	A075W4013Z	8	
4	Pulsert, M6, Sidewall to Body	A079W6156F	8	
	Setscrew, M6 x 25, Sidewall to Front Hinge Brkt.	A075W1031F	2	
	Washer, Large, O/D	A075W4016Z	2	
	Nut, Nyloc, M6	A075W3009Z	2	
5	Edge Finisher	C082U4775F	3M	
	Rear Wall/Floor, Engine Bay	A082B4287K	1	For Twist Lock Engine Lid Fasteners Early Canadian Cars Only. Twist Lock Fasteners
	Rear Wall/Floor, Engine Bay	A082B4386K	1	
6	Rear Wall/Floor, Engine Bay	B082B4287K	1	For Overcentre Engine Lid Fasteners
	Foam Strip, Rear Floor to Body	A082U6067F	3m	
	Studplate, M6 x 20, Coilbox Fix	A082U5081F	4	
	Pop Rivet, Studplate Fix	A075W6090F	8	
	Washer, Pop Rivet	A075W4001F	8	
7	Grommet, Gearbox Filler Access	X026B0371Z	1	
8	Setscrew, M6 x 25, Floor to Body	A075W5089Z	11	
9	Washer, Flat, Floor to Body	A085W4013Z	11	
10	Pulsert, M6, Floor to Body	A079W6156F	11	
	Lid, Engine Bay	A082B4288K	1	For Twist Lock Engine Lid Fasteners For Overcentre Engine Lid Fasteners
11	Lid, Engine Bay	B082B4288K	1	
	Tongue, Engine Lid Front Hinge	A082B4280K	2)
	Eye, Engine Lid Front Hinge	A082B4281K	2)
	Setscrew, 10 UNF x 1/2", Tongue/Eye	A075W1002F	8)
	Washer	A075W4011F	8)For Use With Lid A082B4288K
	Nut, Nyloc, 10 UNF	A075W3000F	8)
	Twist Lock Catch, Male, Engine Lid	B082B6051F	4)
	Rubber Washer, Male Catch	B082B6052F	4) Turbo 10.13A
	Twist Lock Catch, Female, Engine Lid	A082B6054F	4) Page 1
	Pop Rivet, Catch Fixing	A075W6071F	8)

ILLUS
NO.

QUANTITY

MAY 1991

10.13A

DESCRIPTION

PART NUMBER

ALL

REMARKS

12	Hinge, LH, Engine Lid	A082U4769F	1)	
13	Hinge, RH, Engine Lid	A082U4770F	1)	
14	Screw, 10 UNF x 1/2", Hinge to Lid	A075W1002F	6)	
15	Washer, Flat, Hinge to Lid	A075W4011F	6)	
16	Nut, Nyloc, 10 UNF, Hinge to Lid	A075W3000F	6)	
17	Catch, Overcentre, Engine Lid	A079B6048F	2)Chrome)For Use With Lid B082B4288K
18	Striker, Overcentre Catch	A907E6303F	2))
	Catch, Overcentre, Engine Lid	A082B6095F	2)Zinc)
	Striker, Overcentre, Catch	A082B6096F	2))
19	Screw, 4BA, Catch/Striker Fix	A075W5049F	8)	
20	Washer, Flat, Catch/Striker Fix	A075W4001F	8)	
21	Nut, 4BA, Catch/Striker Fix	A079W3057F	8)	
	Rivet, Zinc Striker Fix	A075W6090Z	4)	
22	Foam Seal, Engine Lid	A082U6065V	3M)	
23	Mesh, Engine Lid Aperture	A082B4259K	1)	
24	Slat Assembly, Engine Lid Aperture	B082B4262J	1)	
	Screw, Mesh and Slat Fixing	A075W5015Z	10)	
	Spire Nut, Mesh and Slat Fixing	A075W6013Z	10)	
25	Water Shield, Engine Lid Aperture	A082B4338K	1)	
26	Screw, M6 x 12, Water Shield Fix	A075W1027Z	2)	
27	Washer, Shakeproof, Water Shield Fix	A075W4046Z	2)	
28	Jacknut, M6, Water Shield Fix	A075W3031Z	2)	
35	Trim Panel, Rear 1/4, LH	A082B4289K	1)NOT 'Glass Roof')Including
	Trim Panel, Rear 1/4, LH	B082B4289K	1)'Glass Roof')Carpet
36	Trim Panel, Rear 1/4, RH	A082B4290K	1)Dry Sump Only)
	Trim Panel, Rear 1/4, RH	B082B4290K	1)Wet Sump. NOT 'Glass Roof')For Carpet
	Trim Panel, Rear 1/4, RH	C082B4290K	1)'Glass Roof')See 15.24A
	Clip Bracket, Trim Panel to T/Gate Aperture	A082B4304K	8)	
	Pop Rivet, Brkt. to Panel	A075W6092Z	16)	
	Screw, Brkt. to Body	A075W5028Z	8)	
	Spire Nut, Brkt. to Body	A075W6014Z	8))Fixings Replaced by Later Set
	Screw, Panel to Engine Bay	A075W5037Z	4)	
	Washer, Flat, Panel to Engine Bay	A075W4000Z	4)	
	Spire Nut, Panel to Engine Bay	A075W6016Z	4)	

Turbo 10.13A

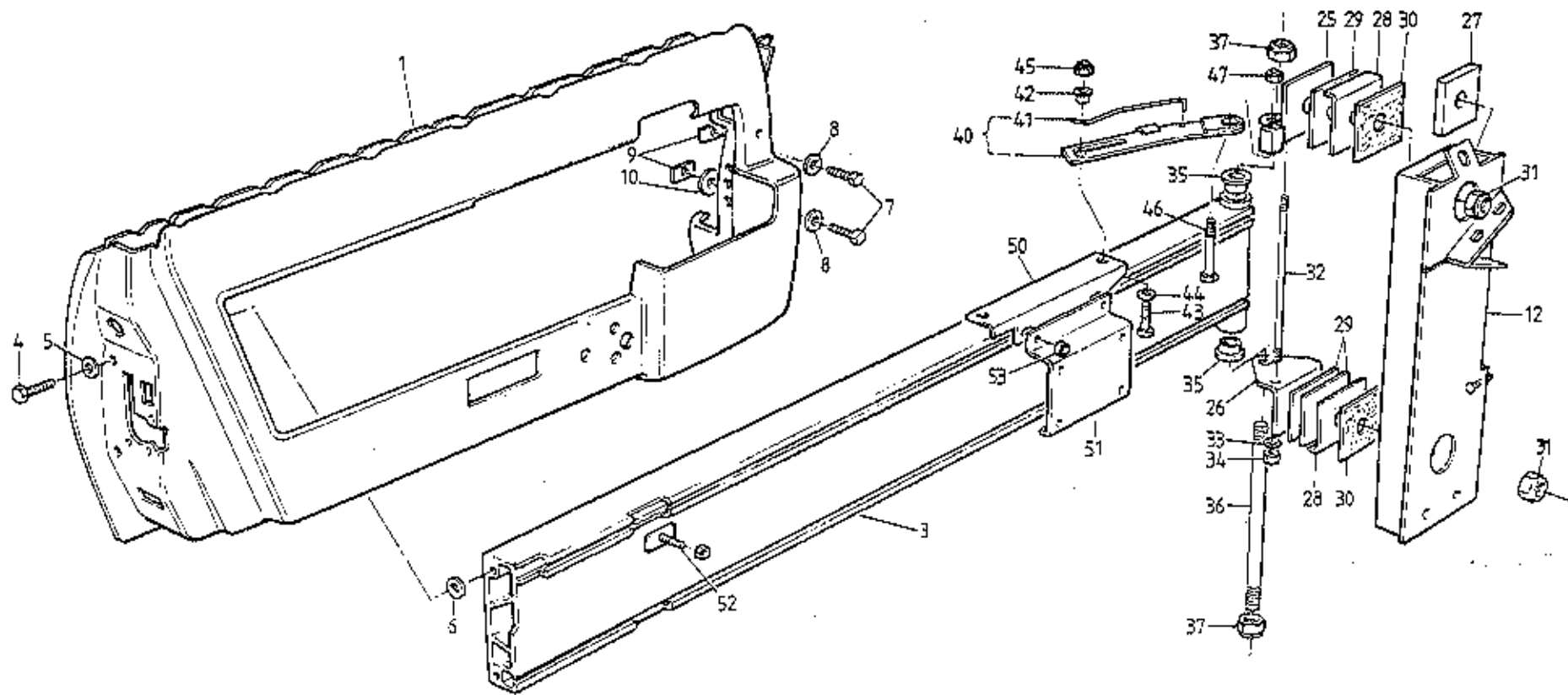
Page 2

ILLUS
NO.

MAY 1991

ILLUS NO.	DESCRIPTION	PART NUMBER	QUANTITY		REMARKS
			ALL		
10.13A					
	Spire Clip 'U' Nut, Trim Panel to Body	A082W6255F	4		
	Spire Nut, Flat, Trim Panel to Body	A075W6013Z	6		
	Spire Nut, Trim Panel to Engine Bay	A075W6016Z	4		
	Screw, Panel to Body & Engine Bay	A075W5028Z	14		
	Setscrew, M5 x 20, Panel Rear to Engine Bay	A075W1025F	2		
	Jacknut, M5, Panel Rear to Eng. Bay	A076W3043F	2		
	Washer, Flat, Panel to Engine Bay	A075W4000Z	6		
37	Undertray, Engine Bay	A082B4292K	1		R/B Shorter Undertray B082B4292K
	Undertray, Engine Bay	B082B4292K	1		R/B A082B4559K
	Undertray, Engine Bay	A082B4559K	1		
38	Retaining Strip, Undertray Front	A082U4748K	1		
	Pop Rivet, Retainer to Body	A075W6089Z	8		
39	Setscrew, M6 x 20, Undertray Fixing	A075W1030Z	12		
40	Washer, Flat, Undertray Fixing	A075W4013Z	12		
41	Pulsert, M6, Undertray Fixing	A079W6156F	12		

Turbo 10.13A
Page 3



TURBO
10.15A

ILLUS
NO.

QUANTITY

MAY 1991

10.15A

DESCRIPTION

PART NUMBER

ALL

REMARKS

1	Door Shell, LH	A079B4185J	1		Prior Change Point *
	Door Shell, LH, RHD	A082B4586J	1		> From Change Point *
	Door Shell, LH, LHD	A082B4588J	1		>
	Door Shell, RH	A079B4186J	1		Prior Change Point *
	Door Shell, RE, RHD	A082B4585J	1		> From Change Point *
	Door Shell, RH, LHD	A082B4587J	1		>
3	Door Beam, LH	L079U4109K	1		
	Door Beam, RH	L079U4110K	1		* Change Point VIN 82 D 2137
4	Setscrew, M8 x 20, Door Rear to Beam	A075W1038Z	4		82 - 0606
5	Washer, Large O/D, " " " "	A075W4021Z	4		
6	Washer, Spacing, Door Rear to Beam	A075W4003Z	A/R		If Fitted
7	Setscrew, M6 x 16, Door Front to Beam	A075W1028Z	4		
8	Washer, Large O/D, Door Front to Beam	A075W4017Z	4		
9	Fixing Plate, M6, Door Front to Beam	A079U4329K	4		
10	Washer, Spacing, Shutline Adjust	A075W4022Z	A/R		If Fitted
12	Hinge Post, Door, LH	D079U4405K	1		In Body 'A' Post
	Hinge Post, Door, RH	D079U4404K	1		In Body 'A' Post
	Reinforcing Bracket, Hinge Post to Sill	A079U4409K	2)
	Setscrew, M8 x 16, Bracket to Post	A075W1036F	4)
	Washer, Plain, Bracket to Post	A075W4020F	4)
	Washer, Spring, Bracket to Post	A075W4036F	4)If Fitted
	Tapping Plate, Bracket to Sill	A079U4410F	2)
	Setscrew, M8 x 20, Bracket to Sill	A075W1038F	4)
	Washer, Plain, Bracket to Sill	A075W4020F	4)
	Washer, Spring, Bracket to Sill	A075W4036F	4)
25	Hinge Bracket, Upper, LH	H079U4087F	1		
	Hinge Bracket, Upper, RH	H079U4088F	1		
26	Hinge Bracket, Lower	G079U4089F	2		
27	Clamp Plate, Door Hinge	E079U4340F	4		
28	Shim, 18 swg, Hinge to Body	C079U4090F	4		
29	Shim, 18 swg, Hinge to Body	C079U4092F	A/R		Slotted
	Shim, 12 swg, Hinge to Body	C079U4091F	A/R		Slotted
30	Shim, Abrasive, Hinge to Body	B079U4094F	4		
31	Nut, Nyloc, 1/2" UNF, Hinge to Body	A079W3056F	4		
32	Tie Rod, Upper to Lower Hinge	A079U4326F	2		

d4p14

Turbo 10.15A
Page 1

ILLUS
NO.

QUANTITY

MAY 1981

10.15A

DESCRIPTION

PART NUMBER

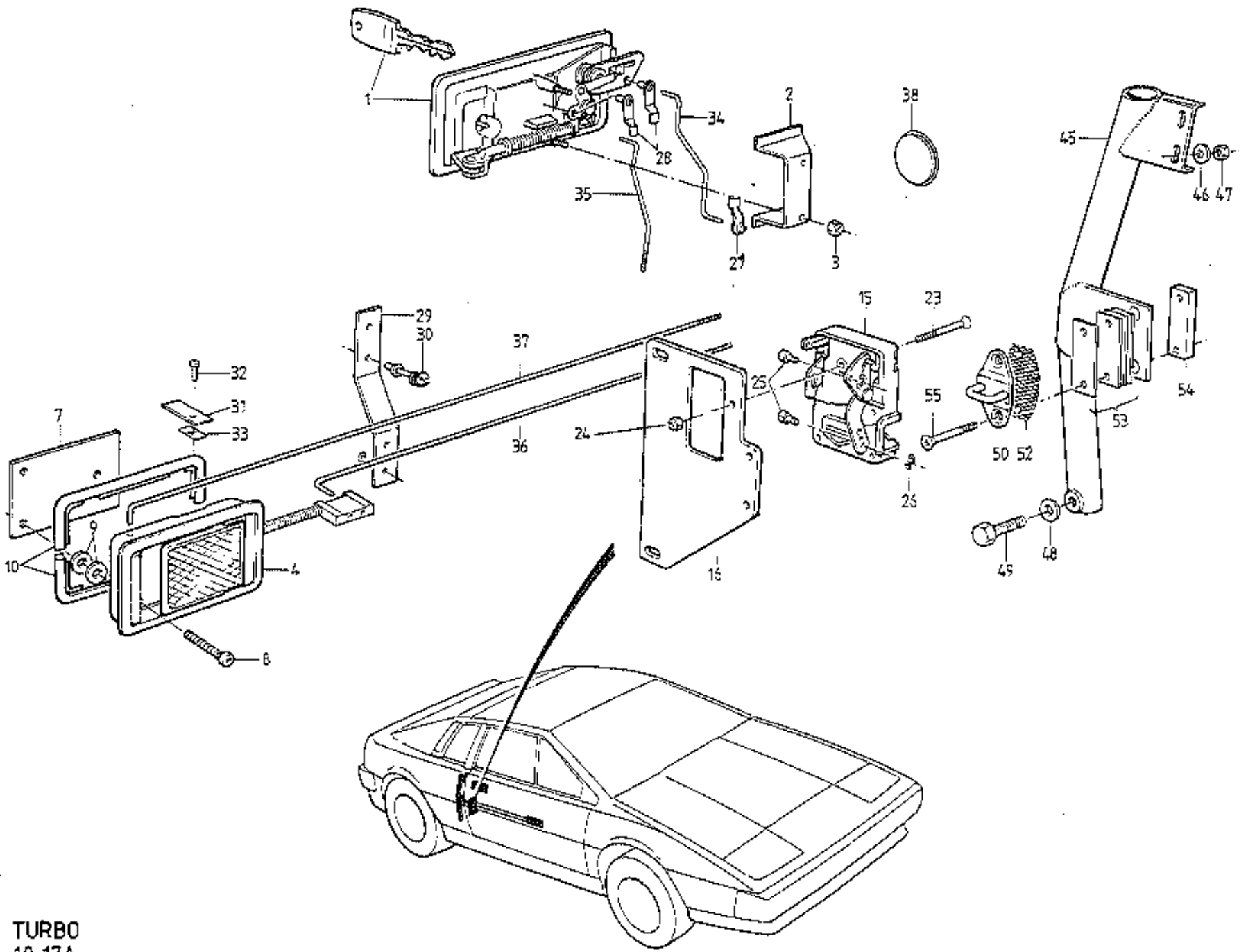
ALL

REMARKS

33	Washer, Tie Rod to Hinge	A075W4020F	4		
34	Nut, Nyloc, M8, Tie Rod to Hinge	A075W3010Z	4		
35	Pivot Bush, Door Beam	C079U4189F	4		
36	Pivot Pin, Door Beam	A079U4558F	2		
37	Nut, Nyloc, M12, Pivot Pin	A075W3012F	4		
	Check Strap, LH	B075U0455J	1)
	Check Strap, RH	B075U0456J	1)
	Bolt, M8 x 45, Strap to Hinge Brkt.	A075W2040F	2)
	Nut, Nyloc, M8, Strap to Hinge	A075W3010F	2)
	Guide Assy. Check Strap Slider, LH	A075U0709W	1) Earlier Type Check Strap With Coil
	Guide Assy. Check Strap Slider, RH	A075U0708W	1) Spring Activated Catch
	Setscrew, M6 x 12, Guide to Bracket	A075W1027F	4)
	Washer, Shakeproof, Guide to Bracket	A075W4046F	4)
	Nut, M6, Guide to Bracket	A075W3020F	4)
40	Check Strap, inc. Spring, LH	A089U1517F	1		>
	Check Strap, inc. Spring, RH	A089U1516F	1		>
41	Spring, Door Check, LH	A089U1515F	1		>
	Spring, Door Check, RH	A089U1514F	1		>
42	Guide, Check Strap	A089U1518F	2		>
43	Setscrew, M6 x 30, Guide to Brkt.	A075W2028Z	2		> Later Type Check Strap With Spring
44	Washer, Plain	A075W4015F	2		> Wire Catch
45	Nut, Nyloc, M6, Guide to Brkt.	A075W3009F	2		>
46	Bolt, M8 x 45, Strap to Hinge	A075W2040F	2		>
47	Nut, Nyloc, M8, Strap to Hinge	A075W3010F	2		>
50	Bracket, Check Strap Guide to Beam, LH	E079U4191K	1		>
	Bracket, Check Strap Guide to Beam, RH	E079U4258K	1		
51	Bracket, Window Motor Mounting, LH	B079U4205F	1		
	Bracket, Window Motor Mounting, RH	B079U4126F	1		
52	Studplate, M6, Bracket to Door Beam	B079U4011F	6		
53	Nut, Nyloc, M6, Bracket to Door Beam	A075W3009F	6		

Turbo 10.15A

Page 2



TURBO
10.17A

ILLUS
NO.

QUANTITY

MAY 1991

10.17A

DESCRIPTION

PART NUMBER

ALL

REMARKS

	Exterior Door Handle Set (Black)	B079U4634F	1		Comprises LH & RH Door Handles, Federal Cubby Box Lock & Keys Comprises LH & RH Door Handles & Keys
1	Exterior Door Handle Set (Silver & Black)	B075U0705W	1		
	Door Handle, Exterior, RH, (Black)	B079U4630F	1		
	Door Handle, Exterior, RH, (Silver & Black)	B075U6018Z	1		
	Door Handle, Exterior, LH, (Black)	B079U4631F	1		
	Door Handle, Exterior, LH, (Silver & Black)	B075U6019Z	1		
2	Clamp Bracket, Handle to Door	A079U4661K	2		
3	Nut, 10 UNF, Handle to Clamp	A075W3000F	4		
	Washer, 3/16", Handle to Clamp	A075W4000F	4		
4	Door Handle, Interior, RH	B075U1076F	1		
	Door Handle, Interior, LH	B075U1075F	1		
7	Tapping Plate, Door Handle to Door	A075U4061F	2		
8	Screw, 10 UNF x 3/4", Handle to Door	A075W5061F	6		R/E A076W5062F
	Screw, 10 UNF x 1", Handle to Door	A076W5062F	6		
9	Washer, Handle to Door	A075W4016F	12		
10	Bezel, Door Handle	X054B6059F	4		
15	Latch Mechanism, Door Lock, RH	A079U4628F	1		
	Latch Mechanism, Door Lock, LH	A079U4629F	1		
16	Plate, Latch to Door Beam	A079U4616F	2		
23	Bolt, M6 x 45, Latch to Beam	A075W7004Z	8		
24	Nut, Nyloc, M6, Latch to Beam	A075W3009Z	8		
25	Trunnion, Rods to Latch	A079U4620F	6		
26	Circlip, Latch Trunnions	A079U6059F	6		
27	Clip, Rod End, Ext. Release to Latch	A079W6153F	2		
28	Clip, Rod End, Exterior Handle	A075U6033Z	4		
29	Bracket, Rod Guide	A079U4255K	2		
30	Guide Clip, Interior Handle Rods	A075J6027Z	4		
	Pop Rivet, Guide Bracket to Door	A075W6071Z	4		
	Washer, Pop Rivet	A075W4001Z	4		

Turbo 10.17A
Page 1

ILLUS
NO.

QUANTITY

MAY 1981

10.17A

DESCRIPTION

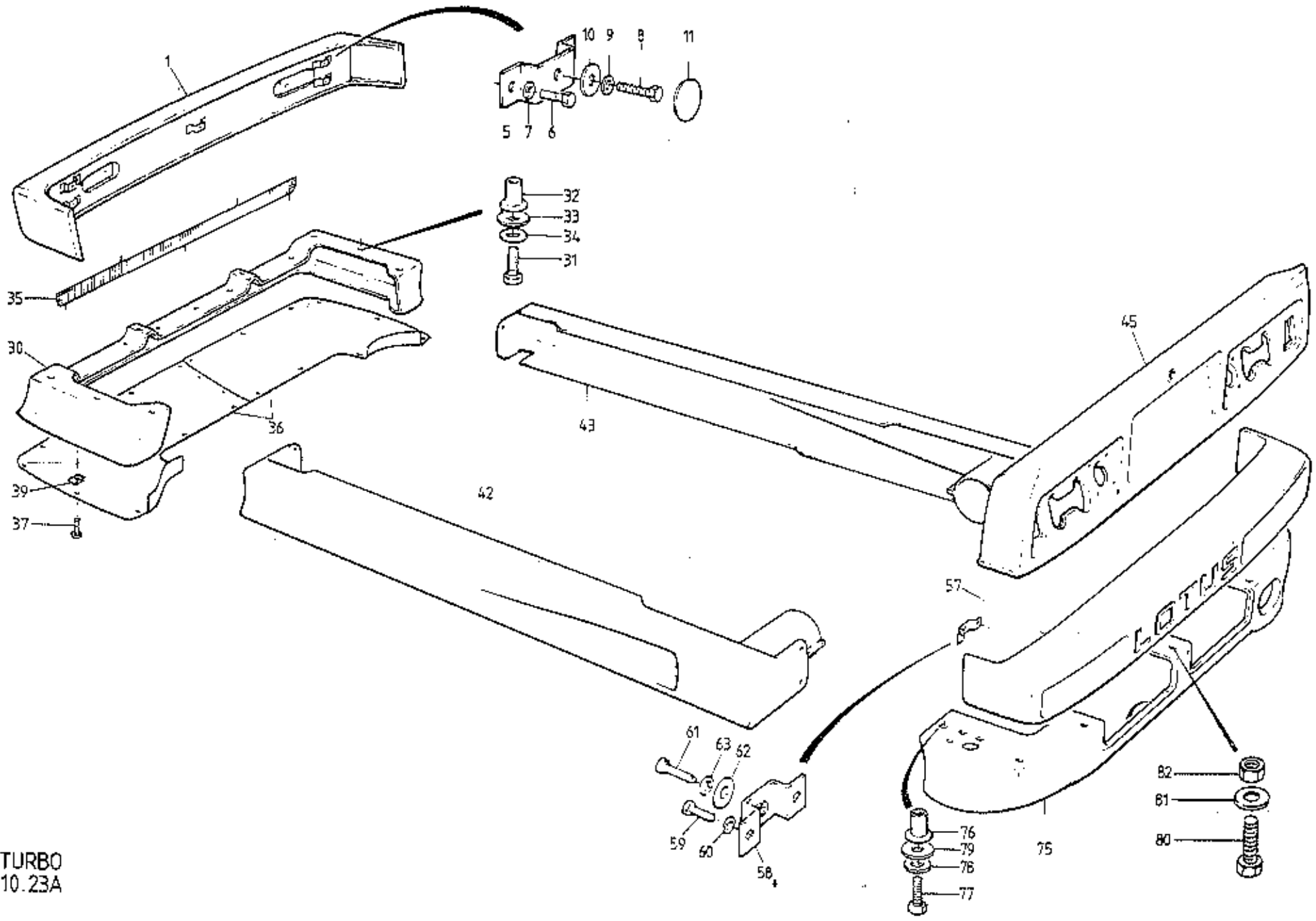
PART NUMBER

ALL

REMARKS

31	Plate, Interior Lock Rod Retaining	A079U4337K	2		
32	Screw, Plate to Door	A075W5016F	2		
33	Spire Nut, Plate to Door	A075W6013F	2		
34	Rod, Exterior Release to Latch, RH	B079U4624F	1		
	Rod, Exterior Release to Latch, LH	B079U4625F	1		
35	Rod, Exterior Lock to Latch, RH	A079U4622F	1		
	Rod, Exterior Lock to Latch, LH	B079U4623F	1		
36	Rod, Interior Release to Latch	A079U4621F	2		
	Rod, Interior Lock to Latch, LH	B079U4627F	1		R/B B079U4626F
37	Rod, Interior Lock to Latch	B079U4626F	2		
38	Grommet, Blanking, Lock Rod Access	X054J6005Z	2		
45	Striker Post, RH	E079U4382F	1		
	Striker Post, LH	E079U4381F	1		
46	Washer, Large O/D, Striker Post Top	A075W4021F	4		
47	Nut, Nyloc, M8, Striker Post Top	A075W3010F	4		
48	Washer, 12mm	A075W4071F	2		
49	Setscrew, M12 x 30, Striker Post Bottom	A079W1058F	2		
50	Striker Plate, Door Latch	A075U6022F	2		
	Spacer, 3mm, Striker to Body	A082U5003F	A/R		
	Spacer, 1.5mm, Striker to Body	A082U5002F	A/R		
	Abrasive Washer, Striker to Body	A075U0656Z	2		R/B Friction Plate A082U5004F
52	Friction Plate, Striker to Body	A082U5004F	2		
53	Shim, 1.2mm, Striker Post to Body	B079U4486F	A/R		
	Shim, 3mm, Striker Post to Body	B079U4394F	A/R		
54	Tapping Plate, Door Latch Striker	B075U0333F	2		
55	Screw, M6 x 35, Striker Fixing	A082W7035F	4		

Turbo 10.17A
Page 2



TURBO
 10.23A

ILLUS
NO.

QUANTITY

MAY 1987

10.23A

DESCRIPTION

PART NUMBER

ALL

REMARKS

1	Front Bumper, GRP, Inc. Brkts.	A082B4240J	1		With Linear Diffusion Pattern
	Front Bumper, GRP, Inc. Brkts.	A082B4533K	1		Side/Turn Lamps
	Front Bumper, RRIM	A082B4428F	1		With Circular Diffusion Pattern
	Front Bumper, RRIM	A082B460LJ	1		Side/Turn Lamps
	Front Bumper, RRIM	B082B460LJ	1		Prior '85 M.Y. R/B A082B460LJ (S/B 1986/03
5	Bracket, GRP Bumper Mtg.	C079U4135K	5		'86 M.Y. on, with Lucas Side/Turn Lamps
6	Setscrew, Bracket to GRP Bumper	A075W1006Z	10		'86 M.Y. on, with Cobo Side/Turn Lamps
7	Washer, Spring, Bracket to GRP Bumper	A075W4035Z	10)
8	Setscrew, M8 x 25, GRP Bumper to Body	A075W1039Z	5)Use with GRP Bumpers
9	Washer, Spring, GRP Bumper to Body	A075W4036Z	5)A082B4240/4533
10	Washer, Large O/D, GRP Bumper to Body	A075W4003Z	5)
11	Grommet, GRP Bumper Bolt Access (In Pod Well)	X054J6005Z	4)
	Setscrew, M8 x 25, Bumper Centre Fixing	A075W1039Z	2		>
	Nut, Nyloc, M8, Bumper Centre Fixing	A075W3010Z	2		>
	Washer, Flat, Bumper Centre Fixing	A075W4020Z	4		>Use With RRIM Bumper
	Stud, 'Bighead' M6 x 20, Outboard Fixing	A085B6078F	4		>A082B4428F
	Washer, Flat, Bumper Outboard Fixing	A075W4011Z	4		>
	Nut, Nyloc, M6, Bumper Outboard Fixing	A075W3009Z	4		>
	Setscrew, M8 x 25, Bumper Centre Fixing	A075W1039Z	2)
	Washer, Flat, Bumper Centre Fixing	A075W4003Z	4)
	Nut, Nyloc, M8, Bumper Centre Fixing	A075W3010Z	2)Use with RRIM Bumper
	Shim Plate, Bumper Outboard Fixing	A082B4603F	2)A/B082B460LJ
	Stud, M6 x 30, Bumper Outboard Fixing	A082U6082F	4)
	Washer, Flat, Bumper Outboard Fixing	A075W4017Z	4)
	Washer, Spring, Bumper Outboard Fixing	A075W4035Z	4)
	Nut, Plain, M6, Bumper Outboard Fixing	A075W3020Z	4)
30	Spoiler, Front	A082B4236K	1		Prior '87 M.Y.
	Spoiler, Front	A082B4605K	1		'87 M.Y. on
31	Setscrew, M8 x 25, Spoiler To Body	A075W1039Z	6		
32	Pulsert, M8, Spoiler to Body	A075W6L55F	6		

*1/4 threaded insert
A082B6009F 4-off*

ILLUS
NO.

QUANTITY

MAY 1987

10.23A

DESCRIPTION

PART NUMBER

ALL

REMARKS

33	Washer, Flat, Spoiler to Body	A075W4003Z	6		
34	Washer, Spring, Spoiler to Body	A075W4036Z	6		
	Spire Bolt, Spoiler to Rad. Duct	A079W6166F	5		
	Spire Nut, Spoiler to Rad. Duct	A079W6165F	5		
	Washer, 6mm, Spoiler to Rad. Duct	A075W4015Z	5		
35	Grille, Radiator Air Intake	A079U4544F	1		Prior '87 M.Y.
	Grille, Radiator Air Intake	B082U5108F	1		'87 M.Y. on
	Nut, Nyloc, Intake Grille Fix	A075W3000F	5		
	Washer, 5mm, Grille Fix	A075W4009F	5		
36	Undershield, Front (Pair)	A082B4275K	1		Used With 306mm Rad. Duct Stays
	Undershield, Front (Pair)	A082B4492K	1		Used With 266 & 286mm Rad. Duct Stays
	Spire Bolt, Undershield Fixing	A079W6166Z	12)
	Washer, Spire Bolt	A075W4015Z	12)
	Spire Nut, 'J' Type	A079W6165F	7)Used With Undershield A082B4275K
	Spire Nut, Flat	A079W6164F	5)
37	Screw, s/t, Undershield to Spoiler	A075W5043Z	14		>
	Screw, s/t, Undershield to Rad. Duct	A075W5041Z	6		>Used With Undershield A082B4492K
	Washer, Undershield Fix	A075W4009Z	20		>
39	Spire Nut, Undershield Fix	A075W6016Z	20		>
42	Sill, LH	C082B4239K	1		
43	Sill, RH	C082B4238K	1		
45	Spoiler, Rear	A082B4235K	1		Prior '87 M.Y.
	Spoiler, Rear	A082B4654K	1		'87 M.Y. on
	Pulsert, M5, Spoiler Fixing	A079W6156F	10		
	Setscrew, M6 x 25, Spoiler Fixing	A075W1031Z	10		
	Washer, Large O/D, Spoiler Fixing	A075W4017Z	10		
	Washer, Shakeproof, Spoiler Fixing	A075W4046Z	10		
	Screw, s/t, Spoiler Fixing	A075W5039Z	8		
	Spire Nut, Spoiler Fixing	A075W6016Z	8		
55	Foam Strip, Spoiler Seal	A082U6067F	3m		

Turbo 10.23A

Page 2

ILLUS
NO.

QUANTITY

MAY 1966

10.23A

DESCRIPTION

PART NUMBER

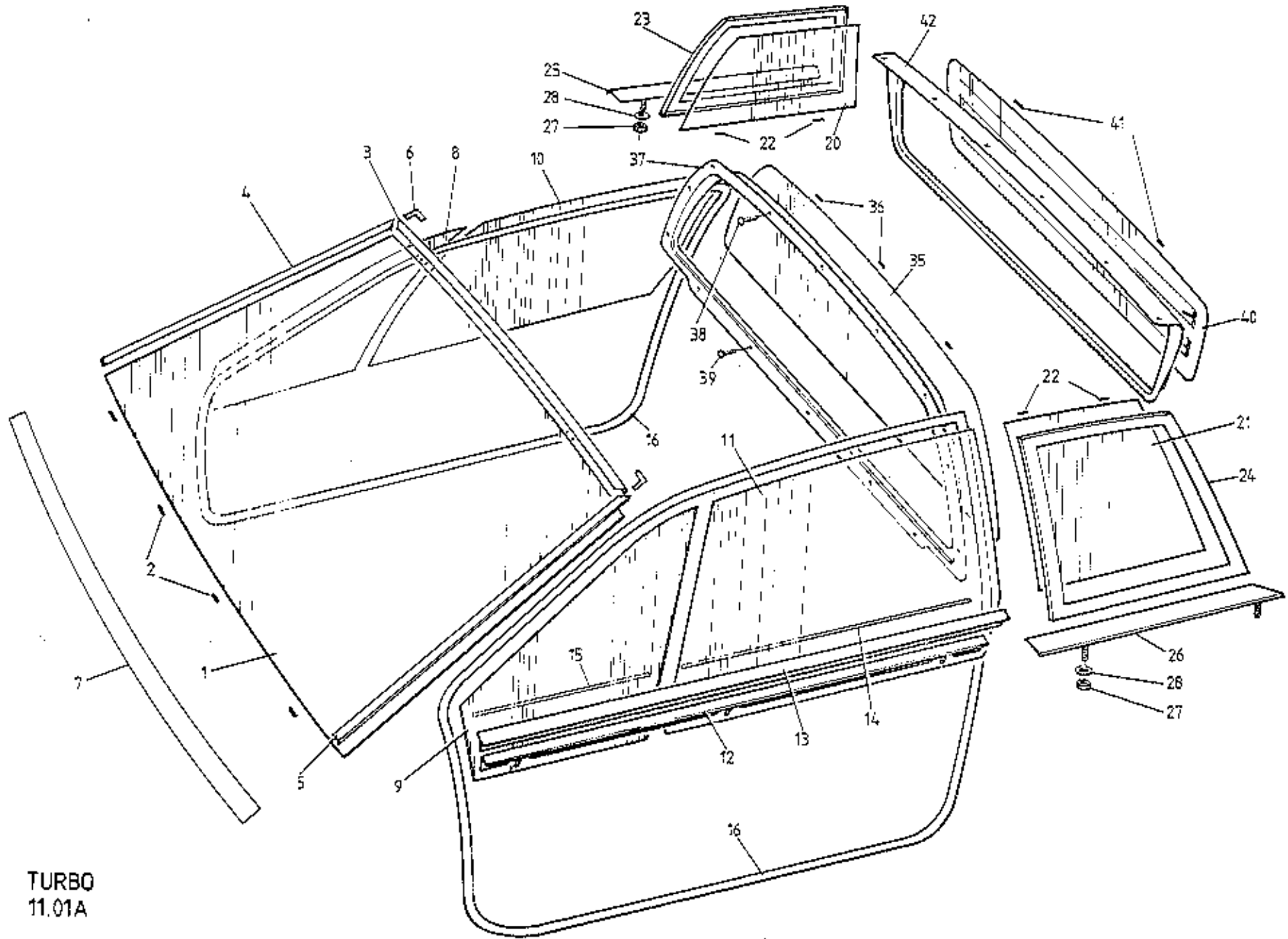
ALL

REMARKS

57	Rear Bumper (GRP) Inc. Brkts.	A082B4345J	1
58	Bracket, GRP Bumper Mounting	C079U4135K	6
59	Setscrew, Bracket to GRP Bumper	A075W1006Z	12
60	Washer, Spring, Bracket to GRP Bumper	A075W4035Z	10
61	Setscrew, M8 x 25, Bumper to Body	A075W1039Z	6
62	Washer, Flat, Bumper to Body	A075W4003Z	6
63	Washer, Spring, Bumper to Body	A075W4036Z	6
	Seal, Neoprene, Bumper to Body	B075U6054V	2.2m
75	Rear Valance	A082B4464K	1
76	Pulsert, M8, Valance to Body	A079W6155F	4
77	Setscrew, M8 x 25, Valance to Body	A075W1039Z	4
78	Washer, Spring, Valance to Body	A075W4036Z	4
79	Washer, Flat, Valance to Body	A075W4002Z	4
80	Setscrew, M8 x 20, Valance to Bumper	A075W1038Z	3
81	Washer, Flat, Valance to Bumper	A075W4020Z	6
82	Nut, Nyloc, M8, Valance to Bumper	A075W3010Z	3

Turbo 10.23A
Page 3

d4p21



TURBO
 11.01A

ILLUS
NO.

QUANTITY

11.01A

DESCRIPTION

PART NUMBER

ALL

REMARKS

"Betaseal" Screen Fitting Kit

Comprises:

Betaseal 71904 in 300cc Cartridge
 Glass Primer Applicator Bottle
 Glass Primer Applicator Head and Felt Pad
 Glass Primer, Black, 84132-11
 Wipe Cleaner No. 4
 Piano Wire 0.6mm x 120cm
 Special Cleaning Paper
 Spacing Blocks 10 x 14 x 20mm

A075B6158J

A/R

Used for Windscreen and Rear
Bulkhead Glass Fitment

1
1
1
1
1
1
1
4

"Solbit", Thermo-Electric Sealer, 9.5mm

A075B6121V

A/R

Replaces 8mm Solbit. Used on
Door 1/4 Light, Rear 1/4 Light, Drop
Glass and Tailgate Glass

"Solbit" Primer

A075B6012Z

A/R

1 Windscreen, Tinted

A079U4023F

1

2 Windscreen, Clear

A079U4014F

1

3 Spacer, 4mm, Screen to Body

A075U0588F

8

4 Finisher, Windscreen Top

B079U4048F

1

5 Finisher, Windscreen, RH

A079U4050F

1

6 Finisher, Windscreen, LH

A079U4049F

1

7 Finisher Clip, Windscreen Top Corner

A079U4051F

2

8 Black Strip, 1 3/4" Screen Bottom

A082U6072V

1.5m

9 Glass, Door 1/4 Light, RH, Tinted

A079U4026F

1

10 Glass, Door 1/4 Light, RH, Clear

A079U4018F

1

11 Glass, Door 1/4 Light, LH, Tinted

A079U4027F

1

12 Glass, Door 1/4 Light, LH, Clear

A079U4017F

1

13 Drop Glass, Door, RH, Tinted

A079U4028F

1

14 Drop Glass, Door, RH, Tinted

A082U5034F

1

15 Drop Glass, Door, RH, Clear

A079U4018F ZC

1

16 Drop Glass, Door, LH, Tinted

A079U4029F

1

17 Drop Glass, Door, LH, Tinted

A082U5035F

1

18 Drop Glass, Door, LH, Clear

A079U4019F

1

19 Finisher, Door Top, External, RH

F079U4316F

1

R/B A082U5034F

R/B A082U5035F

Turbo 11.01A

Page 1

ILLUS
NO.

QUANTITY

MAY 1981

11.01A

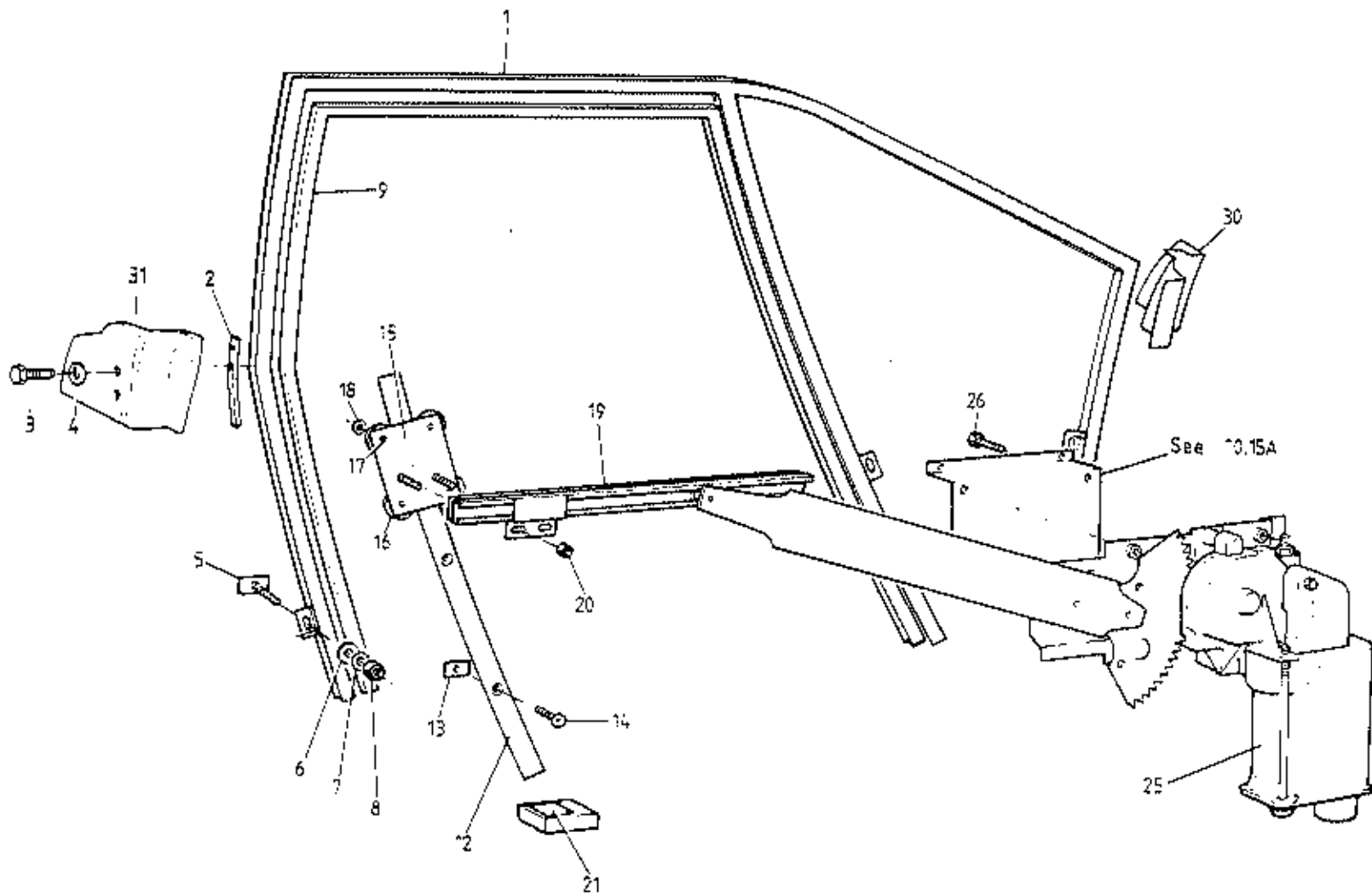
DESCRIPTION

PART NUMBER

ALL

REMARKS

12	Finisher, Door Top, External LH Nut, Plain, 4BA, Finisher Fixing Washer, Flat, Finisher Fixing	F079U4315F A075W3057F A075W4001F	1 6 6		
13	Weatherstrip, Door Glass, External Backing Strip, Weatherstrip/Finisher Pop Rivet, Weatherstrip/Finisher Finisher/Weatherstrip Assy. RH Finisher/Weatherstrip Assy. LH	C079U4434F D079U4438K A075W6071F A079U4576J A079U4577J	2 2 26 1 1		
14	Seal, Drop Glass, Internal	A079U4175K	2)Clip On, Prior VIN*	
15	Seal, Door 1/4 Light, Internal Clip, Seal, to Door Trim Channel Seal, Drop Glass, & 1/4 Light, Internal	A079U4176K A075W6054Z A089V6165V	2 16 2m)))Stick On, From VIN*
16	Door Weatherstrip Secondary Door Seal (Wedge)	A079U4197F A082U4870F	2 2		*VIN 82 D 2431 82 - 0721
20	Glass, Rear 1/4 Light, RH, Tinted Glass, Rear 1/4 Light, RH, Clear	A079U4550F A079U4548F	1 1		
21	Glass, Rear 1/4 Light, LH, Tinted Glass, Rear 1/4 Light, LH, Clear	A079U4551F A079U4599F	1 1		
22	Spacer, 4mm, Glass to Body	A075U0588F	8		
23	Trim, ABS, Rear 1/4 Glass, RH	B079U4570K	1		
24	Trim, ABS, Rear 1/4 Glass, LH	B079U4569K	1		
25	Sill Finisher, Rear 1/4 Glass, RH	B079U4572F	1		
26	Sill Finisher, Rear 1/4 Glass, LH	B079U4571F	1		
27	Nut, 10 UNF, Finisher Fixing	A075W3013F	4		
28	Washer, Finisher Fixing	A075W4017F	4		
35	Glass, Rear Bulkhead	A079U4032F	1		
36	Spacer, Glass to Surround	A075U0588F	6		
37	Surround, Bulkhead Glass Mounting Surround, Bulkhead Glass Mounting Foam Strip, Surround to Body	B079B4037K A082B4498K A036B6213V	1 1 3m		Without 'Glass Roof' With 'Glass Roof'
38	Screw, 1/2", Surround to Body	A075W5014Z	9		
39	Screw, 3/4", Surround to Body	A075W5028Z	5		Turbo 11.01A Page 2



TURBO
11.02A

ILLUS
NO.

QUANTITY

MAY 1991

11.02A

DESCRIPTION

PART NUMBER

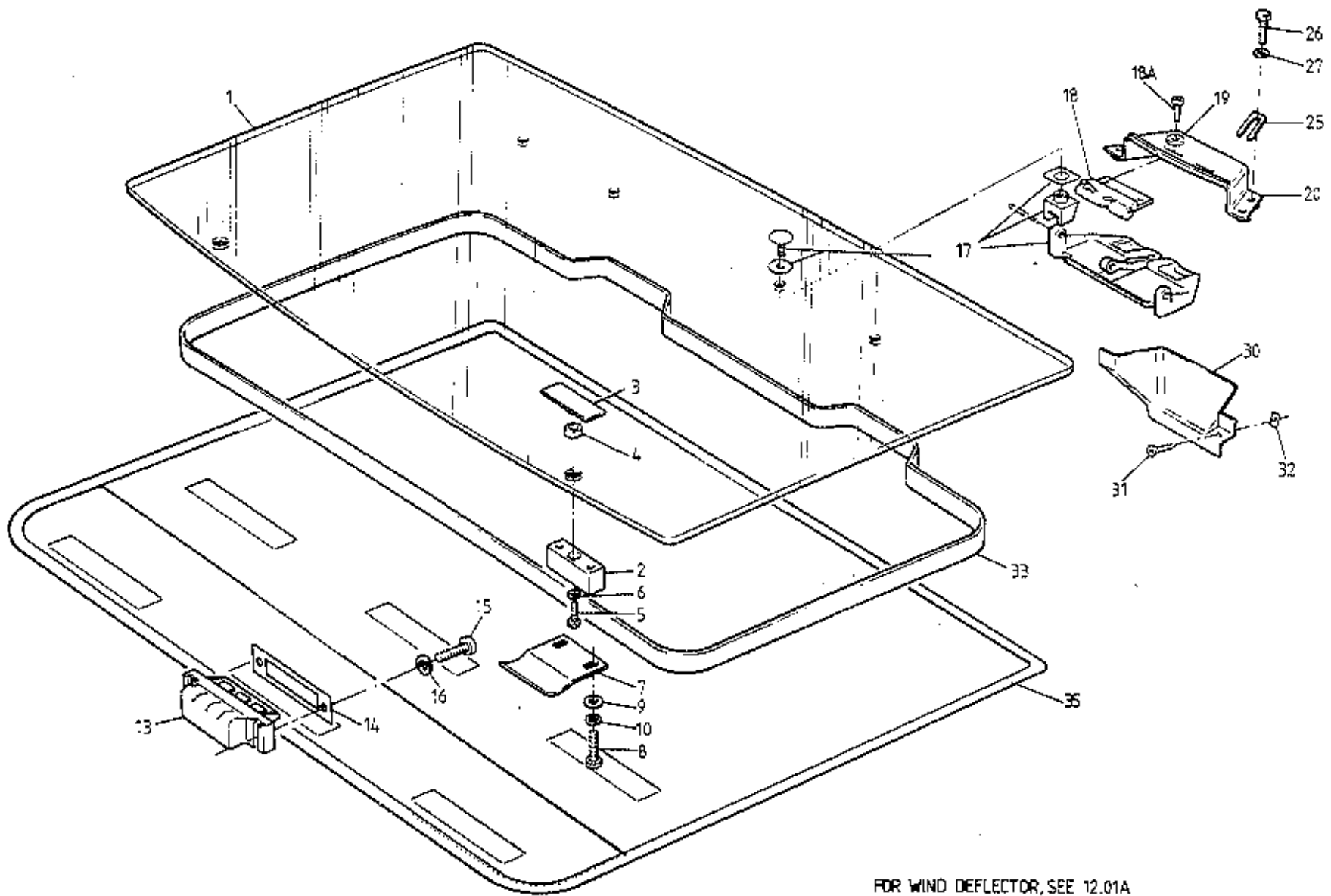
ALL

REMARKS

1	Door Window Frame, LH	B079U4115K	1		
	Door Window Frame, RH	B079U4116K	1		
2	Fixing Strap, Window Frame Top Rear	A079U4201F	2		
3	Screw, 10 UNF, Strap to Door Shell	A075W1002Z	4		
4	Washer, Strap to Door Shell	A075W4009Z	4		
5	Studplate, M6, Frame to Door Beam	B079U4011F	10		
6	Washer, M6 x 25 x 1.4	A075W4017F	10		
7	Washer, M6 x 20 x 2.5	A075W4016F	20		
8	Nut, Nyloc, M6	A075W3009Z	10		
9	Silent Channel, Drop Glass Guide	A079U4119K	2		
12	Guide Rail, Drop Glass, LH	B079U4249F	1		
	Guide Rail, Drop Glass, RH	B079U4250F	1		
13	Fixing Plate, M6, Guide to Beam	A079U4329K	4		
14	Screw, csk. M6 x 18, Guide to Beam	A079W7033F	4		
15	Carriage Plate, LH	B079U4253F	1		Drop Glass Channel to Guide Rail
	Carriage Plate, RH	B079U4252F	1		Drop Glass Channel to Guide Rail
16	Wheel, Carriage Plate	D036B0433Z	8		
17	Shoulder Pin, Wheel Pivot	B079U4265F	8		
18	Washer, Wheel Pivot	A075W4000Z	8		
19	Carrier Channel, Drop Glass, LH	A079U4257J	1		
	Carrier Channel, Drop Glass, RH	A079U4256J	1		
20	Nut, Nyloc, M6, Channel to Carrier	A075W3009Z	4		
21	Pad, Drop Glass Abutment	A085U4866K	2		
25	Window Motor, LH	A075M6091K	1		
	Window Motor, RH	A075M6090K	1		
26	Screw, 1/4" UNF x 1/2" Motor to Brkt.	A075W1018F	8		
30	Finisher, Front, Door Shell/Window Frame, LH	A082U502LK	1		
	Finisher, Front, Door Shell/Window Frame, RH	A082U5020K	1		
31	Finisher, Rear, Door Shell/Window Frame, LH	A082U4979K	1		
	Finisher, Rear, Door Shell/Window Frame, RH	A082U4980K	1		

d4p25

Turbo 11.02A



FOR WIND DEFLECTOR, SEE 12.01A

TURBO
11.05A

ILLUS
NO.

QUANTITY

11.05A

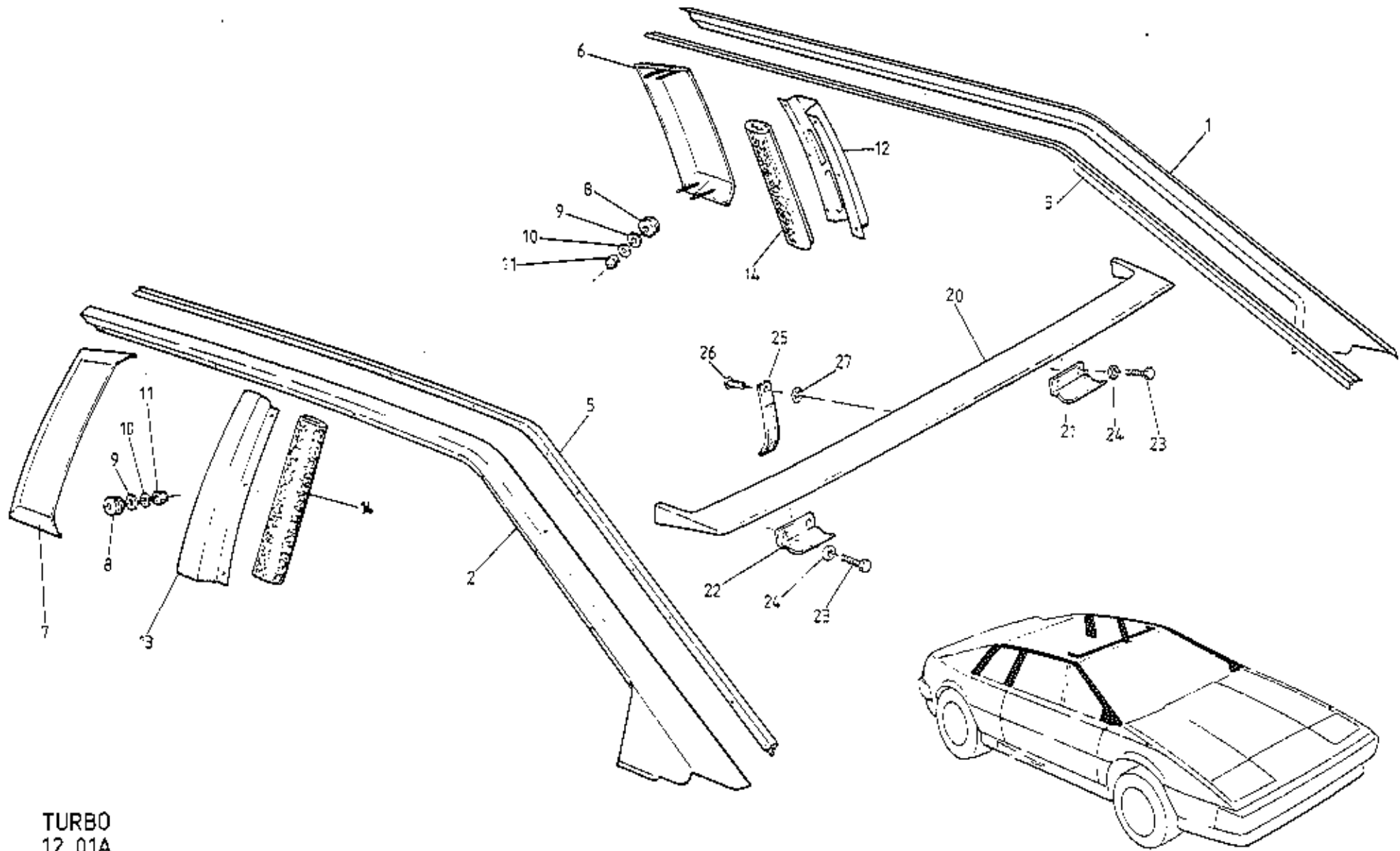
DESCRIPTION

PART NUMBER

ALL

REMARKS

ILLUS NO.	DESCRIPTION	PART NUMBER	QUANTITY	REMARKS
11.05A			ALL	
1	Glass Roof	C082U4968F	1	
2	Plinth, Tongue to Roof Glass	A082U4978F	2	
3	Tapping Plate, Tongue Plinth	A082U6100F	2	
4	Sealing Ring, Tapping Plate	A082U6103F	2	
5	Screw, Plinth to Tapping Plate	A082W5097F	2	
6	Washer, Plinth to Tapping Plate	A075W4000Z	2	
7	Tongue, Roof Glass Front	A082U6101F	2	
8	Screw, 10 UNF, Tongue to Plinth	A075W5058Z	4	
9	Washer, Flat, Tongue to Plinth	A075W4000Z	4	
10	Washer, Shakeproof, Tongue to Plinth	A075W4043Z	4	
13	Slot Recess, LH, Roof Aperture Front	A082U6097F	1	
	Slot Recess, RH, Roof Aperture Front	A082U6098F	1	
14	Gasket, Slot Recess to Body	A082U6099F	2	
	Bracket, Anti-rattle, Glass Roof	A082U5771F	2	If Fitted
15	Screw, Slot Recess to Body	A082W5115F	4	
16	Washer, Slot Recess to Body	A075W4000Z	4	
	Washer, Slot Recess to Body	A075W4036Z	4	
17	Catch Handle Assy. Roof Glass Rear	A082U6095F	2	
18	Sliding Pin Assy. Catch Handle	B082U6096F	2	
18A	Screw, M4 x 10, Sliding Pin Assy. to Brkt.	A075W5079F	4	
19	Washer, Sliding Pin Assy. to Brkt.	A075W4062F	4	
20	Mounting Bracket, Sliding Pin/Body	C082U4974F	2	R/B D082U4974F
	Mounting Bracket, Sliding Pin/Body	D082U4974F	2	With Roof Abutment Buffer
	Buffer, Rubber, Roof Abutment	X046B6113Z	2	Used With Bracket D082U4974F
25	Shim, Mounting Bracket to Body	A082U4975F	A/R	
26	Screw, M6 x 16, Brkt. to Body	A075W1028Z	8	
27	Washer, Bracket to Body	A075W4013Z	8	
30	Recess Moulding, Catch Bracket, LH	A082U4987K	1	
	Recess Moulding, Catch Bracket, RH	A082U4988K	1	
31	Screw, Moulding Fix	A075W5028Z	4	
32	Spire Nut, Moulding Fix	A075W6014Z	4	
33	Seal, Roof Glass to Body	A082U6123F	3m	
35	Bag, Roof Glass Protection	A082V7289J	1	Turbo 11.05A



TURBO
12.01A

ILLUS
NO.

QUANTITY

MAY 1991

12.01A

DESCRIPTION

PART NUMBER

ALL

REMARKS

1	Capping Rail, LH	A079B4011K	1	With ABS Lower 'A' Post Finisher
	Capping Rail, LH	A082B4455K	1	With Integral Lower 'A' Post Finisher
2	Capping Rail, RH	A079B4012K	1	With ABS Lower 'A' Post Finisher
	Capping Rail, RH	A082B4454K	1	With Integral Lower 'A' Post Finisher
	Pop Rivet, Capping Rail to Body	A075W6066Z	14	
3	Finisher, 'A' Post Lower, LH ABS	A079U4165K	1	Used With Capping Rail A079B4011K
4	Finisher, 'A' Post Lower, RH ABS	A079U4166K	1	Used With Capping Rail A079B4012K
	Pop Rivet, Finisher Fixing	A075W6090Z	2	
	Drive Fastener, Black	A079W6159F	2	
5	Finisher Strip, Capping Rail to Body	B079U4010F	2	
	Pop Rivet, Finisher to Body	A075W6071Z	22	
6	Air Scoop, LH, Engine Bay Ventilation	A079B4127K	1	
7	Air Scoop, RH, Engine Air Intake	A079B4126K	1	
	Grille, LH, Air Scoop	A082U5117K	1) '87 M.Y. on
	Grille, RH, Air Scoop	A082U5118K	1)
8	Grommet, Air Scoop to Body	A075U6058Z	8	
9	Rubber Washer, Air Scoop Fix	A036L6019Z	8	
10	Washer, Flat	A075W4000Z	8	
11	Nut, Nyloc, 10 UNF	A075W3000Z	8	
12	Finisher, 'B' Post, LH	B079B4035K	1	
13	Finisher, 'B' Post, RH	B079B4036K	1	
	Pop Rivet, Finisher Fix	A075W6065Z	16	
14	Foam Mesh, 'B' Post Ventilation	A082U5014K	2	
20	Wind Deflector	C082B4512K	1	In Primer. 'Glass Roof' Models
21	Retainer Tongue, LH, Wind Deflector	A082U4985F	1	
22	Retainer Tongue, RH, Wind Deflector	A082U4986F	1	
23	Screw, 10 UNF, Tongue to Deflector	A075W5059Z	4	
24	Washer, Tongue to Deflector	A075W4000Z	4	
25	Strap, Deflector Retaining	A082V7299J	1	
26	Rivet, Strap to Deflector	A079W6195Z	1	
27	Spring Clip, Strap Rivet	A075W6173F	1	

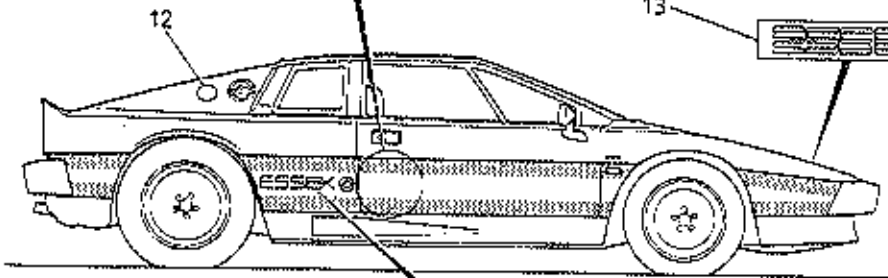
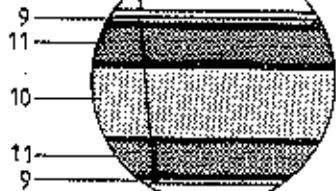
Turbo 12.01A

turbo
esprit

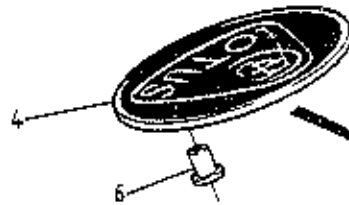
14

turbo
esprit hc

14A



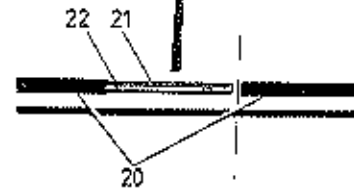
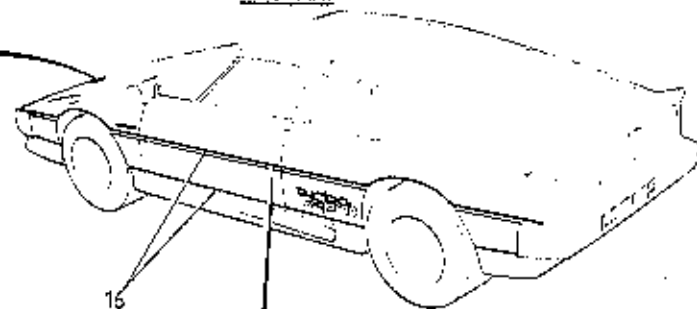
TURBO
12.05A



PRIOR TO '85 M.Y.



1985 M.Y.



ILLUS
NO.

QUANTITY

MAY 1987

12.05A

DESCRIPTION

PART NUMBER

ALL

REMARKS

1	Badge 'Styled by Giugiaro'	A079U4047F	1/2		Not Essex Turbo
2	Badge, 'World Champion 1978'	A075U1160F	1		Where Fitted
3	Bezel, World Champion Badge	A036B6341Z	1		Where Fitted
4	Nose Badge, 'Old Style', Black/Silver	C036B0269F	1		
	" " " " Black/Gold	D036B0269F	1		R/B C079U4607F
	" " " " Black/Gold	C079U4607F	1		
5	Nose Badge, 'New Style', Green/Gold	A089U1550F	1		
	" " " " Black/Gold	A089U1610F	1		
6	Rawlnut, 2BA, Nose Badge Fixing	B075W6029Z	2		>As Required
	Rawlnut, M5, Nose Badge Fixing	A075W6074F	2		>
7	Decal, 'Essex Lotus'	A082U4718F	2)
8	Decal, Red 'X'	A082U4725F	2)
9	Chrome Stripe, 12 mm Wide	A082U4719F	12m)
10	Chrome Stripe, 100 mm Wide	A082U4720F	4.5m)Essex Turbo Only
11	Red Stripe, 55 mm Wide	A082U4724F	12m)
12	Decal, Commemorative, Numbered	A082U4723F	2)
13	Decal, 'Essex', Chrome	A082U4722F	1)
14	Decal, 'Turbo Esprit', Chrome	A082U4721F	1)
	Decal, 'Turbo Esprit', Red	A082U4692F	3		Total Height of Decal 160mm)
	" " " Red	A082U4952F	2		" " " " 116mm)
	" " " Gold	A082U4773F	3		" " " " 160mm) Prior to
	" " " Gold	A082U4951F	2		" " " " 116mm) '87 M.Y.
	" " " Black	A082U4833F	3		" " " " 160mm)
	" " " Black	A082U4953F	2		" " " " 116mm)
	" " " Silver	A082U4984F	2		" " " " 116mm)
14A	Decal, 'Turbo Esprit H.C.', Gold/Red	A082U5873F	2)
	" " " " Red/Silver	A082U5874F	2)
	" " " " Blue/Silver	A082U5875F	2) '87 M.Y. on (First Colour - Outline
	" " " " Gold/Black	A082U5876F	2) Second Colour - Infill)
	Decal, 'Lotus', Red	A089U1771F	2		
	" " Gold	A089U1770F	2		
	" " Blue	A089U1772F	2		
	" " Silver	A089U1773F	2		

Turbo 12.05A

Page 1

d4p28

ILLUS
NO.

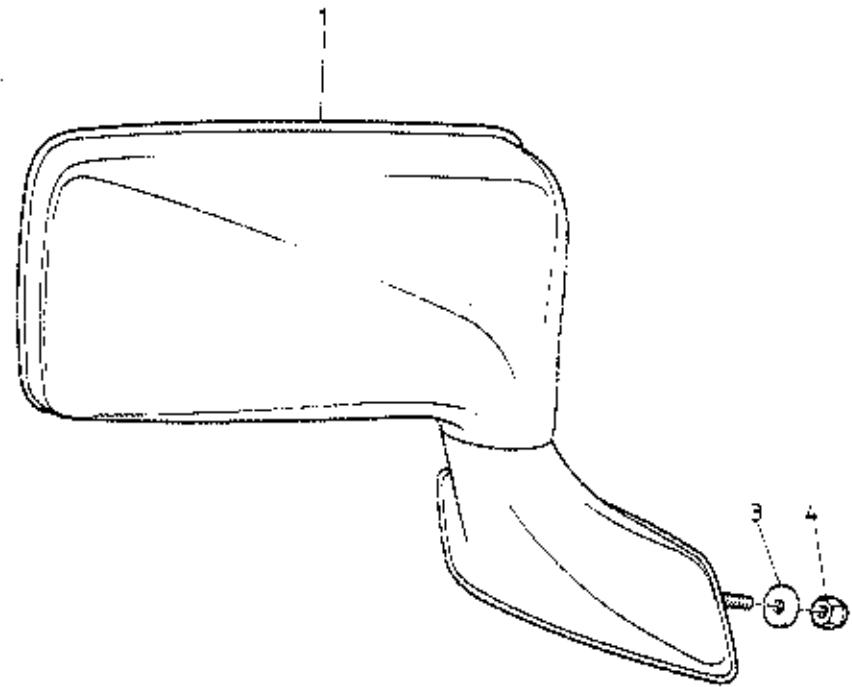
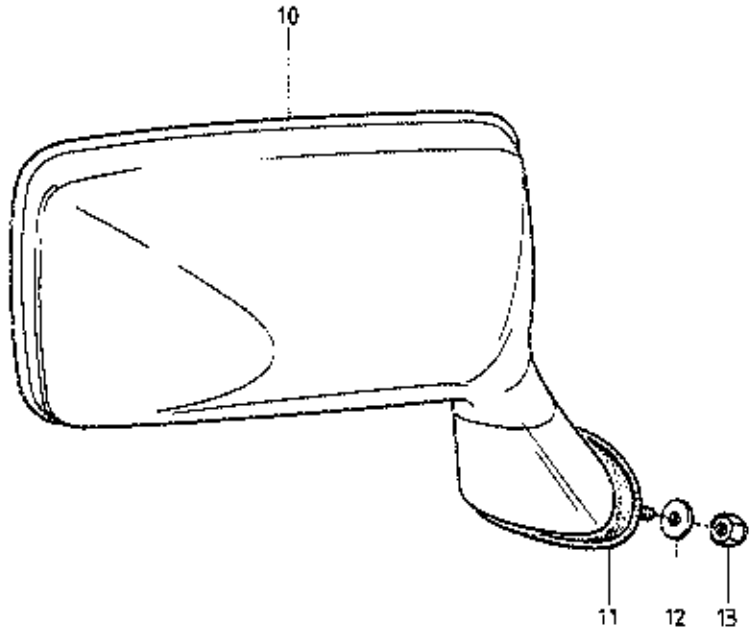
QUANTITY

MAY 1991

12.05A	DESCRIPTION	PART NUMBER	QUANTITY		REMARKS
			ALL		
15	Single Stripe, 30 mm Wide, Red	A082U4867V	10m		>
	" " " " Gold	A082U4868V	10m		> Prior '85 M.Y.
	" " " " Black	A082U4869V	10m		>
	" " " " Silver	A082U4884V	10m		>
16	Pin Stripe, 3 mm Wide, Red	A089U1699V	12m] '85 & '86 M.Y.
	" " " " Gold	A089U1530V	12m] '85 & '86 M.Y.
	" " " " Black	A089U1529V	12m] '85 & '86 M.Y.
	" " " " Silver	A089U1769V	12m] '85 & '86 M.Y.
	Pin Stripe, 3 mm Wide, Red	A089U1699V	12m] '85 & '86 M.Y.
	" " " " Gold	A089U1530V	12m] '85 & '86 M.Y.
	" " " " Blue	A089U1768V	12m] '87 M.Y. on
	" " " " Silver	A089U1769V	12m] '87 M.Y. on
17	Black Tape, 8 mm Wide, Spoiler/Bumper	A082U4962V	2m) Prior to '85 M.Y.
20	Finisher Strip, Waistband ('Square' Profile)	B076U6005V	8m) Prior to '86 M.Y.
	Finisher Strip, Waistband ('Square' Profile)	B076U6005V	10m) '86 M.Y. Prior to VIN*
	Finisher Strip, Waistband ('Rounded' Profile)	A082U5105V	10m) '86 M.Y. on From VIN* * VIN 82 D 2360
21	Carrier, Waistband Finisher to Door	C079U4485F	2) '86 M.Y. on From VIN* 82 - 0691
22	Screw, s/t, Carrier to Door	A079W5004F	18) R/B Pop Rivets
	Pop Rivet, Carrier to Door	A075W6092Z	18) R/B Pop Rivets
	Double Sided Tape, Carrier to Door	A089U6063V	2.6m) R/B Pop Rivets
	Adhesive, Part A, Waistband Finisher	A075U6088V	160cc) R/B Pop Rivets
	Adhesive, Part B, Waistband Finisher	A075U6089V	40cc) R/B Pop Rivets

Turbo 12.05A

Page 2



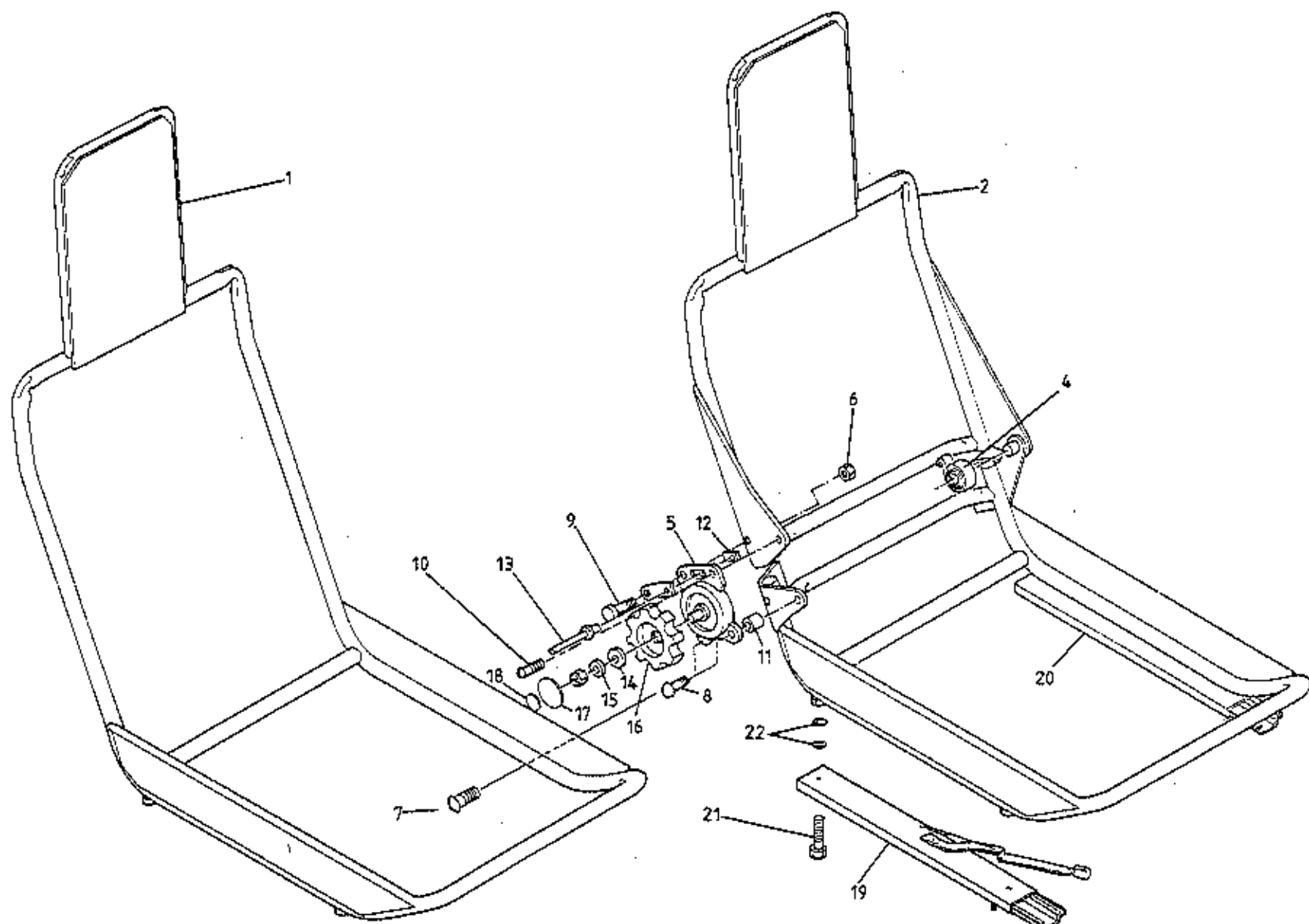
TURBO
12.09A

ILLUS
NO.



MAY 1991

ILLUS NO.	DESCRIPTION	PART NUMBER	QUANTITY		REMARKS
			RHD	LHD	
12.09A					
1	Door Mirror, RH, Convex	A079U6052F	1	1)
	Door Mirror, RH, Flat	A079U6054F	1	1	Optional)
	Door Mirror, LH, Convex	A079U6051F	1	1)
	Door Mirror, LH, Flat	A079U6053F	1	1	Optional)
3	Washer, Large O/D, Mirror to Door	A075W4017Z	4	4) Prior to VIN 82 D 2137
4	Nut, Nyloc, M6, Mirror to Door	A075W3009Z	4	4) 82 - 0606
	Mirror Glass, Convex	A079U6064F	2	2)
	Mirror Glass, Flat	A079U6063F	2	2)
	Bezel, Mirror	A079U6071F	2	2)
10	Door Mirror, RH, Less Mirror Glass	A082M6289F	1		>
	Door Mirror, RH, Less Mirror Glass	A082M6291F		1	>
	Door Mirror, LH, Less Mirror Glass	A082M6290F	1		>
	Door Mirror, LH, Less Mirror Glass	A082M6292F		1	> From VIN 82 D 2137
	Glass/Pad Assembly, Convex	A082M6295F	2	2	> 82 - 0606
11	Gasket, Door Mirror	A082M6305F	2	2	>
12	Washer, Mirror to Door	A075W4016Z	4	4	>
13	Nut, Nyloc, M6, Mirror to Door	A075W3009Z	4	4	>

Turbo 12.09A



TURBO
13-03A

25 — 
24 — 

ILLUS
NO.

QUANTITY

MAY 1991

13.03A

DESCRIPTION

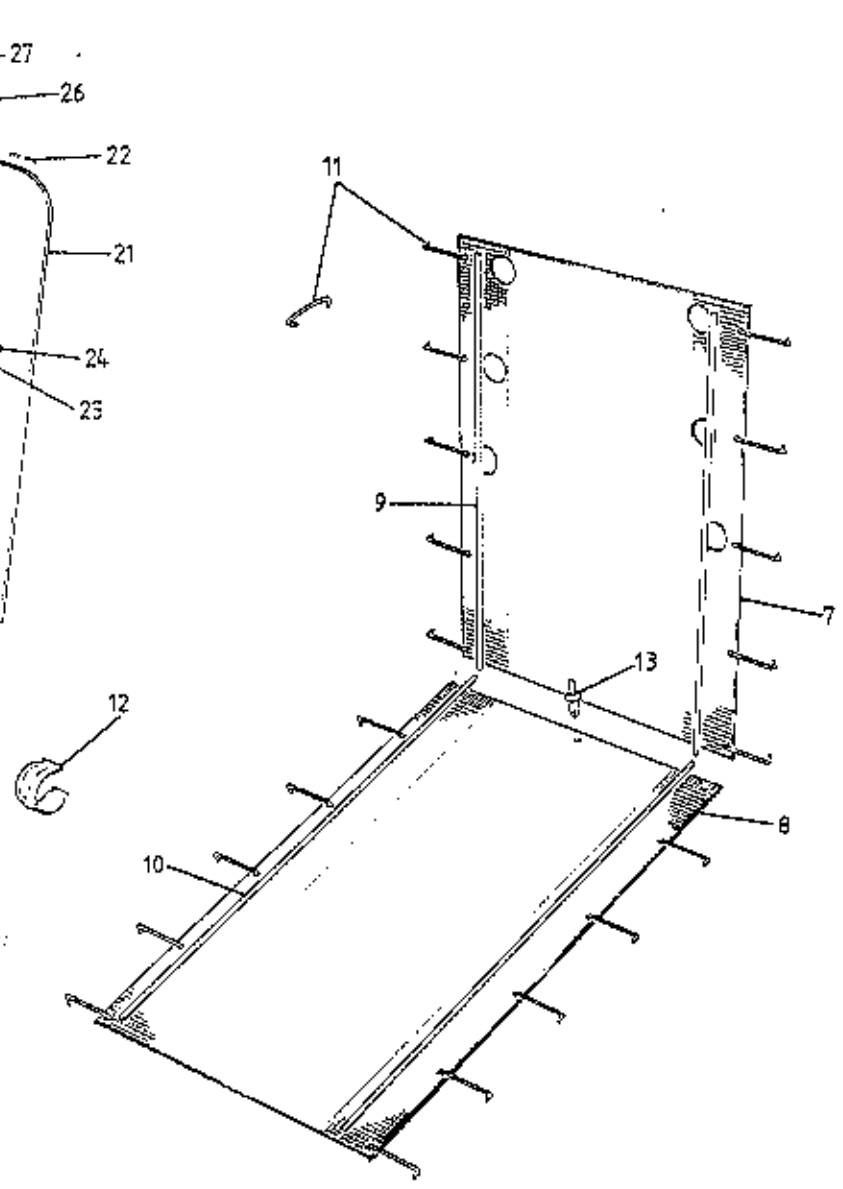
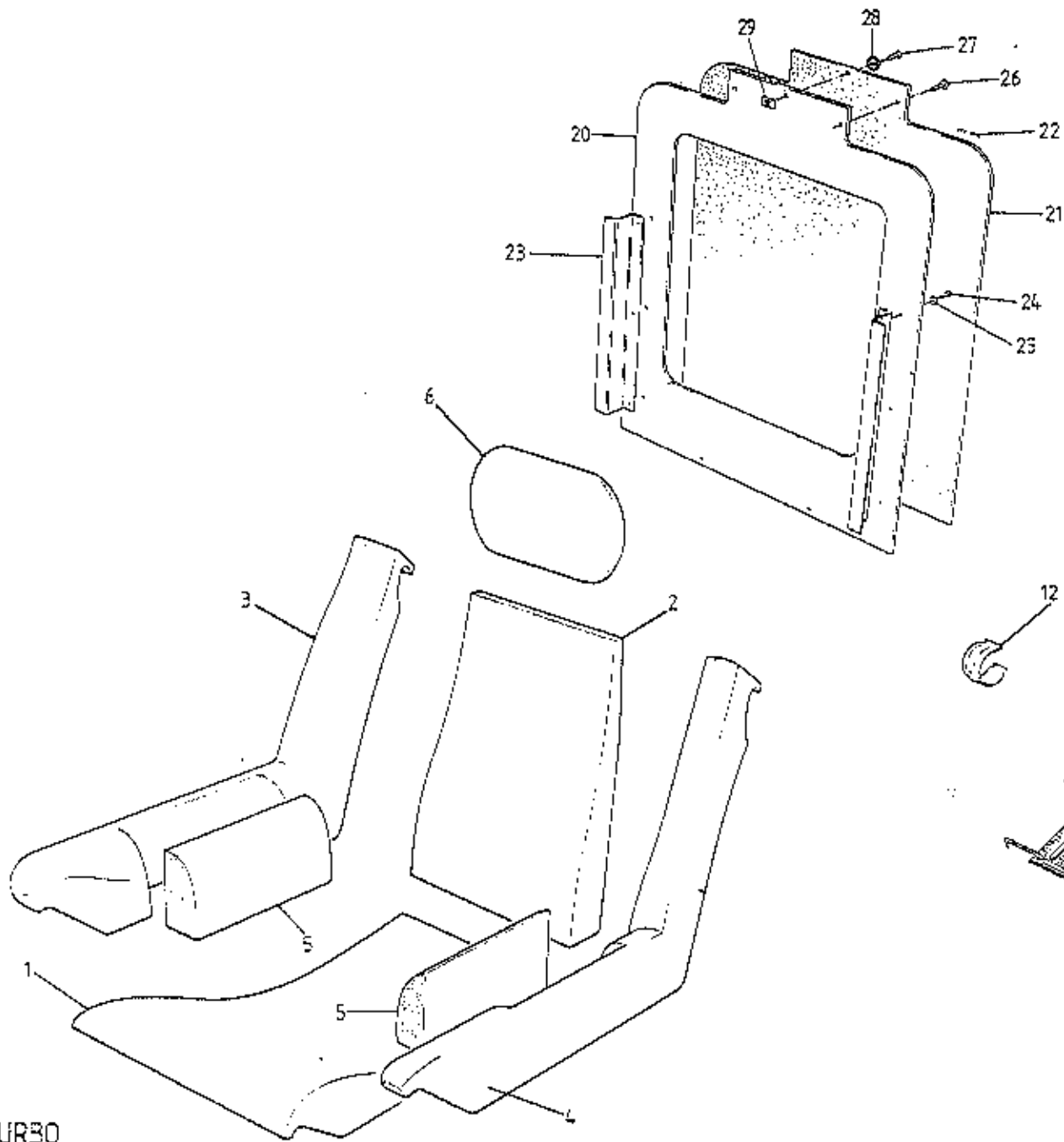
PART NUMBER

PRIOR '87 M.Y.
'87 M.Y. ON

REMARKS

1	Seat Frame	F079V4006F	2	
2	Seat Frame, Reclining, RH	A082V5912F		1
	Seat Frame, Reclining, LH	A082V5913F		1
4	Spring, Anti-Rattle	A083V6091F		2
5	Seat Reclining Mechanism, RH	A083V6066F 5		1
	Seat Reclining Mechanism, LH	A083V6065F 6		1
6	Nut, Nyloc, M8	A075W3010F		8
7	Bolt, M8 x 60, Button Head	A082W7051F		2
8	Bolt, M8 x 30, Button Head	A082W7050F		2
9	Stud, Pawl Pivot	A083V2420F		2
10	Bolt, M8 x 20, Button Head	A075W7022F		2
11	Spacer	A082V5921F		4
12	Locking Plate, Tilt Pawl	A082V5923F		2
13	Pop Rivet, Locking Plate Fix	A075W6087F		2
14	Washer, Drive Plate Clamp	A089U6066F		2
15	Washer, Recline Mechanism Shaft	A089U6065F		2
16	Handwheel, Seat Recline	A083V6067F		2
17	Trim, Handwheel Centre	A083V6068F		2
18	Badge, Handwheel Trim Centre	A089U1553F		2
19	Seat Runner, Locking	A085V5721K	2	2
20	Seat Runner, Non-Locking	A085V5722K	2	2
21	Setscrew, Runner to Seat Frame	A075W1038Z	8	8
22	Washer, Runner to Seat Frame	A075W4013Z	16	16
23	Washer, Flat, Large O/D, Floor Underside	A075W4021F	8	8
24	Nut, Nyloc, M8, Runner to Floor	A075W3010F	8	8

Turbo 13.03A



TURBO
13.09A

ILLUS
NO.

QUANTITY

MAY 1991

13.09A

DESCRIPTION

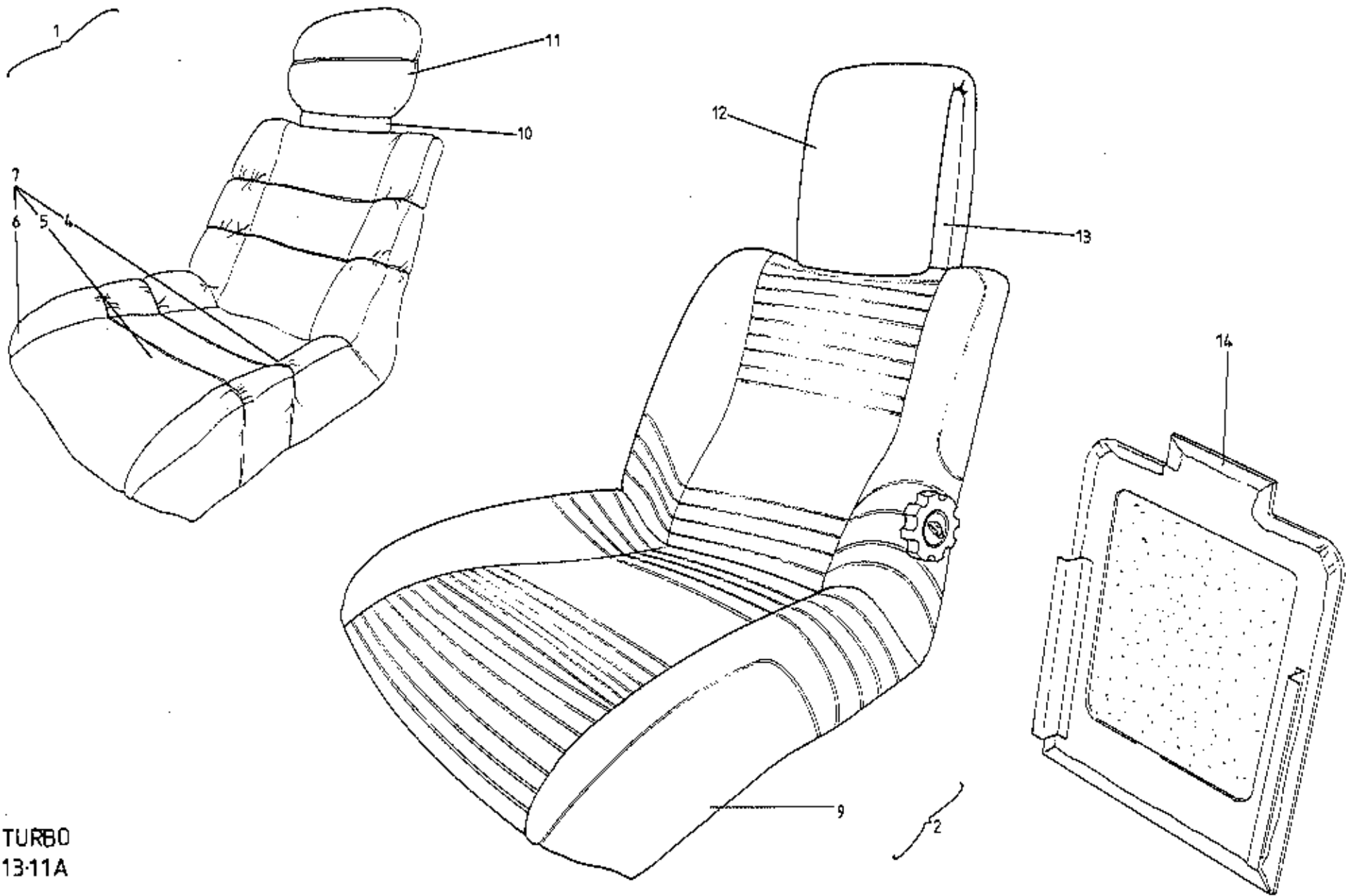
PART NUMBER

ALL

REMARKS

ILLUS NO.	DESCRIPTION	PART NUMBER	QUANTITY	REMARKS
1	Cushion Foam	A082V4777F	2	Quantities Are <u>Per Car</u>)Fixed Seat. Prior '87 M.Y.) >Reclining Seat. '87 M.Y. on >
2	Backrest Foam	A082V4778F	2	
3	Armrest Foam, RH	A085V5664K	2	
4	Armrest Foam, LH	A085V5665K	2	
	Armrest Foam, RH	A082V7352P	2	
	Armrest Foam, LH	A082V7353P	2	
5	Insert, Armrest Foam	A085V5666F	4	
6	Headrest Foam	A082V4779F	2	
7	Suspension Unit, Backrest	B085V5663F	2	
8	Suspension Unit, Cushion	B085V5662F	2	
9	Flexolator, Backrest, 520mm	A082V4782F	4	
10	Flexolator, Cushion, 490mm	A082V4783F	4	
11	Hogring, Flexolator to Suspension Unit	A075W6076F	80	
12	Tube Clip, Trim to Frame	B079W6120F	110	
13	Rivet, Rokut, Cushion Unit to Frame	A079W6195F	6	
20	Backboard	E079V4130F	2	
21	Foam, 3mm, Seat Backboard	A079V6010V	1sq.m	
22	Staple	A075W6100F	100	
23	Bracket, Seat Backboard Fix	A079V4122K	4	
24	Pop Rivet, Bracket to Backboard	A075W6090Z	12	
25	Washer, Pop Rivet	A075W4001Z	12	
26	Screw, Backboard to Seat Frame	A075W5028Z	6	
27	Screw, Press Stud Fix	A075W5026Z	4	
28	Press Stud, Headrest Collar Fix	A076W6111D	4	
29	Spire Nut, Press Stud Fix	A075W6013Z	4	

Turbo 13.09A



TURBO
13-11A

ILLUS
NO.

QUANTITY

MAY 1991

DESCRIPTION

PART NUMBER

PRIOR '87 M.Y.
'87 M.Y. ON

REMARKS

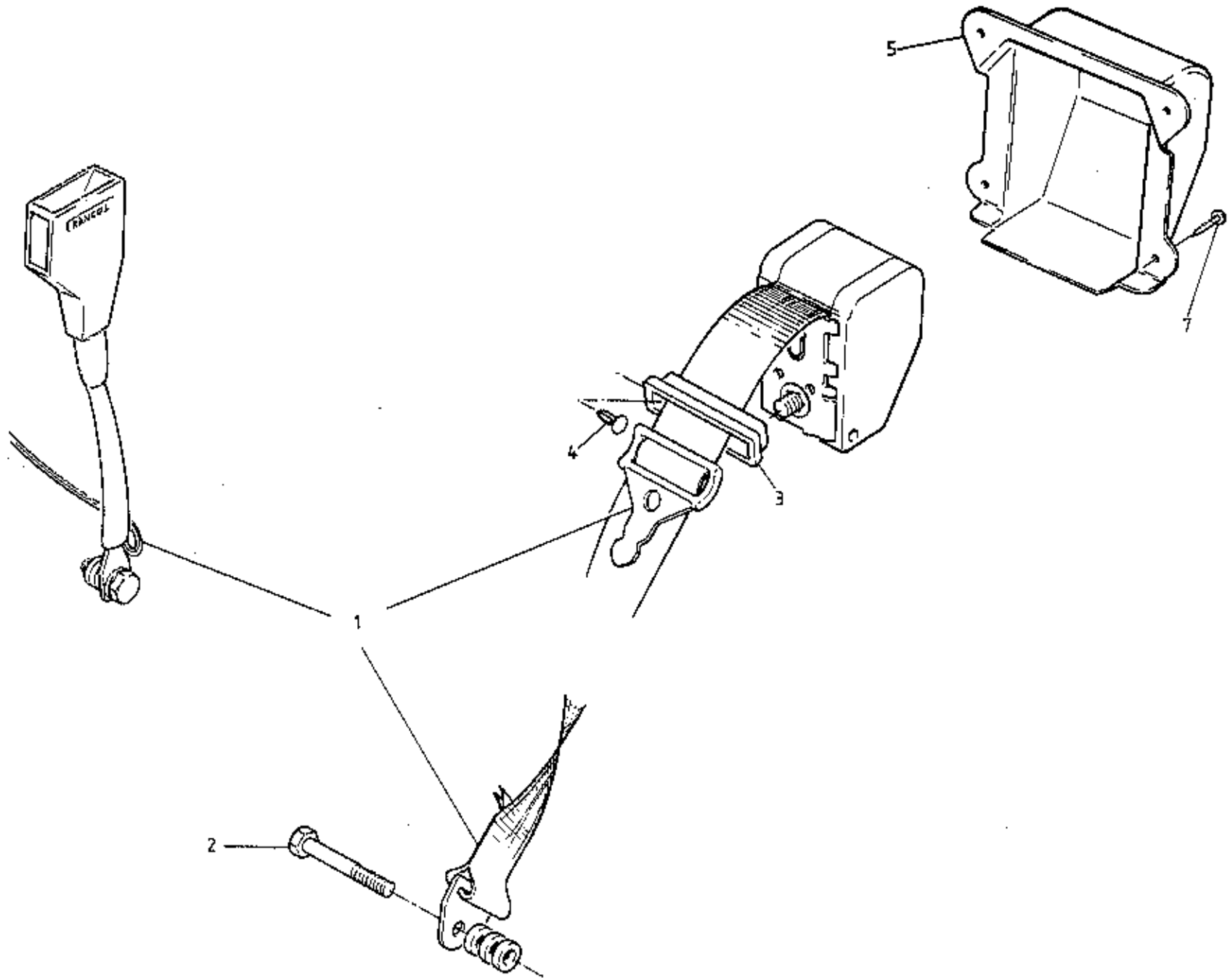
13.11A

1	Trimmed Seat Assembly, Complete	082V7174J*	2		Fixed Backrest.
2	Trimmed Seat Assembly, Complete, RH	082V7362J*		1	>Reclining.
	Trimmed Seat Assembly, Complete, LH	082V7363J*		1	>
4	Trim Cover, Seat LH Flank	082V7179J*	2)
5	Trim Cover, Seat Centre	082V7178J*	2)Early Cars With 3 - Piece Seat Trim
6	Trim Cover, Seat, RH Flank	082V7177J*	2)
7	Trim Cover, Seat, Complete	082V7180J*	2		
9	Trim Cover, Seat, Complete, LH	082V7367J*		1	
	Trim Cover, Seat, Complete, RH	082V7366J*		1	
10	Collar, Seat Head Restraint	082V7183J*	2		
11	Trim Cover, Seat Head Restraint	082V7184J*	2		
12	Trim Cover, Seat Head Restraint, Removeable	082V7370J*		2	
13	Trim Cover, Head Restraint Frame	082V7379J*		2	
14	Seat Backboard, Trimmed	082V7185J*	2		
	Seat Backboard, Trimmed	082V7382J*		2	

*Prefix Trim Part Numbers With:
 A - All Leather (State Smooth or Ruched)
 B - All Cloth
 F - Leather & Cloth (State Smooth or Ruched)

Also Specify or Supply Sample of Colour
 and Vehicle Identification Number (VIN)

Turbo 13.11A



TURBO
13.27A

ILLUS
NO.



QUANTITY

MAY 1991

13.27A

DESCRIPTION

PART NUMBER

ALL

REMARKS

1

Seat Belt Assembly

B085V5730F

2

R/B A085V7166F

Seat Belt Assembly

A085V7166F

2

R/B B085V7166F

Seat Belt Assembly

B085V7166F

2

3

Finisher, Seat Belt Bulkhead Slot

B075V0612K

2

4

Button, Slot Finisher Fixing

A075W6041F

4

5

Cover, Seat Belt Reel, ABS

A082U4740K

2

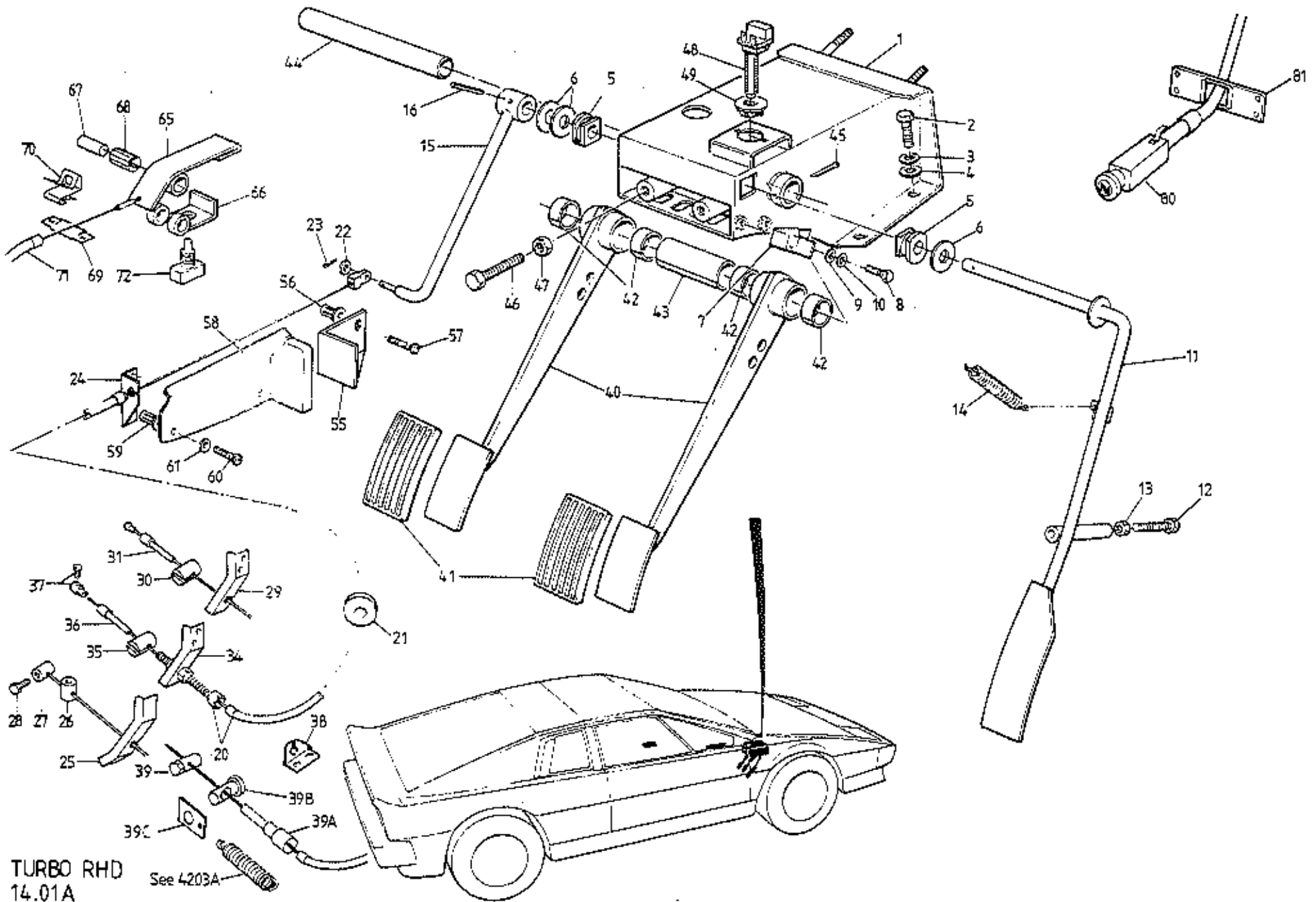
7

Screw, Belt Reel Cover

A075W5028Z

8

Turbo 13.27A



TURBO RHD
14.01A

See 4203A

ILLUS
NO.

QUANTITY

MAY 1981

14.01A

DESCRIPTION

PART NUMBER

RHD

REMARKS

This Page RHD Only. For LHD See 14.01B

	Pedal Box (Uses Threaded Stop Switch)	B079J4059J	1	R/B D079J4059J with stop switch A089M5019F, Bush A089M6020F & mtg brkt A082J4169K
1	Pedal Box (Uses Push & Twist Stop Switch)	C079J4059J	1	With integral top mounted stop switch brkt R/B D079J4059J with brkt A082J4169K
2	Pedal Box (Uses Push & Twist Stop Switch)	D079J4059J	1	Uses separate rear mounted stop switch brkt
3	Setscrew, M8 x 25, Pedal Box to Chassis	A075W1039Z	4	
4	Washer, Spring, Pedal Box to Chassis	A075W4048Z	4	
5	Washer, Flat, Pedal Box to Chassis	A075W4020Z	4	
6	Bearing, Throttle Pedal Pivot	A075J6005F	2	
7	Washer, Throttle Pedal Pivot	A075W4005F	3	
8	Bracket, Throttle Pedal Upstop	G079J4017F	1	
9	Setscrew, M6 x 16, Upstop to Pedal Box	A075W1028F	2	
10	Washer, Flat, Upstop Fix	A075W4013F	2	
	Nut, Nyloc, M6, Upstop Fix	A075W3009F	2	With No Pedal Box Weldnuts
	Washer, Shakeproof	A075W4046Z	2	With Pedal Box Weldnuts
	Throttle Pedal	B079J4060F	1	R/B C079J4060F With Downstop
11	Throttle Pedal, With Downstop	C079J4060F	1	
12	Bolt, M8 x 45, Throttle Pedal Downstop	A075W1043Z	1	
13	Nut, M8, Downstop Locknut	A075W307ZF	1	
14	Spring, Throttle Pedal Return	A075J6029F	1	
15	Lever, Throttle	A079J4061F	1	
16	Spiral Pin, M5 x 30, Lever to Pedal Shaft	A082W6235F	1	
20	Throttle Cable, Inc. Adjuster	C079J4055F	1	
21	Grommet, Throttle Cable	X050B6158Z	1	
22	Washer, Cable Clevis to Lever	A075W4000Z	1	
23	Split Pin, Cable Clevis to Lever	A075W6005Z	1	
24	Abutment, Throttle Cable, Front	C079J4016K	1	
	Pop Rivet, Abutment to Body	A075W6090F	2	
25	Bracket, Throttle Cable Abutment	C910E1535F	1	On Plenum B/Plate)With Hairpin
26	Trunnion Barrel, Carb. Throttle Lever	A050B6160F	1	Less Clamp Screw)Type Carb.
27	Barrel, Solderless Nipple (Modify)	A074K6001Z	1)Lever Return
28	Screw, Solderless Nipple	B074K6002F	1)Spring

On Plenum B/Plate)With Hairpin
Less Clamp Screw)Type Carb.
)Lever Return
)Spring

Turbo RHD 14.01A

Page 1

ILLUS
NO.

QUANTITY

MAY 1991

14.01A

DESCRIPTION

PART NUMBER

RHD

REMARKS

ILLUS NO.	DESCRIPTION	PART NUMBER	QUANTITY	REMARKS
				<u>This Page RHD Only. For LHD See 14.01B</u>
29	Bracket, Throttle Cable Abutment	D910E1535F	1)Used With Extension Type Carb.
30	Trunnion Barrel, Carb. Throttle Lever	A082J4118F	1)Lever Return Spring, With S/Less
31	Spacer, Trunnion to Nipple	A082J4119F*	1)Nipple At Pedal End. Replace Parts
	Barrel, Solderless Niple	A074K6001Z*	1)Marked * With Parts Marked + And Fit
	Screw, Solderless Nipple	B074K6002Z*	1)S/Less Nipple At Carb. End. Refer To)S/B 1985/08
34	Bracket, Throttle Cable Abutment	D910E1535F	1	>Used With Extension Type Carb.
35	Trunnion Barrel, Carb. Throttle Lever	A082J4118F	1	>Lever Return Spring, With S/Less
36	Spacer Trunnion to Nipple	A082J4119F+	1	>Nipple At Carb. End.
37	Solderless Nipple	A082J6096F+	1	>
	Setscrew, Abutment Bracket to Plenum	A075W1027Z	2	
	Washer, Spring, Abutment Bracket to Plenum	A075W4035Z	2	
38	Anchor Bracket, Throttle Cable to Cam Cover	A912E1639F	1)
	Screw, Anchor Bracket to Cam Cover	A079W7011F	2)
39	Solderless Nipple, Throttle Cable	A050B6160F	1)
39A	Cable Extension	A079J4079F	1)'87 M.Y. on
39B	Trunnion Barrel, Carb. Throttle Lever	A079J4077F	1)
39C	Spring Plate, Throttle Return Spring	A079J4078K	1)
40	Pedal, Brake and Clutch	D079J4002F	2	Prior to '85 Model Year
	Pedal, Brake and Clutch	A082J4126F	2	'85 Model Year Onward
41	Pad, Brake & Clutch Pedals	A079J6001F	2	
42	Pivot Bush, Brake & Clutch Pedals	A079J6025F	4	
43	Spacer, Brake/Clutch Pedals	A079J4005F	1	
44	Shaft, Brake and Clutch Pedal Pivot	B079J4003J	1	
45	Split Pin, Pedal Shaft Retaining	A075W6008Z	1	
46	Setscrew, M8 x 50, Brake/Clutch Upstop	A079W1044F	2	
47	Locknut, M8, Brake/Clutch Upstop	A075W3026Z	2	'85 Model Year Onward
	Switch, Stop Light	X036M6154W	1) Thread & Nut Fixing
	Locknut, Stop Switch	A050M6067Z	1)

d4p37

Turbo RHD 14.01A
Page 2

ILLUS
NO.



QUANTITY

MAY 1991

14.01A

DESCRIPTION

PART NUMBER

RHD

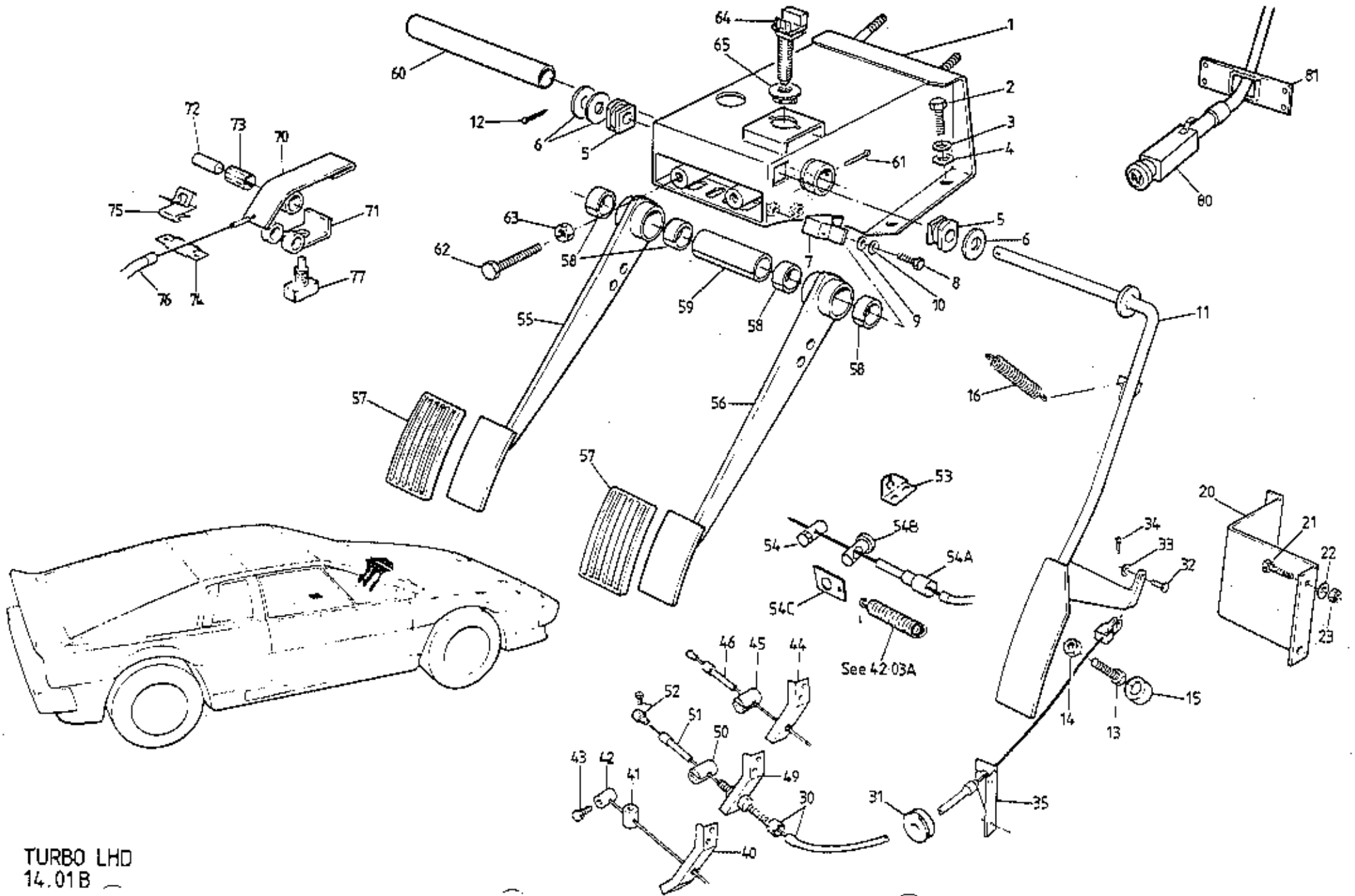
REMARKS

This Page RHD Only. For LHD See 14.01B

48	Switch, Stop Light	A089M6019F	1	>'Quickfit', Push and Twist
49	Bush, Stop Switch Retentional	A089M6020F	1	>
	Bracket, Stop Light Switch Mounting	A082J4169K	1	Used with Pedal Box D079J4059J
55	Footrest, Left FootBrake/Clutch Upstop	A079J4074K	1	
56	Jacknut, M5, Footrest Fixing	A076W3043F	2	
57	Setscrew, M5 x 12, Footrest Fixing	A075W1021F	2	
58	Cover, Footrest	B079J4075K	1	
59	Jacknut, M6, Cover Fixing	A075W3034F	2	
60	Setscrew, M6 x 12, Cover Fixing	A075W1027F	2	
61	Washer, Shakeproof Cover Fixing	A075W4046F	2	
65	Choke Lever	D079U4235F	1)
66	Bracket, Choke Lever Mounting	F079U4260F	1)
	Pop Rivet, 1/8", Bracket Fix	A075W6090Z	2)
67	Pivot Pin, Choke Lever	A079U4261F	1)
68	Bush 'Startol Ring', Choke Lever Pivot	A079U6019F	1)With Tunnel Mounted Choke Control
69	Bracket, Choke Cable Abutment	B079U4297F	1)
70	Clip, Choke Cable Abutment	A075W6117F	1)
71	Choke Cable	A079S4008F	1)
72	Micro-Switch, Choke Warning	B075M6024F	1)
80	Choke Cable (inc. Micro Switch)	A082S4101F	1	>
81	Mounting Plate, Choke Cable to Fascia	C082U4927F	1	>With Fascia Mounted Choke Control
	Pop Rivet, Mounting Plate to Fascia	A075W6066F	4	>Prior to VIN 82 D 2402
	Clip, Choke Cable to Engine Bay Rear	A079W6124F	1	> 82 - 0708 <i>Square aperture</i>
	Choke Cable (inc. Micro Switch)	A089S0764F	1)
	Mounting Plate, Choke Cable to Fascia	A082U5116F	1)With Fascia Mounted Choke Control
	Pop Rivet, Mounting Plate to Fascia	A075W6090Z	4)From VIN 82 D 2402
	Washer, Pop Rivet	A075W4001Z	4) 82 - 0708 <i>aperture</i>
	Clip, Choke Cable to Plate	A089W6278F	1)

Turbo RHD 14.01A

Page 3



TURBO LHD
14.01B



MAY 1991

QUANTITY

REMARKS

ILLUS
NO.

DESCRIPTION

PART NUMBER

LED

14.01B

1	Pedal Box (Uses Threaded Stop Switch)	B079J4059J	1
	Pedal Box (Uses Push & Twist Stop Switch)	C079J4059J	1
	Pedal Box (Uses Push & Twist Stop Switch)	D079J4059J	1
2	Setscrew, M8 x 25, Pedal Box to Chassis	AD75W1039Z	4
3	Washer, Spring, Pedal Box to Chassis	A075W4048Z	4
4	Washer, Flat, Pedal Box to Chassis	A075W4020Z	4
5	Bearing, Throttle Pedal Pivot	A075J6005F	2
6	Washer, Throttle Pedal Pivot	AD75W4005F	3
7	Bracket, Throttle Pedal Upstop	G079J4017F	1
8	Setscrew, M6 x 16, Upstop to P/Box	A075W1028F	2
9	Washer, Flat, Upstop Fix	A075W4013F	2
	Nut, Nyloc, M6, Upstop Fix	A075W3009F	2
10	Washer, Shakeproof	A075W4046F	2
11	Throttle Pedal	AD79J4062F	1
12	Split Pin, Throttle Pedal Retention	A075W6176F	1
13	Bolt, M8 x 60, Pedal Downstop	A079W1044F	1
14	Locknut, M8, Downstop	A075W3026F	1
15	Buffer, Pedal Downstop	X046B6113Z	1
16	Spring, Throttle Pedal Return	A075J6029F	1
20	Abutment Bracket, Throttle Downstop	A079J4057F	1
21	Setscrew, M6 x 16, Bracket Fix	A075W1028Z	4
22	Washer, Large O/D, Bracket Fix	A075W4017Z	4
23	Nut, Nyloc, M6, Bracket Fix	A075W3009Z	4
30	Throttle Cable, Inc. Adjuster	C079J4055F	1
31	Grommet, Throttle Cable	X050B6158Z	1
32	Clevis Pin, Cable to Pedal	A075W6030Z	1
33	Washer, Cable Clevis to Pedal	A075W4000Z	1
34	Split Pin, Clevis Retaining	A075W6005Z	1
35	Abutment, Throttle Cable	C079J4016K	1
	Pop Rivet, Abutment to Body	A075W6090F	2

This Page LED Only. For RHD See 14.01A

R/B D079J4059J with stop switch A089M6019F,
Bush A089M6020F & mtng brkt A082J4169K
With integral top mounted stop switch brkt,
R/B D079J4059J with brkt A082J4169K
Uses separate rear mounted stop switch brkt

With No Pedal Box Weldnuts
With Pedal Box Weldnuts

ILLUS
NO.

QUANTITY

MAY 1987

14.01B

DESCRIPTION

PART NUMBER

LHD

REMARKS

ILLUS NO.	DESCRIPTION	PART NUMBER	QUANTITY	REMARKS
				This Page LHD Only. For RHD See 14.01A
40	Bracket, Throttle Cable Abutment	C910E1535F	1	On Plenum B/Plate)With Hairpin Type Less Clamp Screw)Carb. Lever Return)Spring)
41	Trunnion Barrel, Carb. Throttle Lever	A050B6160F	1	
42	Barrel, Solderless Nipple (modify)	A074K6001Z	1	
43	Screw, Solderless Nipple	B074K6002F	1	
44	Bracket, Throttle Cable Abutment	D910E1535F	1)Used With Extension Type Carb.Lever)Return Spring, With S/Less Nipple At)Pedal End. Replace Parts Marked * With)Parts Marked + And Fit S/Less Nipple At)Carb End. Refer To S/B 1985/08
45	Trunnion Barrel, Carb. Throttle Lever	A082J4118F	1	
46	Spacer, Trunnion to Nipple	A082J4119F*	1	
	Barrel, Solderless Nipple	A074K6001Z*	1	
	Screw, Solderless Nipple	B074K6002Z*	1	
49	Bracket, Throttle Cable Abutment	D910E1535F	1	>Used With Extension Type Carb. Lever >Return Spring, With S/Less Nipple At >Carb. End. >
50	Trunnion Barrel, Carb. Throttle Lever	A082J4118F	1	
51	Spacer Trunnion to Nipple	A082J4119F+	1	
52	Solderless Nipple	A082J6096F+	1	
	Setscrew, Abutment Bracket to Plenum	A075W1027Z	2	
	Washer, Spring, Abut. Brkt. to Plenum	A075W4035Z	2	
53	Anchor Bracket, Throttle Cable to Cam Cover	A912E1639F	1)))) '87 M.Y. on)) Prior to '85 Model Year 1985 Model Year Onwards Prior to '85 Model Year 1985 Model Year Onwards
	Screw, Anchor Bracket to Cam Cover	A079W7011F	2	
54	Solderless Nipple, Throttle Cable	A050B6160F	1	
54A	Cable Extension	A079J4079F	1	
54B	Trunnion Barrel, Carb. Throttle Lever	A079J4077F	1	
54C	Spring Plate, Throttle Return Spring	A079J4078K	1	
55	Pedal, Clutch	A079J4051F	1	
	Pedal, Clutch	A082J4125F	1	
56	Pedal, Brake	A079J4051F	1	
	Pedal, Brake	A082J4125F	1	
57	Pad, Brake & Clutch Pedals	A079J6001F	2	
58	Pivot Brush, Brake & Clutch Pedals	A079J6025F	4	
59	Spacer, Brake/Clutch Pedals	A079J4005F	1	
60	Shaft, Brake & Clutch Pedal Pivot	B079J4003J	1	
61	Split Pin, Pedal Shaft Retaining	A075W6008Z	1	

d4p40

Turbo LHD 14.01B
Page 2

ILLUS
NO.

QUANTITY

MAY 1991

14.01B

DESCRIPTION

PART NUMBER

LHD

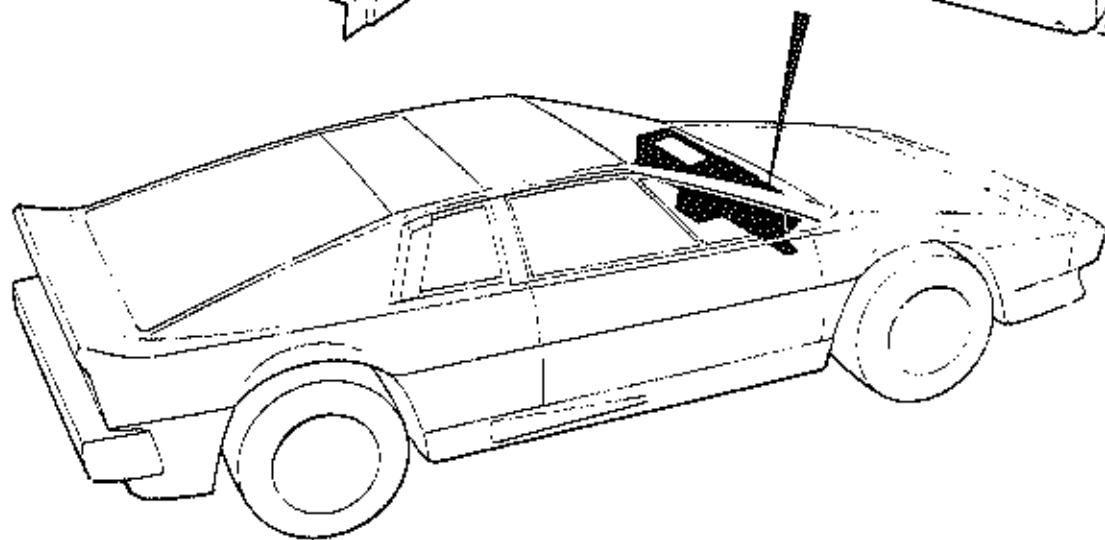
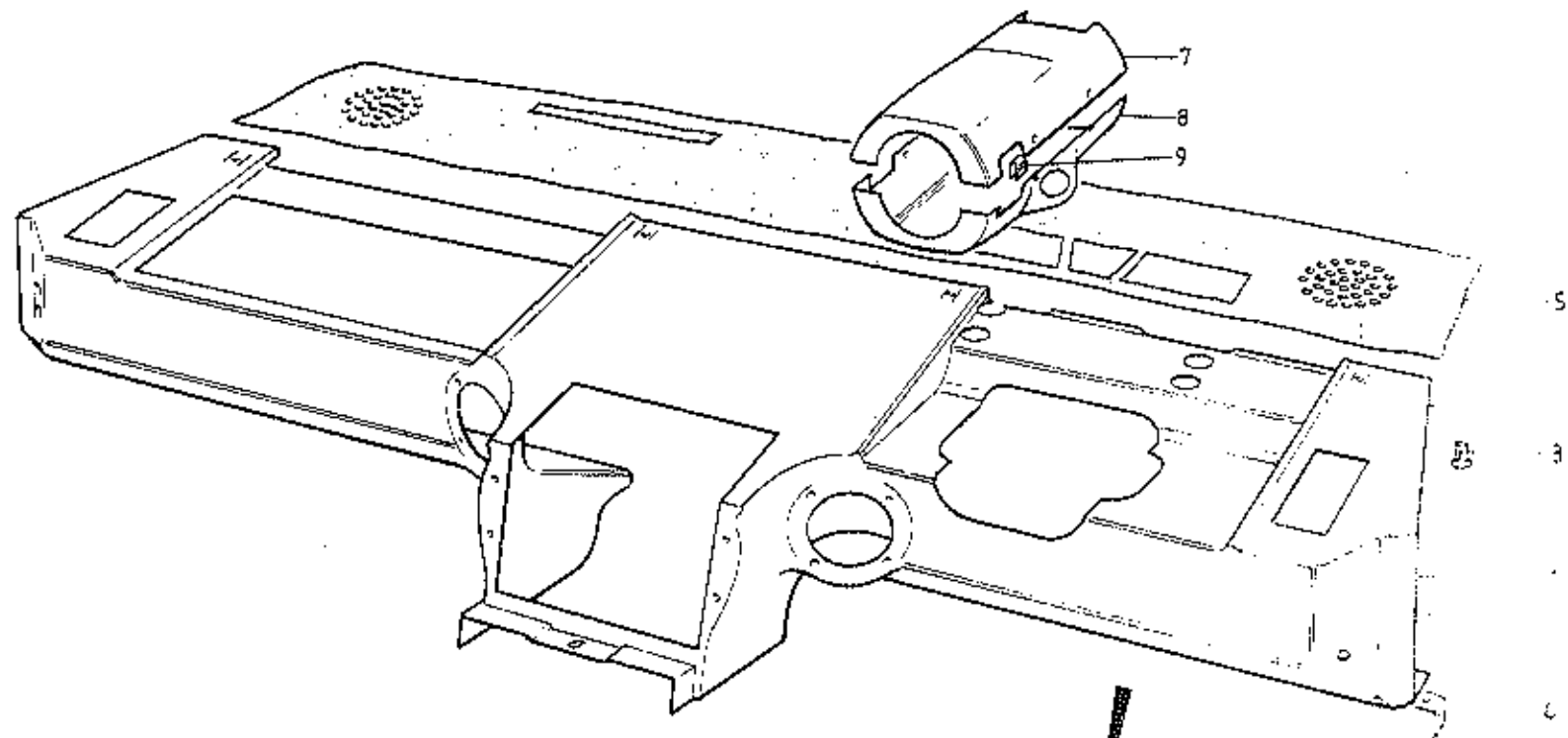
REMARKS

This Page LHD Only. For RHD See 14.01A

62	Setscrew, M8 x 50, Brake/Clutch Upstop	A079W1044F	2		
63	Locknut, M8, Brake/Clutch Upstop	A075W3026Z	2		
	Switch, Stop Light	X036M5154W	1) Thread & Nut Fitting
	Locknut, Stop Switch	A050M6067Z	1)
64	Switch, Stop Light	A089M6019F	1		>Quickfit', Push & Twist
65	Bush, Stop Switch Retention	A089M6020F	1		>
	Bracket, Stop Light Switch Mounting	A082J4169K	1		Used with Pedal Box D079J4059J
70	Choke Lever	D079U4235F	1)
71	Bracket, Choke Lever Mounting	F079U4260F	1)
	Pop Rivet 1/8" Bracket Fix	A075W6090Z	2)
72	Pivot Pin, Choke Lever	A079U4261F	1)
73	Bush, 'Startol Ring' Choke Lever Pivot	A079U6019F	1)With Tunnel Mounted Choke Control
74	Bracket, Choke Cable Abutment	B079U4297F	1)
75	Clip, Choke Cable Abutment	A075W6117F	1)
76	Choke Cable	A079S4008F	1)
77	Micro-Switch, Choke Warning	B075M6024F	1)
80	Choke Cable (inc. Micro Switch)	A082S4101F	1		>
81	Mounting Plate, Choke Cable to Fascia	C082U4927F	1		>With Fascia Mounted Choke Control
	Pop Rivet, Mounting Plate to Fascia	A075W6066F	4		>Prior to VIN 82 D 2402 Outer Cable
	Clip, Choke Cable to Engine Bay Rear	A079W6124F	1		> 82 - 0708 Length 3.0m
	Choke Cable (inc. Micro Switch)	A089S0764F	1)
	Mounting Plate, Choke Cable to Fascia	A082U5116F	1)With Fascia Mounted Choke Control
	Pop Rivet, Mounting Plate to Fascia	A075W6090Z	4)From VIN 82 D 2402 Outer Cable
	Washer, Pop Rivet	A075W4001Z	4) 82 - 0708 Length 2.7m
	Clip, Choke Cable to Plate	A089W6278F	1)

Turbo LHD 14.01B

Page 3



TURBO
14.05A

ILLUS
NO.

QUANTITY

MAY 1981

14.05A

DESCRIPTION

PART NUMBER

RED

LHD

REMARKS

1

Fascia, Trimmed
 Fascia, Trimmed
 Fascia, Trimmed, Square Choke Cable Aperture
 Fascia, Trimmed, 'D' Shape Cable Aperture
 Fascia, Trimmed
 Fascia, Trimmed
 Fascia, Trimmed, Square Choke Cable Aperture
 Fascia, Trimmed, 'D' Shape Cable Aperture

082V5170J*
 082V7188J*
 082V7287J*†
 082V7430J*†
 082V517LJ*
 082V7190J*
 082V7288J*†
 082V7431J*†

1
 1
 1
 1

1
 1
 1
 1

With Rectangular Centre Vents
 With Round Centre Vents. No Choke Aperture
)Round Centre Vents. Choke Cable Aperture
)
 With Rectangular Centre Vents
 With Round Centre Vents. No Choke Aperture
)Round Centre Vents. Choke Cable Aperture
)

3

Jacknut, M6, Fascia Fixing

A075W3034Z

4

4

4

Bracket, Fascia to 'A' Post

A079U4354K

2

2

5

Trim Cover, Screen Landing

082V5206K*

1

1

7

Trim Cover, Screen Landing

082V7217K*

1

1

8

Column Shroud, Top, Trimmed

082V5185J*

1

1

9

Column Shroud, Bottom, Trimmed

082V5186J*

1

1

9

Spire Nut, Column Shroud Fixing

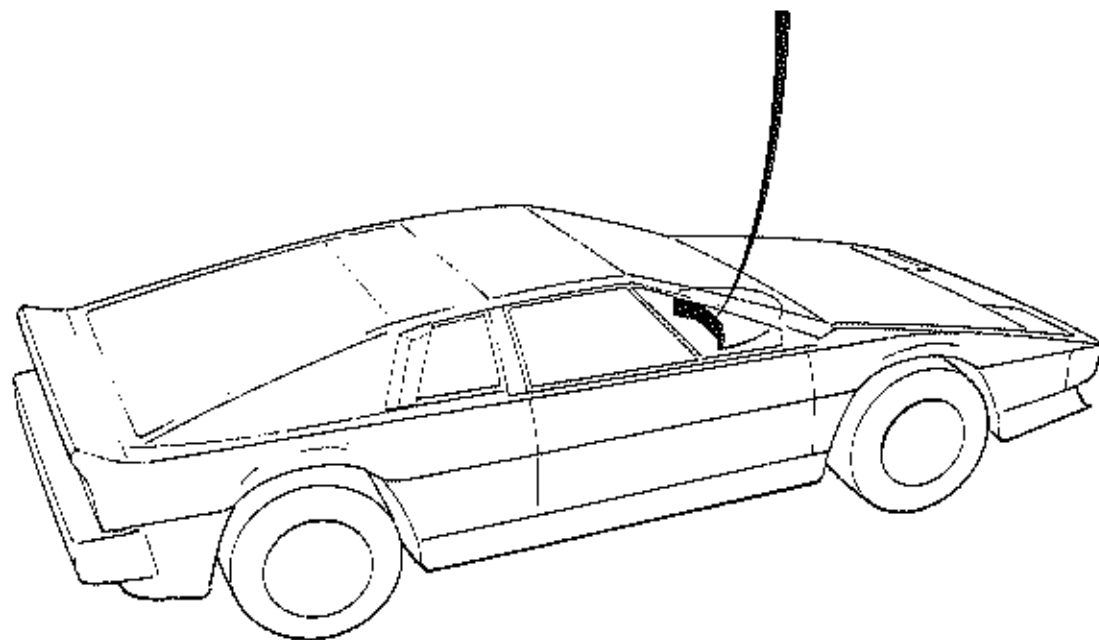
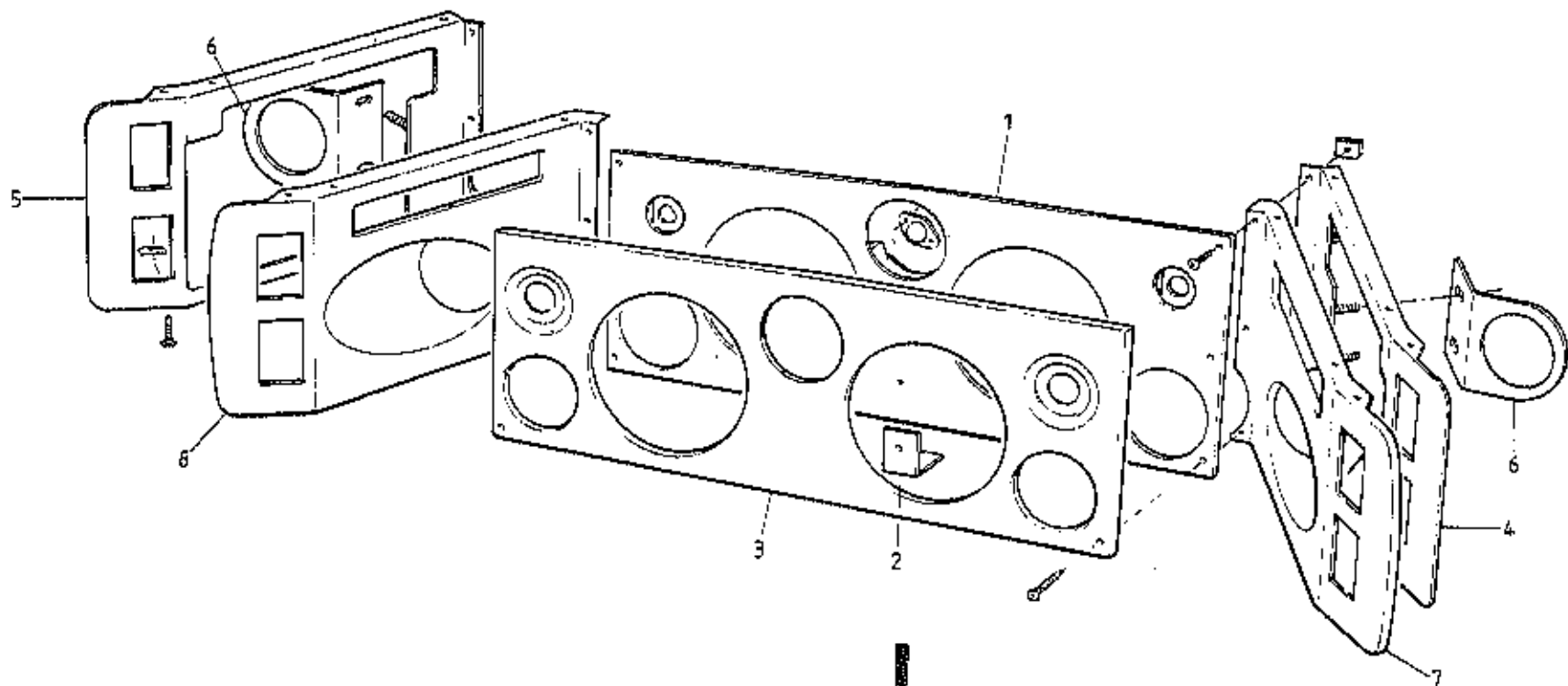
A079W6024Z

4

4

*Prefix Trim Part Numbers With:
 A - Leather (State Smooth or Ruched)
 B - Cloth (Brushed Velour)
Also Specify or Supply Sample of
 Colour and Vehicle Identification
 Number (VIN)

† Change Point: VIN 82 D 2402
 82 - 0708



TURBO
14.07A

ILLUS
NO.

QUANTITY

MAY 1988

14.07A

DESCRIPTION

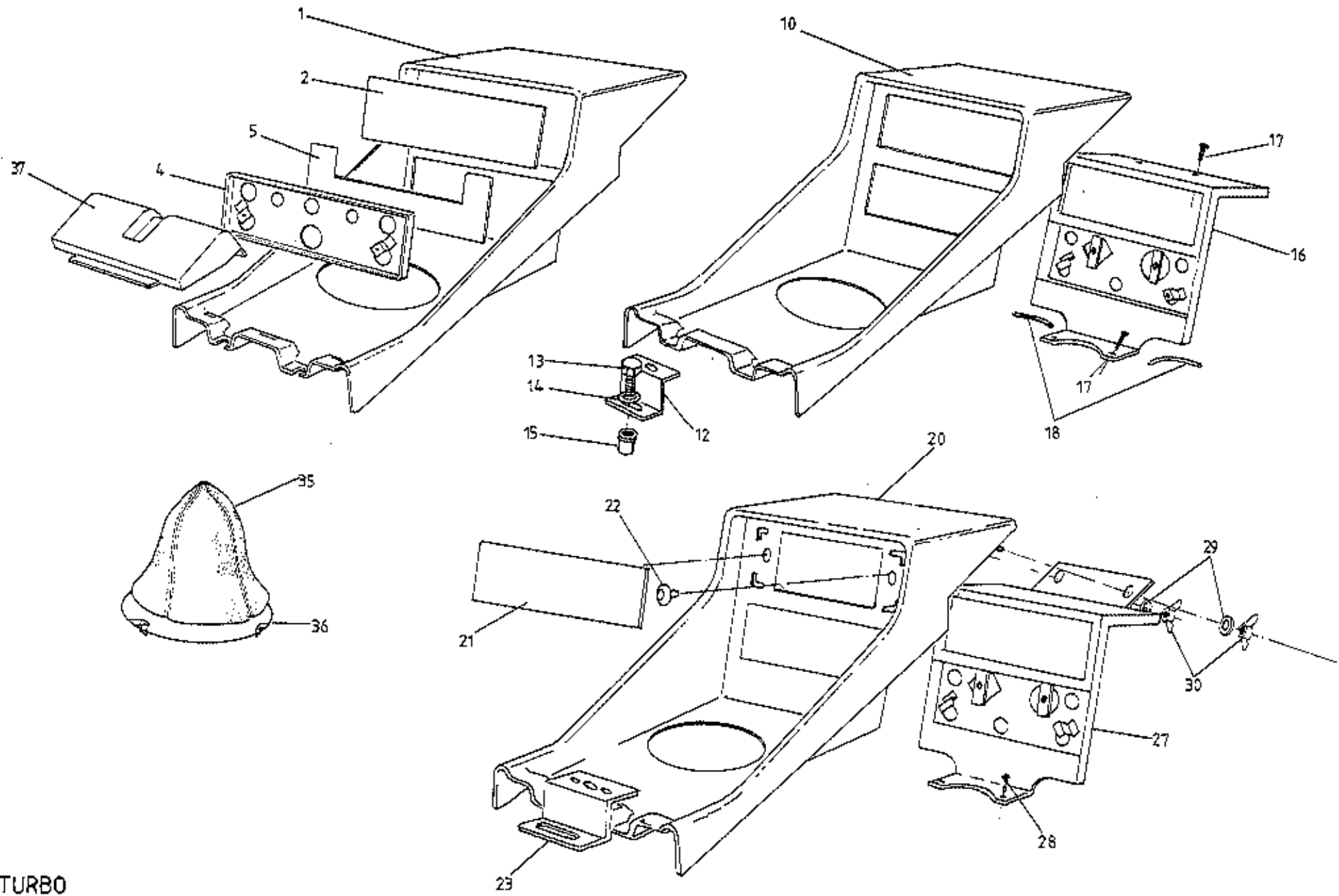
PART NUMBER

ALL

REMARKS

1	Instrument Mounting Panel, Steel	B082U4734J	1	White Illumination
	Instrument Mounting Panel, Steel	C082U4734J	1	Green Illumination. R/B E082U4734J
	Instrument Mounting Panel, Steel	E082U4734J	1	'87 M.Y. on
2	Bracket, Instrument Panel to Binnacle	A079U4354K	1	Prior to '87 M.Y.
	Bracket, Instrument Panel to Binnacle	A079U4393C	2)
	Clip, Instrument Panel to Bracket	A075W6117F	2) '87 M.Y. on
	Screw, s/t, No. 6 x 1/2", Panel Fix	A075W5012F	7)
	Spire Nut, Panel Fix	A079W6024F	7)
3	Mask, Instrument Panel, AES	B082U4664K	1	Prior to '87 M.Y.
	Mask, Instrument Panel, AES	D082U4664K	1	'87 M.Y. on
4	Side Panel, Binnacle, RH, Steel	B082U4689K	1	
5	Side Panel, Binnacle, LH, Steel	B082U4688K	1	
6	Bracket, Fuel/Voltmeter Mounting	B082U4683C	2	
7	Mask, Side Panel, RH, AES	A082U4662K	1	
8	Mask, Side Panel, LH, AES	A082U4663K	1	

Turbo 14.07A



TURBO
14.08A

ILLUS
NO.

QUANTITY

MAY 1991

14.08A

DESCRIPTION

PART NUMBER

ALL

REMARKS

1	Centre Console, Trimmed, inc. Lever Gaiter	082V5193J*	1) Fettle Radio Aperture as Required
2	Blanking Panel, Trimmed, Radio Aperture	082V5231J*	1) <u>Prior to VIN 82 D 2153</u>
4	Light Box, Heater/A/C Controls	A082U4756J	1) <u>82 - 0609</u>
5	Spacer, Heater/A/C Controls	A082B4216K	1)
	Clock Mounting Panel, (ABS)	A082U4753J	1)> Essex Commemorative Only
	Cassette Storage Bin, (ABS)	A082U4754J	1)>
			1	
10	Centre Console, Trimmed, inc. Gaiter & Brkts.	082V7192J*	1	> <u>VIN 82 D 2153 to 2270</u>
	Blanking Panel, Trimmed, Radio Aperture	082V5231J*	1	> <u>82 - 0609 to 0622</u>
12	Bracket, Centre Console, Rear	A085V5723K	1	>
13	Setscrew, M6 x 20, Console to Tunnel	A075W1030Z	1	>
14	Washer, Flat, Console to Tunnel	A075W4015Z	1	>
15	Rawlnut, M6, Console to Tunnel	A075W6140Z	1	>]Alternatives
	Rawlnut, M6, 'Neoprene' Console to Tunnel	A082W6285F	1	>]
16	Mounting Bracket & Light Box, Heater/A/C Controls	A082U4918J	1	>
17	Screw, Heater/A/C Bracket Fix	A075W5027Z	4	>
	Spire Nut, Top Fix	A075W6014Z	2	>
18	Edge Protector, 'Neoprene'	B075U6054V	140mm	>
20	Centre Console, Trimmed, inc. Gaiter & Brkts.	082V7271J*	1) <u>From VIN 82 D 2271</u>
21	Blanking Panel, Trimmed Radio Aperture	082V7272J*	1) <u>82 - 0623</u>
22	Fastener, Blanking Panel Fix	A079W6162F	2)
23	Bracket, Centre Console, Rear	A085V5723K	1)
	Setscrew, M6 x 20, Console to Tunnel	A075W1030Z	1)
	Washer, Flat, Console to Tunnel	A075W4015Z	1) * Prefix Trim Part Numbers With :
	Rawlnut, M6, Console to Tunnel	A075W6140Z	1) A - Leather (State Smooth or Ruched)
) B - Cloth (Brushed Velour)

Also Specify or Supply Sample of
Colour and Vehicle Identification
Number (VIN)

Turbo 14.08A

Page 1

ILLUS
NO.

QUANTITY

MAY 1991

14.08A

DESCRIPTION

PART NUMBER

ALL

REMARKS

27

Mounting Bracket & Light Box, Heater/A/C
Controls

A082U5062J

1

28

Screw, Bracket to Tunnel Top

A075W5027Z

2

29

Washer, Flat, Console/Brkt. to Fascia

A075W4009Z

2

30

Wing Nut, Console/Brkt. to Fascia

A082W3081F

2

Washer, Shakeproof, Console/Brkt. to Fascia

A075W4086Z

2

35

Gaiter, Gear Lever

A082V5196K

1

36

Retaining Ring, Gear Lever Gaiter *B576U3457**

A085U4826K

1

37

Choke/Window Switch Panel, Trimmed

082V5203J*

1

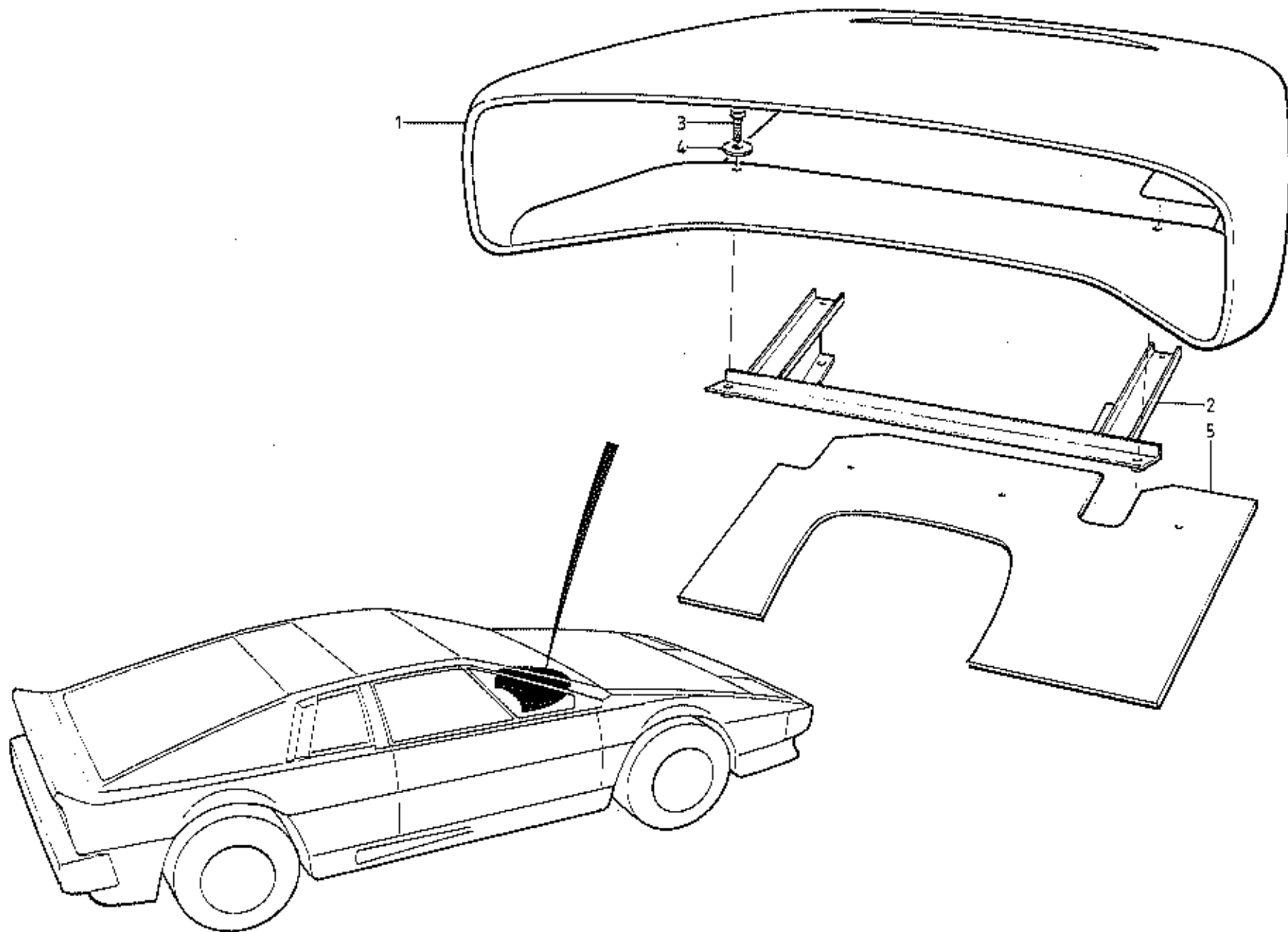
Window Switch Panel, Trimmed

082V7260J*

1

) From VIN 82 D 2271
) 82 - 0623
)
)
)With Tunnel Mounted Choke Control
With Fascia Mounted Choke Control

* Prefix Trim Part Numbers With :
A - Leather (State Smooth or Ruched)
B - Cloth (Brushed Velour)
Also Specify or Supply Sample of
Colour and Vehicle Identification
Number (VIN)



TURBO
14.10A

ILLUS
NO.

QUANTITY

MAY 1991

14.10A

DESCRIPTION

PART NUMBER

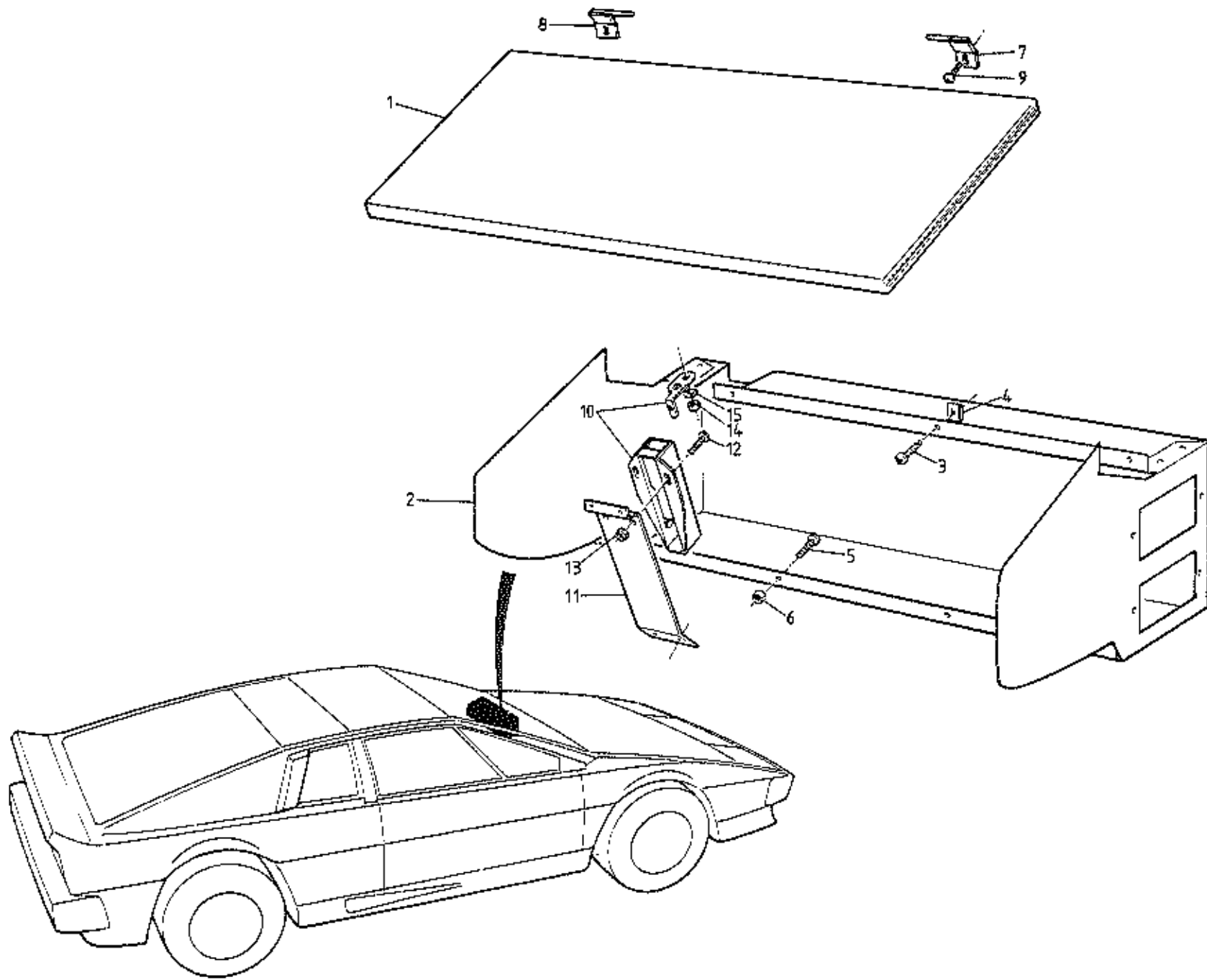
ALL

REMARKS

1	Instrument Binnacle, Trimmed	082V5182J*	1
	Foam Binnacle, Interior, Anti-Rattle	A079V6010V	A/R
2	Mounting Bracket, Binnacle to Fascia	A079U4527K	1
3	Setscrew, M6 x 18, Binnacle to Brkt.	A075WL029Z	2
4	Washer, Large O/D, Binnacle to Brkt.	A075W4017Z	2
5	Fascia Blanking Panel, Trimmed, RHD	082V5233J*	1
	Fascia Blanking Panel, Trimmed, LHD	082V5173J*	1

*Prefix Trim Part Number With:
 A - Leather
 B - Cloth (Brushed Velour)
Also Specify or Supply Sample of
 Colour, and Vehicle Identification
 Number (VIN)

Turbo 14.10A



TURBO
14.12A

ILLUS
NO.

QUANTITY

MAY 1991

14.12A

DESCRIPTION

PART NUMBER

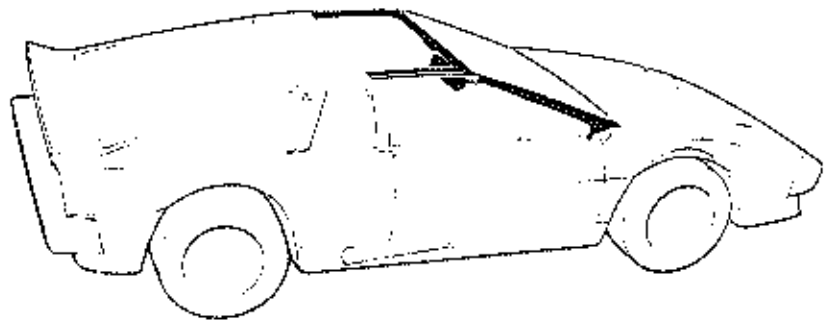
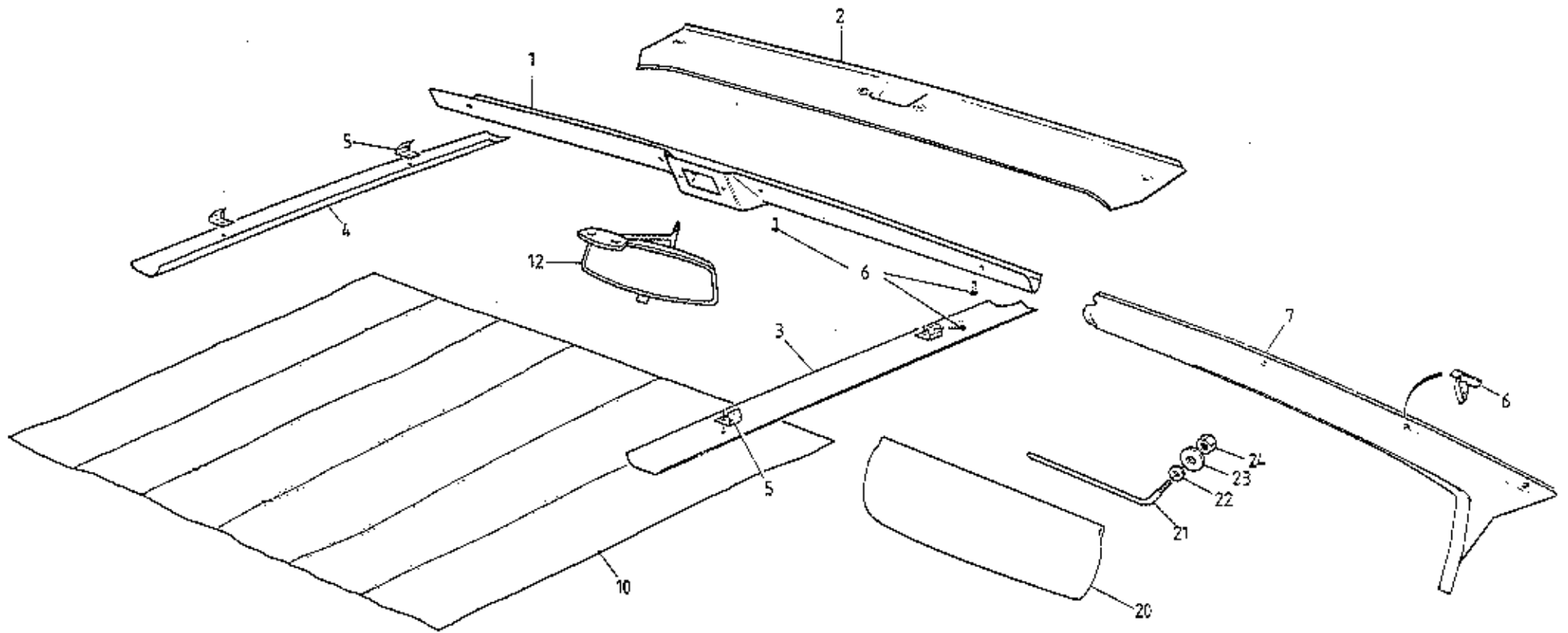
ALL

REMARKS

1	Glove Box Lid, Trimmed	08ZV5175J*	1
2	Glove Box Inner, RHD	C08ZV4790F	1
	Glove Box Inner, LHD	B08ZV4791F	1
3	Screw, Glove Box Inner Top Edge Fix	A075W5027Z	3
4	Spire Nut, Glove Box Top Edge Fix	A075W6014Z	3
5	Screw, 10 UNF x 1/2", Glovebox to Fascia	A075W5059Z	3
6	Nut, Nyloc, 10 UNF " " "	A075W3000Z	3
7	Hinge, Glovebox Lid, RH	B079U4436F	1
8	Hinge, Glovebox Lid, LH	B079U4435F	1
9	Screw, Hinge to Fascia Beam	A075W5012F	2
10	Latch, Glovebox Lid	A08ZU6130F	1
11	Bracket, Latch to Fascia	B079U4374F	1
12	Screw, Latch to Bracket	A075W5049F	2
13	Nut, 4BA, Latch to Bracket	A075W3057F	2
14	Nut, Nyloc, 6BA, Striker to Lid	A079W3058W	2
15	Washer, Striker to Lid	A075W4000W	2

*Prefix Trim Part Numbers With:
 A - Leather (State Smooth or Ruched)
 B - Cloth (Brushed Velour)
Also Specify or Supply Sample of
 Colour and Vehicle Identification
 Number (VIN)

Turbo 14.12A



TURBO
15.01A

ILLUS
NO.

QUANTITY

MAY 1997

15.01A

DESCRIPTION


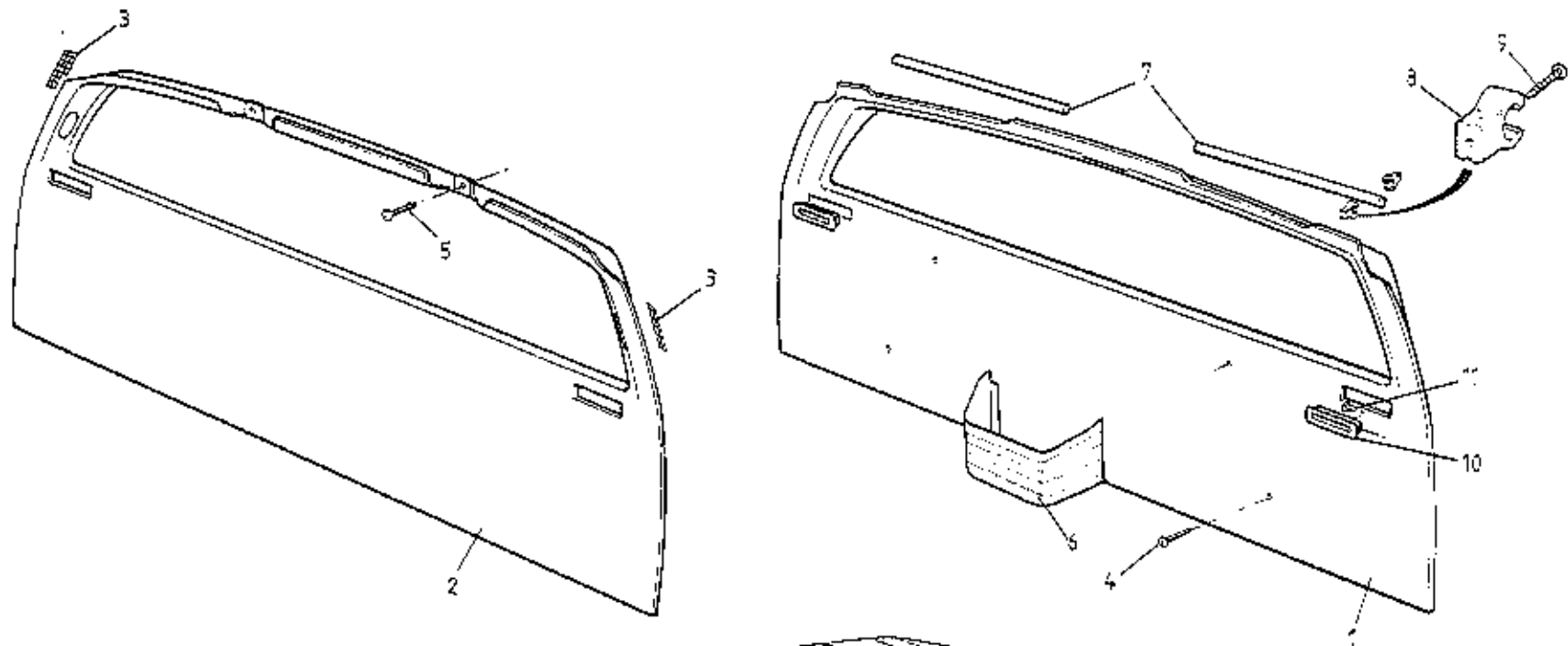
PART NUMBER

FIXED
ROOFGLASS
ROOF

REMARKS

	Header Rail, Trimmed	A082V5227J†	1		No Clock - 'Essex' Cars Only For 'Rocking Bar' Type Clock For 'Pin Button' Type Clock For 'Pin Button' Type Clock For 'Rocking Bar' Type Clock
	Header Rail, Trimmed	A079V4496J†	1		
1	Header Rail, Trimmed	A082V7198J†	1		
2	Header Rail, Trimmed	A082V7200J†		1	
	Header Rail, Trimmed	A082V7286J†		1	
3	Cant Rail, Trimmed, RH	A079V4526K†	1		
	Cant Rail, Trimmed, RH,	A082V7202J†		1	
4	Cant Rail, Trimmed, LH,	A079V4527J†	1		
	Cant Rail, Trimmed, LH,	A082V7203J†		1	
5	Bracket, Cant Rail, Fixing	A082U4992K	4	4	
6	Screw, Header & Cant Rail Fixing	A075W4028Z	6	6	
7	'A' Post Trimmed Panel, RH	A082V5190J	1		'Essex' Cars Only
	'A' Post Trimmed Panel, RH	082V7206J*	1	1	
	'A' Post Trimmed Panel, LH	A082V5189J	1		'Essex' Cars Only
	'A' Post Trimmed Panel, LH	082V7207J*	1	1	
8	Clip 'A' Post Trim Fixing	A075W6062Z	6	6	
10	Headlining,	A079V4560J†	1		
	Mirror, Interior	A079U6012P	1		Stick On
12	Mirror, Interior	A079U6044F	1	1	Screw On
	Screw, 2BA, Mirror to Header Rail	A079W5052F	2	2	
	Nut, Nyloc, 2BA, Mirror Fixing	A079W3001F	2	2	
	Washer, Mirror Fixing	A079W4011Z	2	2	
20	Sun Visor, Drivers, RHD	A079V4800J†	1	1	
	Sun Visor, Drivers, RHD, with 'Document Strap	A082V7380J†	1	1	
	Sun Visor, Drivers, LHD	A079V4803J†	1	1	
	Sun Visor, Drivers, LHD, with 'Document Strap	A082V7381J†	1	1	
	Sun Visor, Passenger, RHD	A079V4801J†	1	1	With Mirror
	Sun Visor, Passenger, LHD	A079V4802J†	1	1	With Mirror
21	Swivel, Sun Visor	A079V4361F	4	4	*Prefix Trim Part Numbers With:
22	Washer, Sun Visor Swivel	A075W4015Z	4	4	A - Leather
23	Washer, Sun Visor Swivel	A075W4017Z	4	4	B - Cloth (Brushed Velour)
24	Nut, Nyloc, M6, Sun Visor Swivel	A075W3009Z	4	4	<u>Also State or Supply Sample of Colour & Vehicle Identification Number (VIN)</u>

† State or Supply Sample of Colour
Turbo 15.01A



TURBO
15.11A

ILLUS
NO.

MAY 1991

QUANTITY

15.11A

DESCRIPTION

PART NUMBER


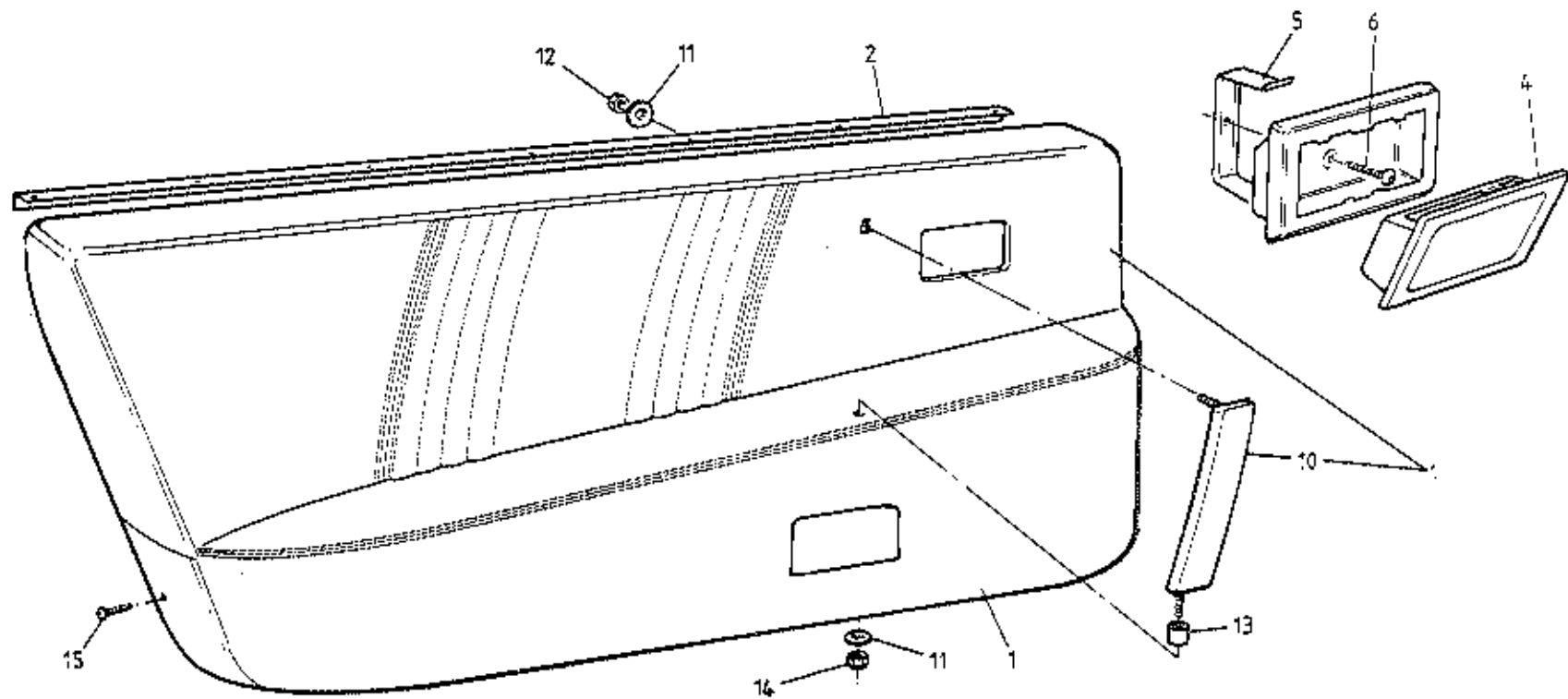
FIXED
ROOFGLASS
ROOF

REMARKS

1	Bulkhead Trimmed Panel	082V5207J*	1		For Interior Lamp with Rocking Lens Switch
	Bulkhead Trimmed Panel	082V7282J*	1		For Interior Lamp with Button Switch
	Bulkhead Trimmed Panel	082V7384J*	1		'87 M.Y. on
2	Bulkhead Trimmed Panel	082V7215J*		1	For Interior Lamp with Rocking Lens Switch
	Bulkhead Trimmed Panel	082V7283J*		1	For Interior Lamp with Button Switch
	Bulkhead Trimmed Panel	082V7385J*		1	'87 MY. on
3	Grille, Rear Bulkhead, Air Outlet	A082V4780F		4	
4	Screw, Rear Bulkhead Trim Fixing	A075W5028Z	4	4	
5	Screw, Rear Bulkhead Top Fixing	A075W5028Z		2	
	Map Pocket, Trimmed	082V5205J*	1	1	Prior to '87 M.Y.
6	Map Pocket, Trimmed	082V7372J*	1	1	'87 M.Y. on
7	Doweling, Bulkhead Trim Fixing	A079U6048F	0.7m		
8	Clip, Bulkhead Trim Doweling	A079W6183F	8		
9	Screw, Clip to Bulkhead Trim	A079W5047F	4		
	Screw, Clip to Body	A075W5026Z	4		
10	Slot Finisher, Seat Belt	B075V0612K	2	2	
11	Button, Slot Finisher Retaining	A075W6041F	4	4	

*Prefix Trim Part Numbers With:
 A - Leather (State Smooth or Ruched)
 B - Cloth (Brushed Velour)
Also State or Supply Sample of Colour
& Vehicle Identification Number (VIN)

Turbo 15.11A



TURBO
15.13A

ILLUS
NO.

QUANTITY

MAY 1991

15.13A

DESCRIPTION

PART NUMBER

RHD

LHD

REMARKS

Door Trim Panel, Trimmed, LH	082V5210J*	1		No Ashtray. No Speaker)
Door Trim Panel, Trimmed, LH	082V7219J*	1		No Ashtray. Speaker Perforations)
Door Trim Panel, Trimmed, LH	082V7221J*	1		With Ashtray. No Speaker)
Door Trim Panel, Trimmed, LH	082V5212J*		1	No Ashtray. No Speaker)
Door Trim Panel, Trimmed, LH	082V5223J*		1	No Ashtray. Speaker Perforations)
Door Trim Panel, Trimmed, LH	082V7225J*		1	With Ashtray. No Speaker) †
Door Trim Panel, Trimmed, RH	082V5209J*	1		No Ashtray. No Speaker)
Door Trim Panel, Trimmed, RH	082V7218J*	1		No Ashtray. Speaker Perforations)
Door Trim Panel, Trimmed, RH	082V7220J*	1		With Ashtray. No Speaker)
Door Trim Panel, Trimmed, RH	082V5211J*		1	No Ashtray. No Speaker)
Door Trim Panel, Trimmed, RH	082V7222J*		1	No Ashtray. Speaker Perforations)
Door Trim Panel, Trimmed, RH	082V7224J*		1	With Ashtray. No Speaker)

† Prior to VIN 82 D 2137
82 - 0606

Door Trim Panel, Trimmed, LH	082V7275J*	1		>
Door Trim Panel, Trimmed, LH	082V7277J*		1	>
Door Trim Panel, Trimmed, RH	082V7276J*	1		>
Door Trim Panel, Trimmed, RH	082V7278J*		1	> From VIN 82 D 2137
Stud Plate, Mirror Switch Fixing	A082U5069F	1	1	> 82 - 0606
Bracket, Mirror Control Switch Mounting	A082U5066F	1	1	> Prior to '87 M.Y.
Nut, Nyloc, M5, Bracket/Stud Plate	A075W3008Z	3	3	>

For Sill Mounted Ashtray, See 15.30A

Prefix Trim Part Numbers With:
 A - All Leather (State Smooth or Ruched)
 B - All Cloth
 F - Leather & Cloth (Brushed Velour)
Also State or Supply Sample of Colour
Vehicle Identification Number (VIN)

Turbo 15.13A
Page 1

ILLUS
NO.

QUANTITY

MAY 1991

15.13A

DESCRIPTION

PART NUMBER

RED

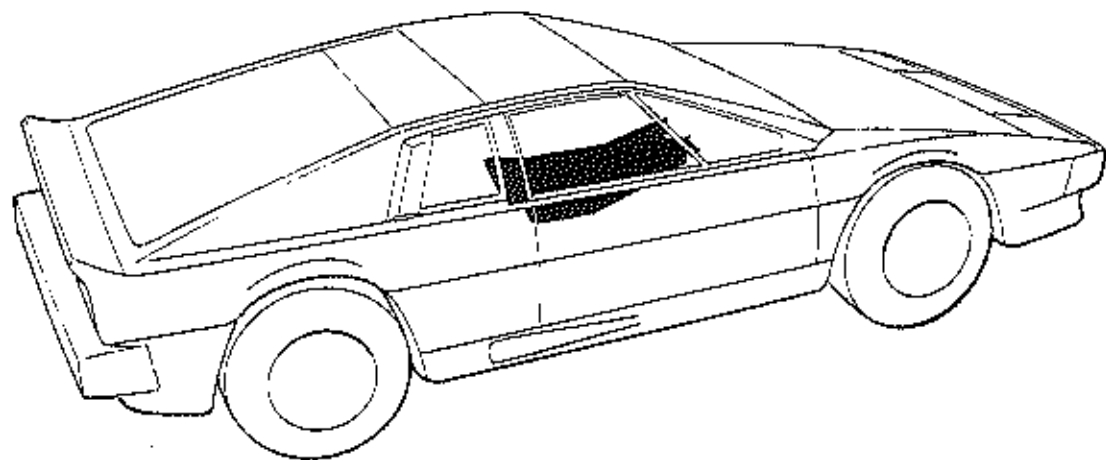
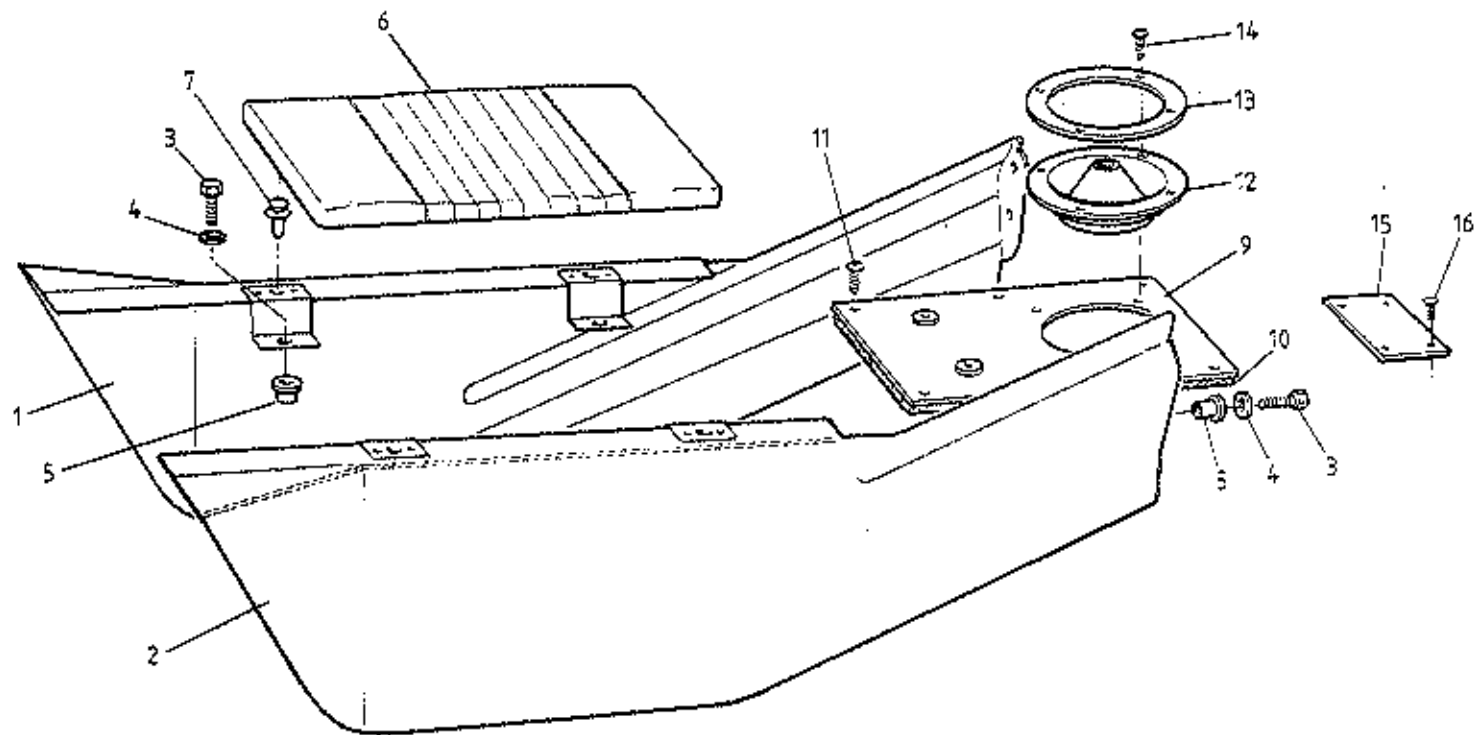
LFD

REMARKS

1	Door Trim Panel, Trimmed, LH	082V7373J*	1)
	Door Trim Panel, Trimmed, LH	082V7375J*		1)
	Door Trim Panel, Trimmed, RH	082V7374J*	1)
	Door Trim Panel, Trimmed, RH	082V7376J*		1) '87 M.Y. on
	Stud Plate, Mirror Switch Fixing	A082U5069F	1	1)
	Bracket, Mirror Control Switch Mounting	A082U5066F	1	1)
	Nut, Nyloc, M5, Bracket to Stud Plate	A075W3008Z	3	3)
2	Flange, Window Weatherstrip Mounting	B079V4017F	2	2	For Clip on W/Strip, Inc. in Trimmed Door
	Flange, Window Weatherstrip Mounting	C079V4017F	2	2	For Stick on W/Strip, Panel
4	Ashtray Assembly (Chrome Frame)	089V3883J*	2	2	Note: All Door Trim Panels Inc. Flange
	Ashtray Assembly (Black Frame)	089V4309J*	2	2	Suitable for 'Stick on' Type Weatherstrip
5	Clamp Bracket, Ashtray	A083V2474F	2	2	A089V6166V (See 11.01 A)
6	Screw, Ashtray Fixing	A075W5028Z	2	2	
	Door Pull Handle, Trimmed, LH	082V5217J*	1	1) Prior '87 M.Y.
	Door Pull Handle, Trimmed, RH	082V5218J*	1	1)
10	Door Pull Handle, Trimmed, LH	082V7377J*	1	1	> '87 M.Y. on
	Door Pull Handle, Trimmed, RH	082V7378J*			>
11	Washer, Door Pull Handle Fix	A075W4015F	4	4	
12	Nut, Nyloc, M6, Handle Top Fix	A075W3009F	2	2	
	Setscrew, M6 x 16, Handle Lower Fix	A075W1028F	2	2	For Female Threaded Handle
13	Spacer, Handle Lower to Door	A082V5903K	2	2)
14	Nut, Nyloc, M6, Handle Lower Fix	A075W3009F	2	2) For Handle With Stud
15	Screw, Door Trim Panel Fixing	A075W5028F	4	4	
16	Tapping Plate, Door Panel Screws	A079U4479F	4	4	
	Pop Rivet, Tapping Plate to Door Shell	A075W6071F	8	8	For Sill Mounted Ashtray, See 15.30A

Prefix Trim Part Numbers With:
 A - All Leather (State Smooth or Ruched)
 B - All Cloth
 F - Leather & Cloth (Brushed Velour)
Also State or Supply Sample of Colour
Vehicle Identification Number (VIN)

Turbo 15.13A
 Page 2




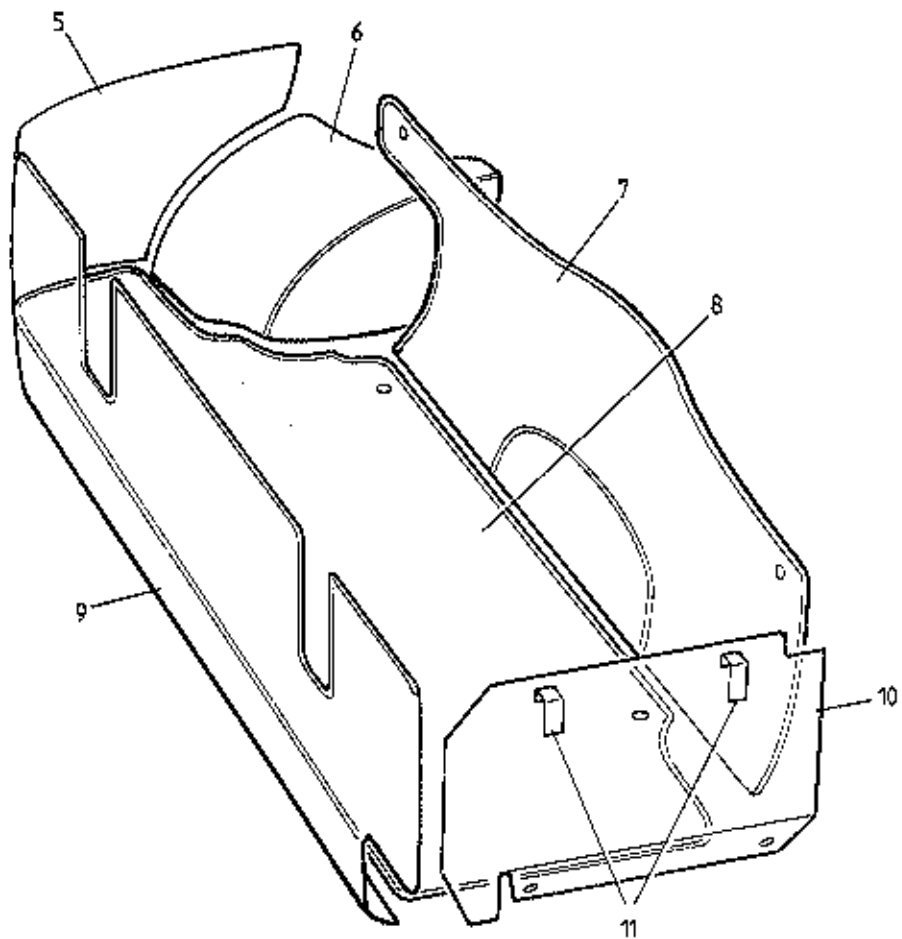
TURBO
15.19A

ILLUS
NO.

MAY 1991

ILLUS NO.	DESCRIPTION	PART NUMBER	QUANTITY		REMARKS
			ALL		
15.19A					
1	Tunnel Side, Trimmed, LH	082V5197J*	1)Alternatives) Prior to '87 M.Y. '87 M.Y. on *Prefix Trim Part Numbers With: A - Leather (State Smooth or Ruched) B - Cloth (Brushed Velour) <u>Also State or Supply Sample of Colour & Vehicle Identification Number (VIN)</u>
2	Tunnel Side, Trimmed, RH	082V5198J*	1		
3	Setscrew, M6 x 20, Tunnel Side Fixing	A075W1030Z	8		
4	Washer, Tunnel Side Fixing	A075W4015Z	8		
5	Rawlnut, M6 x 15, Tunnel Side Fixing	A075W6140Z	8		
	Rawlnut, M6 x 15, Tunnel Side Fixing	A082W5285F	8		
	Tunnel Top Armrest, Trimmed	082V520LJ*	1		
6	Tunnel Top Armrest, Trimmed	082V737LJ*	1		
7	Clip, Tunnel Armrest Fixing	A079W6162F	4		
9	Plate, Gear Lever Aperture	C082U4737F	1		
10	Gasket, Aperture Plate to Body	A082U4738K	1		
11	Screw, Aperture Plate to Body	A075W5014Z	6		
12	Gaiter, Gear Lever, Lower	A076V1444F	1		
13	Clamp Ring, Gear Lever Lower Gaiter	A085U4826K	1		
14	Screw, Gaiter Clamp Ring Fixing	A075W5015Z	4		
15	Plate, Tunnel Loom Retaining	A082M4176K	1		
16	Screw, Plate to Body	A075W5014Z	4		

Turbo 15.19A



TURBO
15.24A

ILLUS
NO.



QUANTITY

MAY 1991

15.24A

DESCRIPTION

PART NUMBER

PRIOR 85 M.Y.	1985 M.Y. ON
------------------	-----------------

REMARKS

Luggage Bag Assembly
Fixing Strip, Bag to Rear Panel
Screw, Fixing Strip
Spire Nut, Fixing Strip

A082V5232J
B082V5021K
A075W5046Z
A075W6016Z

1
1
6
6


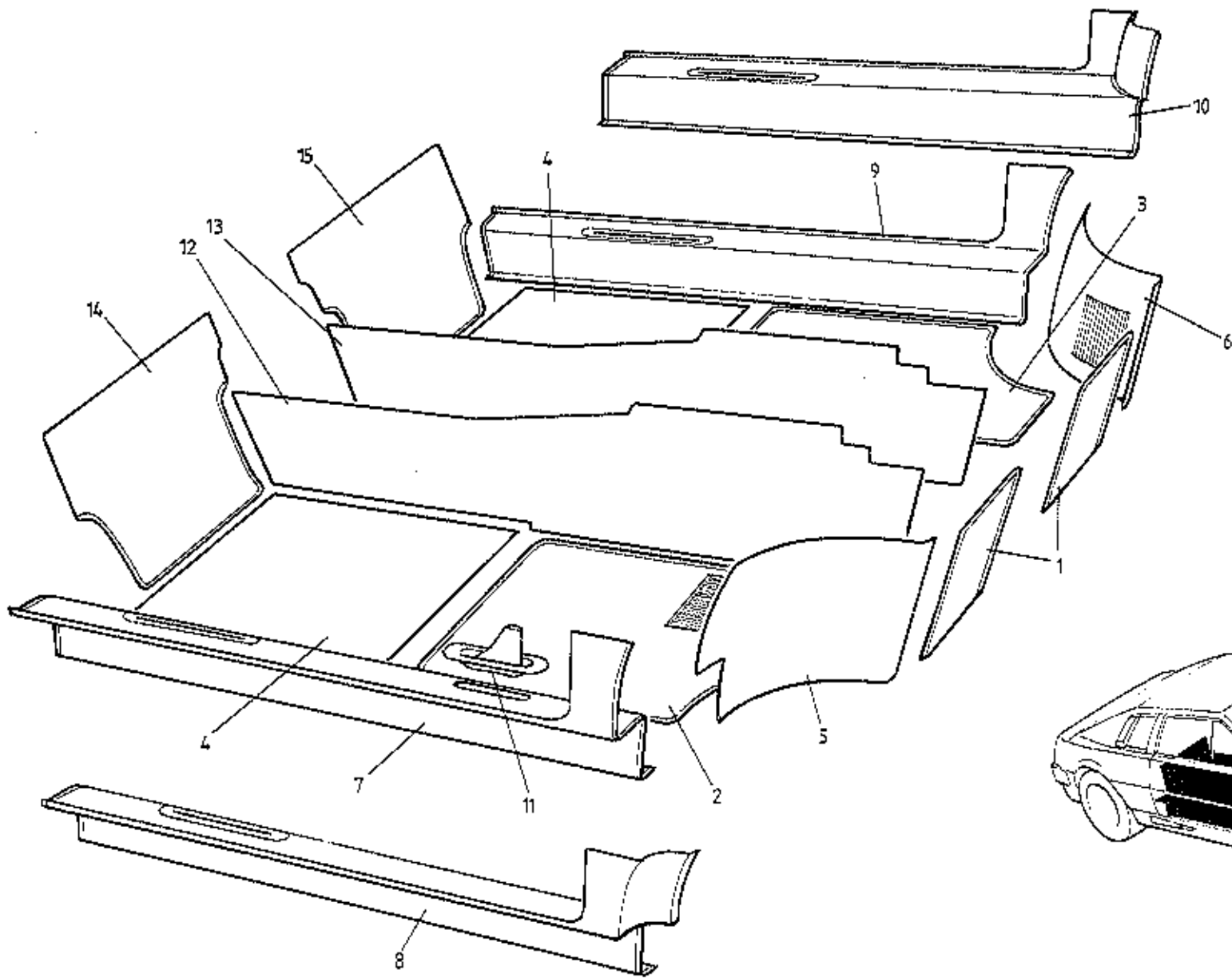
Rear Luggage Compartment Grey Fleck Carpet

5 Side, LH
6 Wheelarch, LH
7 Engine Bay Rear Wall
8 Floor
9 Rear Transom
10 Battery Board, Carpeted
Button, 'Durable Dot', Carpet Fixing
Socket, 'Durable Dot', Carpet Fixing
11 Bracket, Battery Board Top Locating
Pop Rivet, Battery Board Bracket
Washer, Pop Rivet
12 Infill Panel, LH Rear Corner
Rear, Bulkhead
Rear, Quarter Light Trim Panel, RH
Rear, Quarter Light Trim Panel, LH

A082V5877K
A082V7226J
A082V7227J
A082V7228J
A082V7229J
A082V7230J
A076W6109F
A076W6110F
A082V5882F
A075W6090F
A075W4001F
A082B4489K
A082V5897K
A082V5827K
A082V5826K

1
1
1
1
1
1
10
10
2
2
2
1
1
1
1
1
1

Turbo 15.24A



TURBO
15.30A

ILLUS
NO.

QUANTITY

MAY 1991

15.30A

DESCRIPTION

PART NUMBER

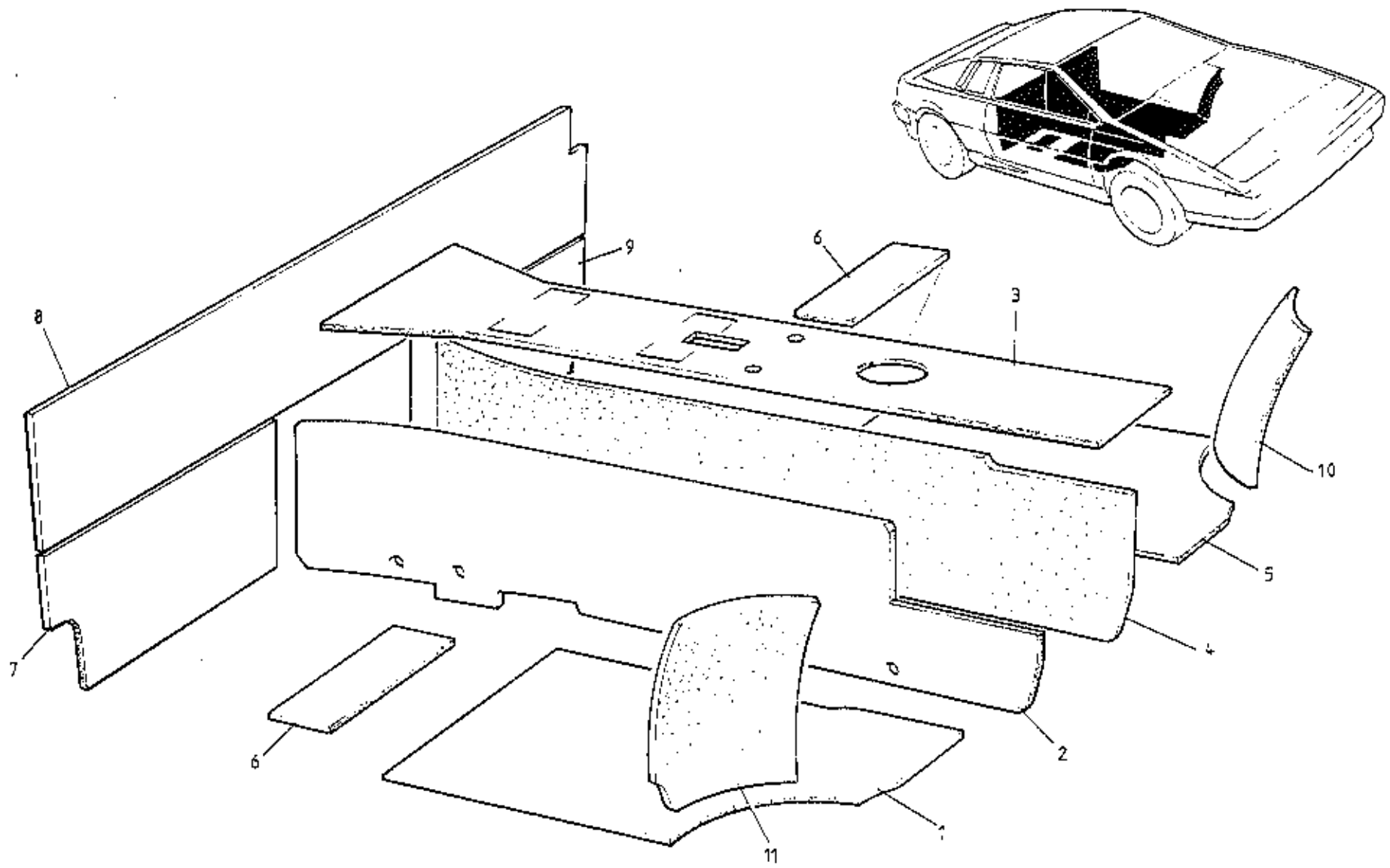
RHD

LHD

REMARKS

1	Carpet, Footwell Front	A082V7231J	2	2	Specify or Supply Sample of Colour & Vehicle Identification Number(VIN) * <u>State if Ashtray in Sill</u> For Door Mounted Ashtrays, See 15.13A) Includes GRP With Heater Only) Sill Panel With a/c) and (if applicable) With Heater Only) a/c hose ABS With a/c) cover)
2	Carpet, Front Floor, With Mat, RH	A082V7233J	1		
	Carpet, Front Floor, With Mat, RH	A082V7234J		1	
3	Carpet, Front Floor, With Mat, LH	A082V7235J	1		
	Carpet, Front Floor, With Mat, LH	A082V7236J		1	
4	Carpet, Undersat	A082V7239J	2	2	
5	Carpet, Front Wheelarch, With Mat, RH	A082V7240J	1	1	
6	Carpet, Front Wheelarch, With Mat, LH	A082V7241J	1	1	
7	Carpet, Sill, RH, (Inc. H/Brake Gaiter)	A082V7244J *	1		
	Carpet, Sill, RE	A082V7242J *		1	
8	Carpet, Sill, RH	A082V7245J *		1	
9	Carpet, Sill, LH	A082V7243J *	1		
10	Carpet, Sill, LH	A082V7246J *	1		
	Carpet, Sill, LH, (Inc. H/Brake Gaiter)	A082V7247J *		1	
11	Gaiter	A082V7261J	1	1	
12	Carpet, Tunnel Side, RE	A082V7250J	1	1	
13	Carpet, Tunnel Side, LH	A082V7251J	1	1	
14	Carpet, Rear Bulkhead, RH	A082V7252J	1	1	
15	Carpet, Rear Bulkhead, LH	A082V7253J	1	1	
	Ashtray, Sill Mounted	A079U6062F	2	2	

Turbo 15.30A



TURBO
16.01A

ILLUS
NO.



MAY 1991

16.01A

DESCRIPTION

PART NUMBER

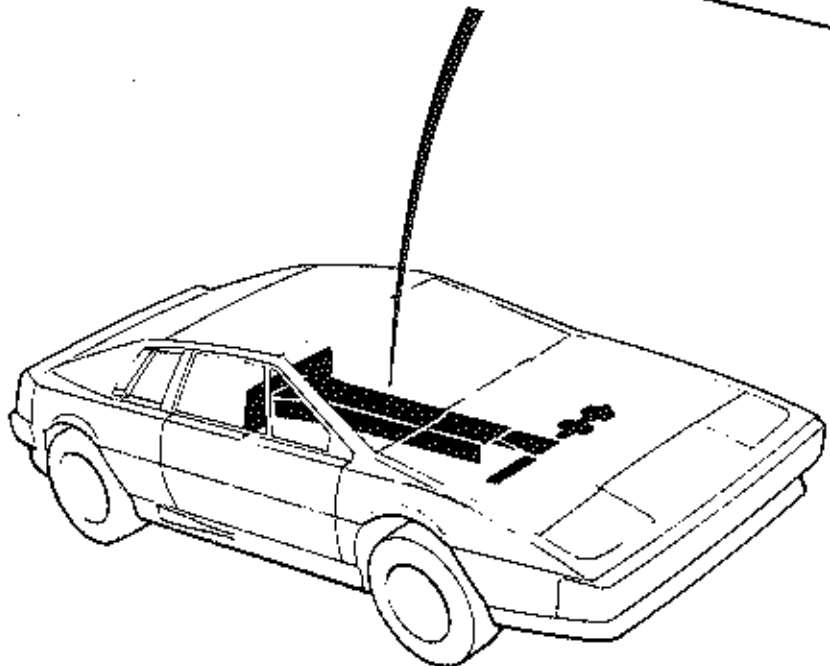
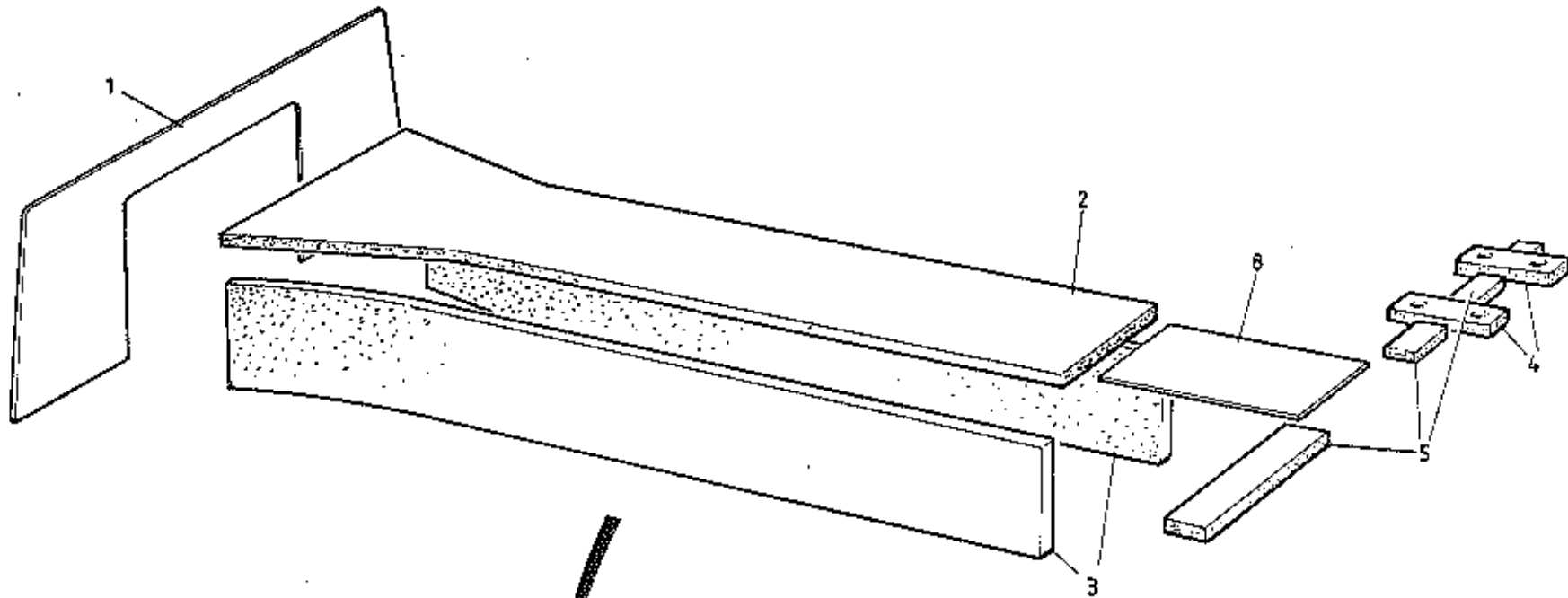
QUANTITY

ALL

REMARKS

1	Foam, Front Floor, RH	A085V5674K	1
2	Foam, Tunnel Side, RH	A085V5672K	1
3	Foam, Tunnel Top	A085V5671K	1
4	Foam, Tunnel Side, LH	A085V5673K	1
5	Foam, Front Floor, LH	A085V5675K	1
6	Foam, Underseat	B079V4138F	2
7	Foam, Rear Bulkhead Lower, RH	A085V5719K	1
8	Foam, Rear Bulkhead Upper	A085V5670K	1
9	Foam, Rear Bulkhead Lower, LH	A085V5720K	1
10	Felt, Wheelarch, LH	B079V4095F	1
11	Felt, Wheelarch, RH	B079V4096F	1

Turbo 16.01A



TURBO
16.02A

ILLUS
NO.



MAY 1991

16.02A

DESCRIPTION

PART NUMBER

QUANTITY

ALL

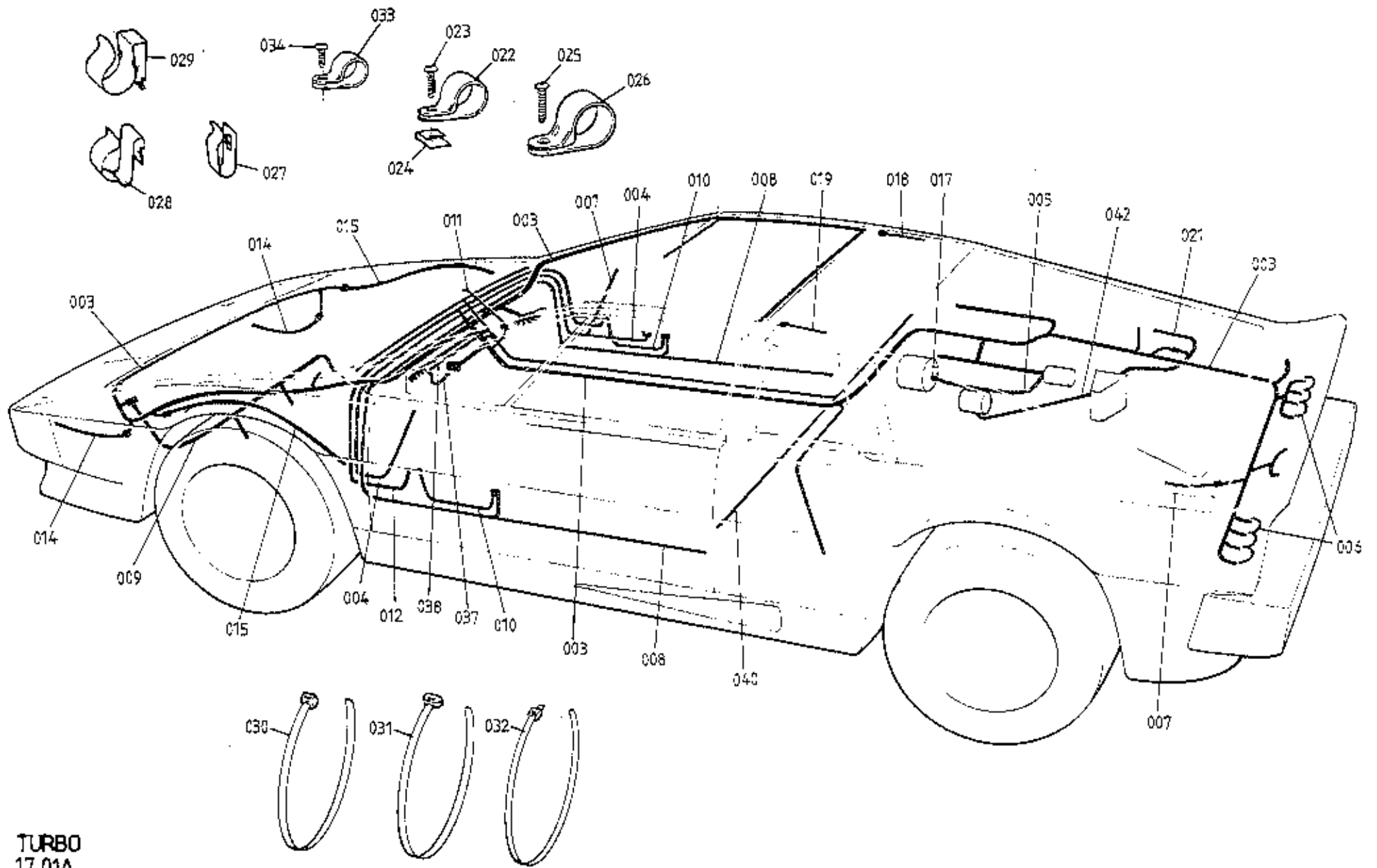
REMARKS

- 1 Sound Barrier Mat, Rear Bulkhead
- Screw, s/t, No. 6 x 1/2", Mat Fixing
- Cup Washer, Mat Fixing Screw
- 2 Foam, Tunnel Top Underside
- 3 Foam, Tunnel Side, Underside
- 4 Foam, Pedal Box Seal
- 5 Foam, Chassis Front Crossmember
- 8 Pad, Anti-Squeak
- Sound Proofing, Engine Bay Sidewall

- B079V4143K
- A075W5020F
- A075W6025F
- A085V5724K
- A085V5725K
- A085V5726K
- A085V5727K
- A082V5759K
- B082V5728K

- 1
- 14
- 14
- 1
- 2
- 2
- 1
- 1
- 1

'87 M.Y. on



TURBO
17.01A

ILLUS
NO.

QUANTITY

MAY 1991

17.01A

DESCRIPTION

PART NUMBER

ALL

REMARKS

001	Extension Harness, Mirror	A082M4578F	1		
003	Main Harness	B082M4117F	1		Prior to '87 M.Y.
	Main Harness	C082M4117F	1)
	Grommet, Main Harness, Bulkhead & Engine Bay	A089M6115F	2)'87 M.Y. on. H.C. Engines only
	Bush, Grommet	A089M6116F	2)
004	Door Mirror Harness	A079M4095F	1		
	Harness, Door Mirror Control	A082M4615F	1		From VIN 82 D 2137 82 - 0606
005	Alternator Harness	A079M4060F	1		
006	Earth Lead, Tailamps	A079M4061F	2		
007	Reverse Lamp Lead	A079M4062F	1		
008	Door Ajar Lamp Harness	A085M4205F	2		
009	Rad. Fan Harness	A082M4191F	1		Used Only with Rad. Fan Thermal Trip
010	Cigar Lighter Earth Lead	A085M4206F	2		
	Cigar Lighter Harness	A079M4085F	1		
011	Air Conditioning Harness	A082M4110F	1		With Orange 'Cartier' D.P. Fan Relay
	Air Conditioning Harness	C082M4110F	1		With Double Contact Relay
	Heater Only Harness	A082M4165F	1		With Orange 'Cartier' D.P. Fan Relay
	Heater Only Harness	C082M4110F	1		With Double Contact Relay
012	Door Harness	B079M4004F	2		
014	Front Side/Turn Lamp Extension Harness	A082M6208F	2		For Circular Diffusion Pattern Lamps
016	Repeater Lamp Extension Harness	A082M4188F	2		Used Only With Later Type Repeater Lamps
017	Boot, Starter/Alternator Terminals	A075M6174F	2		
018	Lead, Heated Rear Screen	A082M4136F	1		
019	Lead, Heated Rear Screen	A082M4137F	1		
021	Ignition Harness	A082M4126Z	1		With 'Lumenition' Ignition
	Ignition Harness	A082M4198F	1		With Lucas 'Constant Energy' Ignition
022	'P' Clip, Ignition Harness to Ign. Box	A075W6000Z	1		
023	Screw, 'P' Clip Fix	A075W5015Z	1		
024	Spire Nut, 'P' Clip Fix	A079W6024Z	1		
025	Screw, No. 6 x 3/4", Lock Fix	A075W5028Z	6		
026	'P' Clip, Lock Fix	A075W6021Z	2		
	'P' Clip, Door Mirror Control Harness	A075W6228F	4) From VIN 82 D 2137
	Pop Rivet, Clip Fix	A082W6243F	4) 82 - 0606

Turbo 17.01A

Page 1

ILLUS
NO.

QUANTITY

MAY 1991

17.01A

DESCRIPTION

PART NUMBER

ALL

REMARKS

027

Clip, Loom Fix

A075W6018Z

2

028

Clip, Loom Fix

A079W6115F

2

029

Clip, Loom Fix

A085W6258F

5

030

Cable Tie, 312 mm

A075W6038Z

25

031

Cable Tie, 220 mm

A075W6045Z

13

027

Clip, Loom Fixing

A075W6018Z

2

028

Clip, Loom Fixing

A079W6115F

2

029

Clip, Loom Fixing

A085W6258F

5

030

Cable Tie, 312 mm

A075W6038Z

25

031

Cable Tie, 220 mm

A075W6045Z

13

032

Cable Tie, 455 mm

A079W6224F

5

033

'P' Clip, Small

A075W6223F

10

034

Screw, No. 6 x 1/4", 'P' Clip Fix

A075W5010Z

10

037

Harness, Radio Feed

A082M4577F

1

038

Harness, Aerial Switch

A082M4579F

1

Speaker Loom, Front

A082M4588F

1

040

Speaker Loom, Rear

A082M4589K

1

042

Lead, Ignition Amplifier to Distributor

A089M6037F

1

Grommet, Ignition Box

A082M6286H

1

Harness, Engine Management

A085M4626F

1

Diode, 1 AMP (Black)

B075M5141Z

A/R

Motorola, Sparkomatic, Blaupunkt

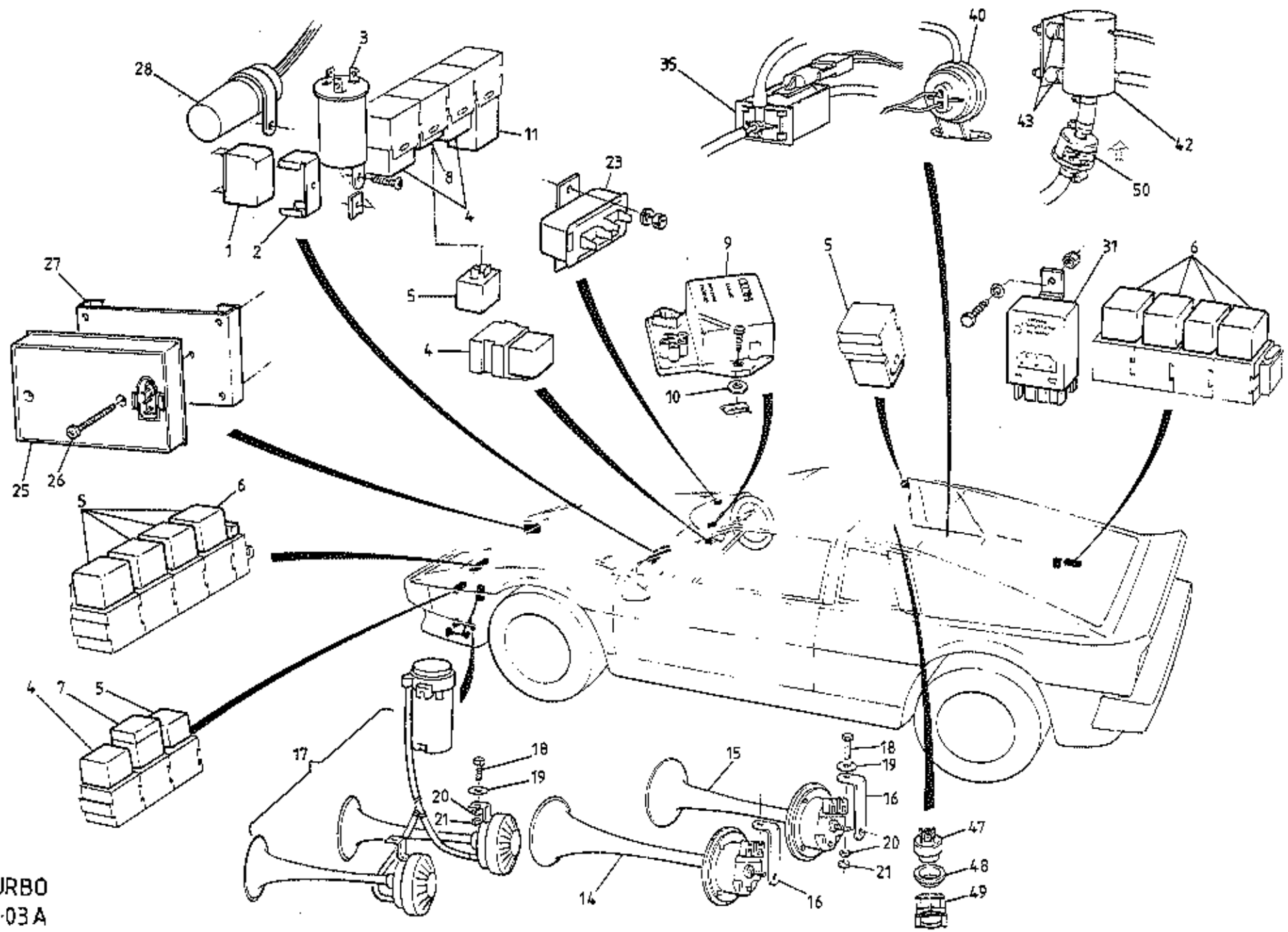
For Blaupunkt 'Quickfit' Fascia Speakers
Routed Along Tunnel

With Lucas Constant Energy Ignition

'87 M.Y. on

Turbo 17.01A

Page 2



TURBO
17-03A

ILLUS
NO.

MAY 1991

17.03A

DESCRIPTION

PART NUMBER

QUANTITY

PRIOR '87 M.Y.
'87 M.Y. ON

REMARKS

1	Flasher Unit, Hazard	A007M4124Z	1	1	
2	Clip, Hazard Flasher Unit	X036M6301F	1	1	
3	Flasher Unit, Turn Indicators	A079M6018F	1	1	
	Screw, Flasher Unit Fixing	A075W5012F	1	1	
	Spire Nut, Flasher Unit Fixing	A075W6013Z	1	1	
4	Relay, Double Contact	A082M6182F	2/3/4	4	Inner H/L (2), Rad. Fans (1) (For Cars Fitted With Thermal Trip), Interior Fans (1) (For Cars NOT Fitted With Orange 'Cartier' Relay).
	Relay, Changeover, Silver 30 Amp	A079M6141F			R/B B079M6141F
5	Relay, Changeover, Black 40 Amp	B079M6141F	5/6/7/8		Horn (1), H/L Control (1) (Prior to Fitment of Diode), H/L Flasher (1), H/L Motor RE (1), H/L Motor LH (1), Fan Fail (1) (Prior to Thermal Trip), HRS (1).
6	Relay, Changeover, Black 40 Amp	B079M6141F		5/6	'87 M.Y. On. Throttle Jack, Purge Pump Ignition Solenoid Valve, Overboost Switch Dim-Dip. A/C Compressor (With Switch A082M6221F)
7	Fused Relay, 4RA, Radiator Fans	A079M6101F	1		Prior to Thermal Trip
	'Cartier' Relay, Interior Fans (Orange)	A083M6218F	1		Prior to Relay A082M6182F
	Moulding 'Cartier' Relay	A083M6229F	1		
	Diode, Headlamp Changeover Circuit	B075M6141Z	1	1	Later Cars Not Using Relay B079M6141F
8	Relay Bridge, Rad. Fan Circuit	A082M4195F	1	1	With Fan Thermal Trip
9	Delay Unit, Wipers	A079M6126F	1	1	
10	Spacer, Delay Unit to Fascia	A907E0696Z	2	2	
	Delay Unit, Interior Lamp, Progressive Dimmer	A082M6143F	1		>As Fitted
11	Delay Unit, Interior Lamp, Timed Switch	A082M6220F	1	1	>
14	Horn, Low Note	A079M6086F	1)
15	Horn, High Note	A079M6087F	1) Electric Horns
16	Bracket, Horn Mounting	A079M6089F	2)
17	Air Horn Kit	A089M6063F	1	1	With Air Horns

ILLUS
NO.

QUANTITY

MAY 1991

17.03A

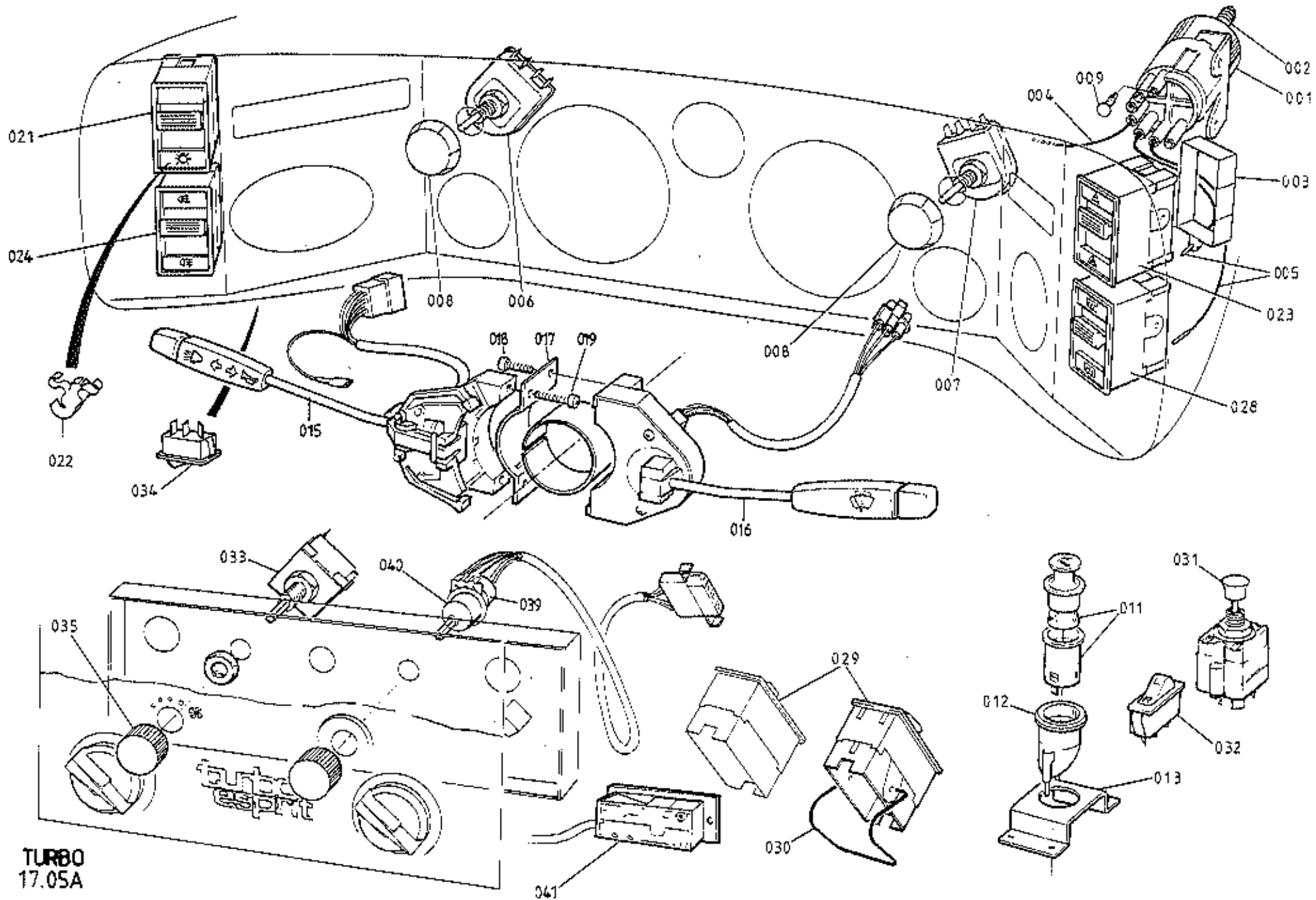
DESCRIPTION

PART NUMBER

PRIOR '87 M.Y.
'87 M.Y. ON

REMARKS

18	Setscrew, M6 x 25, Horn Brkt. to Body	A075W1031Z	2	2	
19	Washer, Flat, Brkt. Fixing	A075W4015Z	2	2	
20	Washer, 25mm O/D, Brkt Fixing	A075W4017Z	2	2	
21	Nut, Nyloc, M6, Brkt. Fixing	A075W3009Z	2	2	
23	Voltage Stabiliser	A079N6027F	1	1	
	Diode, Brake Warning Lamp	B075M6141Z	1	1	
25	Module, 'Dim-Dip'	A085M6315F		1)
26	Screw, M4 x 30, Unit Fix	A085W5112F		2)U.K. only
27	Bracket, Relay Mounting	A085U5112F		1)
	Pop Rivet, Brkt. Fix	A075W6071F		4)
28	Module, Low Coolant	A082M6275F		1	
	Screw, s/t, Module Fix	A075W5012F		2	
	Spire Nut, Module Fix	A075W6013F		2	
	'P' Clip, Module Fix	A075W6229F		1	
31	Relay Engine Speed Sensing	A910E6757F		1	Throttle Jack Control
	Screw, Relay Fix	A075W1002Z		1	
	Nut, Nyloc, 10 UNF, Relay Fix	A075W3000Z		1	
	Washer, Relay Fix	A075W4011Z		1	
35	Ignition Solenoid Valve	A910E6764F		1	
	Screw, s/t, No. 8 x 3/8", Solenoid Fix	A075W5032Z		2	
	Washer, Solenoid Fix	A075W4011Z		2	
40	Overboost Switch	A082M4610K		1	
	Screw, No. 8 x 1/2", Switch Fix	A075W5034Z		2	
42	Purge Pump	A089M6105F		1	
43	Resilient Mounts, Purge Pump	A089M8042K		2	
	Nut, M6, Purge Pump Fix	A075W3020F		2	
	Washer, Internal Spring, Purge Pump Fix	A075W4046F		2	
47	Thermal Switch, Purge Pump Control	A082M6317F		1	MER 70, BOF 60. Includes Grommet
48	Grommet, Purge Pump Switch	A079M6181F		1	
49	Clip, Switch Retention	A079M6138F		1	
50	Solenoid Valve, Purge Line Shut-Off	A082L4130F		1	



ILLUS
NO.

MAY 1991

ILLUS NO.	DESCRIPTION	PART NUMBER	QUANTITY		REMARKS
			ALL		
17.05A					
001	Light Source, Fibre Optics	B079M6099F	1		
002	Bulb, 12V 5W, Light Source	A075M6144F	1		
003	Clip, Fibre Optic Carrier to Switch	A079M6100F	4		
004	Fibre Optic Light Carrier, 880nm	B079M6097F	1		
005	Fibre Optic Light Carrier, 435nm	B079M6098F	2		
006	Rheostat, 27W, Binnacle/Switch Illum.	A083M6220F	1		Identification Number 78546
007	Rheostat, 19.8W, Heater/Cigar Illum.	A079M6029F	1		Identification Number 78526
008	Knob, Rheostat, Plain	A082M6153F	2		R/B A089M0490F
	Knob, Rheostat, with Graphic	A089M0490F	2		
	Heatshield, Rheostat	A083M0376K	2		If Fitted
009	Blanking Plug, Light Source	A082M6240F	4		
011	Cigar Lighter, Inner & Outer	A079M6123J	2		
012	Illumination Ring, Cigar Lighter	A079M6124F	2		
013	Bracket, Cigar Lighter Mounting	A079M4088K	2		
	Pop Rivet, Brkt. Fixing	A075M6092Z	8		
	Switch, Dip/Flash/Turn/Horn	A075M6072Z	1		On RH Side of Steering Column
015	Switch, Dip/Flash/Turn/Horn	A082M6151Z	1		On LH Side of Steering Column
	Switch, Wash/Wipe	B075M6073Z	1		On LH Side of Steering Column
016	Switch, Wash/Wipe	A082M6152Z	1		On RH Side of Steering Column
017	Bracket, Switches to Column	B075M6051Z	1		
018	Screw, 10 UNC x 119,	A075M6074Z	2		Wash/Wipe Switch to Bracket
019	Screw, 10 UNC x 135	A075M6075Z	2		Dip/Flash/Turn Switch to Bracket
020	Spacer, Switches to Column	B079M4017F	1		
021	Switch, Lighting	B079M6134F	1		
022	Clip, Bulbholder	A079M6135F	1		
023	Switch, Hazard Warning Lamps	B079M6063F	1		
024	Switch, Rear Fog Lamps	A075M6206F	1		
028	Switch, Heated Rear Screen	A075M6212F	1		
029	Switch, Window Lift	B079M6068F	2		
030	Clip, Window Switch Retention	A079U4657F	2		

Turbo 17.05A

Page 1

ILLUS
NO.

QUANTITY

MAY 1991

17.05A

DESCRIPTION

PART NUMBER

ALL

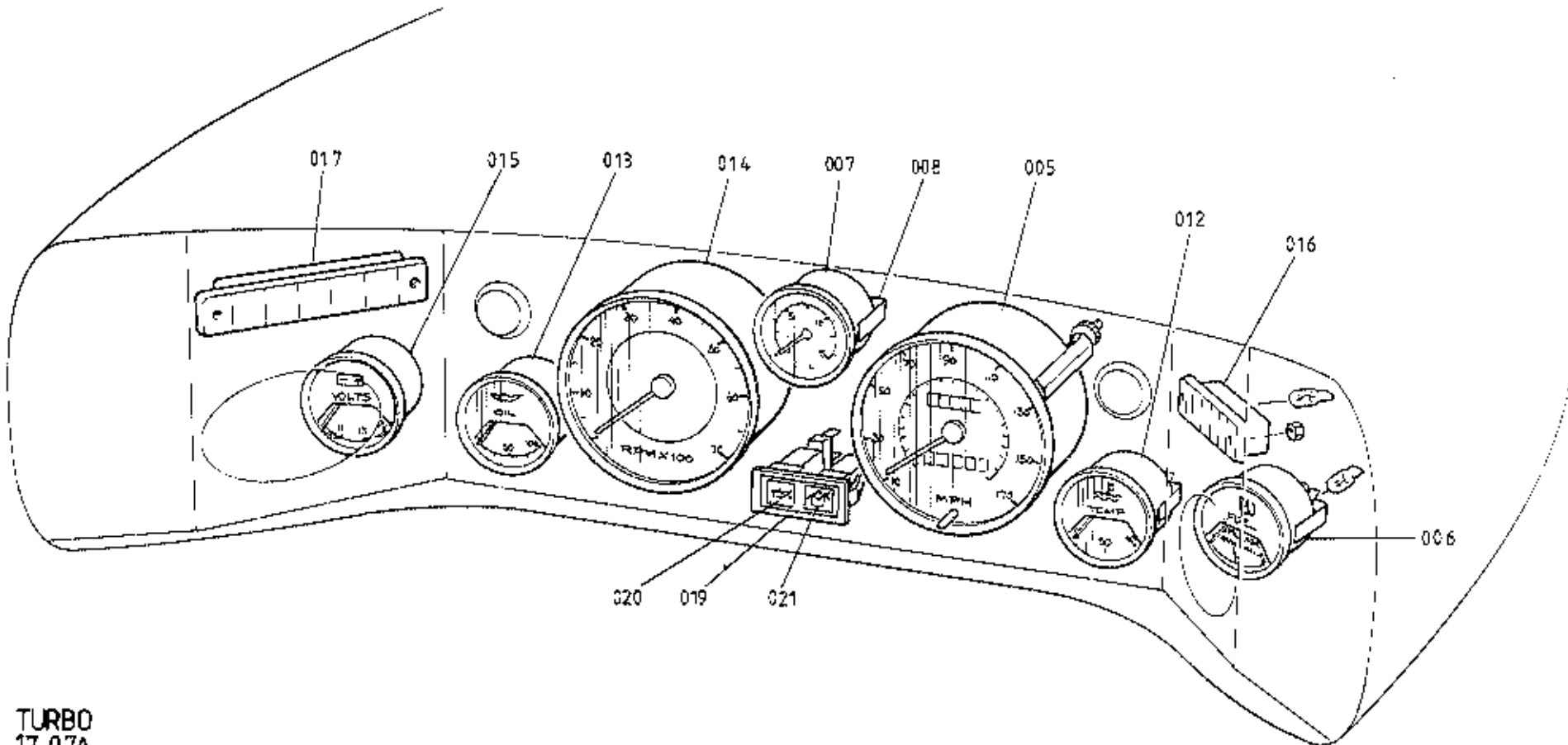
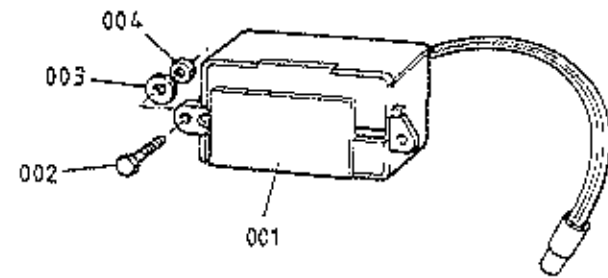
REMARKS

031	Switch, Mirror Adjust	A079M6111F	1	Prior to Change Point *
	Switch, Mirror Adjust	A082M6300F	1)
	Nut, 3/4 UNF, Switch Retaining	A082M6304F	1)
	Spacer, Mirror Adjust Switch	A082U5067F	1)From Change Point *
	Bezel, Mirror Adjust Switch	A082U5068F	1)
	Spring Clip, Bezel Retaining	A082M6303F	1)
032	Switch, Mirror Select	A075M0339F	1	Prior to Change Point *
	Switch, Mirror Select	A082M6301F	1	From Change Point *
033	Switch, Interior Fan Speed	A082M6145F	1	R/B A082M6223F
	Switch, Interior Fan Speed	A082M6223F	1	
034	Switch, Radio Aerial	A075M0339F	1	
035	Knob, Fan Speed Switch	A082P4186F	1	R/B Knob A089P6102F & Cap A089P6103F
	Knob, Fan Speed Switch	A089P6102F	1	
	Cap, Fan Speed Switch Knob	A089P6103F	1	
	Control Switch Assy. Fridge Temp	A079P6013F	1	Prior to VIN 82 D 2153 82 - 0602
039	Control Switch, Fridge Temp	A082M6221F	1)
040	Cover, Control Switch, (ABS)	A082M4239K	1) From VIN 82 D 2153
041	Control Unit, Fridge Temp	A082M4605F	1) 82 - 0602
	Harness, Control Unit to Relay	A082M4585F	1	
	Knob, Fridge Switch	A082P4186F	1	R/B Knob A089P6102F & Cap A089P6103F
	Knob, Fridge Switch	A089P6102F	1	
	Cap, Fridge Switch Knob	A089P6103F	1	* Change Point VIN 82 D 2137 82 - 0606

Item 32/ A075M0339F

Available through
Farnell Electronics
Tel 08701 200200

Part No. 150525



TURBO
17.07A

ILLUS
NO.

QUANTITY

MAY 1991

DESCRIPTION

PART NUMBER

PRIOR
'87 M.Y.'87 M.Y
OR

REMARKS

17.07A

001

Clock, Digital,LED (Rocking Bar Adjustment)

A079M6088F

1

Early Cars, Flat Connector Block

Clock, Digital,LED (Pin Button Adjustment)

A089M6034F

1

Clock, Digital,LED (Rocking Bar Adjustment)

A082M4619F

1

1986 M.Y. Round Connector Block. (R/B

Clock, Digital,ICD

A082M6341F

1

A082M6341F & Jump Harness A082M4689F)

002

Screw, M4 x 20, Clock Fixing

A079W5083F

2

003

Washer, Flat, Clock Fixing

A075W4062F

2

004

Nut, Nylor, M4, Clock Fixing

A075W3049F

2

005

Speedometer, 170 mph, RHD

A079N6032F

1

White Illumination

Speedometer, 170 mph, RHD

A082N6040F

1

1

Green Illumination

Speedometer, 265 kph, LHD

A079N6033F

1

White Illumination

Speedometer, 260 kph, LHD

A082N6041F

1

1

Green Illumination

Bulb, Speedo Illumination

A089M6047F

1

1

For Speedo A082N6040/1F

006

Fuel Gauge

A079N6024F

1

White Illumination

Fuel Gauge

A082N6044F

1

1

Green Illumination

007

Boost Gauge

A082N6035F

1

R/B A082N6047F

Boost Gauge

A082N6047F

1

1

008

Bracket, Boost Gauge Illumination

A082N4007J

1

1

Lens, Green, Illumination Bracket

A082N6049F

1

1

012

Check Screw, Gauge Damping

A082N6039F

1

Water Temperature Gauge

A079N6023F

1

White Illumination

Water Temperature Gauge

A082N6043F

1

1

Green Illumination

013

Oil Pressure Gauge

A079N6026F

1

White Illumination

Oil Pressure Gauge

A082N6046F

1

1

Green Illumination

014

Tachometer

A079N6022F

1

White Illumination

Tachometer

A082N6042F

1

1

Green Illumination

Bulb, Tacho Illumination

A089M6047F

1

1

For Tacho A082N6042F

015

Voltmeter, Battery Condition Gauge

A079N6025F

1

White Illumination

Voltmeter, Battery Condition Gauge

A082N6045F

1

1

Green Illumination

016

Tell-Tale Light Assembly, RH

A082N4004F

1

With Separate Low Fluid & Park. Brake Lamp

Tell-Tale Light Assembly, RH

B082N4004F

1

1

With Combined Low Fluid & Park. Brake Lamp

017

Tell-Tale Light Assembly, LH

A082N4005F

1

With Separate Fuel & Choke Lights

Tell-Tale Light Assembly, LH

A082N4008F

1

1

With Combined Fuel/Choke Light

019

Tell-Tale Light Assembly, Centre

A082M6278F

1

020

Lens, Low Oil Pressure Tell-Tale

A082M6279F

1

021

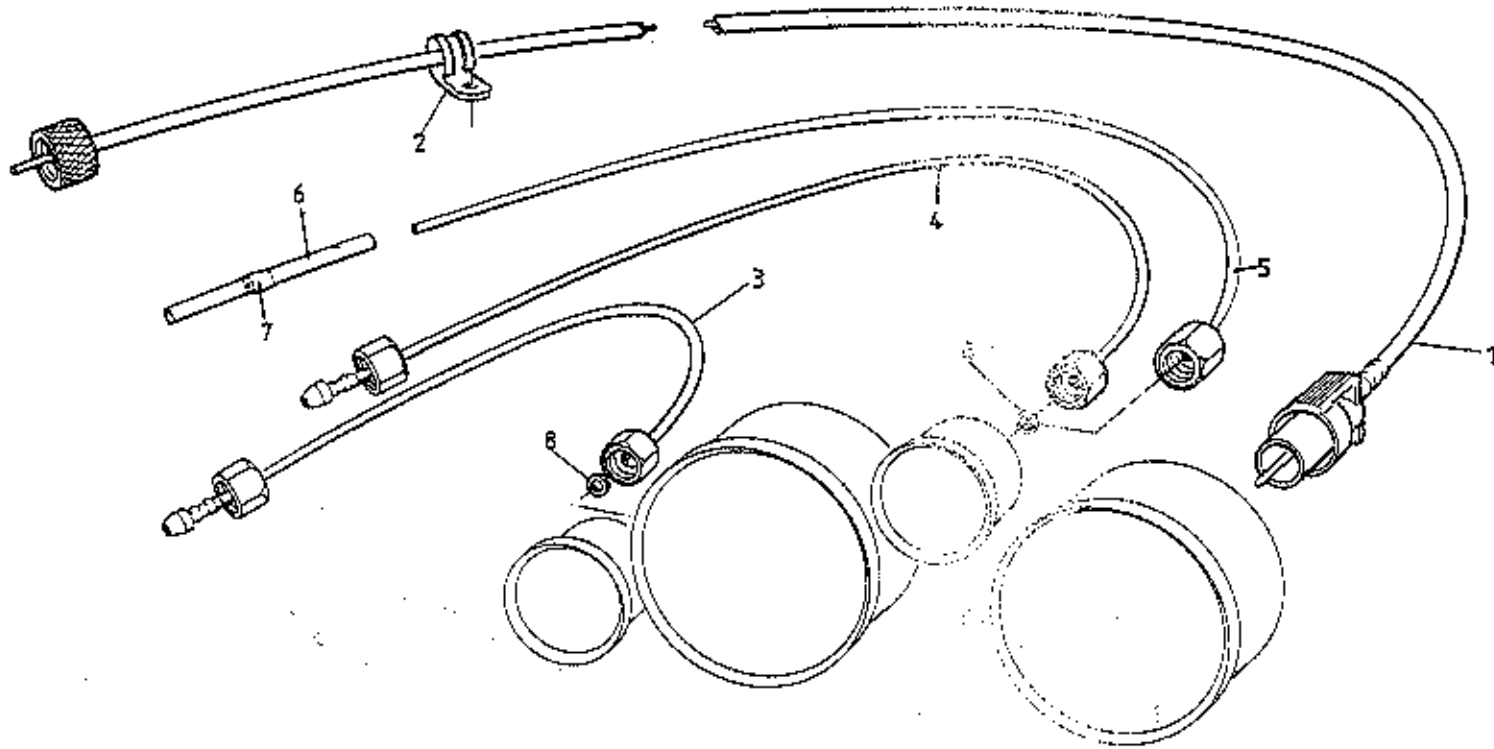
Lens, Low Coolant Level Tell-Tale

A082M6280F

1

Turbo 17.07A

d4p55



TURBO
17.09A

ILLUS
NO.



QUANTITY

MAINT

17.09A

DESCRIPTION

PART NUMBER

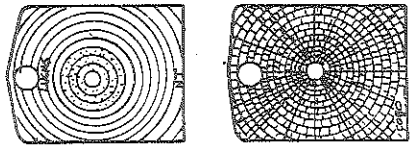
ALL

REMARKS

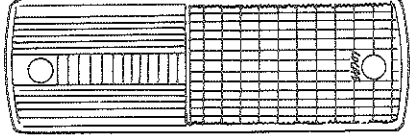
1	Speedo Cable	A079N6034F	1
2	'P' Clip, Cable to Chassis	A075Q6016F	1
3	Pipe, Oil Pressure Gauge , Nut Fitting	A079N4001F	1
4	Pipe, Boost Gauge, Nut Fitting	A079N4001F	1
5	Pipe, Boost Gauge, Plain End	A082N4019F	1
6	Connector Tube, Boost Pipe to Engine	A082N4020K	1
7	Restrictor, Boost Gauge Pipe	A912E6452H	1
8	Washer, Oil/Boost Pipe to Gauge	A036N6000F	2

R/B Items 5,6,7 and Take-Off Elbow
A910E6772 (See 42.01A)

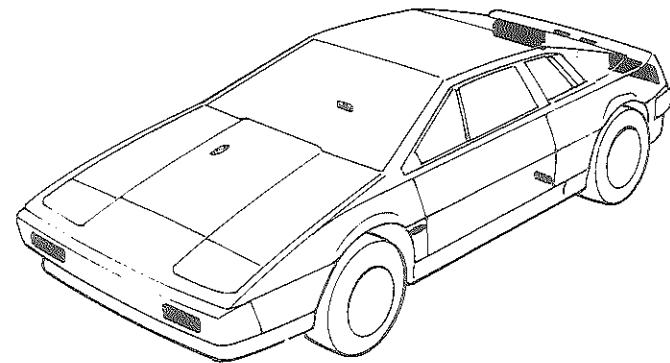
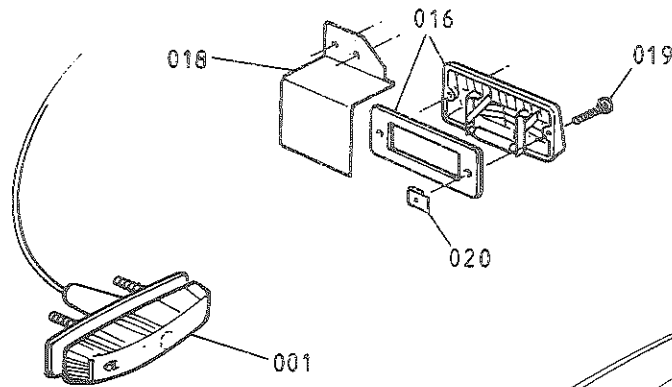
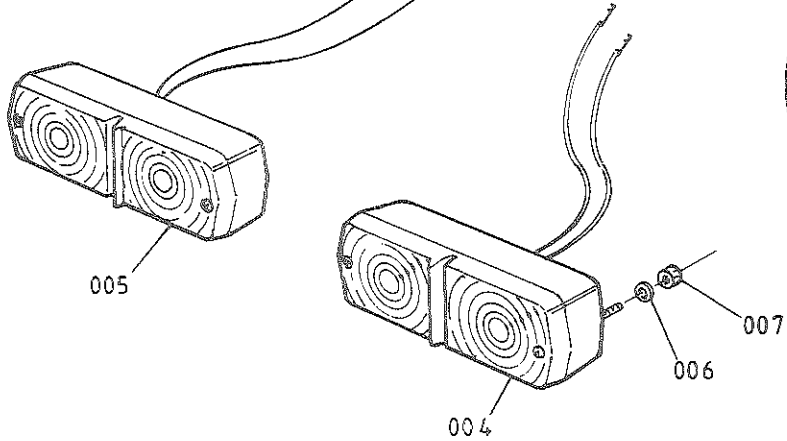
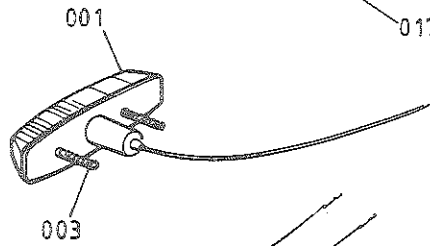
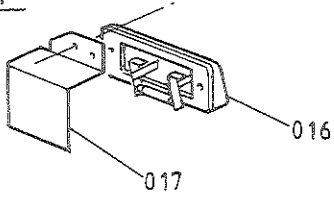
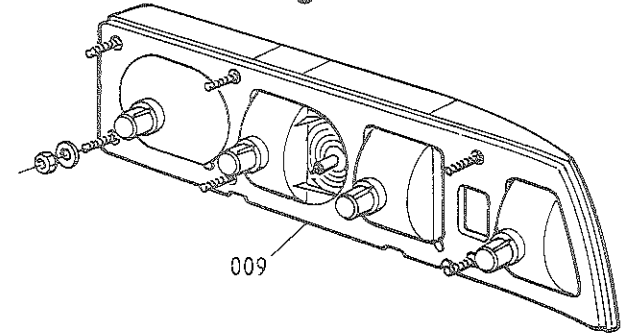
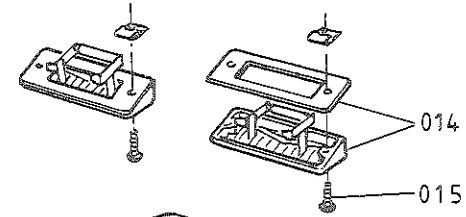
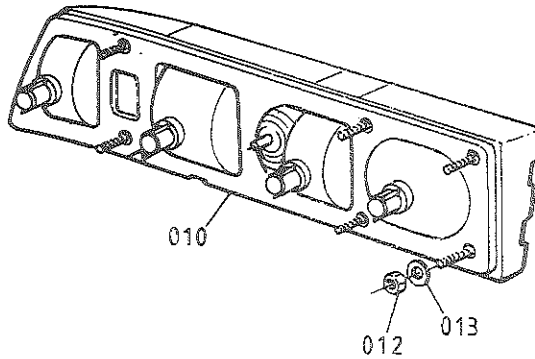
Turbo 17.09A



LUCAS CIRCULAR COBO CIRCULAR



LUCAS LINEAR DIFFUSION PATTERN
SIDE/TURN INDICATOR LAMP



TURBO
17.11A

Updated 2nd February 2015

ILLUS
NO.

MAY 1991

17.11A

DESCRIPTION

PART NUMBER

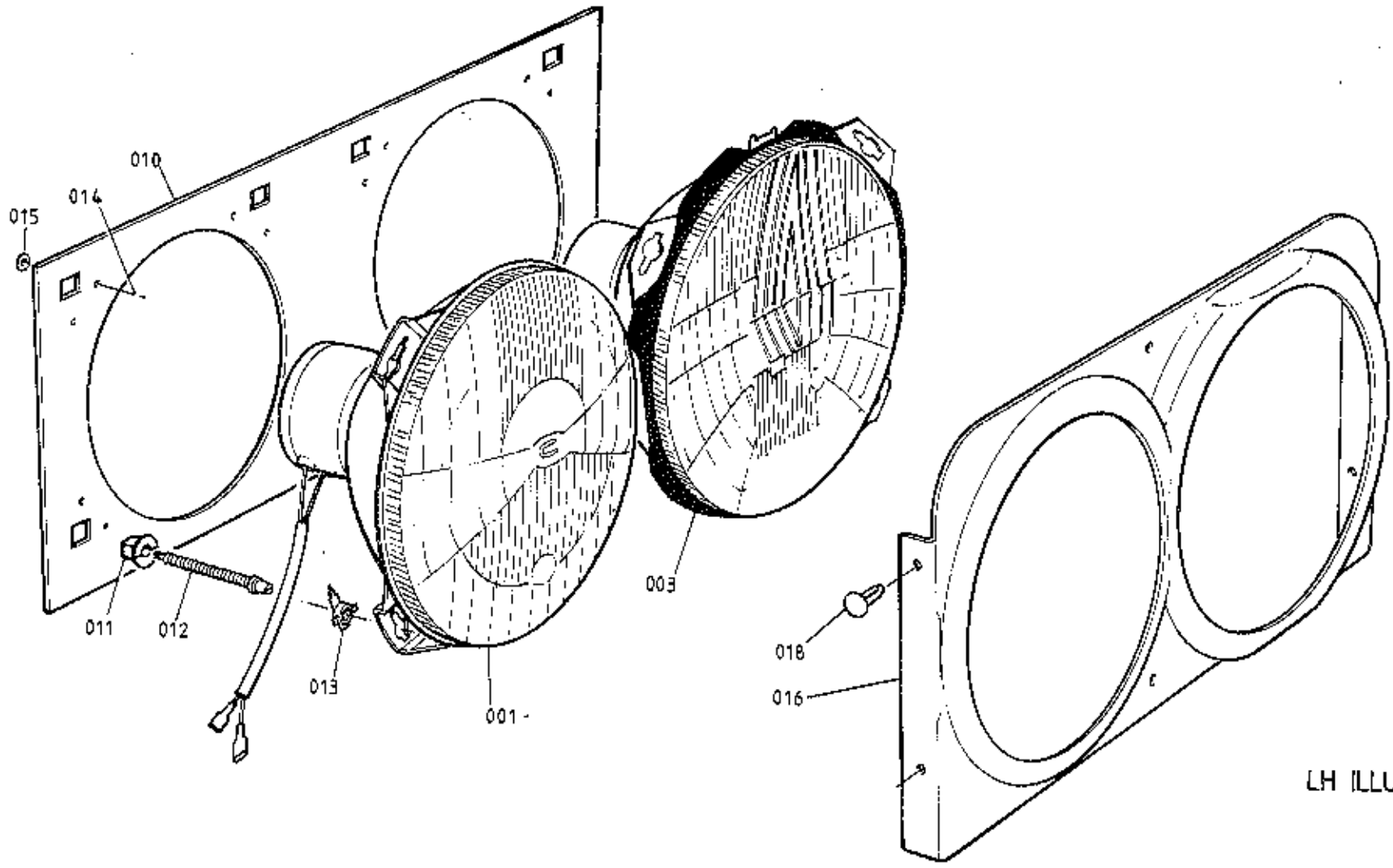
QUANTITY

ALL

REMARKS

	Turn Repeater Lamp	A075M6140W	2		R/B Lamp A082M6180F and Extension Harness A082M4188F
001	Turn Repeater Lamp	A082M6180F	2		
003	Screw, Lamp Fixing	A075W5028Z	4		
	Side/Turn Lamp, LH	A075M6029W	1		}
	Side/Turn Lamp, RH	A075M6028W	1		}Linear Diffusion Pattern, 'Lucas'
	Lens, Side/Turn Lamp	A075M6119Z	2		}
	Screw, Lamp Fixing	A075W5034Z	8		}
	Spire Nut, Lamp Fixing	A075W6171F	8		}
004	Side/Turn Lamp, LH	A089M6022F	1		}
005	Side/Turn Lamp, RH	A089M6021F	1		}Circular Diffusion Pattern, 'Lucas'
	Lens, Side/Turn Lamp	A089M6061F	2		}
006	Washer, Flat, Lamp Fixing	A075W4013Z	4		}
007	Nut, Nyloc, M6, Lamp Fixing	A075W3009Z	4		}
	Side/Turn Lamp, LH	A089M6073F	1		>
	Side/Turn Lamp, RH	A089M6074F	1		>Circular Diffusion Pattern, 'Cobo'
	Lens, Side/Turn Lamp	A089M6083F	2		>
	Setscrew, M6 x 25, Lamp Fix	A075W1031F	4		>
	Washer, M6, Lamp Fix	A075W4013Z	8		>
	Washer, Lamp Fix	A075W4017Z	2		>
	Nut, Nyloc, M6, Lamp Fix	A075W3009Z	4		>
009	Rear Lamp Assy. LH	A079M6093F	1		
010	Rear Lamp Assy. RH	A079M6094F	1		
012	Nut, Lamp Fix	A075W3008Z	12		
013	Washer, Lamp Fix	A075W4000Z	12		
014	Licence Plate Lamp	A082M6144F	2		
015	Screw, Lamp Fix	A075W5015Z	4		
016	'Door Open' Warning Lamp (inc. Gasket)	A082M6155F	2		
017	Shield, Door Lamp, LH	A082U4743K	1		
018	Shield, Door Lamp, RH	A082U4742K	1		
019	Screw, Lamp Fix	A075W5027Z	4		
020	Spire Nut, Lamp Fix	A079W6024F	4		

Turbo 17.11A



LH ILLUSTRATED

TURBO
17.13A

ILLUS
NO.

QUANTITY

MAY 1991

17.13A

DESCRIPTION

PART NUMBER

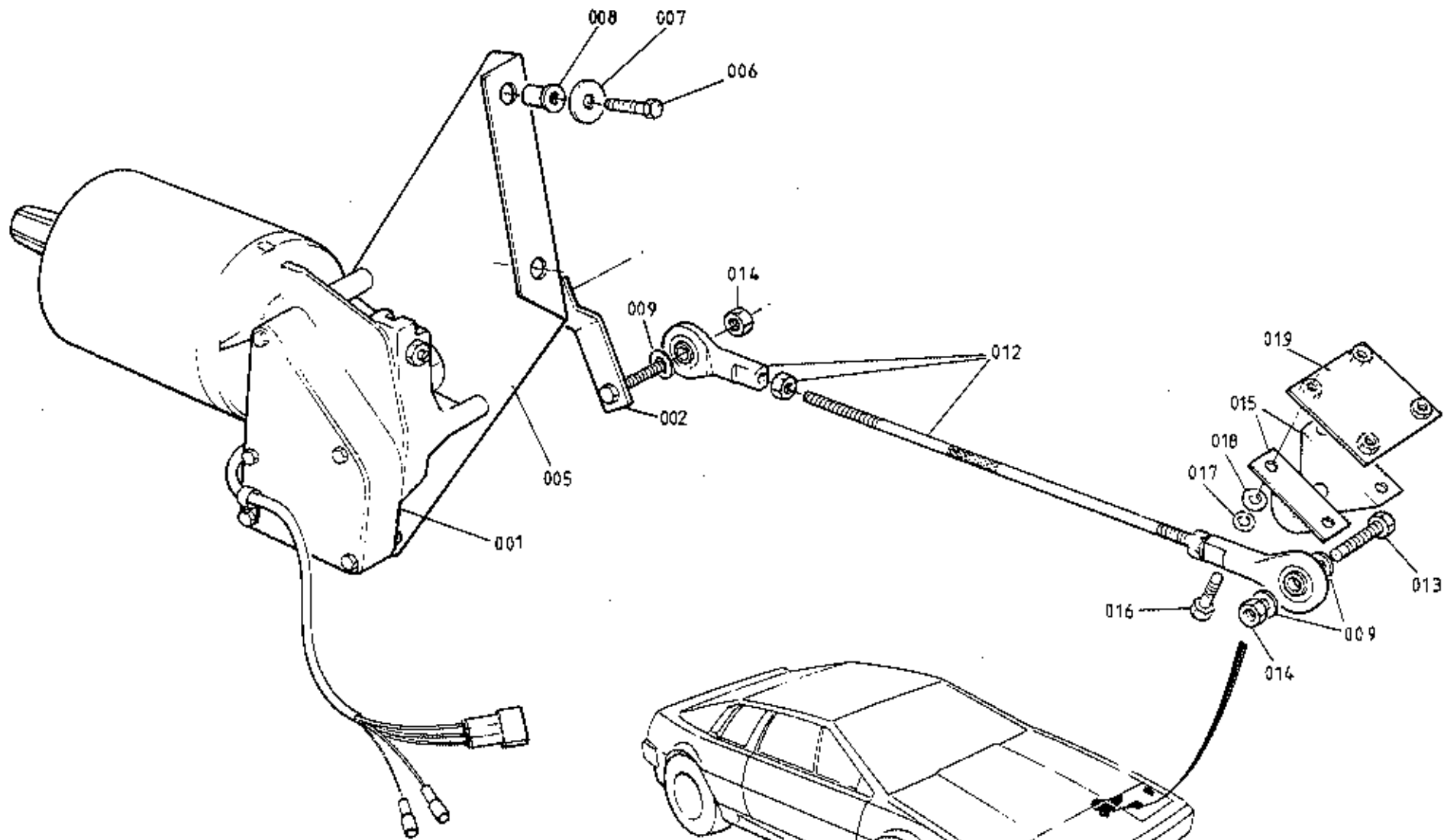
RHD

LHD

REMARKS

	Headlamp Assembly, Lucas/Hella	A079M6106K	4		Frame/Unit/Bulb	
	Headlamp Unit, Lucas/Hella	A079M6104F	4		Includes H4 Bulb	
	Headlamp Assembly, Lucas/Hella	A079M6105K		4	Frame/Unit/Bulb	
	Headlamp Unit, Lucas/Hella	A079M6103F		4	Includes H4 Bulb	
001	Headlamp Assembly, Inboard, Cibie	A082M6174F	2	2	Main Beam Only, HI Bulb	
003	Headlamp Assembly, Outboard, Cibie	A085M4223J	2		Unit/Carriage Plate/Bezel/H4 Bulb	
	Headlamp Assembly, Outboard, Cibie	A085M4224J		2	Unit/Carriage Plate/Bezel/H4 Bulb	
	Bulb, Halogen H4, Beam/Dip	A075M5126F	4/2	4/2		
	Bulb, Halogen HI, Beam Only	A082M6288F	2	2	Cibie Inboard	
	Bulb, Halogen, H4, Yellow	A079M6113F		4	France Only. Lucas/Hella Lamps	
	Screw, Headlamp to Pod	A075W5043Z	16	16	Lucas/Hella	
	Spire Nut, Headlamp to Pod	A075W6016Z	16	16	Lucas/Hella	
010	Plate, Headlamp Mounting to Pod	A085M4217F	2	2	>	
011	Insert Bush, Adjuster Screw to Plate	A082M6207F	12	12	>	
012	Adjuster Screw, Headlamp Aim	A082M6206F	12	12	> Cibie Headlamps	
013	Capsule, 1/4 Turn, Headlamp Mounting	A085M6217F	12	12	>	
014	Pop Rivet, Mtg. Plate to Pod	A075W6069F	32	32	>	
015	Washer, Pop Rivet	A075W4062F	32	32	>	
	Surround, Headlamps, LH	A079U4449K	1	1)	
	Surround, Headlamps, RH	A079U4450K	1	1)Lucas/Hella Headlamps	
	Screw, Surround to Pod	A075W5030F	8	8)	
016	Surround, Headlamps, LH SR	A085M4222K	1	1	>Prior to VIN 82 D 2265	>
	Surround, Headlamps, RH SR	A085M4221K	1	1	> 82 - 0625	> Cibie
	Surround, Headlamps, LH SR	B085M4222K	1	1)From VIN 82 D 2265	> Headlamps
	Surround, Headlamps, RH SR	B085M4221K	1	1) 82 - 0625	>
018	Button Clip, Surround to Pod	A075W6192F	12	12		

Turbo 17.13A



TURBO
17.15A

ILLUS
NO.



MAY 1991

17.15A

DESCRIPTION

PART NUMBER

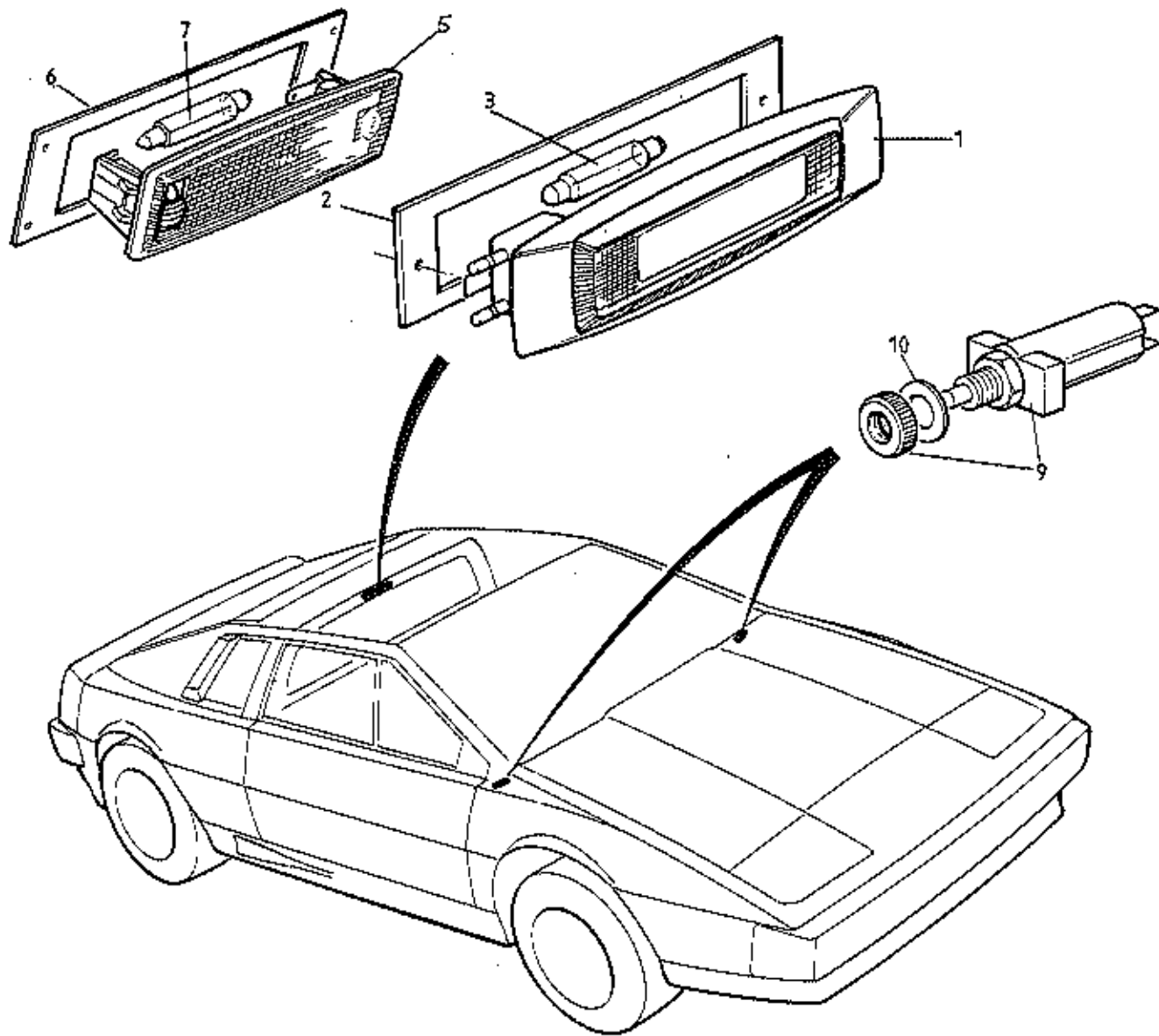
QUANTITY

ALL

REMARKS

001	Motor Assembly, Headlamp Pod	B079M6047F	2		R/B A082M4584F Inc. Rotary Link
002	Motor Assembly, Headlamp Pod	A082M4584F	2		
002	Rotary Link	D079M4055K	2		
005	Bracket, Headlamp Motor Mounting	A079U4453K	2		
006	Setscrew, 1/4" UNF x 3/4" Brkt/Body	A075W1005Z	8		
007	Washer, Bracket/Body	A075W4015Z	8		
008	Rawlmut, 1/4" UNF, Bracket/Body	A075W6036Z	8		
009	Washer, Flat, Rod End	A075W4013Z	8		
	Connecting Link, Pod Actuation	A079U4455F	2)
	Rod End, 1/4" UNF, Connecting Link	A079U6031F	4)R/B Assembly A082U5006F
	Locknut, 1/4" UNF, Rod End	A075W3038Z	4)
012	Linkage Assembly, Pod Actuation	A082U5006F	2		M5 RH/LH Threads
013	Setscrew, M6 x 30, Link to Pod	A075W1032Z	2		
014	Nut, Nyloc, M6, Link Fixing	A907E6285F	4		
015	Bracket, Link to Pod	A079U4454K	4		
016	Setscrew, M6 x 18, Bracket to Pod	A075W1029F	8		
017	Washer, Shakeproof, Bracket to Pod	A075W4046Z	8		
018	Washer, Flat, Bracket to Pod	A075W4015Z	8		
019	Tapping Plate, Bracket to Pod	A079U4517F	2		

Turbo 17.15A



TURBO
17.17A

ILLUS
NO.

MAY 1991

QUANTITY

17.17A

DESCRIPTION

PART NUMBER

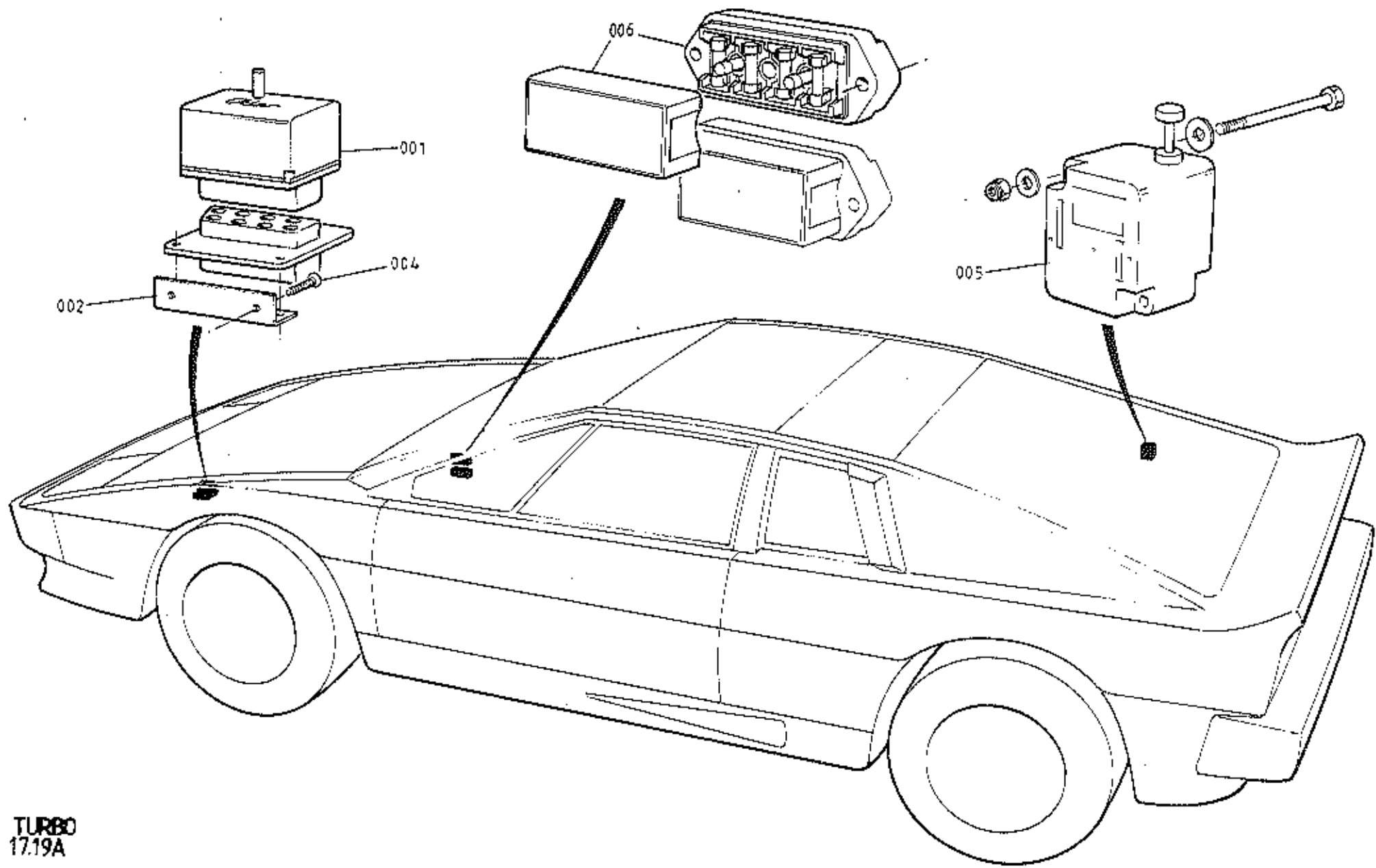
ALL

REMARKS

1	Interior Lamp (with rocking lens switch)	A082M6156F	1	
2	Bracket, Interior Lamp Mounting	A082U4726K	1	
3	Bulb, Festoon, Interior Lamp, 6W	A083M6292F	1	
5	Interior Lamp (with button switch)	A083M6291F	1	
6	Bracket, Interior Lamp Mounting	B079V4454K	1	
7	Bulb, Festoon, Interior Lamp, 10W	A082M6310F	1	
9	Door Switch, Courtesy Lamp	A075M6044Z	2	
10	Spacer Washer, Fibre, Switch Adjust	A075W4057Z	A/R	

From 1986

Turbo 17.17A



TURBO
17.19A

ILLUS
NO.



QUANTITY

1651 ABW

17.19A

DESCRIPTION

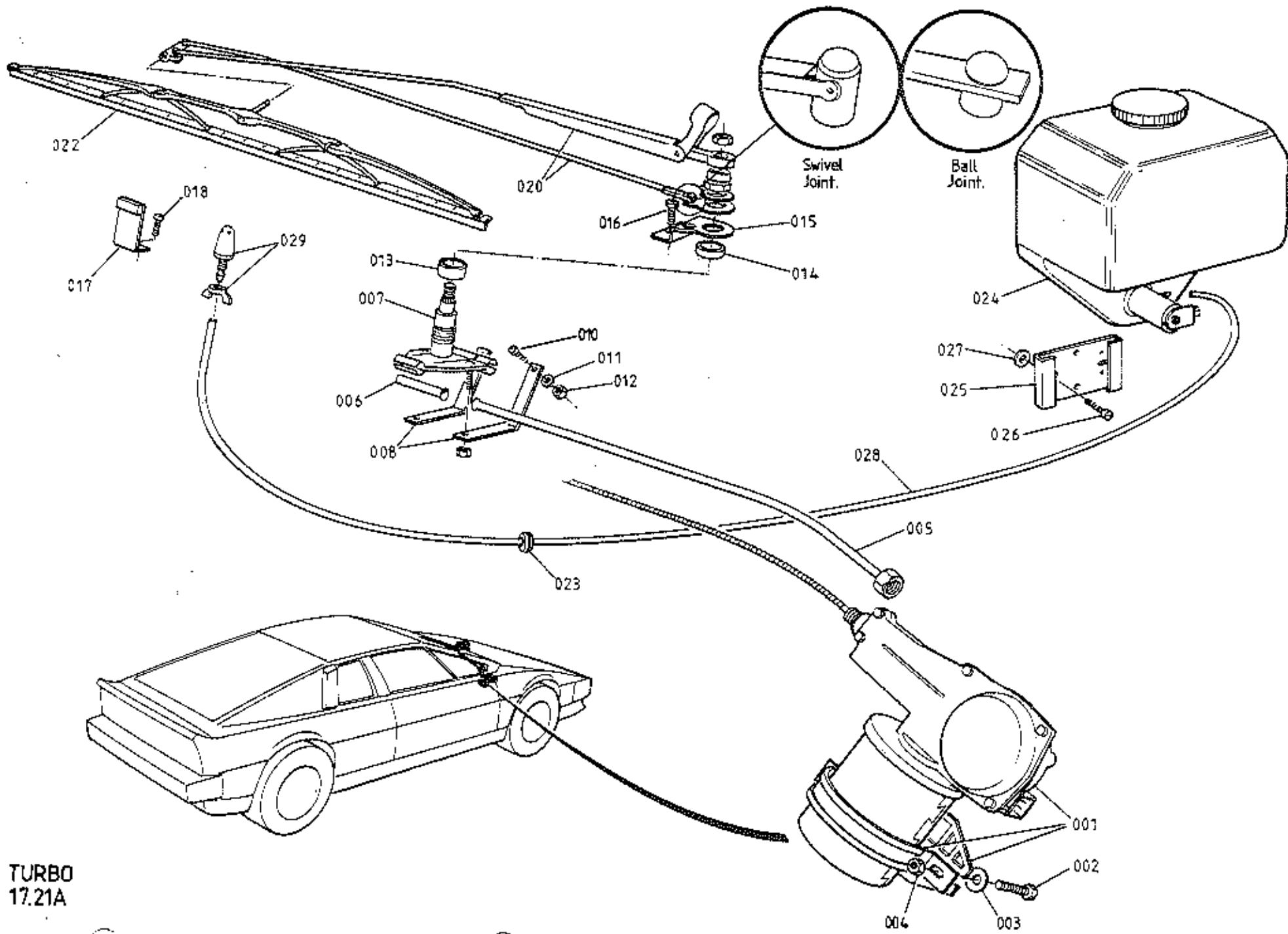
PART NUMBER

ALL

REMARKS

001	Thermal Trip, 3-Way, Rad. Fans	A082M6196F	1	Red Spot. R/B B082M6196F Green Spot
	Thermal Trip, 3-Way, Rad. Fans	B082M6196F	1	
002	Mounting Bracket, Thermal Trip	A082M4196F	1	
	Pop Rivet, Trip Connector Mldg/Brkt.	A075W6096F	1	
004	Screw, Mounting Bracket to Body	A075W5012F	2	
005	Inertia Switch, Fuel Pump Cut Out	B079M6133F	1	
	Bolt, M5 x 50, Switch Fix	A079W2026F	2	
	Nut, Full, M5, Switch Fix	A082W3084F	2	
	Washer, Shakeproof, Switch Fix	A075W4045Z	2	
006	Fusebox	A079M6037F	2	
	Screw, 2BA x 1", Fusebox Fixing	A075W5054Z	4	
	Nut, Nyloc, 2EA, Fusebox Fixing	A075W3001Z	4	

Turbo 17.19A



TURBO
 17.21A

ILLUS
NO.

QUANTITY

MAY 1977

17.21A

DESCRIPTION

PART NUMBER

RHD

LHD

REMARKS

001

Wiper Motor, 16W
Wiper Motor, 29W, Inc. Clamp & Pad
Clamp & Pad, Motor MountingB075M6021F
A085M6163F
A079M4022F1
1
11
1
1R/B A085M6163F
Bronze Coloured Motor Casing

002

Setscrew, M6 x 30, Clamp to Body

A075W2028Z

2

2

003

Washer, 25mm O/D, Motor Mtg.

A075W4017Z

2

2

004

Nut, Nyloc, M6, Motor Mtg.

A075W3009Z

2

2

005

Bundy Tube, Motor to Wheelbox

A079M4140F

1

1

006

Bundy Tube, Wheelbox Run-out
Wheelbox Assembly, Inc. NutsX026M0012J
A076M0309F1
11
1For 'Push-On' Type Wiper Arm
R/B B083M6227F With Associated
Parts - when stocks areBracket, Wheelbox Stabilising
Setscrew, Bracket to Body
Washer, Bracket to Body
Nut, Torqloc, Bracket to Body
Spacer, Wheelbox to Body
Spacer, Locking Plate to Body
Locking Plate, Pantograph Arm
Locking Plate, Pantograph Arm
Screw, Locking Plate to BodyA079M4021K
A075W1003F
A075W4000Z
A075W3000Z
A079M4077F
A079M4077F
A079M4015K
A079M4016K
A075W5040Z2
2
2
2
1
1
1
1
12
2
2
2
1
1
1
1
1

'Push-on' Wiper Arm

007

Wheelbox Assembly Inc. Nuts

B083M6227F

1

1

>

008

Bracket, Wheelbox Stabilising

A085U4788K

2

2

>

010

Setscrew, Bracket to Body

A075W1003F

2

2

>

011

Washer, Bracket to Body

A075W4000Z

2

2

>'Bolt-on'

012

Nut, Torqloc, Bracket to Body

A075W3000Z

2

2

> Wiper Arm

013

Spacer, Wheelbox to Body, 13mm

B085U4789F

1

1

>

Spacer, Wheelbox to Body, 9mm

A079M4077F

1

1

>

014

Spacer, Locking Plate to Body, 9mm

A079M4077F

1

1

With p/g swivel joint >

Spacer, Locking Plate to Body, 6.5mm

A082M4256K

1

1

with p/g ball joint >

ILLUS
NO.

QUANTITY

MAY 1991

17.21A

DESCRIPTION

PART NUMBER

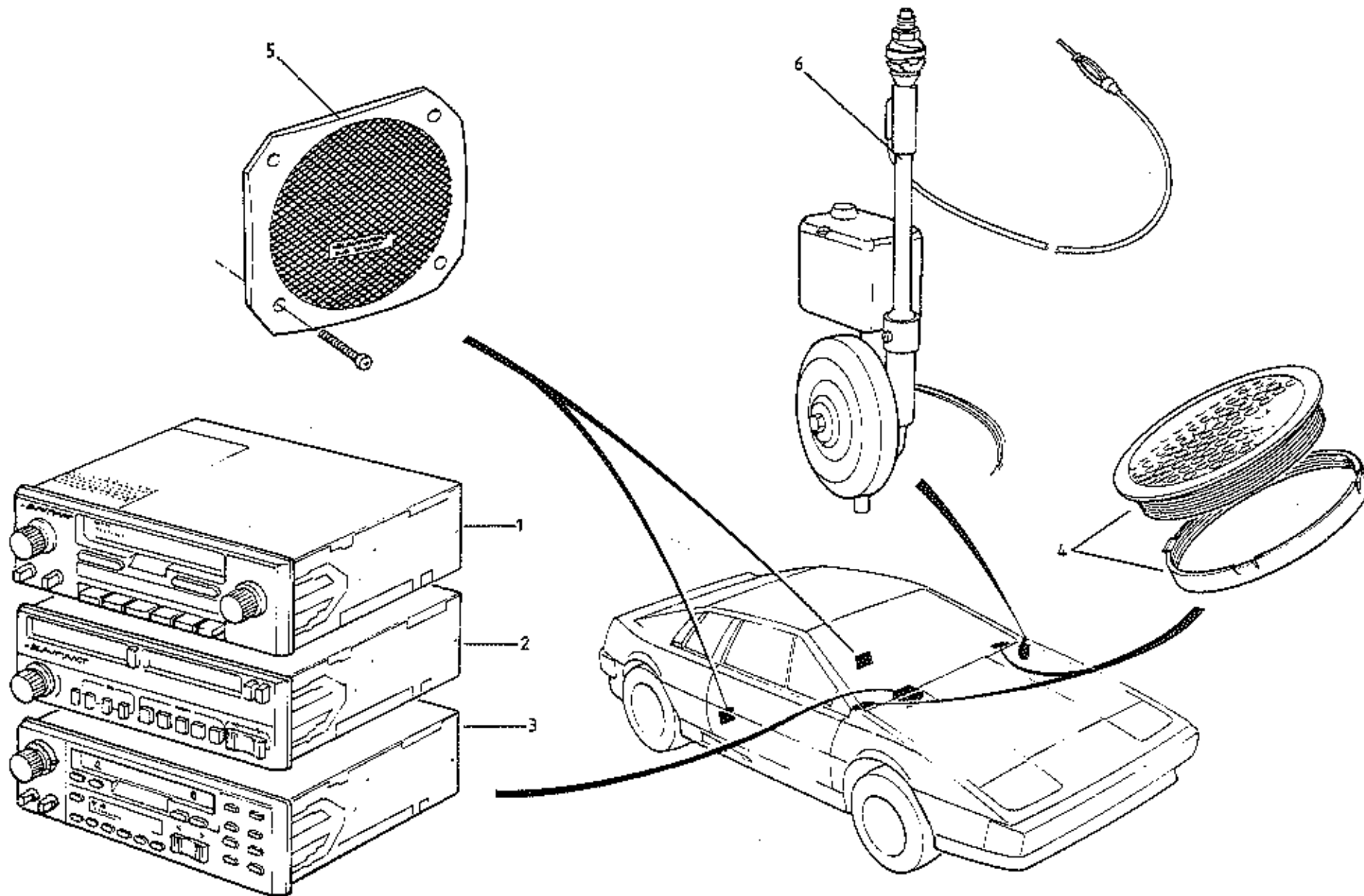
RHD

LHD

REMARKS

015	Locking Plate, Pantograph Arm	A085U4790K	1		with p/g swivel joint >
	" " " "	B082M4258F	1		with p/g ball joint >
	" " " "	A085U4791K		1	with p/g swivel joint > 'Bolt-on'
	" " " "	B082M4257F		1	with p/g ball joint > Wiper Arm
016	Screw, Locking Plate to Body	A075W5040Z	1	1	with p/g swivel joint >
	Screw, Locking Plate to Body	A075W5040Z	2	2	with p/g ball joint >
017	Bracket, Downstop	A079M4034K	1	1	
018	Screw, Downstop Fixing	A075W5040Z	2	2	
	Wiper Arm Assembly	A079M4000F	1)
	Wiper Arm Assembly	A079M4033F		1) 'Push-on' Wiper Arm
	Bezel	A079M6085F	1	1)
020	Wiper Arm Assembly	A085M4154F	1		>
	Wiper Arm Assembly	A085M4155F		1	> 'Bolt-On' Wiper Arm with Pantograph
	Washer, Wiper Arm Nut	A089M6038F	1	1	> Arm Swivel Joint
	Adaptor Plate, Wiper Arm	A082U6207F	1	1	Converts Swivel Joint to Ball Joint
	Wiper Arm Assembly	B082M4242J	1)
	Wiper Arm Assembly	B082M4243F		1) 'Bolt-On' Wiper Arm with Pantograph
	Washer, Wiper Arm Nut	A089M6038F	1	1) Arm Ball Joint
022	Wiper Blade	A079M6015F	1	1	
023	Grommet, Washer Tubing	X036B6150Z	1	1	
024	Washer Pump & Reservoir Assembly	A079M6010F	1	1	
025	Mounting Bracket, Washer Reservoir	A075M6069Z	1	1	
026	Screw, Washer Brkt. to Body	A075W5014F	3	3	
027	Washer, Washer Brkt. to Body	A075W4014Z	3	3	
028	Washer Tubing, 4mm	A050M6164V	A/R	A/R	
029	Twin Jet, Windscreen Washer	A082M6176F	1	1	

Turbo 17.21A
Page 2



TURBO
17.27A

LHD SHOWN

ILLUS
NO.



QUANTITY

MAY 1991

17.27A

DESCRIPTION

PART NUMBER

ALL

REMARKS

	Radio/Cassette Unit	A082M6166F	1	National Panasonic 973
	Radio/Cassette Unit	A084M6035F	1	National Panasonic 583
	Radio/Cassette Unit	A089M6027F	1	Motorola 'Lotus'
	Radio/Cassette Unit	A089M6051F	1	Sparkomatic SR309F
1	Radio/Cassette Unit	A089M6328F	1	Blaupunkt Cambridge
2	Radio/Cassette Unit	A089M6329F	1	Blaupunkt Boston
3	Radio/Cassette Unit	A082M6266F	1	Blaupunkt Toronto
	Radio/Cassette Unit	A089M6082F	1	Clarion '950'
	Radio/Cassette Unit	A089M5119F	1	Clarion '920'
	Fitting Kit, Blaupunkt Units	A082M6267F	1	R/B A082M6309F
	Fitting Kit, Blaupunkt Units	A082M6309F	1	
	Diode, 1 Amp, Radio Harness	B075M5141F	2)National Panasonic Unit
	Support Bracket, Radio to Tunnel	A079P4083K	1)
	Speaker, 4 ohm, Front/Rear	A082M6167F	2/4	Audax. No Grilles on Fascia
	Grille, Speaker, Rear Bulkhead	A082M6160F	2	With Audax Speakers
	Spacer, Speaker	A082M4115F	2/4	" " "
	Screw, M4 x 20, Front Speaker Fix	A079W5083F	6	" " "
	Nut, M4, Front Speaker Fix	A075W3019F	6	" " "
	Washer, Front Speaker Fix	A075W4011F	6	" " "
	Screw, Rear Speaker Fix	A075W5013F	8	" " "
	Speaker Cable, Rear, Short	B082M4118F	1	" " "
	Speaker Cable, Rear, Long	B082M4119F	1	" " "
	Speaker Cable, Front	A082M4580F	2	" " "
	Speaker, Oval, Door Mounted	A079M6017F	2	
	Harness, Door Speakers	A079M4101F	1	
	Speaker, Fascia, IOW	A082M6230F	2	Inc. Fascia Grille
	Speaker Cable, Front	B082M4580F	1	
4	Speaker, Fascia, 'Quickfit' 15W	A089M6327F	1pr)Blaupunkt
	Loom, Front Speaker	A082M4588F	1)
	Loom, Front Speaker	A082M4641K	1	Clarion

Turbo 17.27A
Page 1

ILLUS
NO.



QUANTITY

17.27A

DESCRIPTION

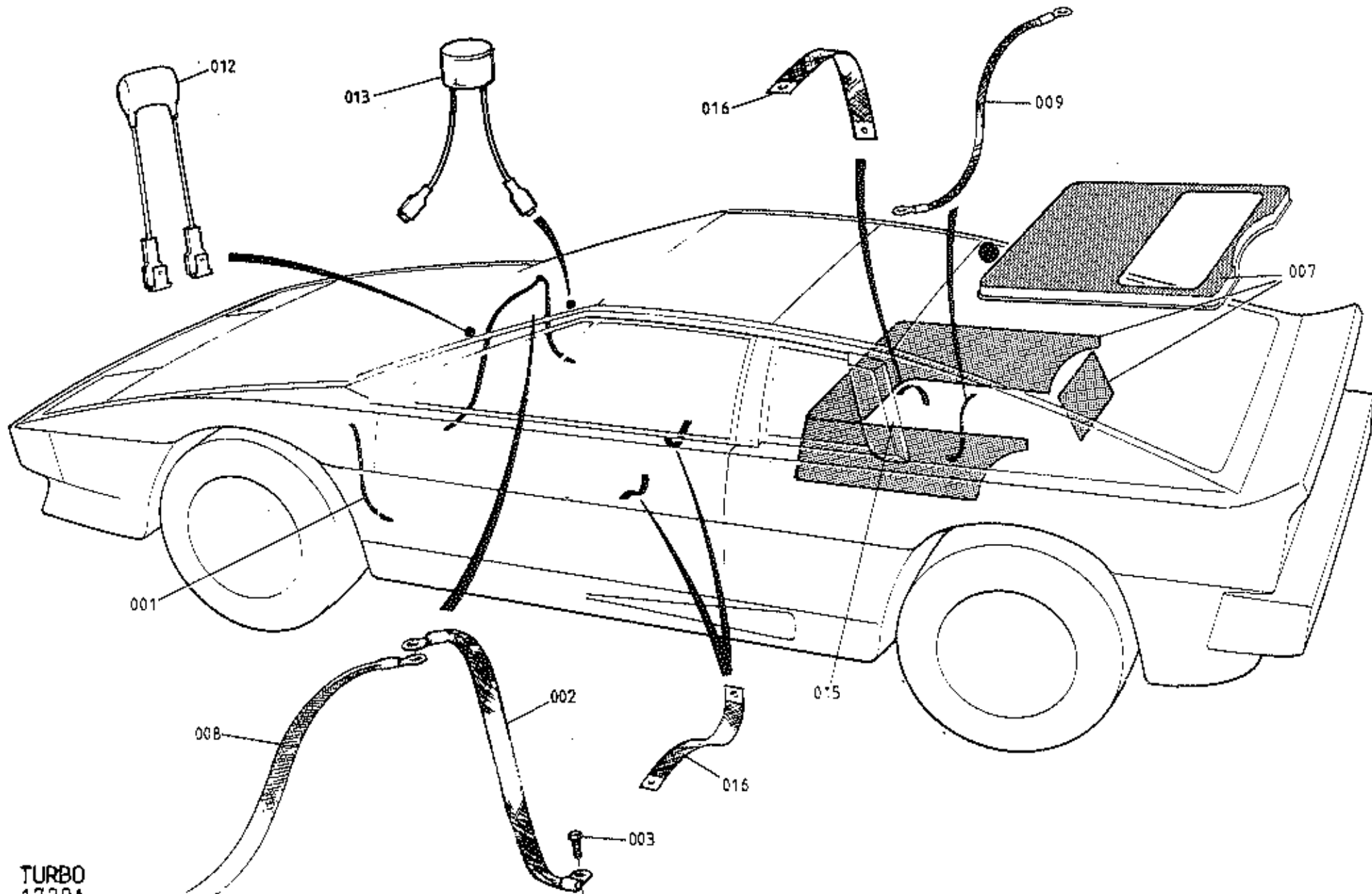
PART NUMBER

ALL

REMARKS

5	Speaker, Rear, 25W	A082M5231F	lpr	Blaupunkt))Routed Along Sill Routed Along Tunnel))Clarion Radio)) Nat. Panasonic, Motorola, Sparkomatic For A082M5149F
	Cable, Short, Rear Speaker	C082M4118F	1	
	Cable, Long, Rear Speaker	C082M4119F	1	
	Loom, Rear Speakers	A082M4589K	1	
	Speaker, Rear, Eurotech	A089M6079F	2	
	Grille, Rear Speaker, with Badge	A089M6080F	2	
	Badge, 'Lotus', Speaker Grille	A089U1725H	2	
	Cable Assembly, Rear Speakers	A082M4640K	1	
	Aerial, Electric, External Fit	A082M5149F	1	
	Relay, Electric Aerial	A083M6321F	1	
	6	Aerial, Electric, Internal Fit	A082M6271F	
Jump Harness, Aerial		A082M4145C	1	
Jump Harness, Ignition Feed		A082M4141C	1	
Jump Harness, Aerial/Radio		B082M4142C	1	
Harness, Radio Feed		A082M4577F	1	

Turbo 17.27A
Page 2



TURBO
17.29A

ILLUS
NO.

QUANTITY

MAY 1991

17.29A

DESCRIPTION

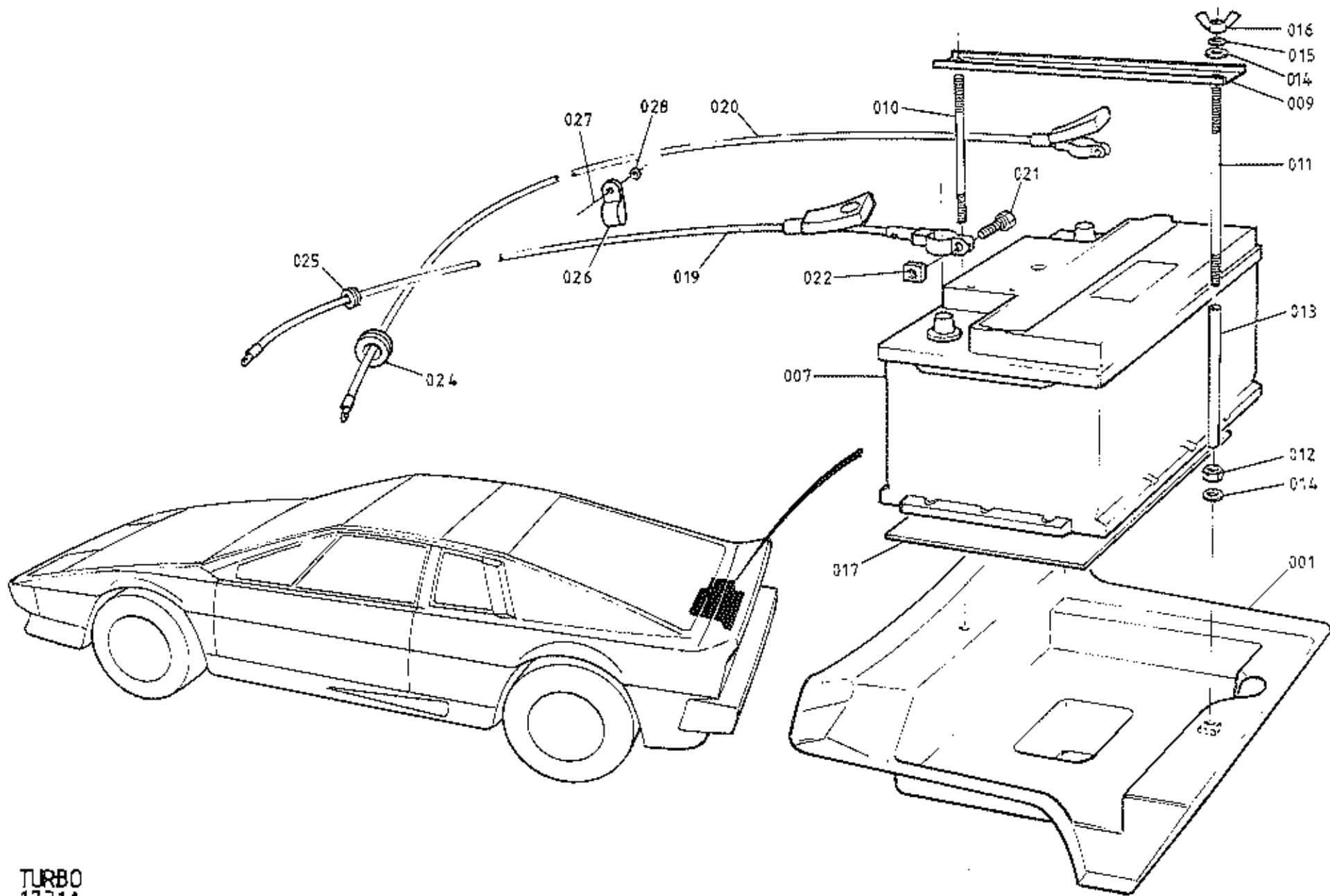
PART NUMBER

ALL

REMARKS

001	Earth Bond, LH Door to Scuttle Beam	B082M4171F	1		
002	Earth Bond, RH Door to Scuttle Beam	B082M4172F	1		
003	Setscrew, M6 x 20, Bond to Door Beam	A075W1030Z	2		
007	Foil, Screening	A065M6008V	5m		
008	Earth Bond, Chassis to Bulkhead	A082M4175F	1		
009	Earth Braid, Engine to Chassis	A082M4210F	1		
	Capacitor, 2 mf, Ignition Coil	A075M6096Z	1		
	Capacitor, 1 mf, Fuel Pump	A075M6097Z	1		
012	Capacitor, 1 mf, Stop Switch	A074M6008Z	1		
013	Capacitor, 1 mf, Voltage Stabiliser	A075M6100Z	1		
	Choke, Voltage Stabiliser	X050M6107Z	1		
015	Earth Lead, Timing Belt Tensioner	A082M4209F	1		
016	Earth Bond, Seat & Tanks to Chassis	A079M4094F	4		
	Earth Bond, Electric Aerial	A079M4091F	1		

Turbo 17.29A



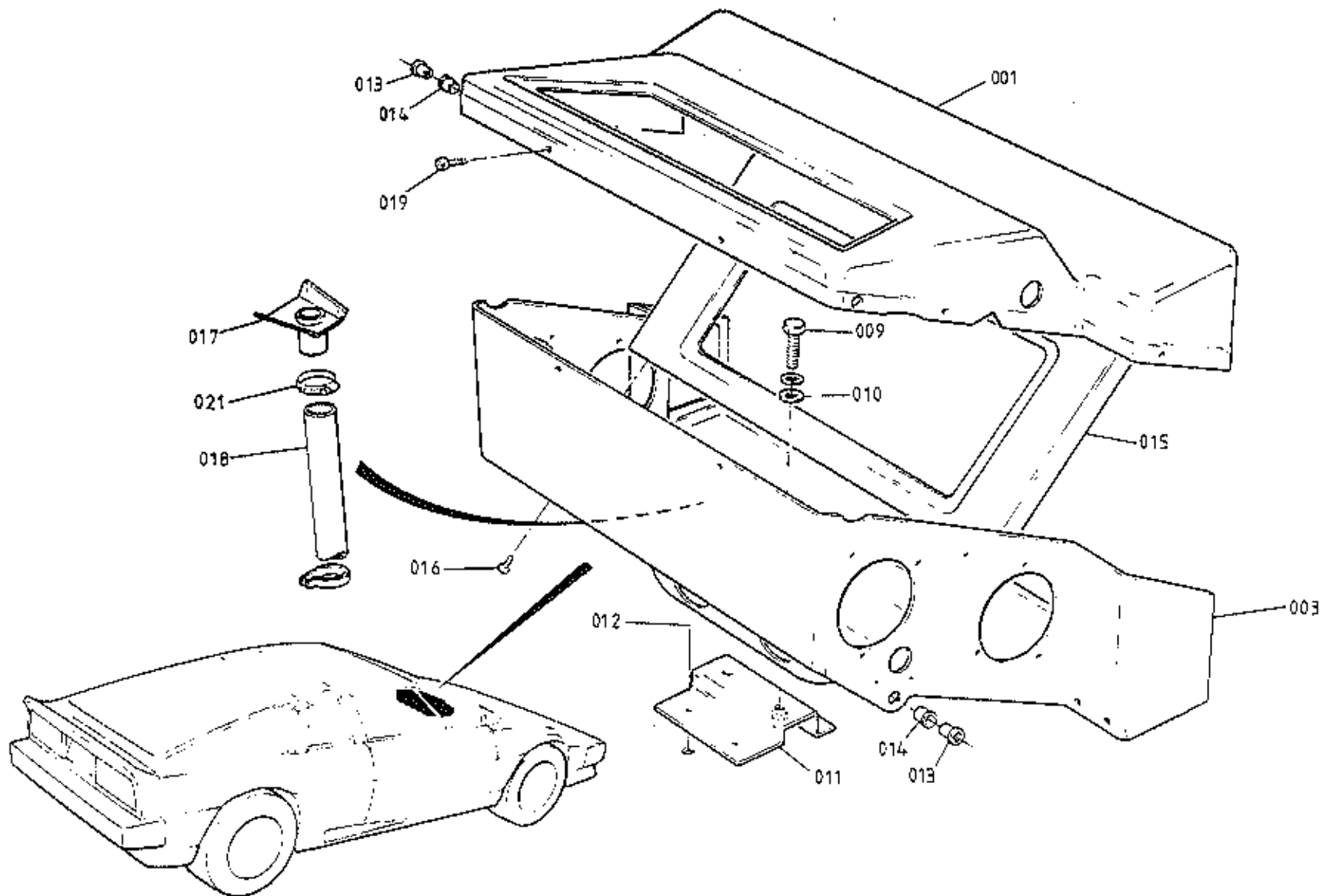
TURBO
 17.31A

ILLUS
NO.

MAY 1980

ILLUS NO.	DESCRIPTION	PART NUMBER	QUANTITY		REMARKS
			ALL		
17.31A					
001	Tray, Battery Carrier	A085B4359K	1		
	Battery, Chloride, Type 362	A076M6004F	1		R/B A082M6214F
	Battery, Chloride, Type 385	A082M6214F	1		
007	Battery, Tungstone, Type 065 Maintenance Free	A082M6169F	1		
	Battery, Tungstone, Type 088 Low Maintenance	A082M6284F	1		'87 M.Y. on
	Clamp Plate, Battery Retention	A082U4697K	1)
	Bolt, M8 x 35, Battery Retention	A075W2038Z	1)For Bolt Fixing
	Bolt, M8 x 100, Battery Retention	A075W2049Z	1)
	Washer, Flat, Battery Retention	A075W4020Z	2)
009	Clamp Plate, Battery Retention	A079U4471K	1		>Prior '87 M.Y.
	Clamp Plate, Battery Retention	A085U5115F	1		>'87 M.Y. on
010	Stud, Short, Battery Retention	A085M4166F	1		>
011	Stud, Long, Battery Retention	A085M4167F	1		>
012	Nut, M6, Stud Retention	A075W3020Z	2		> For Stud Fixing
013	Sleeving, Battery Stud	A085M6172V	270mm		>
014	Washer, Flat, Battery Stud	A075W4013Z	4		>
015	Washer, Spring, Battery Stud	A075W4035Z	4		>
016	Wing Nut, M6, Battery Retention	A075W3033Z	2		>
017	Pad, Battery	A085M4168F	1		
019	Battery Cable, Positive	A082M4107F	1		With Exide/Chloride Battery
	Battery Cable, Positive	A082M4157F	1		With Tungstone Battery
020	Battery Cable, Negative	A082M4108F	1		With Exide/Chloride Battery
	Battery Cable, Negative	A082M4158F	1		With Tungstone Battery
021	Bolt, 5/16" BSW, Battery Terminal	A082M5201F	2		
022	Nut, 5/16" BSW, Battery Terminal	A082M5202F	2		
024	Grommet, Battery Cable/Harness	A075P6021F	3		
025	Grommet, Pos. Cable	A079U6033F	1		With Exide/Chloride Battery
	Grommet, Pos. Cable	X036J6026F	1		With Tungstone Battery
026	'P' Clip, Battery Lead Securing	A075W6200Z	1		
027	Pop Rivet 'P' Clip	A075W6092Z	1		
028	Washer, Pop Rivet	A075W4001Z	1		

Turbo 17.31A



TURBO
1801A

ILLUS
NO.

QUANTITY

MAY 1991

18.01A

DESCRIPTION

PART NUMBER

RHD

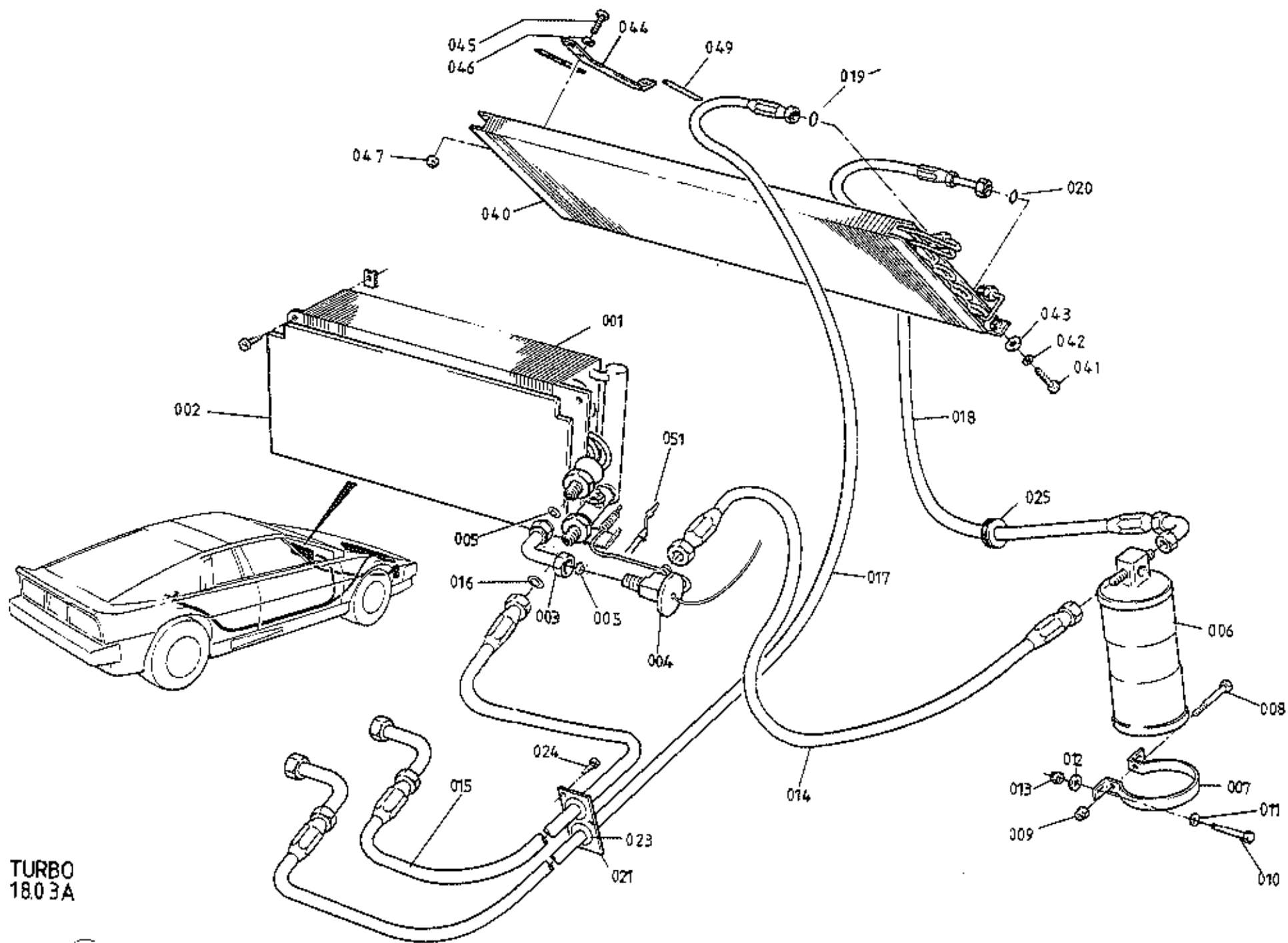
LHD

REMARKS

001	Heater Assembly	A082P4168K	1)Inc. Heater Matrix, Evaporator) (A/C Only), Vac. Valves,) Control Cables, Rotary) Controls Heater Only Air Conditioning Heater Only Air Conditioning Heater Only Air Conditioning Heater Only Air Conditioning
	Heater Assembly	A082P4167K		1	
	Heater/Air Conditioning Assembly	A082P4206K	1		
	Heater/Air Conditioning Assembly	A082P4205K		1	
	Case, Upper	A079P4154K	1		
	Case, Upper	A079P4136K	1		
	Case, Upper	A079P4155K		1	
	Case, Upper	B079P4108K		1	
003	Case, Lower	A079P4156K	1		
	Case, Lower	A079P4137J	1		
	Case, Lower	A079P4157K		1	
	Case, Lower	A079P4109K		1	
009	Setscrew, M6 x 12, Case to Mtg. Brkt.	A075W1027Z	2	2	
010	Washer, Flat, Case to Mtg. Brkt.	A075W4013Z	2	2	
011	Mounting Bracket, Case to Tunnel	A079P4096K	1	1	
012	Pop Rivet, Mtg. Brkt. to Tunnel	A075W6091Z	2	2	
013	Bush, Flap Pivot, Inner	A089P0268F	4	4	
014	Bush, Flap Pivot, Outer	A075P6064F	4	4	
015	Closing Panel	A079P4112K	1	1	
016	Screw, Closing Panel to Case	A075W5032Z	2	2	
017	Drain Adaptor, Main Case	A079P4106K	1	1	
018	Drain Tube, 5/8" PVC	A075D6083V	0.4m	0.4m	
019	Screw, Upper/Lower Case Fix	A075W5032Z	9	9	
021	Hose Clip, 16-25mm, Drain Tube	A079K6018F	1		

Turbo 18.01A

TURBO
1803A



ILLUS
NO.

QUANTITY

MAY 1991

18.03A

DESCRIPTION

PART NUMBER

RHD

LHD

REMARKS

	Evaporator	A079P4139F	1		
001	Evaporator	A079P4080F		1	
002	Foam, Open Mesh	A075P0206F	1	1	
003	Elbow Adaptor	A079P6017F		1	
004	Expansion Valve	A079P6012F	1	1	
005	Flare Gasket, 10.4mm	A082P4241F	1	2	Exp. Valve/Elbow/Evaporator
006	Receiver Drier	A079P6011F	1	1	
007	Bracket, Receiver Drier	A075P0089F	1	1	R/B A089P0278F
	Bracket, Receiver Drier	A089P0278F	1	1	
008	Bolt, M6 x 50, Bracket Clamping	A075W2032Z	1	1	Use with Bracket A075P0089F
	Bolt, M6 x 30, Bracket Clamping	A075W2028Z	1	1	Use with Bracket A089P0278F
009	Nut, Nyloc, M6, Brkt. Clamping	A075W3009Z	1	1	
010	Setscrew, M6 x 20, Brkt. to Body	A075W1030Z	2	2	
011	Washer, Flat, Brkt. to Body	A075W4015Z	2	2	
012	Washer, 25mm O/D, Brkt to Body	A075W4017Z	2	2	
013	Nut, Nyloc, M6, Brkt. to Body	A075W3009Z	2	2	
	Hose, Receiver/Drier to Exp. Valve	A079P4135F	1		
014	Hose, Receiver/Drier to Exp. Valve	A079P4077F		1	
	Hose, Evaporator to Compressor	A082P4204F	1		Dry Sump Engine
	Hose, Evaporator to Compressor	A079P4134F	1		Wet Sump Engine
	Hose, Evaporator to Compressor	A082P4203F		1	Dry Sump Engine
015	Hose, Evaporator to Compressor	A079P4078F		1	Wet Sump Engine
016	Flare Gasket, Hose to Evaporator	A082P4242F	1	1	15.7mm
	Hose, Compressor to Condenser	A082P4202F	1		Dry Sump Engine
	Hose, Compressor to Condenser	A082P4232F	1		Wet Sump Engine
	Hose, Compressor to Condenser	A082P4201F		1	Dry Sump Engine
017	Hose, Compressor to Condenser	A082P4234F		1	Wet Sump Engine
	Heatshield Wrap, Discharge Hose	A082P4235F		1	Dry Sump Engine
	Grommet, Fridge Hose/Engine Bay (Black)	A075P6021Z	2	2)As Fitted
	Grommet, Fridge Hose/Engine Bay (Grey)	A082P6045F	2	2)
018	Hose, Condenser to Receiver/Drier	A082P4170F	1	1	
019	'O' Ring, 1/2", Condenser Inlet	A075P6084F	1	1	
020	'O' Ring, 3/8", Condenser Outlet	A075P6083F	1	1	
021	Plate, Grommet	B079P4084K	1	1	
023	Grommet, Fridge Hoses/Bulkhead	A046K6001Z	2	2	

Turbo 18.03A
Page 1

d4p71

ILLUS
NO.

QUANTITY

18.03A

DESCRIPTION

PART NUMBER

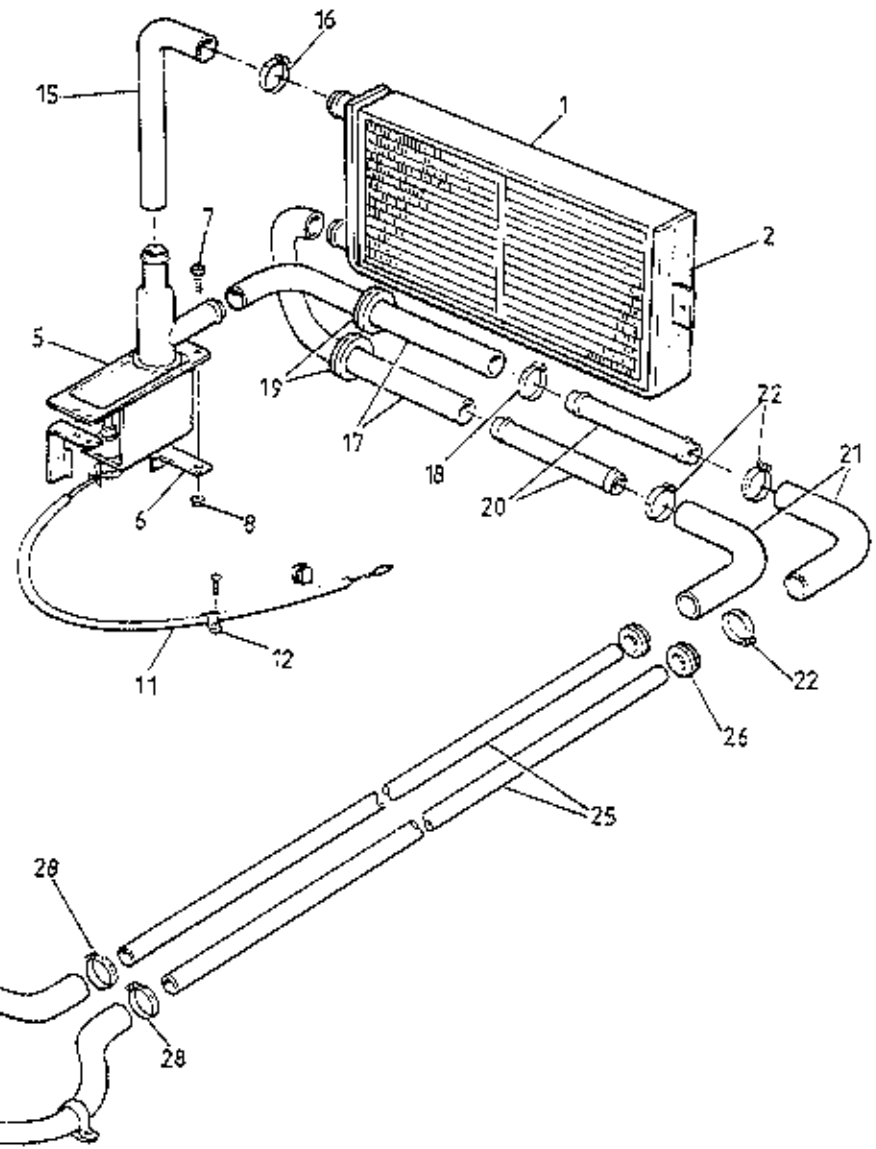
RHD

LHD

REMARKS

024	Screw, Grommet Plate Fixing	A075W5015P	4	4	
025	Grommet, Fridge Hoses	A075P6021K	4	5	
040	Condenser	C082P4160F	1	1	
	Foam Strip, Condenser to Radiator	A075B6015V	0.5m	0.5m	
041	Setscrew, M8 x 20, Condenser to Duct	A075W1038Z	2	2	
042	Washer, Shakeproof, Condenser to Duct	A075W4048Z	2	2	
043	Washer, 25mm O/D, Condenser to Duct	A075W4021Z	2	2	
044	Bracket, Condenser Support	A082P4163K	2	2)Prior to '87 M.Y.
	Bracket, Condenser Support	A082P4251F	2	2)'87 M.Y. On
045	Setscrew, M6 x 16, Brkt. to Condenser	A075W1028Z	4	4	
046	Washer, Flat, Brkt. to Condenser	A075W4013Z	4	4	
047	Nut, Nyloc, M6, Brkt. to Condenser	A075W3009Z	4	4	
049	Neoprene Strip, Anti-Chafe	B075U6054V	640	320	mm
	Tape, Non-Drip, Evaporator Connections	A075P6086V	A/R	A/R	
051	Thermistor	A085P6038P	1	1	Strapped to Evaporator

Turbo 18.03A
Page 2



TURBO
1805A

ILLUS
NO.

QUANTITY

MAY 1991

18.05A

DESCRIPTION

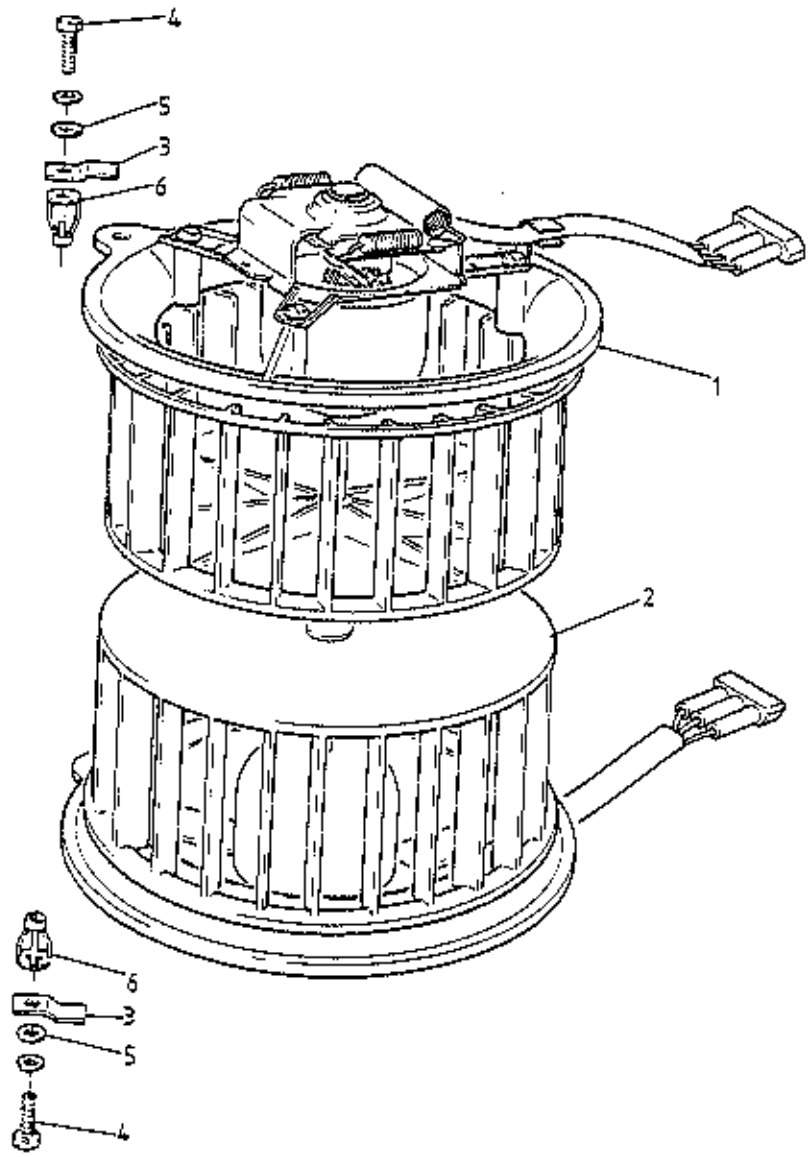
PART NUMBER

ALL

REMARKS

1	Heater Matrix	A075P6055Z	1		
2	Foam, Heater Matrix to Case	A075P0194K	2		
5	Water Valve	A075P6060F	1		
6	Bracket, Water Valve Mounting, RHD	A079P4144K	1		
	Bracket, Water Valve Mounting, LHD	A079P4104K	1		
7	Setscrew, Bracket to Water Valve	A075W1000Z	1		
8	Nut, Bracket to Water Valve	A075W3000Z	1		
	Bracket, Cable Abutment	A079P4105K	1)
	Clip, Cable Abutment	A075W6117F	1) Prior to Spot Welded Abutment Bracket
	Setscrew, Abutment Bracket to Valve	A075W1000Z	2)
	Nut, Abutment Bracket to Valve	A075W3000Z	2)
	Clamp, Cable to Water Valve	A082P4244F	1) Used with Spot Welded Abutment Bracket
11	Hose, Capillary Line Protection	A050M6165Z	25	mm	
12	Clip, Capillary Line	A075W6223F	2		
15	Hose, Water Valve to Matrix	A079P4142F	1		
16	Hose Clip	A079K6018K	2		
17	Hose, Valve Inlet/Matrix Outlet	A079P4056F	2		
18	Hose Clip	A079K6018K	4		
19	Grommet, Hoses Through Body	A075P6021Z	2		
20	Connector Pipe, Heater Hose	B075K0111F	2		
21	Elbow Hose, Heater Pipe, Front	A075P0189F	2		
22	Hose Clip, Elbow Hose	A079K6018K	4		
25	Pipe, Heater Water, Through Chassis	A082P4200F	2		
26	Grommet, Pipes/Chassis	A079K6004F	4		
27	Hose, Heater Feed & Return	A079P4056F	2		
28	Hose Clip, Feed & Return Hose	A079K6018K	4		
30	Transfer Pipe, Heater Pipe to Plenum	B910E1546K	1		
31	'P' Clip, Transfer Pipe to Plenum	A910E6490F	2		
32	Elbow Hose, Water Rail to Transfer Pipe	A075P0189F	1		
33	Hose Clip, Elbow Hose	A079K6018F	2		

Turbo 18.05A



TURBO
18.07A

ILLUS
NO.

18.07A



QUANTITY

MAY 1991

DESCRIPTION

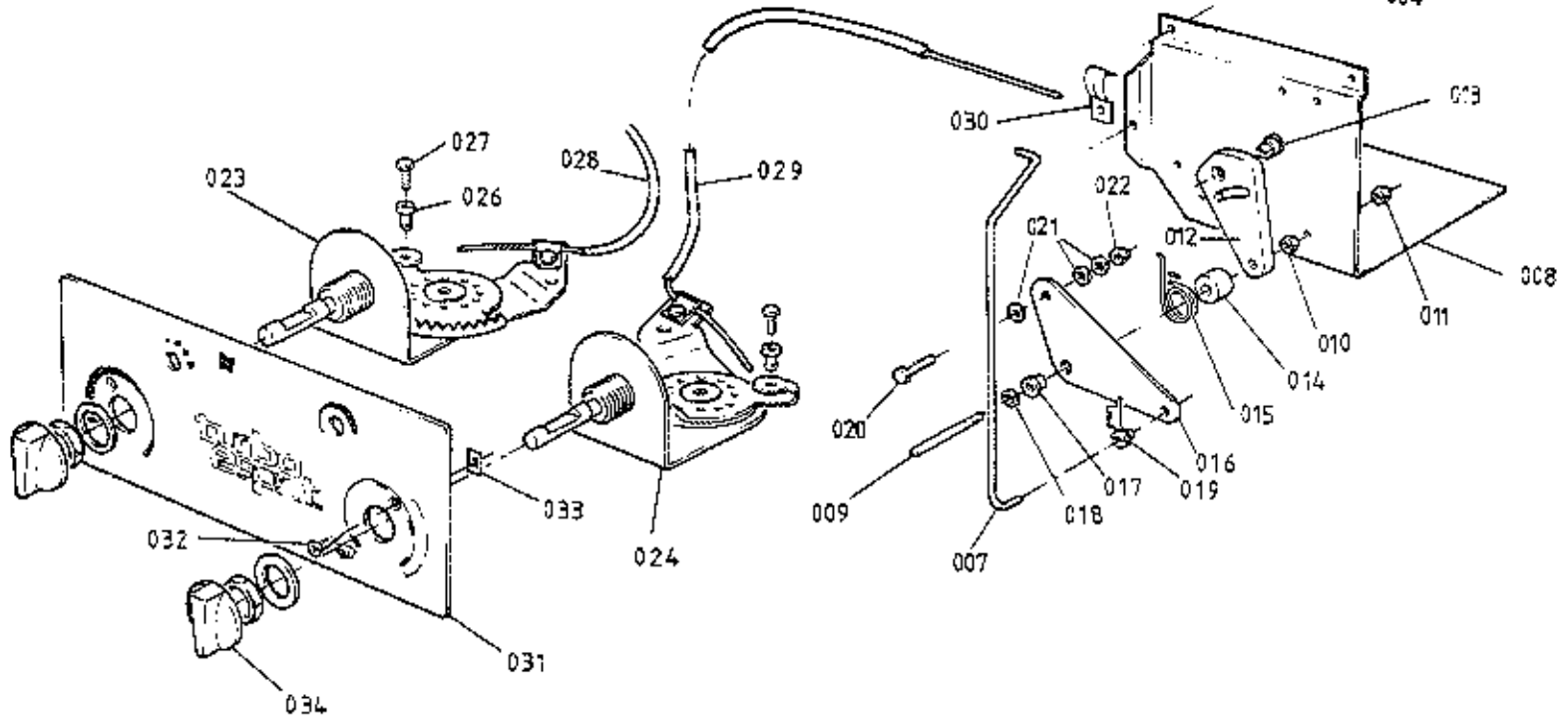
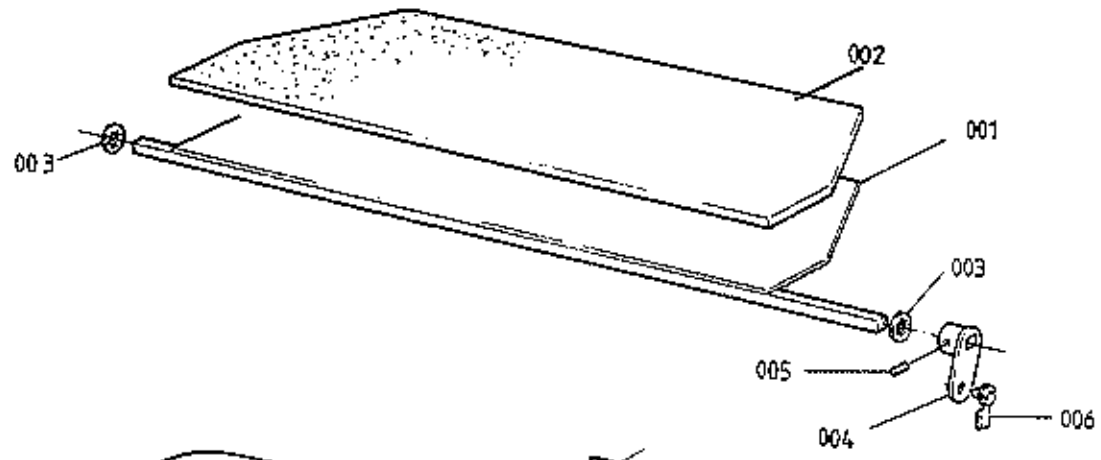
PART NUMBER

ALL

REMARKS

	DESCRIPTION	PART NUMBER	ALL	REMARKS
1	Blower Motor & Fan Assembly, Top	A075P6056F	1	CCW Rotation Viewed Motor End
2	Blower Motor & Fan Assembly, Bottom	A075P6058F	1	CW Rotation Viewed Motor End
3	Clamp, Motor to Housing	A079P4091K	6	
4	Setscrew, M5 x 20, Motor Clamp	A075W1025Z	6	
5	Washer, Motor Clamp Screw	A075W4011Z	6	
6	Jacknut, M5, Motor Clamp Screw	A076W3043F	6	

Turbo 18.07A



TURBO
18.0 9A

ILLUS
NO.

QUANTITY

MAY 1991

ILLUS NO.	DESCRIPTION	PART NUMBER	QUANTITY		REMARKS
			RHD	LHD	
18.09A					
001	Flap, Defrost/Footwell	B079P4017F	1		
	Flap, Defrost/Footwell	A079P4175F		1	
002	Foam, Defrost/Footwell Flap	B036B6L97V	*	*	300 x 100mm
003	Clip, Flap Shaft Ends	A075W6173F	2	2	
004	Lever, Defrost/Footwell Flap Shaft	A079P4101F	1	1	
005	Grubscrew, Lever to Shaft	A075W7023Z	1	1	
006	Clip, Rod to Lever	A075U6033F	1	1	
007	Rod, Defrost/Footwell Flap Operating	C079P4143F	1	1	
008	Control Plate	C082P4188K	1		
	Control Plate	C082P4185K		1	
009	Stud, 10 UNF, Cam/Lever Pivot	A075P0225F	1	1	
010	Nut, Plain, 10 UNF, Pivot Stud	A075W3013Z	1	1	
011	Nut, Nyloc, 10 UNF, Pivot Stud	A075W3000Z	1	1	
012	Cam, Vacuum Valve Operating	A075P0173F	1	1	
013	Trunnion, Cable to Cam	B075W6121F	1	1	
014	Spacer, Lever to Cam	A075P0229F	1	1	
015	Spring, Cam Return	B075P0176F	1		
	Spring, Cam Return	A079P4103F		1	
016	Lever, Bell Crank, Defrost Flap	A082P4184K	1	1	
017	Bush, Lever Pivot	A075P0162F	1	1	
018	Clip, Lever Pivot	A075W6173F	1	1	
019	Clip, Lever to Flap Rod	A075U6033F	1	1	
020	Setscrew, 10 UNF x 3/8", Cam Operating	A075W1000Z	1	1	
021	Washer, Cam Setscrew	A075W4011Z	3	3	
022	Nut, Nyloc, 10 UNF, Cam Setscrew	A075W3000Z	1	1	
023	Rotary Control, Temperature	B082P4195J	1	1	
024	Rotary Control, Air Distribution	B082P4196Z	1	1	
026	Nipple/Trunnion, Rotary Control	A074K6001Z	2	2	
027	Screw, Cable to Control	B074K6002F	2	2	
028	Control Cable, Water Valve	A082P4189F	1	1	
029	Control Cable, Air Distribution	A082P4190F	1	1	
030	Clamp, Cable to Control Plate	A082P4244F	1	1	

Turbo 18.09A
Page 1

ILLUS
NO.

QUANTITY

MAY 1951

18.09A

DESCRIPTION

PART NUMBER

RHD

LHD

REMARKS

031

Graphic Control Panel, with A/C
Graphic Control Panel, with A/C, LongA082P4197F
A082P4164F1
11
1With Essex Turbo Cockpit Unit
With Hole for Compressor Indicator Light
For Face Mounted Radio, or No Radio

Graphic Control Panel, with A/C, Long

- B082P4164F

1

1

With No Hole for Compressor Indicator Light
For Face Mounted Radio, or No Radio

Graphic Control Panel, with A/C, Short

- A082P4210F

1

1

With Hole for Compressor Indicator Light
For Box Mounted Type Radio

032

Graphic Control Panel, with A/C, Short

A082P4238F

1

1

With No Hole for Compressor Indicator Light
For Box Mounted Type Radio

Graphic Control Panel, Heater Only, Long

A082P4193F

1

1

For Face Mounted Radio or No Radio
Cut Short for Box Mounted Type Radio

033

Screw, No.6 x 1/2" s/t, Panel Fix

A075W5020Z

2/4

2/4

034

Spire Nut, Panel Fix

A075W6014Z

2/4

2/4

Knob, Rotary Controls

A082P6023F

2

2

R/B A082P4253K

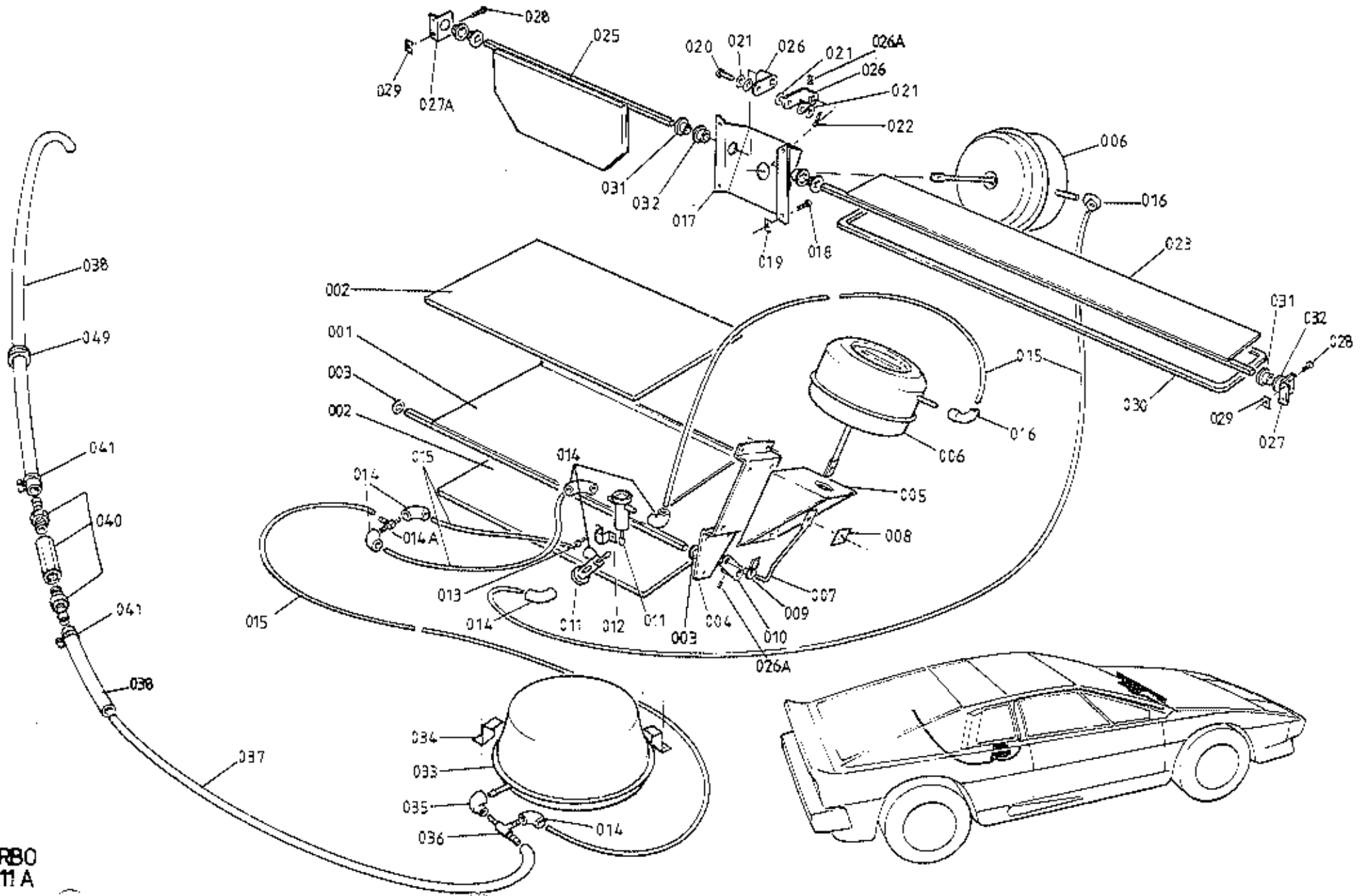
Knob, Rotary Controls

A082P4253K

2

2

TURBO
18.11 A



ILLUS
NO.

MAY 1991

18.11A

DESCRIPTION

PART NUMBER

QUANTITY

RHD

LHD

REMARKS

	Flap, Mode	A079P4176F	1		
001	Flap, Mode	B079P4014F		1	
002	Foam, Mode Flap	A079P4161K	2	2	
003	Clip, Flap Shaft Ends	A075W6173F	2	2	
004	Mounting Plate, Actuator Brkt.	B079P4093F	1	1	
	Pop Rivet, Mtg. Plate to Case	A075W6071Z	5	5	
005	Bracket, Vacuum Actuator Mtg.	A075P0170F	1	1	
	Pop Rivet, Brkt to Plate	A075W6071Z	4	4	
006	Vacuum Actuator, Mode/Fresh Air Flap	A075P6059F	2	2	
007	Rod, Actuator to Mode Flap	A075P0234F	1	1	
008	Locking Tab, Actuator to Rod	A079P4149K	1	1	
009	Clip, Rod to Mode Flap Lever	A075U6033F	1	1	
010	Lever, Flap Operating	A079P4102F	1	1	
011	Vacuum Switch, Mode/Fresh Air Flaps	A075P6062F	2	2	
012	Bracket, Vac. Switch Securing	A075P0172F	2	2	
013	Screw, No. 6 x 1/4", Brkt. to Plate	A075W5010Z	4	4	
014	Elbow Connector	A075P6079F	7	7	
014A	"T" Piece, Vacuum Pipes	A075P6081F	1	1	
015	Vacuum Pipe	A075P6068V	6m	6m	
016	Elbow Connector, Unequal Bore	A075P6069F	2	2	
017	Bracket, Vac. Actuator to Bulkhead	A079P4097K	1	1	
018	Screw, No. 6 x 3/4", Brkt. to Bulkhead	A075W5028Z	4	4	
019	Spire Nut, Brkt. to Bulkhead	A075W6013Z	4	4	
020	Clevis Pin, Actuator to Flaps	A075W6027Z	1	1	
021	Washer, Clevis	A075W4001Z	4	4	
022	Split Pin, Clevis Retention	A075W6005Z	1	1	
023	Flap, Fresh Air Intake	A079P4099F	1	1	
	Flap, Air Re-Circulation	A079P4138F	1		With Air Conditioning
025	Flap, Air Re-Circulation	A079P4098F		1	With Air Conditioning
026	Lever, Fresh Air/Re-Circ. Flap	A079P4102F	1/2	1/2	2 With A/C
026A	Grub Screw, Lever to Flap Shaft	A075W7023Z	3	3	
027	Bracket, Fresh Air/Re-Circ. Flap Support, RH	A079P4141K	1	1	
027A	Bracket, " " " " " " " " , LH	A079P4087K	1	1	

Turbo 18.11A
Page 1

ILLUS
NO.

QUANTITY

REMARKS

18.11A

DESCRIPTION

PART NUMBER

RHD

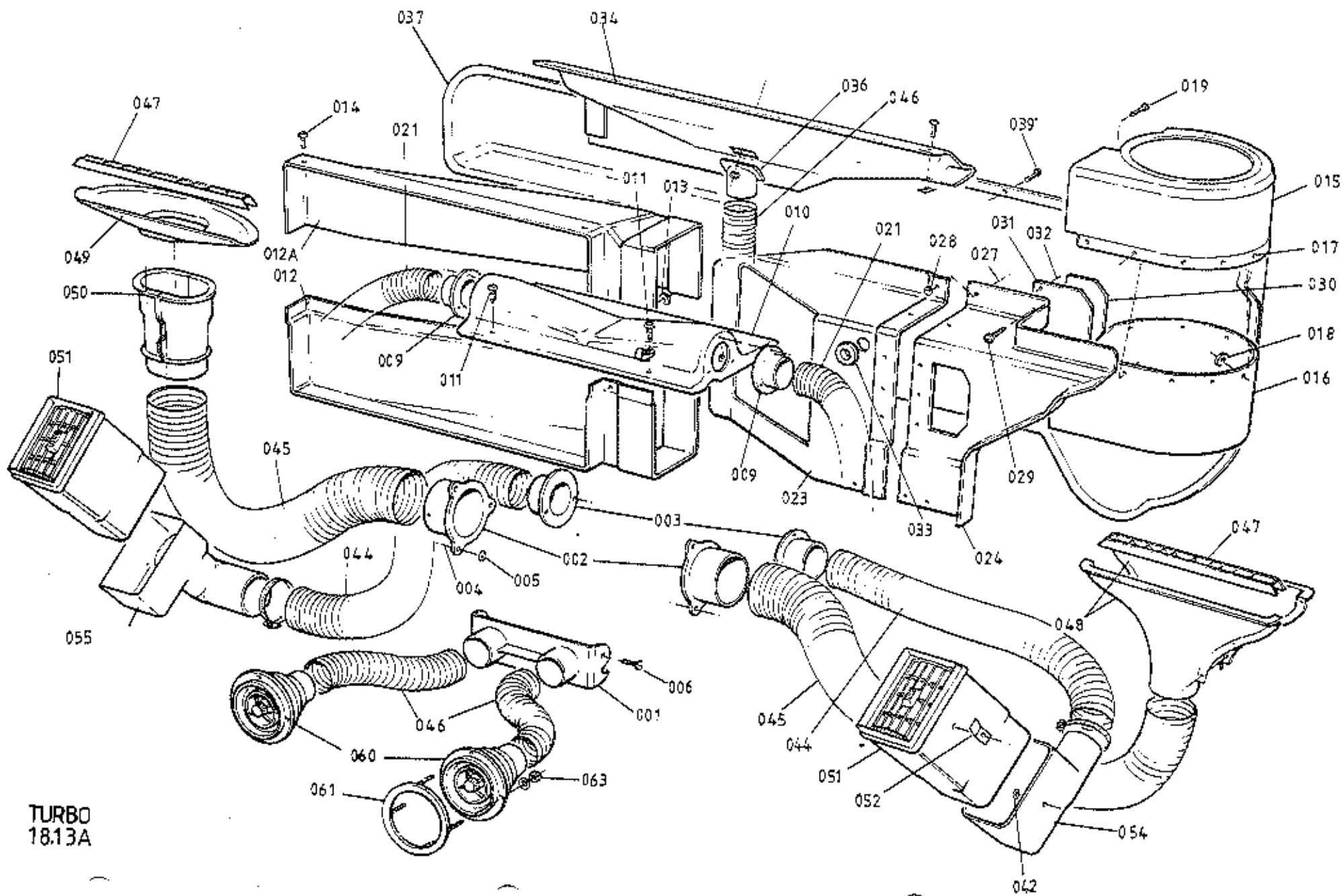
LHD

028	Screw, No. 6 x 3/4", Brkt to Bulkhead	A075W5028Z	4	4	
029	Spire Nut, Brkt. to Bulkhead	A075W6013Z	4	4	
030	Foam Seal, Fresh Air Flap	A036B6213V	1m	1m	
031	Pivot Bush, Inner	A089P0268F	2/4	2/4	4 With A/C
032	Pivot Bush, Outer	A075P6064F	2/4	2/4	4 With A/C
033	Vacuum Reservoir	A079P6014F	1	1	
	Pad, Anti-Vibration, Reservoir Mounting	A082P4256C	1	1	
034	Bracket, Reservoir Fixing	A079P4090K	3	3	
	Setscrew, M6 x 16, Brkt. Fixing	A075W1029Z	3	3	R/B A075W5014F
	Nut, Nyloc, M6, Brkt. Fixing	A075W3009Z	3	3)
	Screw, s/t, Bracket, Fixing	A075W5014Z	3	3)
035	Straight Connector, Reservoir/'T' Piece	A075P6080F	1	1)
036	'T' Piece	A079P6019F	1	1) *
037	Tubing, Vacuum, Nylon	A026B0130Z	A/R	A/R)
	Connector Hose, FVC	A075U6080F	A/R	A/R	R/B A075L6043V
038	Vacuum Hose, Rubber	A075L6043V	A/R	A/R)
	Non-Return Valve, 'In Line'	A075U0561Z	1	1	R/B A089P0714J
040	Non-Return Valve, 'In Line'	A089P0714J	1	1	On pre '85 Turbo, Replaces NRV In Manifold Balance Rail. See SB 1982/14)
041	Hose Clip	A079M6132F	3	3)
049	Grommet, Engine Bay Wall	X036B6010Z	1	1)

* Prior to '87 M.Y.

Turbo 18.11A
Page 2

LHD ILLUSTRATED



TURBO
18.13A

ILLUS
NO.

QUANTITY

MAY 1991

18.13A

DESCRIPTION

PART NUMBER

RHD

LHD

REMARKS

	Outlet Adaptor, Centre F.L.V.	A079P4118K	1	1	For Rectangular Centre Vents For Round Centre Vents
001	Outlet Adaptor, Centre F.L.V.	A085P4213K	1	1	
002	Outlet Adaptor, Demist	A079P4119K	2	2	
003	Outlet Adaptor, Outer F.L.V.	A079P4120K	2	2	
004	Pop Rivet, Demist & Outer F.L.V. Adaptors	A075W6071Z	12	12	
005	Washer, Pop Rivet	A075W4001Z	6	6	
006	Screw, Centre F.L.V. Adaptor	A075W5032Z	2	2	
009	Outlet Adaptor, Footwell	A075P0105F	2	2	
010	Cover, Footwell Out Take Off	A079P4117K	1	1	
011	Screw, No. 8 x 3/8", Cover to Case	A075W5032Z	4	4	
012	Scroll Extension	A079P4114K	1	1	RHD Upper, LHD Lower
012A	Scroll Extension	A079P4113K	1	1	RHD Lower, LHD Upper
013	Washer, Scroll Extension	A075W4001Z	9	9	
014	Screw, Scroll Extension	A075W5032Z	7	7	
015	Scroll, Blower Fan	A079P4110K	1	1	RHD Lower, LHD Upper
016	Scroll, Blower Fan	A079P4111K	1	1	RHD Upper, LHD Lower
017	Pop Rivet, Fan Scroll	A075W6071Z	10	10	
018	Washer, Pop Rivet	A075W4001Z	10	10	
019	Screw, Scroll to Scroll Extension	A075W5034Z	2	2	
	Spire Nut	A075W6011Z	2	2	
021	Ducting, 1½", Footwell	A075P6066V	1m	1m	
	Bulkhead Sealing Panel, Inboard	A082P4220K	1		
023	Bulkhead Sealing Panel, Inboard	A082P4222K		1	
	Bulkhead Sealing Panel, Outboard	B082P4221K	1		
024	Bulkhead Sealing Panel, Outboard	B082P4223K		1	
027	Pop Rivet 1/8" Sealing Panel Joint	A075W6070F	3	3	
028	Washer, Sealing Panel Joint	A075W4001Z	3	3	
029	Screw, Sealing Panel Fixing	A075W5014Z	6	6	
030	Flap, Cabin Pressure Relief	A079P4131K	1	1	
031	Hinge, Pressure Relief Flap	A085P4231K	1	1	
032	Pop Rivet, Flap Fixing	A075W6071Z	3	3	
033	Grommet, Bulkhead Sealing Panel	X036B6150Z	1	1	

Turbo 18.13A

Page 1

ILLUS
NO.

MAY 1981

18.13A

DESCRIPTION

PART NUMBER

QUANTITY

RHD

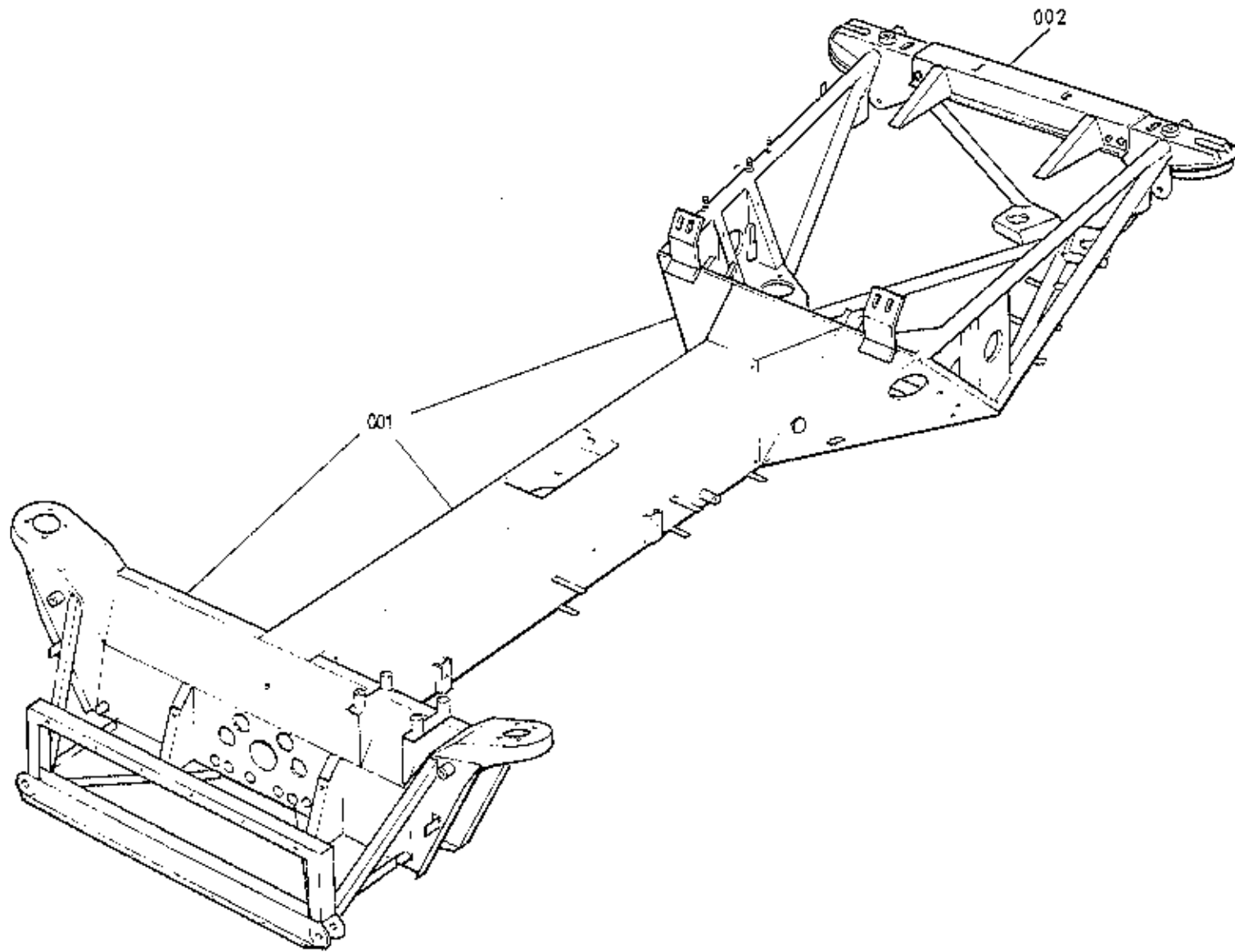
LHD

REMARKS

034	Plenum Chamber	A079P4152K	1		
036	Plenum Chamber	A079P4116K		1	
	Adaptor, Plenum to Drain Tube	A079P4173K	1	1	
	Cover, Bulkhead	B082P4171K	1		
037	Cover, Bulkhead	B082P4172K		1	
	Foam Strip, Cover to Body	A082U6067F	2m	2m	
039	Screw, No. 6 x 1/2", Bulkhead Cover	A075W5015Z	16	16	
044	Ducting, 1 7/8", Outer F.L.V.	A079P6007V	A/R	A/R	
045	Ducting, 2 1/4", Demist	A079P4027V	A/R	A/R	
	Ducting, 2", Centre F.L.V.	A079P4005V	A/R	A/R	
046	Ducting, 1 1/2", Centre F.L.V.	A075P6066V	A/R	A/R	With Rectangular Centre F.L.V.'s
047	Outlet Vanes, Demist Vent	B079P4039F	2	2	With Round Centre F.L.V.'s
048	Demist Vent, Passenger Side	A079P4026K	1	1	
049	Demist Vent, Binnacle	A079P4064K	1	1	
050	Adaptor, Demist Vent to Hose	A079P4065K	1	1	
051	Face Level Vent, Outer	A075P6018Z	2	2	
052	Clip, Outer F.L.V. Retaining	C075P0112Z	4	4	
	Pop Rivet, Clip to F.L.V.	A075W6086F	4	4	
	Washer, Pop Rivet	A075W4001F	4	4	
054	Adaptor, 90°, F.L.V. to Ducting	B076P0132F	1	1	Passenger Side Vent
	Adaptor, 90°, F.L.V. to Ducting	A075P0113Z	1		Driver's Side Vent
055	Adaptor, 90°, F.L.V. to Ducting	A075P0114Z		1	Driver's Side Vent
	Face Level Vent, Centre, Rectangular	A075P6018Z	2	2	
	Clip, Centre F.L.V. Retaining	A075P0115Z	4	4	
	Pop Rivet, Clip to F.L.V.	A075W6086F	4	4	
	Washer, Pop Rivet	A075W4001F	4	4	
	Adaptor, Straight, F.L.V. to Ducting	A079P4126K	2	2	Rectangular Centre F.L.V.'s
060	Face Level Vent, Centre, Round	A085P6037F	2	2	
061	Retaining Ring, Round Vent	A085P4212K	2	2	Inc. In Trimmed Fascia
063	Nut, Nyloc, M3, Vent Fixing	A079W3060F	8	8	

Turbo 18.13A

Page 2



TURBO
3001 A

ILLUS
NO.

QUANTITY

MAY 1991

30.01A

DESCRIPTION

PART NUMBER

RHD

LHD

REMARKS

Chassis

G082A4160J

1

Prior to '85 Model Year* †

Chassis

A082A4218F

1

1985/'86 Model Year †

Chassis

B082A4218J

1

'87 M.Y. on R/B B082A4234J +(B/Pipe

Chassis

B082A4234J #

1

Clamps)

001

Chassis

G082A4125J

1

Prior to '85 Model Year* †

Chassis

A082A4217F

1

1985/'86 Model Year †

Chassis

B082A4217J

1

'87 M.Y. on R/B B082A4234J + (B/Pipe

Chassis

B082A4234J #

1

Clamps)

002

Rear Crossmember

B082A4152J

1

1

Clamp, Hose #

B082A4236F

2

2

Clamp, Pipe LH #

A082A4237F

1

1

Clamp, Pipe RH #

A082A4238F

1

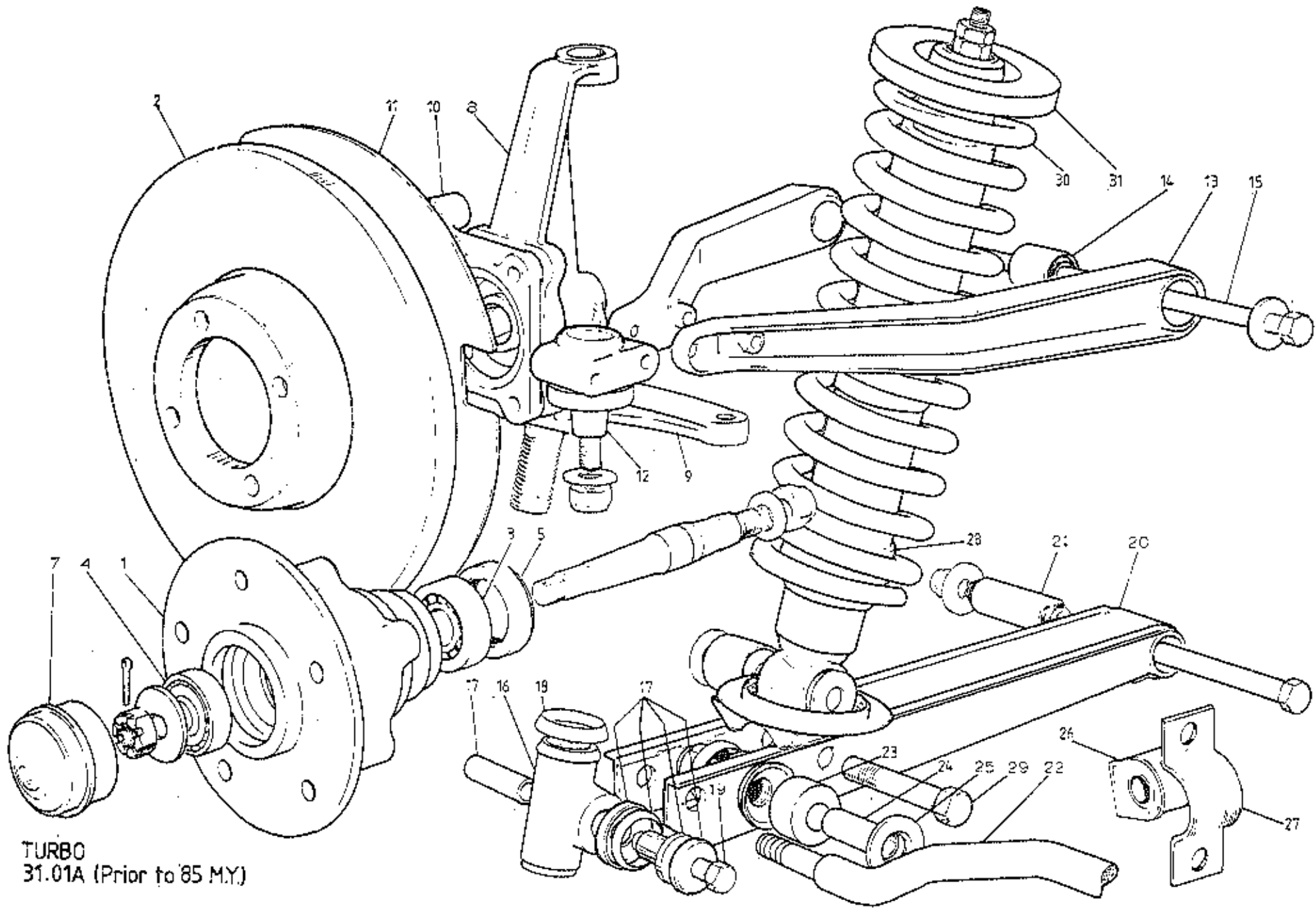
1

*When replacing a pre '85 chassis, the following parts may also be required to fit the latest pre '85 specification Chassis dependent on VIN:
Anti-Roll Bar & Fixings (see 31.01A)
Rear Top Link Fixings (see 31.03A)
Engine Mountings (see 40.01A)

†Note When replacing a Pre '87 M.Y. Chassis, the oil cooler hoses must be run through the Chassis backbone with 190mm of edge protector AX75L6020V in the Chassis rear diaphragm, and 85mm of foam tube A082E6022V in the front crossmember.

If a oil cooler thermostat is fitted, replace LH hose from thermostat to cooler with hose A082E4111F.

Turbo 30.01A



TURBO
31.01A (Prior to '85 M.Y.)

ILLUS
NO.

QUANTITY

31.01A

DESCRIPTION

PART NUMBER

ALL

REMARKS

ILLUS NO.	DESCRIPTION	PART NUMBER	QUANTITY	REMARKS
				<u>This Page Prior to '85 Model Year</u> <u>For '85 M.Y. Cars see 31.01B</u>
1	Front Hub Assembly (With Studs)	A082C4018F	2)
	Stud, Wheel	A079D6002H	8)Comomotive Wheels
1	Front Hub	A082C4043F	2	BBS Wheels
2	Brake Disc	A075J0297F	2	Ground Finish. R/B C075J0297F in pairs
	Brake Disc	C075J0297F	2	Non Directional Machined
	Bolt, 3/8" x 7/8" UNF	A075W1024F	8	>
	Washer, Spring 3/8"	A075W4067F	8	>Brake Disc to Hub
3	Wheel Bearing, Inner	A036C6042F	2	
4	Wheel Bearing, Outer	A036C6041F	2	
5	Oil Seal, Front Hub	A050C6002F	2	
6	Stub Axle	A036C6040F	2	
	Nut, Nyloc, 9/16"	A075W3054F	2)
	Washer, Plain	A036C6034F	2)Stub Axle to Vertical Link
	Nut, Castellated	A036C6010F	2	>
	Washer, 'D'	A050C6000F	2	>Hub to Stub Axle
	Split Pin	A075W6176F	2	
7	Hub Cap	A075C6004F	2	
8	Vertical Link LH	A036C6043F	1	
	Vertical Link RH	A036C6044F	1	
	Plug, Lubrication, Vertical Link	A036C6035F	2	
9	Steering Arm, RH	C075C0122F	1	
	Steering Arm, LH	C075C0123F	1	
10	Caliper Mounting Plate RH	A082C4022F	1	
	Caliper Mounting Plate LH	A082C4023F	1	
	Sealing Ring	X050C6019F	2	Caliper Mounting Plate to Vertical Link
11	Dust Shield LH	B075C0139F	1	
	Dust Shield RH	B075C0140F	1	

Turbo (Prior '85 M.Y.) 31.01A
Page 1

ILLUS
NO.

QUANTITY

1981 / 1984

31.01A

DESCRIPTION

PART NUMBER

ALL

REMARKS

12

Bolt 5/16" x 3/4" UNF
Washer, Spring, 8 mmA075W1022F
A075W4036F4
4This Page Prior to '85 Model Year
For '85 M.Y. Cars See 31.01B)
)Caliper Plate to Vertical LinkBolt 3/8" x 1.1/4" UNF
Washer, Spring, 10 mm
Bolt, 3/8" x 2.1/4" UNF
Nut, Torqloc, 3/8" UNF
Upper Ball Joint
Nut, Torqloc, 7/16" UNF
Washer, PlainA075W1023F
A075W4037F
B075W2096F
A075W3003F
A036C6007F
A075W3004F
A075W4005F2
2
2
2
2
2
2>
>Caliper Plate/Vertical Link/Steering Arm
>
>
)Upper Ball Joint to Vertical Link
)Bolt, 8 x 100 mm
Bolt, 8 x 60 mm
Nut, Nyloc, M8
Washer, PlainA075W2049F
A075W2043F
A075W3010F
A075W4020F2
2
4
4>
>Upper Ball Joint to Wishbone
>
>

13

Wishbone Arm

E075C0130F

4

14

Pivot Bush, Wishbone

X036C6004F

4

15

Stud, Wishbone Pivot

A075C0145F

2

Nut, Nyloc 1/2" UNF

A075W3005F

4

Locknut, 1/2" UNF

A075W3017F

2

Washer, Wishbone Pivot

A075C0149F

8

Cover, Wishbone Stud Access

A082B6057F

2

Screw, Cover Fixing

A075W5011Z

4

16

Lower Trunnion, RH

A036C6025F

1

Lower Trunnion, LH

A036C6026F

1

17

Bush Kit, Lower Trunnion

A083C6012F

2

One Kit per Trunnion

18

Seal, Trunnion Top

A036C6047F

2

)

19

Bolt 7/16" UNF

A075W2010F

2

Nut, 7/16" UNF

A075W3004F

2

Washer

A075W4005F

2

)Trunnion to Lower Link

)

)

20

Lower Link, LH

B082C4019F

1

Lower Link, RH

B082C4020F

1

Turbo (Prior '85 M.Y.) 31.01A

Page 2

d5p7

ILLUS
NO.



QUANTITY

31.01A

DESCRIPTION

PART NUMBER

ALL

REMARKS

ILLUS NO.	DESCRIPTION	PART NUMBER	ALL	REMARKS
				<u>This Page Prior to '85 Model Year</u> <u>For '85 M.Y. Cars See 31.01B</u>
21	Bush, Lower Link Pivot	A075C6000F	2)
	Bolt 1/2" x 6" UNF	A075W2015F	2)
	Nut, Nyloc 1/2" UNF	A075W3005F	2)Lower Link to Chassis
	Washer	A075W4007F	2)
22	Anti-Roll Bar	C082C4025F	1	Up to VIN 82 D 1262 82 - 0410 exc. 0399 & 0400
	Anti-Roll Bar	E082C4025F	1	From VIN 82 D 1263 82 - 0411 plus 0399 & 0400
23	Bush, Anti-Roll Bar to Lower Link	A075C0144F	4)
24	Distance Tube	A075C0126F	2	>
	Washer, Special	A075C0132F	2	>
25	Washer, Chamfer Toward Front	A075C0133F	2	>Anti-Roll Bar to Lower Link
	Nut, Nyloc, M12	A075W3012F	2	>
	Mounting Rubber, A.R.B. to Chassis	A079C6030F	2)
	Clamp Plate	C079C4005F	2)Up to VIN 82 D 1262
	Spacer Washer, Castor Adjust	A075W4028Z	A/R) 82 - 0410 exc. 0399 & 0400
	Setscrew, M12 x 30, A.R.B. to Chassis	A079W1058F	4)
	Washer, Spring, A.R.B to Chassis	A075W4069F	4)
26	Mounting Rubber, A.R.B. to Chassis	A075C6005F	2	>
27	Clamp Plate	A082C4047F	2	>From VIN 82 D 1263
	Shim Plate, Castor Adjust	A082C4052F	A/R	> 82 - 0411 plus 0399 & 0400
	Setscrew, M12 x 35, A.R.B. to Chassis	A079W1059F	4	>
	Washer, Spring, A.R.B. to Chassis	A075W4069F	4	>

Turbo (Prior '85 M.Y.) 31.01A
Page 3



MAY 1991

QUANTITY

ILLUS
NO.

DESCRIPTION

PART NUMBER

ALL

REMARKS

31.01A

28

Damper Assy. (includes A082C6033F)
Damper Assy. (includes A082C6033F)

B082C4014F
C082C4014F

2
2

This Page Prior to '85 Model Year
For '85 M.Y. Cars See 31.01B

R/B C082C4014F In Pairs
Green Spot on Lower Body
If fitting to early car (up to
approx. VIN 82D 1029, 82H 0334),
with 16mm diameter damper stem
hole in chassis: Fit only in pairs
with 2 off Top Stem Bush Kit A082C6032F.
Later cars have 19.5mm double thickness
hole and use Bush Kit A082C6033F.

Bush Kit, Damper Top Stem
Bush Kit, Damper Top Stem
Bush, Damper Lower Eye
Washer, Damper/Lower Link/Nut

A082C6032F
A082C6033F
A075C6011F
A075W4008F

2
2
2
6

With 16 mm Damper Stem Hole in Chassis
With 19.5mm Damper Stem Hole in Chassis
Included in Damper assembly

29

Bolt, 1/2" UNF x 2 1/2"

C075W2013F

2

)

Nut, Nyloc, 1/2" UNF

A075W3005F

2

)Damper to Lower Link

30

Road Spring, Red/Green

A082C4046F

2

Heater Cars Only

Road Spring, Red/Red

A082C4028F

2

Air Conditioned Cars Only

31

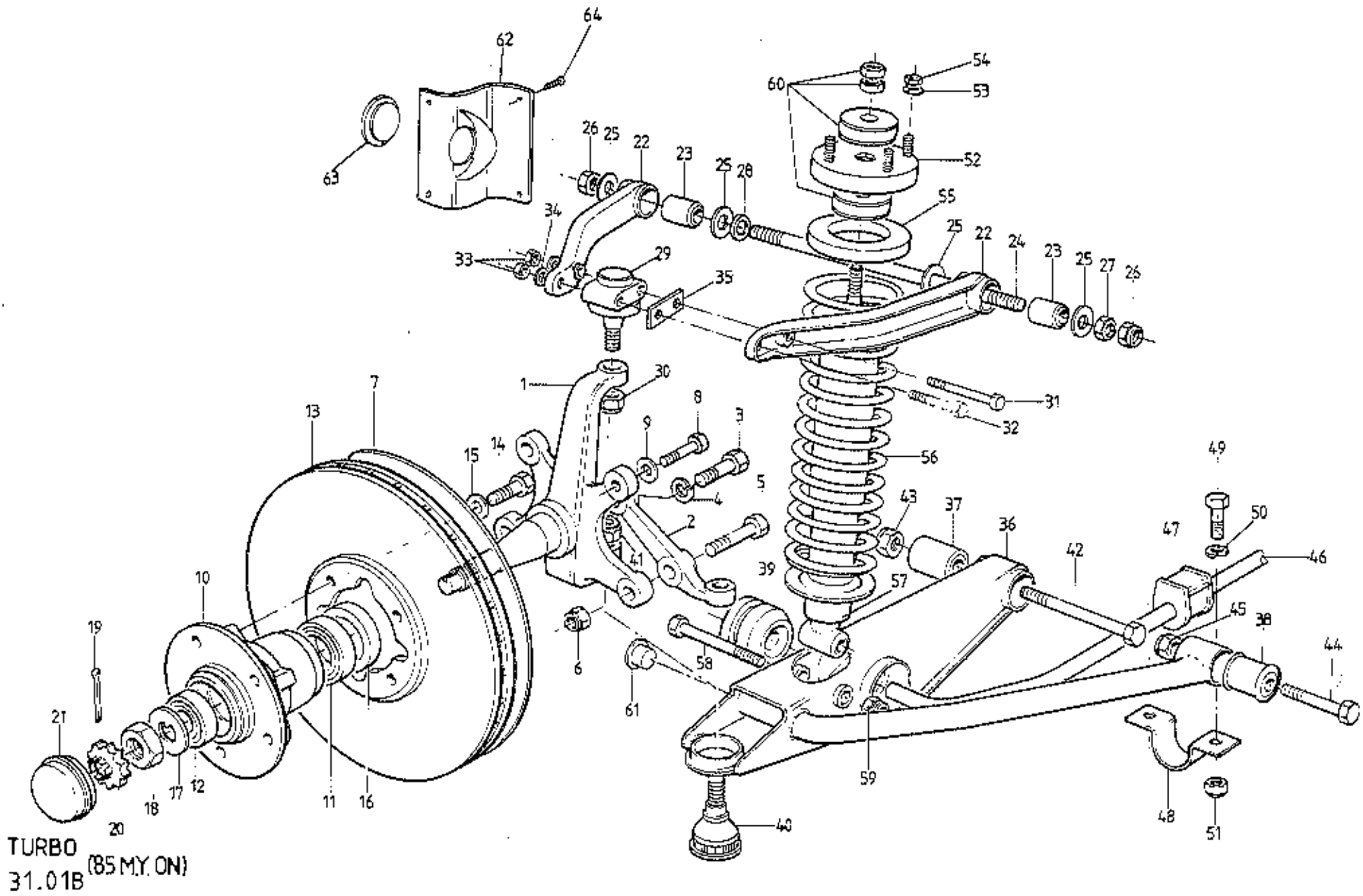
Spring Seat, Rubber

B075C0129Z

2

Spring to Chassis

Turbo (Prior '85 M.Y.) 31.01A
Page 4



TURBO
 31.01B (85 M.Y. ON)

ILLUS
NO.

QUANTITY

MAY 85

31.01B

DESCRIPTION

PART NUMBER

ALL

REMARKS

1 Vertical Link
 2 Steering Arm RH
 Steering Arm LH
 3 Setscrew, M12 x 35, Arm/Link
 4 Washer, Spring, Arm/Link
 5 Bolt, M12 x 45, Arm/Link
 6 Nut, Nyloc, M12 Arm/Link
 7 Shield, Brake Disc, RH
 Shield, Brake Disc, LH
 8 Setscrew, Disc Shield/Vert. Link
 9 Washer, Flat, Shield/Vert. Link
 10 Hub, Front
 11 Bearing, Inboard, Front Hub
 12 Bearing, Outboard, Front Hub
 13 Brake Disc, Front Ventilated
 14 Bolt, Brake Disc to Hub
 15 Washer, Brake Disc to Hub
 16 Grease Seal, Front Hub
 17 Washer, Claw, Bearing Retaining
 18 Nut, Bearing Retaining
 19 Split Pin, Locking Cap
 20 Locking Cap, Bearing Nut
 21 Grease Cap, Hub Bearing
 22 Arm, Upper Wishbone
 23 Pivot Bush, Upper Wishbone
 24 Stud, Upper Wishbone Pivot
 25 Buffer Washer, Pivot Bush
 26 Nut, Nyloc, 1/2" UNF
 27 Locknut, 1/2" UNF

C089C0163F
 B082C4074F
 B082C4073F
 A075W1059Z
 A075W4069F
 A075W1061Z
 A075W3078F
 C089C0750J
 C089C0751J
 A075W1039F
 A075W4021F
 B082C4078F
 A089C8004F
 A089C8005F
 A089J8014F
 A089C8013F
 A089C8014F
 A089C8003F
 A089C8006F
 A089C8007F
 A075W6222Z
 A089C8009F
 A089C8008F
 E075C0130F
 X036C6004F
 A075C0145F
 A075C0149D
 A075W3005F
 A075W3017F

2
 1
 1
 2
 2
 2
 2
 1
 1
 2
 2
 2
 2
 2
 8
 8
 2
 2
 2
 2
 2
 2
 2
 2
 4
 4
 2
 8
 4
 2

This Page '85 Model Year On
For Cars Prior to '85 M.Y. See 31.01A

A089D8003F May be used as Alternative

May be used in place of front nyloc
 if castor shims are fitted

Turbo ('85 M.Y. on) 31.01B
 Page 1

ILLUS
NO.

QUANTITY

MAY 1991

31.01B

DESCRIPTION

PART NUMBER

ALL

REMARKS

ILLUS NO.	DESCRIPTION	PART NUMBER	QUANTITY	REMARKS
				<u>This Page '85 Model Year On</u> <u>For Cars Prior to '85 M.Y. See 31.01A</u>
28	Shim Washer, Castor Adjust, 1.5mm	A082C4091F	A/R)
	Shim Washer, Castor Adjust, 3.0mm	A082C4092F	A/R) If Fitted
	Shim Washer, Castor Adjust, 6.0mm	A082C4093F	A/R)
29	Ball Joint, Upper	A036C6007F	2	
30	Nut, Torqloc, 7/16" UNF	A075W3004F	2	Upper Ball Joint to Vertical Link
	Washer, Flat, Ball Joint/Wishbone	A075W4005Z	2	
31	Bolt, M8 x 100, Ball Joint/Wishbone	A075W2049Z	2	
32	Bolt, M8 x 60, Ball Joint/Wishbone	A075W2043F	2	
	Bolt, M3 x 65, " " " "	A075W2044F	2	May be used if Castor Shims Fitted
33	Nut, Nyloc, M8, " " " "	A075W3010F	4	
34	Washer, Plain, " " " "	A075W4020F	4	
35	Shimplate, Castor Adjust, 1.5mm	B082C4090F	A/R	If Fitted
	Shimplate, Castor Adjust, 3.0mm	B082C4089F	A/R	If Fitted
36	Lower Wishbone, RH	B082C4076J	1	
	Lower Wishbone, LH	B082C4077J	1	
37	Pivot Bush, Lower Wishbone, Rear	A075C6000F	2	
38	Pivot Bush, Lower Wishbone, Front	A082D4084F	2	
39	Bush, Anti-Roll Bar/Lower Wishbone	A089C6088F	2	
40	Ball Joint, Lower	A089C6089F	1	
41	Nut, Nyloc, M14	A075W3069Z	2	Lower Ball Joint to Vertical Link
42	Pivot Bolt, 1/2" UNF x 6"	A075W2015F	2	Lower Link Rear to Chassis
43	Nut, Nyloc, 1/2" UNF	A075W3005F	2	
44	Pivot Bolt, 1/2" UNF x 2 3/4"	A075W2097F	2	>Lower Link Front to Chassis
45	Nut, Nyloc, 1/2" UNF	A075W3005F	2	>
46	Anti-Roll Bar	B082C4070F	1	
47	Bush, Anti-Roll Bar to Chassis	A082C4084F	2	
48	Clamp, Anti-Roll Bar to Chassis	A082C4047F	2	
49	Setscrew, M12 x 35, ARB to Chassis	A079W1059F	4	
50	Washer, Flat, " " " "	A075W4028Z	4	Turbo ('85 M.Y. on) 31.01B

Page 2

d5p11

ILLUS
NO.

QUANTITY

MAY 1991

31.01B

DESCRIPTION

PART NUMBER

ALL

REMARKS

51	Nut, Nyloc, M12, ARB to Chassis	A075W3012Z	4
52	Abutment Plate, Spring/Damper Top	A082C4075F	2
53	Washer, Abutment Plate/Chassis	A075W4020F	8
54	Nut, M8 " " " " "	A075W3010F	8
55	Insulator, Front Spring Top	A082C4069F	2
	Spring/Damper Assy. (Parallel Spring)	A082C4087J	2
	Spring/Damper Assy. (Parallel Spring)	A082C4094J	2
56	Road Spring, Parallel, (Purple/Red)	A082C4083F	2
	Road Spring, Parallel, (Yellow/Yellow)	A082C4088F	2
	Spring/Damper Assy. (Conical Spring)	A082C4098J	2
	Spring/Damper Assy. (Conical Spring)	A082C4099J	2
	Road Spring, Conical, (Purple/Blue)	A082C4096F	2
	Road Spring, Conical, (Yellow/White)	A082C4097F	2
	Road Spring, Conical, (Yellow/Purple)	B082C4097F	2
57	Damper, Front, Black with White Spot	A082C4086F	2
	Damper, Front, Black with Red Spot	A082C4095F	2
58	Bolt, 1/2" UNF x 3 1/2"	A079W2088F	2
59	Nut, Nyloc, 1/2" UNF	A075W3005F	2
60	Bush Kit, Damper Top Stem	A082C6036F	2
61	Blanking Plug, Plastic	A089U6089F	2
62	Cover, Wishbone Stud Access	A082B4337K	2
	Cover, Wishbone Stud Access	A079U4352K	2
63	Grommet, Wishbone Stud Access	A082B6057F	2
64	Screw, Cover Fixing	A075W5022Z	8

This Page '85 Model Year On.
For Cars Prior to '85 M.Y. See 31.01A

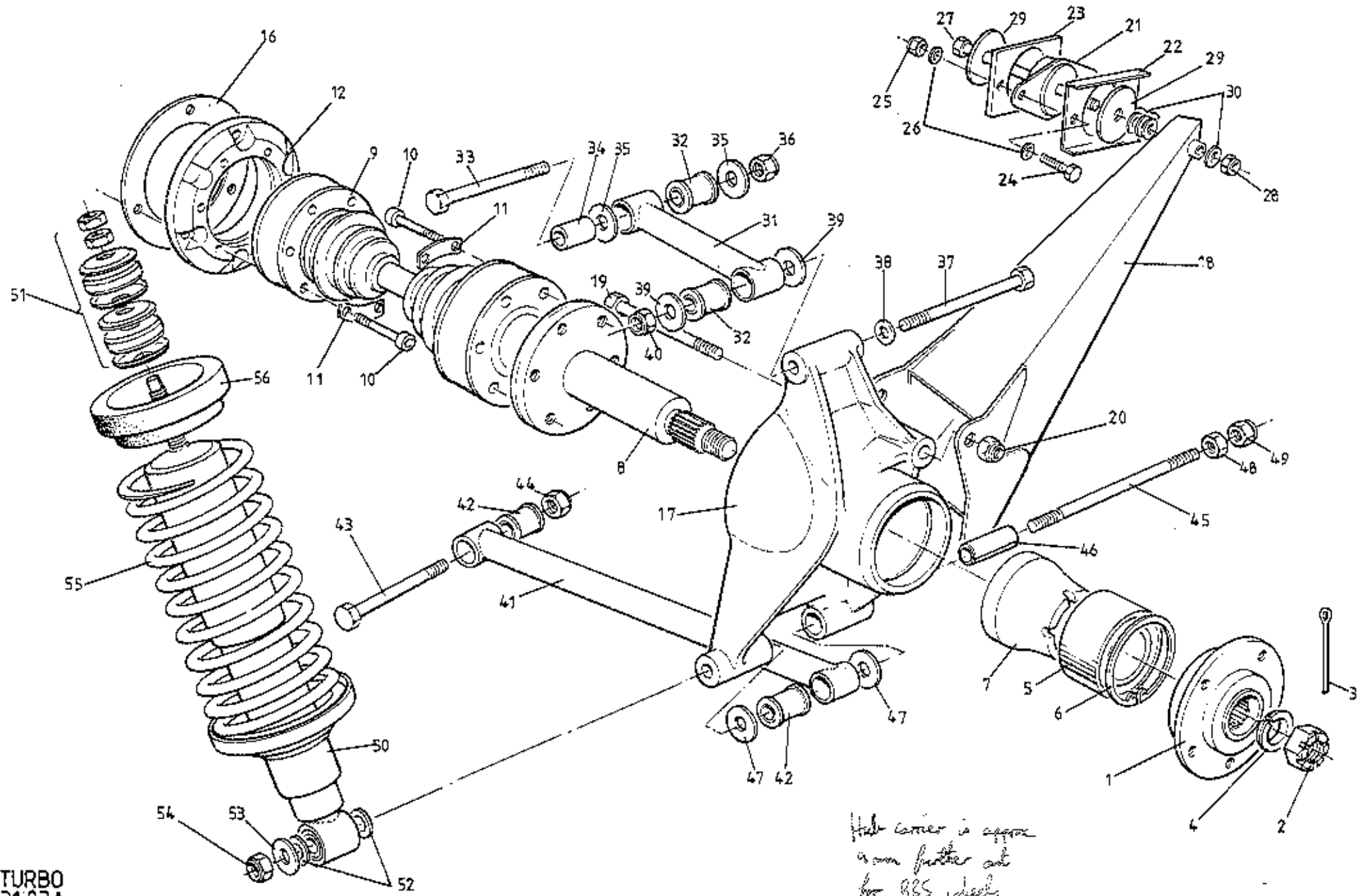
Heater Only)
 With A/C) Replaced by
 Heater Only) Conical Spring/Damper
 With A/C) Assembly

Heater Only. Includes Top Abutment Plate
 With A/C. Includes Top Abutment Plate
 Heater Only
 With A/C. R/B B082C4097F
 With A/C (Longer than 'A')

For Parallel Spring (R/B) Inc. Top
 A082C4095F + Conical Spring) } Stem Bush
 For Conical Spring) Kit.
 > Damper to Lower Wishbone
 >

R/B A079U4352K

Turbo ('85 M.Y. on) 31.01B
 Page 3



TURBO
31.03A

ILLUS
NO.

QUANTITY

MAY 1991

31.03A

DESCRIPTION

PART NUMBER

ALL

REMARKS

	Rear Hub Assembly (with studs)	B082D4071F	2	Comarotive Wheels Comarotive Wheels BBS Wheels	
	Stud, Wheel	A079D6002H	8		
1	Rear Hub	A082D4094F	2		
2	Nut, Hub Retaining	A082D4062F	2		
3	Split Pin, Hub Nut	A075W6010Z	2		
4	Cone, Hub Retention	A075D0256F	2		
5	Bearing, Rear Wheel	A082D6012F	2		
6	Circlip, Bearing Retaining	A082D6013F	2		
7	Spacer, Drive Shaft/Bearing	A082D4064F	2		
8	Drive Shaft, Outboard	A082D4067F	2		
9	Drive Shaft Assembly, Intermediate	B082D4057F	2		
	Boot Kit, Drive Shaft C.V. Joint	A082D6018F	4		
10	Bolt, Allen, M10 x 65 x 1.5 mm	A079W7020F	24	D.Shaft to Adaptor and Outboard D.Shaft	
11	Segment Washer	A082D6017F	12		
12	Adaptor, Driveshaft	A082D4053F	2		
	Nut Special	B079D6011F	6		
	Washer, Spring, 12 mm	A075W4069F	6		
	Stud, Output Shaft/Adaptor	A079D6003F	6		
16	Shim, Output Shaft to Disc	A079D4022K	4		
17	Hub Carrier, RH	A082D4072K	1		
	Hub Carrier, LH	A082D4073K	1		
18	Radius Arm, RH <i>3mm thick endplates</i>	B082D4056K	1		Comarotive Wheels BBS Wheels.R/B C082D4078K With 130mm Bolts BBS Wheels.R/B B082D4110J
	Radius Arm, RH	B082D4078K	1		
	Radius Arm, RH	C082D4078K	1		
	Radius Arm, RH <i>6mm</i>	B082D4110J	1	Comarotive Wheels BBS Wheels.R/B C082D4077K With 130mm Bolts BBS Wheels.R/B B082D4111J	
	Radius Arm, RH <i>1/2 x 1/8 bolts on underside</i>	B082D4055K	1		
	Radius Arm, LH	B082D4077K	1		
	Radius Arm, LH	C082D4077K	1		
	Radius Arm, LH	B082D4111J	1		
19	Bolt, M10 x 120, Rad. Arm/Hub Carrier	A075W2064Z	4	Except Rad. Arm C082D4077/8 For Rad. Arm C082D4077/8	
	Bolt, M10 x 130, Rad. Arm/Hub Carrier	A075W2065F	4		
20	Nut, Nyloc M10	A075W3011F	4) Radius Arm to Hub Carrier Turbo 31.03A Page 1	
	Washer, Plain	A075W4024Z	4		

ILLUS
NO.

QUANTITY

31.03A

DESCRIPTION

PART NUMBER

ALL

REMARKS

21	Mounting Rubber	A046D6000F	2		Radius Arm to Chassis
22	Plate, Reinforcing	CG79D4013K	2		>
23	Spacer, 0.9mm, Toe-In Adjust	C079D4051F	A/R		>
	Spacer, 1.5mm, Toe-In Adjust	A079D4051F	A/R		>
	Spacer, 6.0mm, Toe-in Adjust	B079D4051F	A/R		>Radius Arm Mounting to Chassis
24	Setscrew, M8 x 35	A075W1041F	4		>
25	Nut, Nyloc M8		4		>
26	Washer, Plain	A075W4020Z	8		>
27	Bolt, 7/16" x 4 1/2", UNF	A075W2087F	2)
28	Nut, Torqloc, 7/16" UNF	A075W3004F	2)
29	Washer, Large, 7/16" x 1 1/2"	A075W4006F	4)Radius Arm to Mounting
30	Washer, Toe-In Adjust	A075W4005F	10)
	Upper Link (Less Bushes)	A082D4086F	2		>
	Bush, Upper Link (Metalastick)	A082D6016F	4		>
	Bolt, 1/2" UNF x 5", Link/Chassis	A079W2025F	2		>Compotive Wheels
	Spacer, Split	A079D4025F	2		>
	Washer, 1/2" x 1 1/4"	A075W4008Z	2		>
	Nut, Nyloc, 1/2" UNF	A075W3005F	2		>
31	Upper Link (Less Bushes)	B082D4081F	2)BBS Wheels
32	Bush, Upper Link (Silentbloc)	A082D4084F	4)
	Bolt, 1/2" UNF x 5", Link/Chassis	A079W2025F	2		>
	Spacer, Split	A079D4025F	2		>BBS Wheels up to VIN 82 D 1161
	Washer, 1/2" x 1 3/4"	A079W4083F	4		> 82 - 0346
	Nut, Nyloc, 1/2" UNF	A075W3005F	2		>
33	Bolt, 1/2" UNF x 4 1/2", Link/Chassis	A079W2023F	2)
34	Spacer	A082D4099K	2)BBS Wheels From VIN 82 D 1162
35	Washer, 1/2" x 1 3/4"	A079W4083F	4) 82 - 0347
36	Nut, Nyloc, 1/2" UNF	A075W3005F	2)

Turbo 31.03A

Page 2

d5pl4

ILLUS
NO.

QUANTITY

MAY 1991

31.03A

DESCRIPTION

PART NUMBER

ALL

REMARKS

	Bolt, 1/2" UNF x 5.1/2" Top Link/Carrier	A079W2091F	2)	
	Washer, Bolt/Carrier, Nut/Link	A075W4008Z	4)	Comanotive Wheels
	Washer, 1/2" Hardened, Link/Carrier	A074D6003F	2)	
	Nut, Nyloc, 1/2" UNF	A075W3005F	2)	
37	Bolt, 1/2" UNF x 5.1/2" Top Link/Carrier	A079W2091F	2	>	
38	Washer, Bolt Head	A074D6003Z	2	>	BBS Wheels
39	Washer, 1/2" x 1.3/4"	A079W4083F	4	>	
40	Nut, Nyloc 1/2" UNF	A075W3005F	2	>	
	Lower Link, (Less Bushes)	A082D4060F	2)	
	Bush, Lower Link, Outer, Metalastik	A082D6016FZ	2)	Comanotive Wheels
	Bush, Lower Link, Inner, Metalastik	A074D6002F	2)	
41	Lower Link (Less Bushes)	B082D4083F	2	>	BBS Wheels 48mm between centers.
42	Bush, Lower Link, Silentbloc	A082D4084F	4	>	
43	Bolt, 1/2" UNF x 2.1/2", Link/Chassis	A075W2097F	2		
44	Nut, Nyloc, 1/2" UNF, Link/Chassis	A075W3005F	2		
45	Stud, Lower Link/Hub Carrier	B079D4024F	2		
46	Split Spacer	B082D4079F	2		
	Washer, 1/2" x 1.1/4", Link/Spacer	A075W4008Z	2)	
	Washer, 1/2" Hardened, Link/Carrier	A074D6003F	2)	Comanotive Wheels
47	Washer, 1/2" x 1.3/4"	A079W4083F	4		BBS Wheels
48	Locknut, 1/2" UNF	A075W3017F	2		
49	Nut, Nyloc, 1/2" UNF	A075W3005F	2		
50	Damper Assy. (Includes A082C6033F)	B082D4058F	2		Prior to '85 M.Y. R/B C082D4058F
	Damper Assy. (Includes A082C6033F)	C082D4058F	2		Prior to '85 Model Year Blue With Green Spot on Lower Body If fitting to early car (up to approx. VIN 82D 1029, 82H 0334), with 16mm diameter damper stem hole in chassis: Fit only in pairs with 2 off top stem bush kit A082C6032F. Later cars have 19.5mm double thickness hole and use bush kit A082C6033F.

ILLUS
NO.

MAY 1991

31.03A

DESCRIPTION

PART NUMBER

QUANTITY

ALL

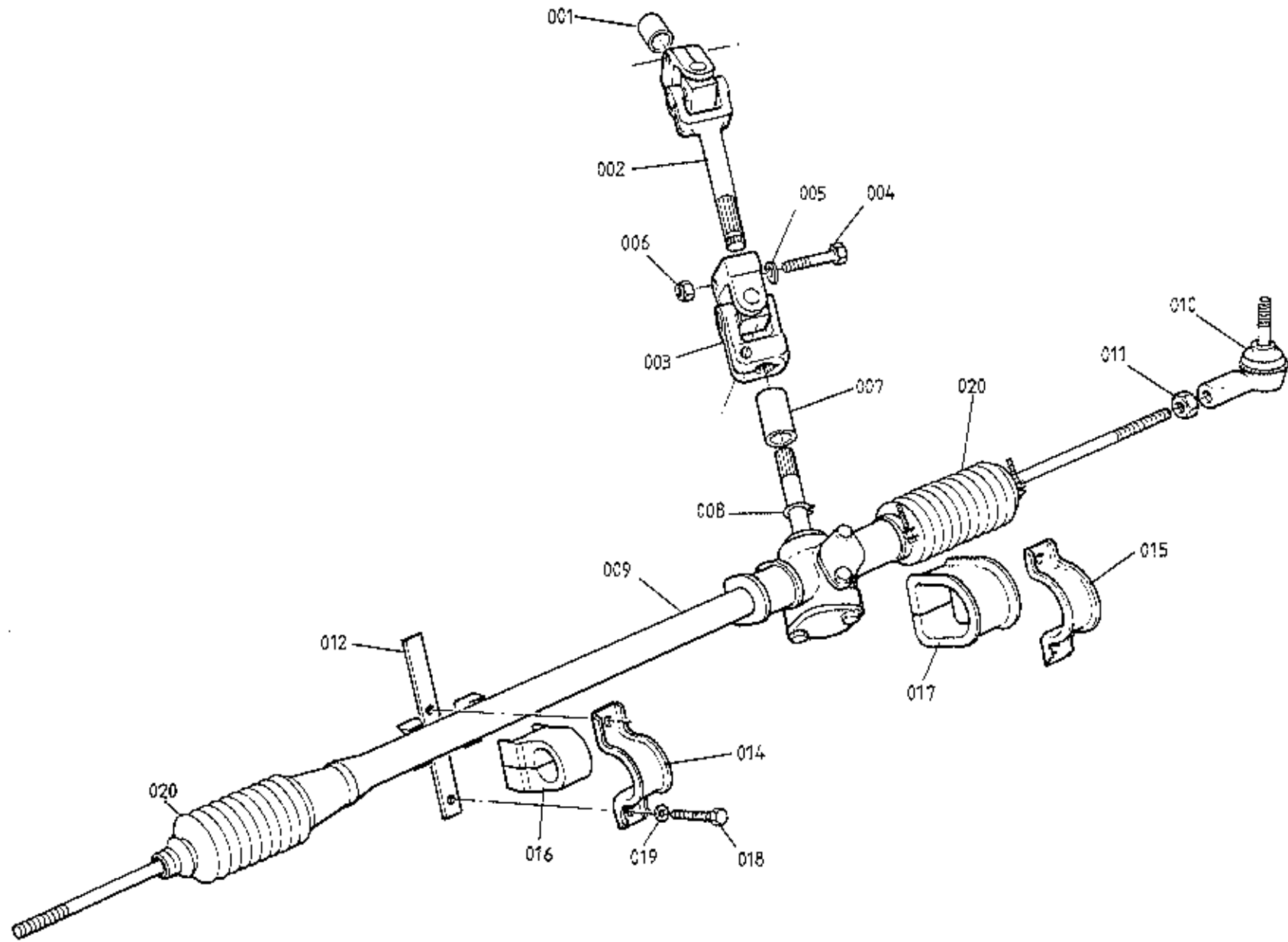
REMARKS

	Damper Assy. (Includes A082C6036F)	A082D4102F	2	1985 Model Year Onward Black With White Spot on Lower Body 16mm Chassis Hole) Prior to 19.5mm Chassis Hole) '85 M.Y. 1985 Model Year On.
51	Bush Kit, Damper Top Stem (3/8" UNF)	A082C6032F	2	
	Bush Kit, Damper Top Stem (3/8" UNF)	A082C6033F	2	
	Bush Kit, Damper Top Stem (M10)	A082C6036F	2	
52	Spacer Washer, Damper Lower Fix	A075W4028F	4	
53	Washer, Flat	A075W4008F	2	
54	Nut, Nyloc, 1/2" UNF, Damper/Carrier	A075W3005F	2	
55	Road Spring, Green/Green	E079D4003F	2	Heater only cars
	Road Spring, Green/Green	E079D4003F	2	A/C cars. R/B D079D4003F in pairs
	Road Spring, Green	F E079D4003F	2	A/C cars. 1/4" longer than E079D4003F
56	Insulator, Rear Spring	A079D4028F	2	
	Grommet, RH Wheelarch	A082U6073F	1	

11

Turbo 31.03A

Page 4



TURBO
3201A

LHD ILLUSTRATED

ILLUS
NO.

QUANTITY

MAY 1991

32.01A

DESCRIPTION

PART NUMBER

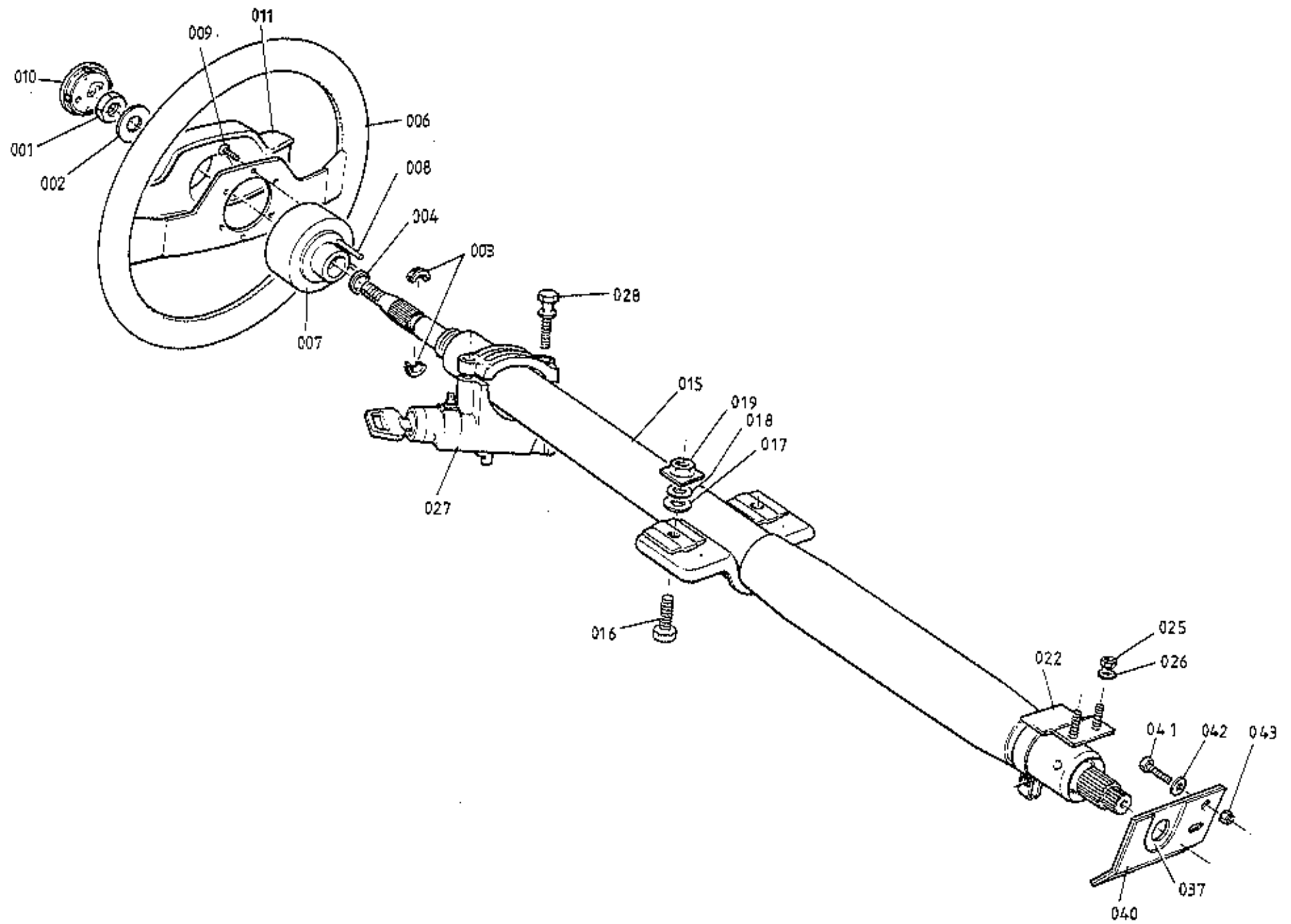
RHD

LHD

REMARKS

001	Protective Sleeve, Column Spline	A079H4010K	1	1	
002	Intermediate Steering Column Assy.	A079H4002F	1	1	Inc. Upper U/J
003	Universal Joint, Lower	C075H6009F	1	1	
004	Bolt, M8 x 35, Universal Joint Clamping	A079H4019F	3	3	
005	Washer, Flat, U/J Clamp Bolt	A075W4020Z	3	3	
006	Nut, Nyloc, M8 U/J Clamp Bolt	A075W3010Z	3	3	
	Protective Sleeve, Pinion Shaft	A079H4011K	1	1	R/B A082H4030H plus A082H6025F
007	Spacer, Column Lower U/J	A082H4030H	1	1	
008	Circlip, Pinion Shaft/Spacer	A082H6025F	1	1	
009	Rack & Pinion Assembly	A082H4021F		1	R/B D082H4021F With Reduced Travel
	Rack & Pinion Assembly	D082H4021F		1	
	Rack & Pinion Assembly	A082H4020F	1		R/B D082H4020F with Reduced Travel
	Rack & Pinion Assembly	D082H4020F	1		
010	Ball Joint Track Rod End	A075H6001Z	2	2	
011	Locknut, 1/2" UNF, Ball Joint	A075W3017Z	2	2	
012	Tapping Plate, Steering Rack Mounting	B079H4004F	2	2	
	Shim, Rack Assy. to Chassis	A079H4006K	4	4	
014	Clamp Bracket, Rack Assy. to Chassis	B007H4104Z	1	1	Non-Pinion End
015	Clamp Bracket, Rack Assy. to Chassis	B007H4105Z	1	1	Pinion End
016	Rubber Mounting, Rack Assembly	A007H4103Z	1	1	Non-Pinion End
017	Rubber Mounting, Rack Assembly	A007H4106Z	1	1	Pinion End
018	Setscrew, M8 x 20, Clamp to Chassis	A075W1038Z	4	4	
019	Washer, Spring, Clamp to Chassis	A075W4036Z	4	4	
020	Gaiter Set, Steering Rack (inc. clips)	A082H6023F	1	1	

Turbo 32.01A



TURBO
3205A

ILLUS
NO.

QUANTITY

MAY 1991

32.05A

DESCRIPTION

PART NUMBER

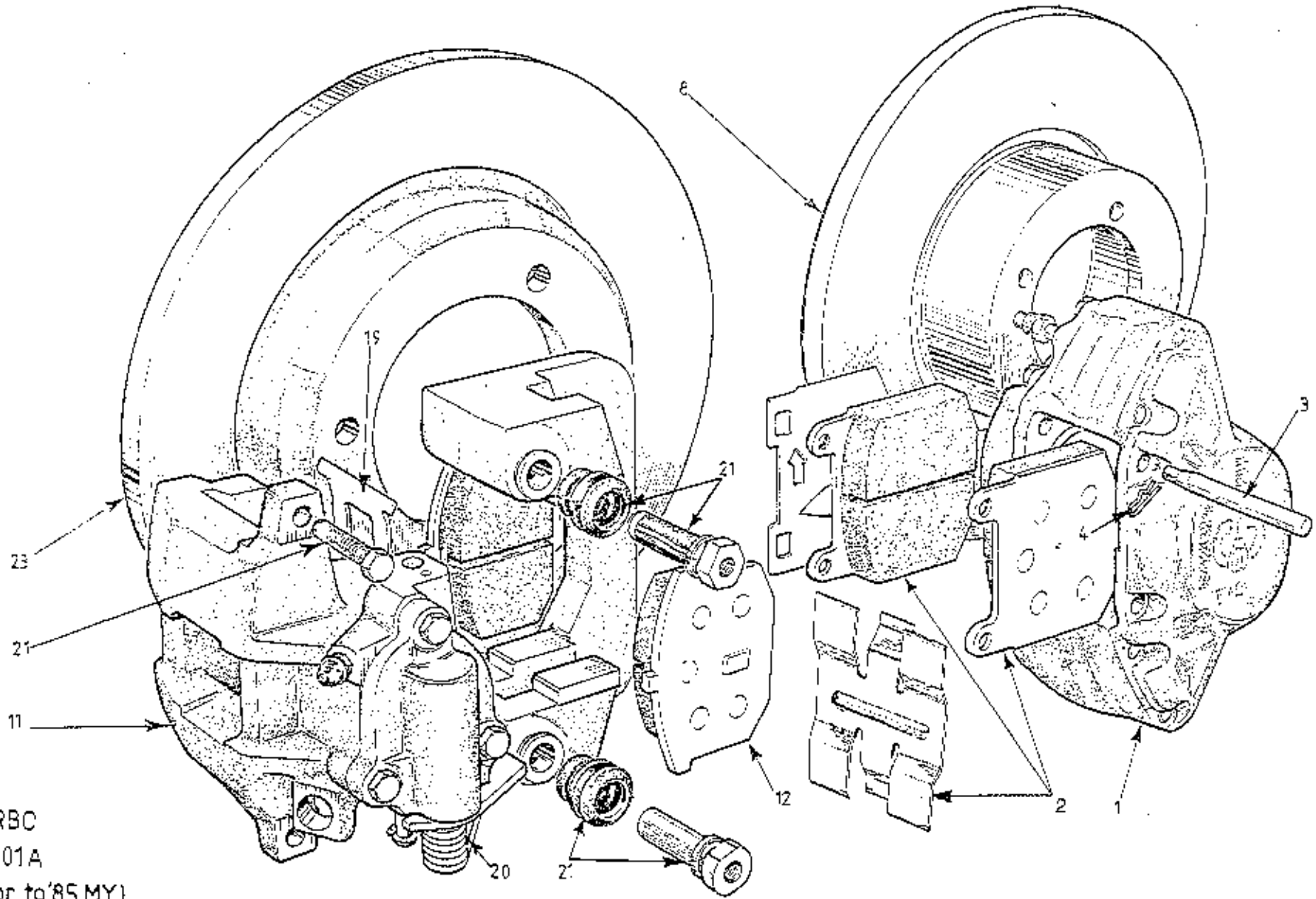
RHD

LHD

REMARKS

001	Nut, Steering Wheel to Column	A075W3005Z	1	1	
002	Washer, Steering Wheel Nut	A075W4008Z	1	1	
003	Collet, Steering Wheel Thrust	A085H601BF	2	2	
004	Band, Collet Retaining	A085H6019F	1	1	
	Steering Wheel Assembly, Black	A085H4028F	1	1	With 'Old' Badge)
	Steering Wheel Assembly, Black	C085H4028F	1	1	With 'New' Badge)inc. * Items
*006	Steering Wheel, Black Leather	A079H6009H	1	1	
	Steering Wheel, Coloured Leather	B079H6009H	1	1	Special Order. State VIN or Colour
*007	Hub, Steering Wheel	A085H4026H	1	1	
*008	Roll Pin, Turn Indicator Cancelling	A079H6013H	2	2	
*009	Fixing, Wheel to Hub	A079H6012H	6	6	
*010	Wheel Centre ('Old' Badge)	A082H6016H	1	1	
	Wheel Centre ('New' Badge) <i>(over) back/old</i>	B082H6024H	1	1	
011	Crash Pad, Black Leather	A082V4789K	1	1	
	Crash Pad, Coloured Leather	B082V4789K	1	1	Special Order. State VIN or Colour
015	Steering Column Assembly	B079H6006F	1	1	
016	Setscrew, M10 x 25, Column/Scuttle	A075W1048Z	2	2	
017	Washer, Flat, Column/Scuttle	A075W4025Z	2	2	
018	Washer, Shakeproof, Column/Scuttle	A075W4044Z	2	2	
019	Nut, Special, Column/Scuttle	A079U4098F	2	2	
022	Clamp, Column to Pedal Box	A082H4022J	1		
	Clamp, Column to Pedal Box	A082H4023J		1	
025	Nut, Nyloc M8, Clamp to Pedal Box	A075W3010Z	2	2	
026	Washer, Flat, Clamp to Pedal Box	A075W4020Z	2	2	
027	Lock, Steering Column c/w Ignition Switch	A079H6001F	1	1	
028	Shear Bolt, Lock to Column	A079H6008F	2	2	
037	Seal Plate, Column to Bulkhead	A079U4332F	1		
	Seal Plate, Column to Bulkhead	A079U4331F		1	
040	Gasket, Seal Plate to Bulkhead	B079U4325F	1	1	
041	Setscrew, M6 x 20, Plate to B/Head	A075W1030Z	1	1	
042	Washer, Sealplate Fix	A075W4015Z	1	1	
043	Nut, Nyloc, M6	A075W3009F	1	1	

Turbo 32.05A



TURBO
 33.01A
 (Prior to '85 M.Y.)

ILLUS
NO.

QUANTITY

MAY 1991

33.01A

DESCRIPTION

PART NUMBER

ALL

REMARKS

ILLUS NO.	DESCRIPTION	PART NUMBER	QUANTITY	REMARKS
	<i>Head screw, front caliper</i>	<i>A079J6047F A079J6048F</i>	2	<u>This Page prior to '85 M.Y.</u> <u>For '85 M.Y. See 33.01B</u>
1	Caliper Assembly, Front, RH	B082J6052F	1	Includes Brake Pads
	Caliper Assembly, Front, LH	B082J6053F	1	Includes Brake Pads
2	Brake Pad Set, Front	A082J6058F	1	Includes Pins & Clips
3	Pin, Pad Retaining	A079J6026F	4	
4	Clip, Pin Retaining	A079J6027F	4	
	Bolt, Caliper to Mounting Bracket	A079J6007F	4	
	Washer, Spring, 12 mm	A075W4069F	4	
	Service Kit, Front Caliper	X036J6003ZJ	A/R	Includes 4 Piston Seals, 4 Dust Boots, 4 Dust Boot Clips
8	Disc, Front Brake	A075J0297Z	2	
	Bolt, Disc to Hub	A075W1024F	8	
	Washer, Spring, 3/8"	A075W4067F	8	
11	Caliper Assembly, Rear, RH	A079J6012F	1	
	Caliper Assembly, Rear, LH	A079J6004F	1	
12	Brake Pad Set, Rear	A079J6024F	1	Includes Locking Bolts
	Bolt, M10 x 100, Caliper Mounting	A079W2062F	2	
	Bolt, M10 x 60, Caliper Mounting	A079W2055Z	2	
	Washer, Spring, 10 mm	A079W4070Z	4	
	Washer, Plain, 10 mm	A075W4024Z	4	
	Ring Dowel, Caliper	A079J6018F	4	
	Adaptor, Caliper to Brake Hose	A079J6051F	2	
19	Pad Damping Spring	A079J6047F	4	
20	Return Spring, RH	A079J6049F	1	Handbrake Lever Arm
	Return Spring, LH	A079J6048F	1	Handbrake Lever Arm
	Seal Kit, Rear Caliper	A079J6042F	A/R	
21	Guide Pin Kit	A079J6045F	A/R	Includes 4 Guide Pins, 4 Locking Bolts, 4 Bolts and Grease)inc. H/Brake Mechanism)
	Piston Kit, Rear Caliper, LH	A079J6043F	A/R	
	Piston Kit, Rear Caliper, RH	A079J6044F	A/R	
	Bleed Screw, Rear Caliper	A079J6046F	2	Turbo (Prior to '85 M.Y.) 33.01A Page 1

ILLUS
NO.



MAY 1991

QUANTITY

33.01A

DESCRIPTION

PART NUMBER

ALL

REMARKS

23

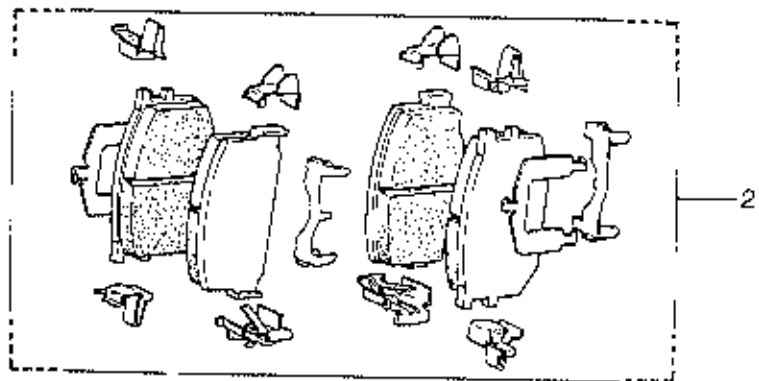
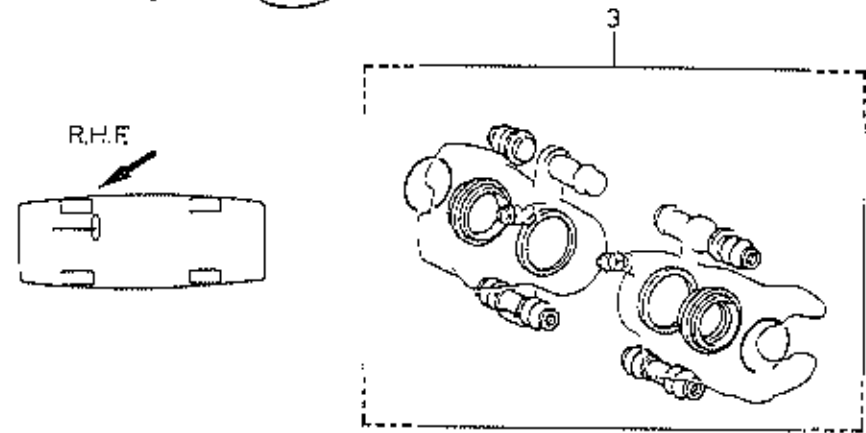
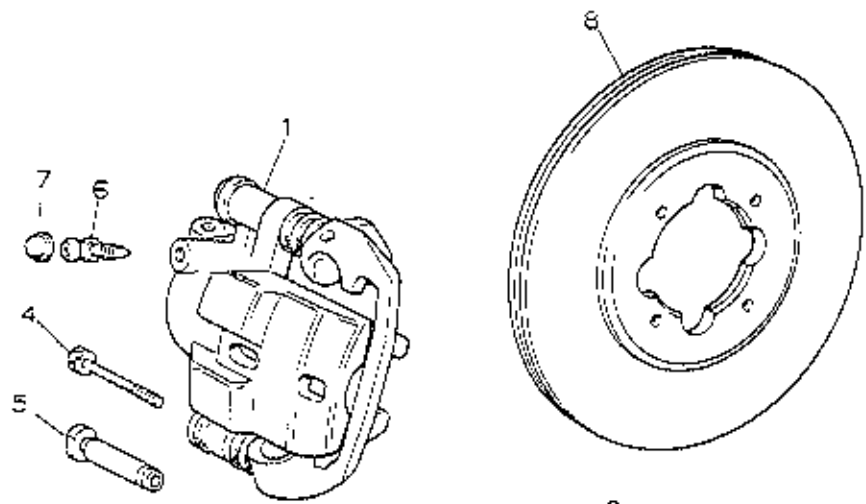
Disc, Rear Brake
Nut, M12, Disc Fixing
Washer, Spring, Disc Fixing

A079J4000F
A079D6011F
A075W4069F

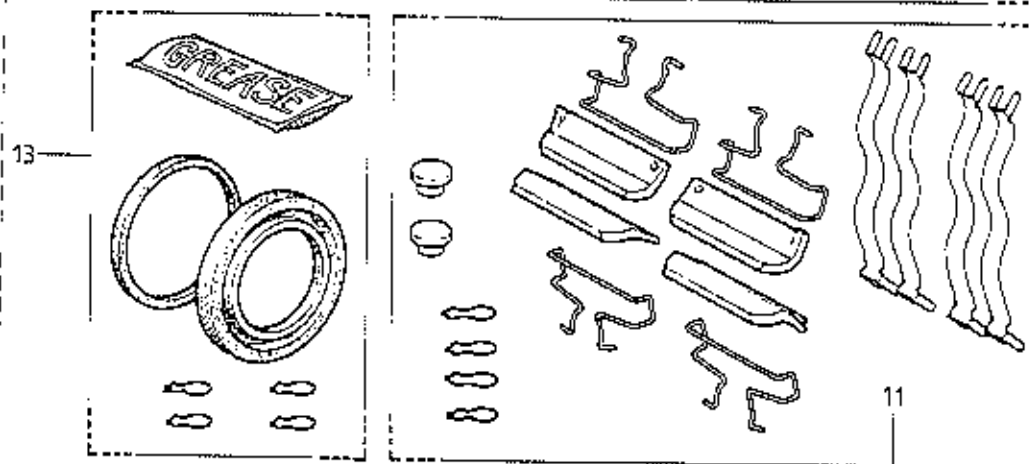
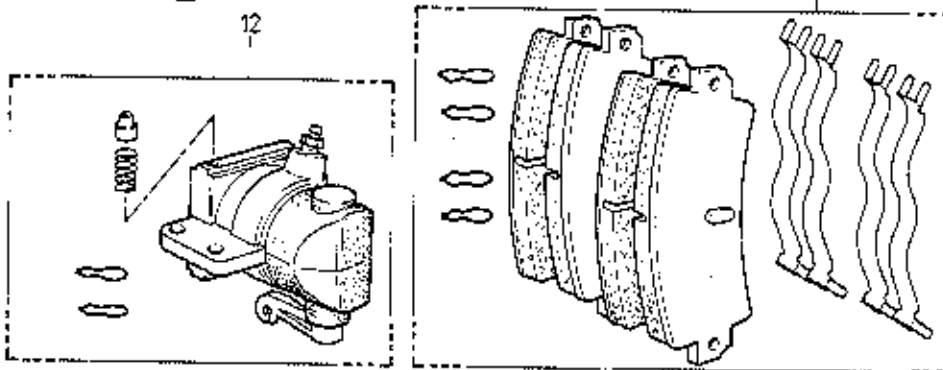
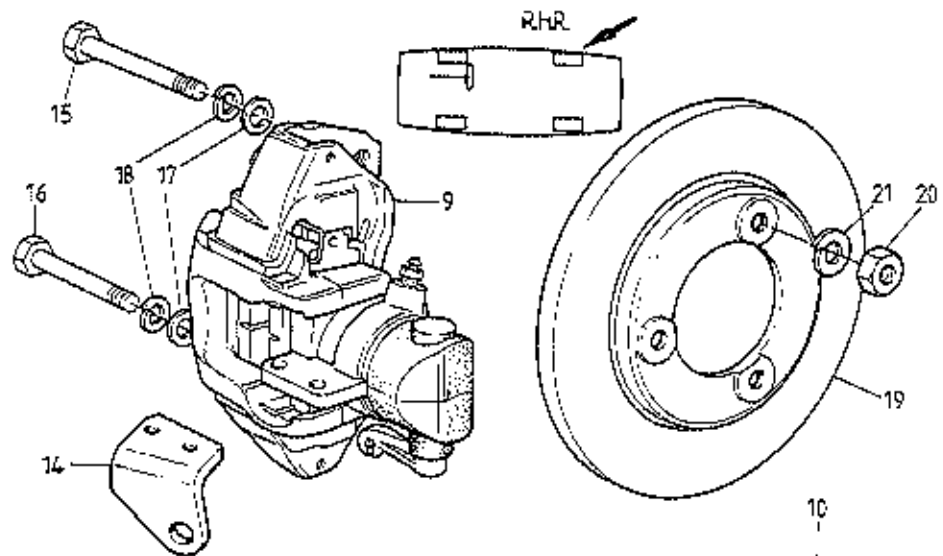
2
6
6

This Page Prior to '85 M.Y.
For '85 M.Y. See 33.01B

Turbo (Prior to '85 M.Y.) 33.01A
Page 2



33.01B TURBO (85 M.Y. CN)



ILLUS
NO.

QUANTITY

MAY 1991

33.01B

DESCRIPTION

PART NUMBER

ALL

REMARKS

ILLUS NO.	DESCRIPTION	PART NUMBER	QUANTITY	REMARKS
				<u>This Page '85 M.Y. Onward</u> <u>For Cars Prior to '85 M.Y. See 33.01A</u>
1	Brake Caliper Assembly, RH Front	A089J8056F	1	Less Brake Pads
	Brake Caliper Assembly, LE Front	A089J8057F	1	Less Brake Pads
2	Pad Set, Including Anti-Rattle Springs	A089J8055F	1	
3	Caliper Repair Kit, Front	A089J8025F	1	
4	Bolt, Caliper Swing Release	A089J8068F	2	
5	Bush, Lower, Caliper Sliding	A089J8069F	2	
6	Bleed Nipple, Front Caliper	A089J8026F	2	
7	Dust Cap, Bleed Nipple	A089J8013F	2	
	Bolt, Caliper Fixing	A089J0358F	4	
	Washer, Shakeproof, Caliper Fix	A075W4069F	4	
8	Brake Disc, Front, Ventilated	A089J8014F	2	
	Bolt, Brake Disc to Hub	A089C8013F	8	
	Washer, Brake Disc to Bolt	A089C8014F	8	
9	Brake Caliper Assembly, RH Rear	A082J4132F	1	Includes Brake Pads
	Brake Caliper Assembly, LH Rear	A082J4131F	1	Includes Brake Pads
10	Pad Set, Rear Calipers	A082J6076F	1	Inc. Anti-Rattle Springs & Locking Clips
11	Accessory Kit, Rear Calipers	A082J6078F	1	Inc. Anti-Rattle Springs, Locking Clips Retaining Plates, Springs, Bleed Caps)Inc. Locking Pin & Spring
12	Cylinder Assembly, RH	A082J6080F	1)
	Cylinder Assembly, LH	A082J6081F	1)
13	Seal Kit, Rear Caliper	A082J6079F	2	Inc. Piston Seal, Piston Boot, Locking Clips & Grease
14	Abutment, Park Braking Cable, RH	B082J4128F	1	
	Abutment, Parking Brake Cable, LH	B082J4127F	1	
	Setscrew, M8 x 20, Abutment/Caliper	A075W1038Z	4	
	Spring Washer, Abutment/Caliper	A075W4036Z	4	
15	Bolt, M12 x 85, Caliper Fix, Top	A082J4144F	2	
16	Bolt, M12 x 75, Caliper Fix, Bottom	A082J4145F	2	
17	Washer, Flat, Caliper Fix	A075W4028Z	4	

Turbo ('85 M.Y. On) 33.01B
Page 1

ILLUS
NO.



MAY 1991

QUANTITY

33.01B

DESCRIPTION

PART NUMBER

ALL

REMARKS

18
19
20
21

Washer, Spring, Caliper Fix
Brake Disc, Rear
Nut, M12, Disc Fixing
Washer, Spring, Disc Fixing

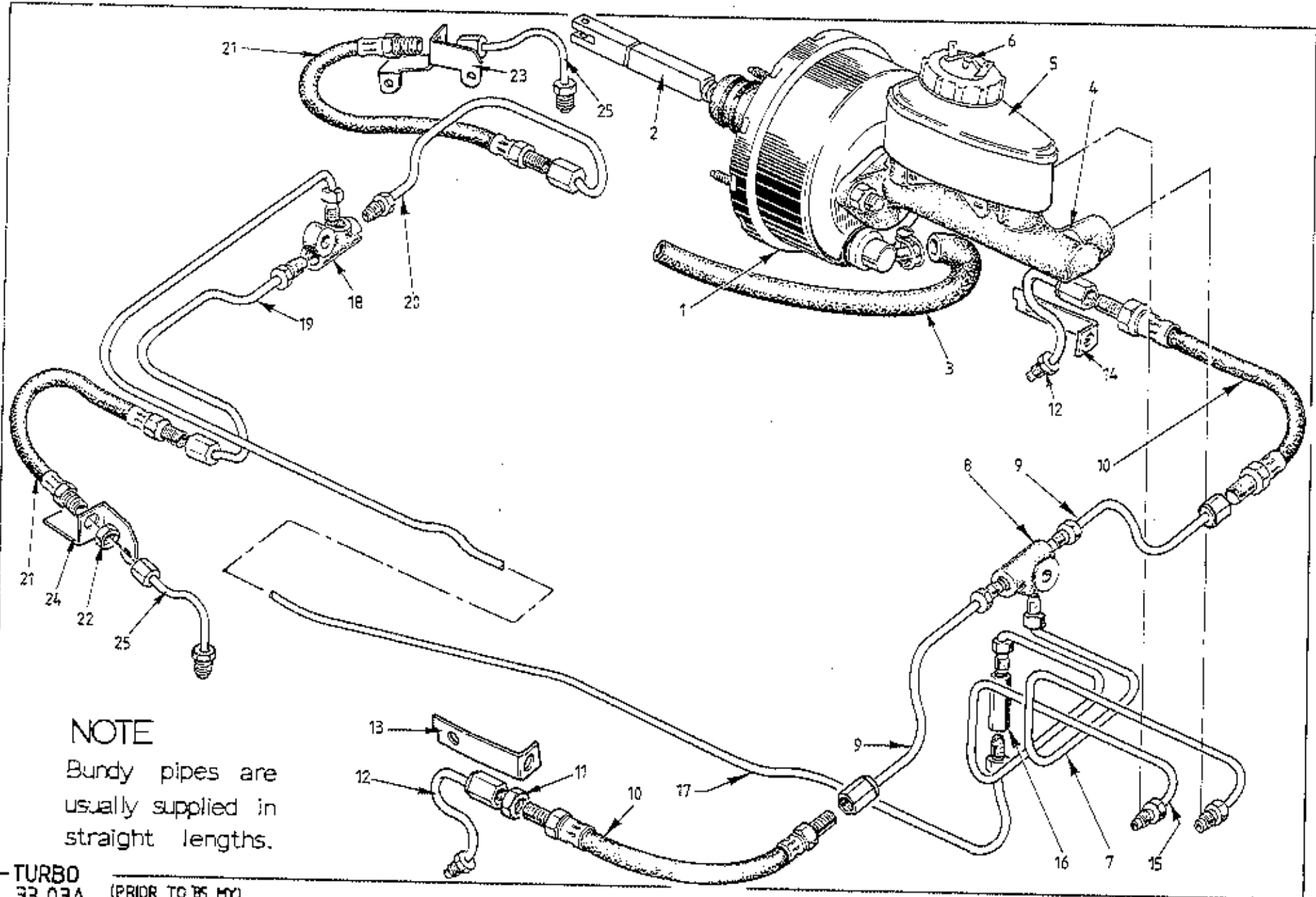
A075W4069F
A082J4124F
A079D6011F
A075W4069F

4
2
5
6

This Page '85 M.Y. Onward
For Cars Prior to '85 M.Y. See 33.01A

White Colour Code or Cast Part Number

Turbo ('85 M.Y. On) 33.01B
Page 2



NOTE

Bundy pipes are usually supplied in straight lengths.

TURBO
33.03A (PRIOR TO 85 MY)

ILLUS
NO.

QUANTITY

MAY 1991

33.03A

DESCRIPTION

PART NUMBER

LED

RED

REMARKS

ILLUS NO.	DESCRIPTION	PART NUMBER	LED	RED	REMARKS
					<u>This Page Prior to '85 M.Y.</u> <u>For Cars '85 M.Y. On See 33.03B</u>
1	Servo Assembly, Girling Type 50	A075J6080F	1	1	
2	Push Rod, Brake Pedal to Servo	B079J4037F	1	1	
	Clevis Pin, Pushrod to Pedal	A079W6143F	1	1	R/B A082J4197F
	Clevis Pin, Pushrod to Pedal	A082J4197F	1	1	
	Spring Clip, Clevis Retaining	A075W6175F	1	1	
	Service Kit, Brake Servo	A075J6033F	1	1	
	Non-Return Valve Kit	A075J6081F	1	1	
	Bracket, Servo to Pedal Box	A079J4036J	1	1	R/B B079J4036J
	Bracket, Servo to Pedal Box	B079J4036J	1	1	
	Spacer, Bracket to Pedal Box	A079J4004K	4	4	
	Nut, Bracket to Pedal Box	A075W3010F	2	2	
	Nut, Servo to Mounting Bracket	A075W3010F	4	4	
3	Hose, Vacuum, Servo to Bundy	BX75J0309K	1	1	
	Grommet, Servo Hose	X036M6289Z	1	1	
	Bundy Pipe, Servo Vacuum	A082J4091F	1	1	
	Hose, Vacuum, Bundy to Manifold	A075J6078V	1m	1m	
	Clip, Vacuum Hose	A079M6132F	4	4	
4	Brake Master Cylinder Assy.	A082J6064F	1	1	Type AS/AS
	Nut, M10, M/Cylinder to Servo	A082J6068J	2	2	
	Washer, M/Cylinder to Servo	A082J6069J	2	2	
5	Reservoir Kit, Master Cylinder	A082J6066F	1	1	
6	Fluid Level Warning Indicator	A079J6035F	1	1	
	Service Kit, Master Cylinder	A082J6065F	1	1	
	Banjo, Master Cylinder to Front Pipe	A082J6061F	1		Where Fitted
	Gasket, Banjo	A082J6063F	1		
	Gasket, Banjo	A082J6067F	1		
	Bolt, Banjo	A082J6062F	1		
	Grommet, Pipes Thro' Bulkhead	A075L6025F	2	2	
7	Pipe, Front Brake, M/C to 3-Way	A082J4082F	1		
	Pipe, Front Brake, M/C to 3-Way	A082J4083F		1	Turbo (Prior to '85 M.Y.) 33.03A

Page 1

ILLUS
NO.

MAY 1991

33.03A

DESCRIPTION

PART NUMBER

QUANTITY

RHD

LHD

REMARKS

8
9
10
11
12
13
14
15
16
17
18
19
20
21
22
23
24
25

Union 3-Way, Front
 Pipe, Brake, 3-Way to Hose
 Clip, Brake Pipe
 Screw, Pipe Clip to Chassis
 Hose, Front Brake
 Locknut, Front Brake Hose
 Washer Shakeproof, Front Brake Hose
 Pipe, Brake, Hose to Front Caliper
 Bracket, Caliper Pipe Support, RH
 Bracket, Pipe/Hose Support LH
 Pipe, Brake, Rear Feed
 Pipe, Brake, Rear Feed
 Union, Double Ended
 Pipe, Double Ended Union to Rear 3-Way
 Union, 3-Way, Rear
 Pipe, Brake, 3-Way to RH Hose
 Pipe, Brake, 3-Way to LH Hose
 Pipe, Brake, 3-Way to LH Hose
 Clip, Brake Pipe
 Screw, Clip to Chassis
 Hose, Rear Brake
 Hose, Rear Brake Armoured
 Locknut, Rear Brake Hose
 Washer, Shakeproof, 10 mm
 Bracket, Hose/Pipe to Caliper LH
 Bracket, Hose/Pipe to Caliper RH
 Pipe, Brake, Hose to Rear Caliper

B075J6019Z
 A079J4068F
 A075W6051Z
 A075W5011Z
 C075J6015F
 A075J6017F
 A075W4049Z
 A079J4071F
 A082J4080K
 A082J4081K
 A079J4066F
 A079J4072F
 A079J602CF
 A082J4095F
 B075J6019Z
 A082J4100F
 C082J4101F
 A082J4150F
 A075W6051Z
 A075W5011Z
 B082J6060F
 C082J6060F
 A075J6017F
 A075W4049Z
 A082J4095K
 A082J4096K
 A079J4071F

1
2
5
5
2
4
4
2
1
1
1
1
1
1
1
1
1
1
1
1
3
3
2
2
4
2
1
1
1
2

1
2
5
5
2
4
4
2
1
1
1
1
1
1
1
1
1
1
1
1
3
3
2
2
4
2
1
1
1
2

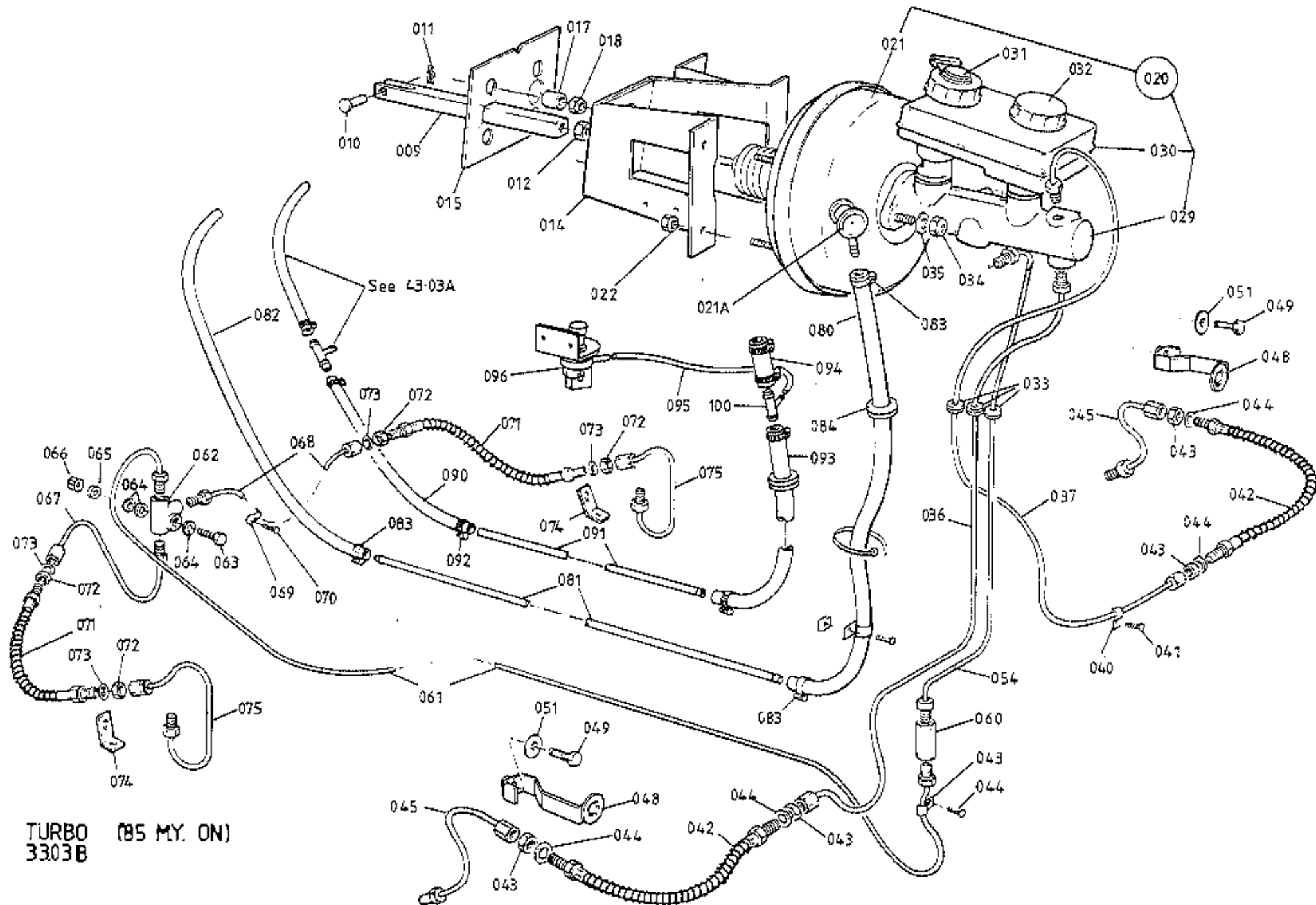
This Page Prior to '85 M.Y.
 For Cars '85 M.Y. On See 33.03B

Master Cylinder to Double Ended Union
 Master Cylinder to Double Ended Union

850 mm
 790 mm

Replaced by C082J6060F

Turbo (Prior '85 M.Y.) 33.03A
 Page 2



TURBO (85 M.Y. ON)
3303B

ILLUS
NO.

QUANTITY

MAY 1991

33.03B

DESCRIPTION

PART NUMBER

RHD

LHD

REMARKS

009	Pushrod, Brake Pedal to Servo	A082J4139F	1	1
010	Clevis Pin, Pedal to Pushrod	A082J4197F	1	1
011	Spring Clip, Clevis Retaining	A075W6175F	1	1
012	Locknut, Servo Pushrod	A075W3024Z	1	1
014	Bracket, Servo & Clutch M/Cylinder Mtg.	A082J4143J	1	1
015	Gasket, Servo Bracket to Body	A082J4156F	1	1
017	Spacer, Bracket to Pedal Box	A079J4004K	4	4
018	Nut, Nyloc, M8, Brkt. to Pedal Box	A075W3010Z	4	4
	Washer, Spring, Brkt. to Pedal Box	A075W4036Z	4	4
020	Servo/Brake Master Cylinder Assy.	A062J4147F	1	1
021	Servo Assembly, (Bendix DEA)	A082J4134H	1	1
021A	Non Return Valve & Seal	A082J6084F	1	1
022	Nut, Nyloc, M7, Servo to Bracket	A079F6023F	4	4
	Washer, Spring, Servo to Bracket	A075W4036Z	4	4
029	Brake Master Cylinder Assy.	A082J4133H	1	1
030	Reservoir, Brake Master Cylinder	A082J4135H	1	1
031	Fluid Level Warning Switch (Nivocode)	A082J4136H	1	1
032	Cap, Filler, Fluid Reservoir	A082J4137H	1	1
	Repair Kit, Master Cylinder	A082J6082F	1	1
033	Grommet Pipes Through Body	A075L6025F	3	3
034	Nut, Nyloc, M8, M/Cylinder to Servo	A075W3010Z	2	2
035	Washer, Flat, M/Cylinder to Servo	A075W4020Z	2	2
036	Pipe, Brake, M/Cylinder to RHF Hose	A082J4154F	1	
	Pipe, Brake, M/Cylinder to RHF Hose	A082J4152F		1
037	Pipe, Brake, M/Cylinder to LEF Hose	A082J4155F	1	
	Pipe, Brake, M/Cylinder to LEF Hose	A082J4151F		1
040	Clip, Brake Pipe to Chassis	A075W6051Z	5	5
041	Screw, Pipe Clip to Chassis	A075W5011Z	5	5
042	Hose, Front Brake	B089J6012F	2	2
043	Locknut, Front Brake Hose	A075J6017Z	4	4
044	Washer, Shakeproof, Brake Hose	A075W4049Z	4	4
045	Pipe, Brake Hose to Front Caliper	A089J0338F	2	2
048	Bracket, Pipe/Hose Support	A089J0350F	2	2
049	Setscrew, M6 x 20, Brkt. to Caliper	A075W1030Z	2	2
	Screw, Socket Head, M6 x 20	A082W7041F	2	2

This page for '85 M.Y. on
For cars prior 1985 see 33.03A

Inc. Reservoir Low Fluid Switch & Cap
Inc. N.R.V.

R/B A082W7041F
Turbo ('85 M.Y. on) 33.03B
Page 1

ILLUS
NO.

QUANTITY

MAY 1991

33.03B

DESCRIPTION

PART NUMBER

RHD

LHD

REMARKS

051	Washer, Flat, Brkt. to Caliper	A075W4016Z	2	2	This page '85 M.Y. on For cars prior 1985 see 33.03A
	Washer, Shakeproof, Brkt. to Caliper	A075W4046F	2	2	
	Nut, M6, Brkt. to Caliper	A075W9017F	2	2	
054	Pipe, Rear Brake M/Cyl. to D/E Union	A079J4066F	1		
	Pipe, Rear Brake, M/Cyl. to D/E Union	A079J4072F		1	
060	Union, Double Ended	A079J6020F	1	1	
061	Pipe, Rear Brake, D/E Union to 3-Way	A082J4099F	1	1	
062	Union, 3-Way, Rear	B075J6019Z	1	1	
063	Bolt, M6 x 40, 3-Way Union to Chassis	A075W2030F	1	1	
064	Washer, Spacer, 3-Way Union	A075W4014F	3	3	
065	Washer, Flat, Union Fix	A075W4013F	1	1	
066	Nut, Nyloc, M6, Union Fix	A075W3009F	1	1	
067	Pipe, Brake, 3-Way to RHR Hose	A082J4100F	1	1	
068	Pipe, Brake, 3-Way to LHR Hose	C082J4101F	1	1	
069	Clip, Brake Pipe to Chassis	A075W6051Z	3	3	
070	Screw, Pipe Clip to Chassis	A075W5011Z	3	3	
071	Hose, Rear Brake	C082J6060F	2	2	
072	Locknut, Rear Brake Hose	A075J6017F	4	4	
073	Washer, Shakeproof, Brake Hose	A075W4049Z	4	4	
074	Bracket, Rear Hose to Caliper	A082J4149F	2	2	
075	Pipe, Brake, Rear hose to Caliper	A082J4148F	2	2	
080	Hose, Vacuum, Servo to Bundy	EX75J0309K	1	1	>
081	Bundy Pipe, Servo Vacuum, Thro' Chassis	A082J4091F	1	1	> Prior
082	Hose, Vacuum Bundy to Manifold	A075J6078V	1054	1054	mm. See S/B 1984/17 > '87
083	Hose Clip, Vac. Hose	A075M6132F	4	4	> M.Y.
084	Grommet, Servo Vac. Hose	X036M6289Z	1	1	>
090	Hose, Vacuum, T-Piece to Bundy	A075J6078V	230mm	230mm)
091	Pipe, Bundy, Servo Vacuum	A082J4115F	1	1)
092	Clip, Hose	A082L6042F	8	8) '87 M.Y. on
093	Hose, Vacuum, Bundy to T-Piece	A075J6078V	800mm	800mm)
094	Hose, Vacuum, T-Piece to Servo	A075J6078V	100mm	100mm)
095	Pipe, Vacuum, T-Piece to Low Vacuum Switch	A910E6640V	200mm	200mm)

Turbo ('85 M.Y. On) 33.03B
Page 2

ILLUS
NO.



QUANTITY

33.03B

DESCRIPTION

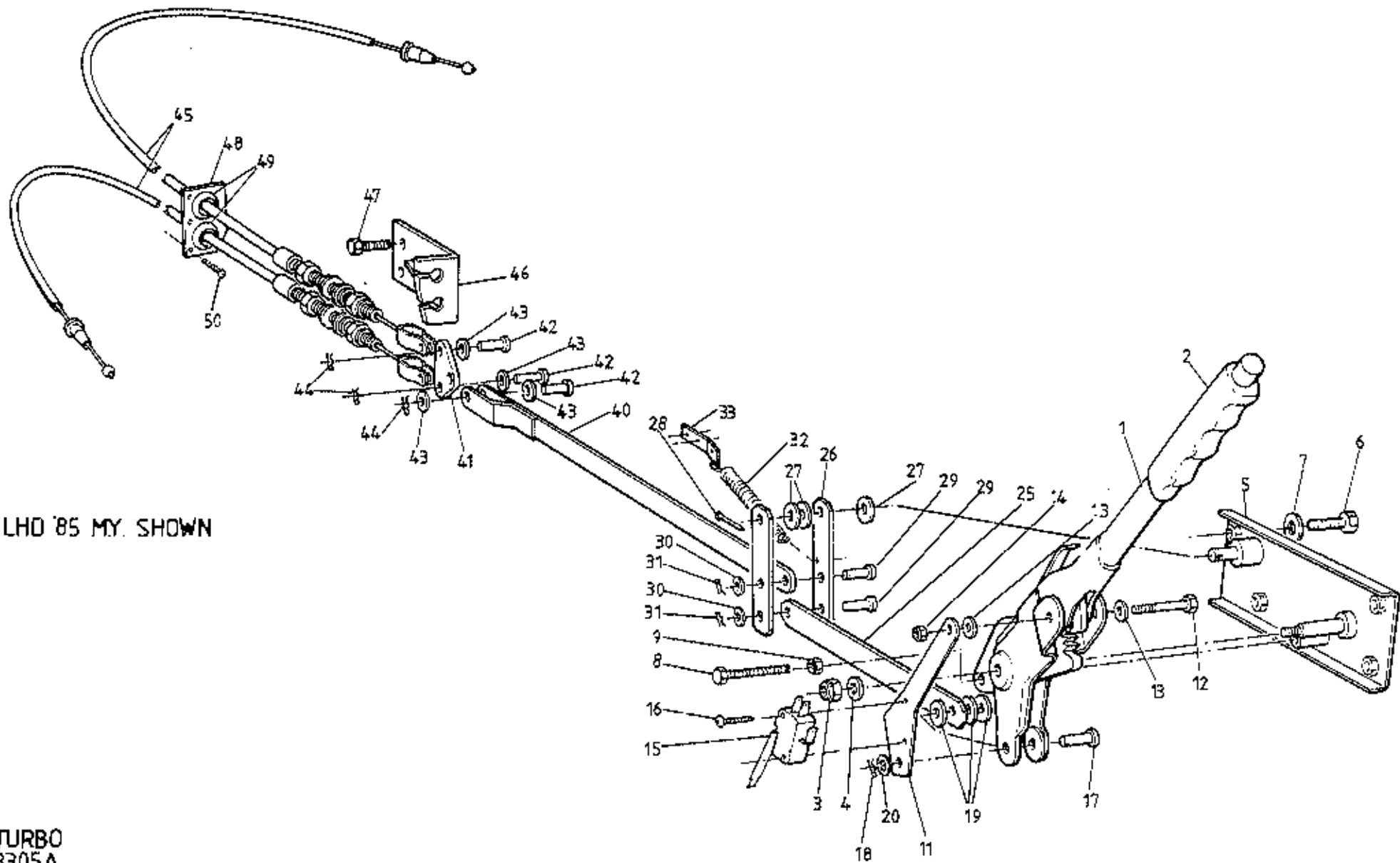
PART NUMBER

RED

LED

REMARKS

096	Switch, Low Vacuum	A082M6234F	1	1)
	Screw, s/t, No.6 x 1/2", Switch Fixing	A075W5015Z	2	2) '87 M.Y. on
	Nut, Spire, No.6, Switch Fixing	A075W6013Z	2	2)
100	'T'-Piece, Low Vacuum Switch Take-Off	A910E6644F	1	1)



LHD '85 MY. SHOWN

TURBO
3305A

ILLUS
NO.



QUANTITY

MAY 1991

33.05A

DESCRIPTION

PART NUMBER

PRIOR
'85 MY

1985
M.Y. ON

REMARKS

1
2
3
4
5
6
7
8
9
11
12
13
14
15
16
17
18
19
20

Handbrake Lever Assembly
Handbrake Lever Assembly
Handbrake Lever Assembly
Grip, Handbrake Lever
Nut, Nyloc, M10, Lever Pivot
Nut, Nyloc, M8, Lever Pivot
Washer, Flat, 10mm, Lever Pivot
Washer, Flat, 8mm, Lever Pivot
Mounting Plate, Handbrake Lever
Mounting Plate, Handbrake Lever
Mounting Plate, Handbrake Lever
Mounting Plate, Handbrake Lever
Setscrew, Mounting Plate to Sill
Setscrew, Mounting Plate to Sill
Washer, Mounting Plate to Sill
Washer, Large O/D, Mtg. Plate to Sill
Setscrew, M6 x 30, Ratchet Fixing
Nut, M6, Ratchet Fixing
Washer, Spring, Ratchet Fixing
Mounting Bracket, Handbrake Microswitch
Setscrew, M6 x 30, Switch Brkt. Fix
Washer, Flat Switch Brkt. Fix
Nut, Nyloc, M6, Switch Brkt. Fix
Microswitch, Handbrake Tell-tale
Screw, s/t, Switch to Brkt.
Screw, M3 x 16, Switch to Brkt.
Nut, Nyloc, M3, Switch to Brkt.
Clevis Pin, Handbrake to Link/Act. Rod
Spring Clip, Clevis Retaining
Washer, Handbrake Clevis
Washer, Clevis Spring Clip

A079J6000F
A082J6071F
A082J4157F
A079J6050F
A075W3011F
A075W3010F
A075W4023F
A075W4019F
E079U4216K
B079U4319K
C082B4478J
C082B4479J
A075W1038Z
A075W1039Z
A075W4002Z
A075W4022Z
A075W1032Z
A075W3020Z
A075W4035Z
A082U4909F
A075W1032Z
A075W4013Z
A075W3009Z
B075M6084Z
A075W5027Z
A082W5110F
A079W3060F
A079W6026F
A079W6175F
A075W4016F
A075W4015F

1
1
1
1
1
1
1
1
1
1
1
1
1
3
4
3
4
1
1
1
1
1
2
1
1
1
2
2
2
1
1
3
1

1
1
1
1
1
1
1
1
1
1
1
1
1
4
4
1
1
1
1
1
2
1
1
1
2
2
2
1
1
3
1

Multiplier Lever Introduced at VIN
82D 1695. 82 A/E/G/H/S 0531

Without Multiplier
With Multiplier
'Fold Down' Type
) As Fitted
)
>
> As Fitted
RED) Without Multiplier
LHD)
RED > With Multiplier
LHD >
Without Multiplier
With Multiplier
Without Multiplier
With Multiplier
Also Operates Handbrake Switch

Turbo 33.05A
Page 1

ILLUS
NO.



QUANTITY

33.05A

DESCRIPTION

PART NUMBER

PRIOR
'85 MY

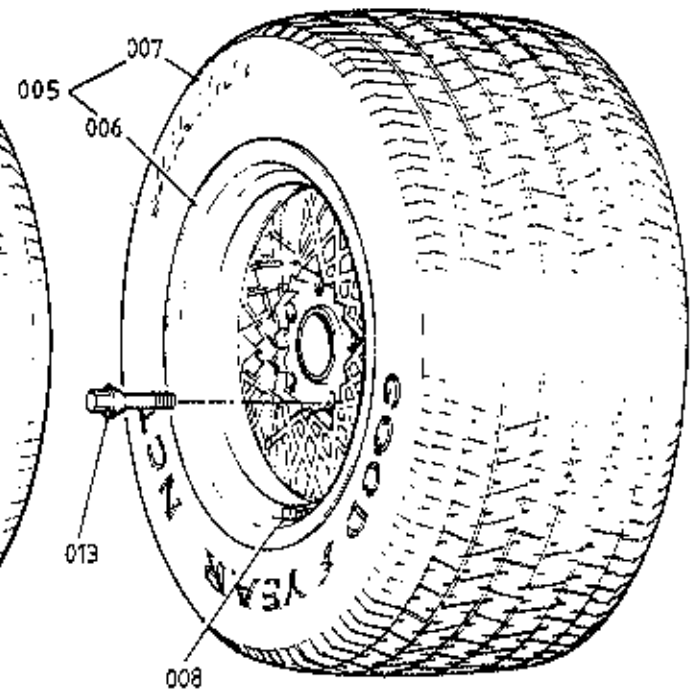
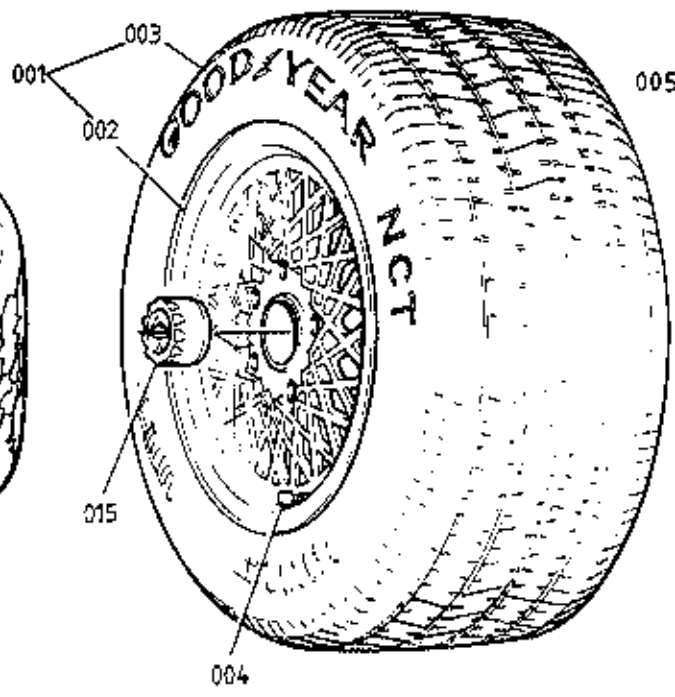
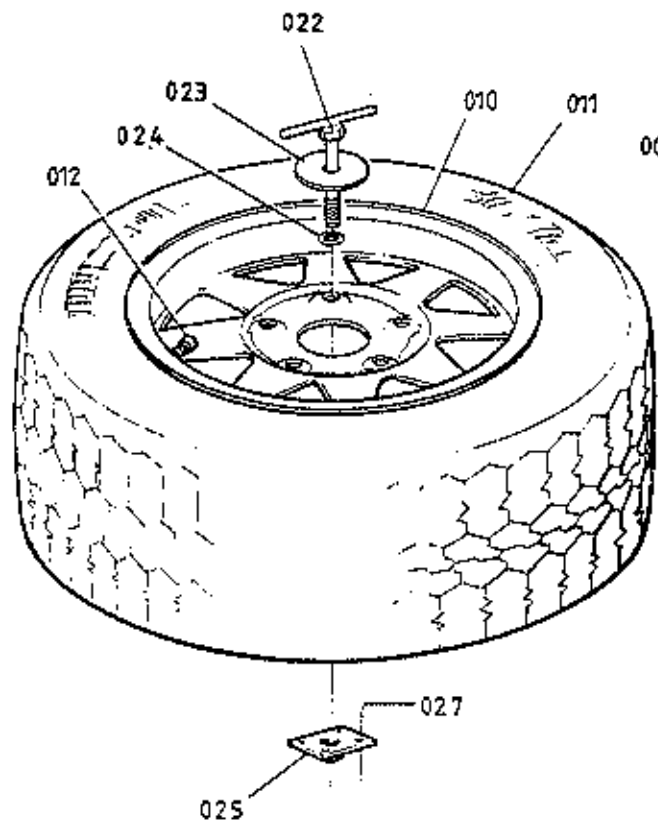
1985
M.Y.ON

REMARKS

ILLUS NO.	DESCRIPTION	PART NUMBER	PRIOR '85 MY	1985 M.Y.ON	REMARKS
					<u>Multiplier Lever Introduced at VIN 82D 1695, 82 A/E/G/H/S 0531</u>
25	Link, Handbrake to Multiplier	A082J4122K	1	1)
	Multiplier Lever	A082J4121K	2)
26	Multiplier Lever	B082J4121K		2)
27	Washer, Multiplier Lever Pivot	A075W4024Z	3	3)
28	Split Pin, Multiplier Lever Pivot	A075W6009Z	1	1)With Multiplier
29	Clevis Pin, Multiplier Lever	A075W6031Z	2	2)
30	Washer, Multiplier Clevis	A075W4015Z	2	2)
31	'R' Pin, Clevis Retaining	A075W6175Z	2	2)
32	Spring, Lever Return	A082J6075F		1	
33	Anchor Bracket, Return Spring	A082J4159F		1	
	Pop Rivet, Anchor Bracket to Body	A075W6090Z		2	
	Actuating Rod, Handbrake Lever/Compensator	B079J4024F	1		Without Multiplier
40	Actuating Rod, Multiplier/Compensator	A082J4120F	1	1	With Multiplier
41	Compensator, H/Brake Cables	A079J4023F	1	1	
42	Clevis Pin, Compensator	A075W6033F	3	3	
43	Washer, Clevis Pin	A075W4020F	3	3	
44	Spring Clip, Clevis Retaining	A075W6175F	3	3	
	Cable, Handbrake	A082J6056F	2		
45	Cable, Handbrake	A082J4138F		2	
	Cable Tie, Handbrake Cable	A082W6286F		3	Used if no Chassis tags Fitted
	Abutment, Handbrake Cable, Forward	E079J4021F	1	1	RHD
46	Abutment, Handbrake Cable, Forward	E079J4022F	1	1	LHD
47	Setscrew, M8 x 25, Abutment to Body	A075W1039F	2	2	
	Washer, Spring, Abutment to Body	A075W4036F	2	2	
48	Grommet Plate, Handbrake Cables	A079J4483F	2	2	
49	Grommet, Handbrake Cable	A075U6043Z	4	4	
50	Screw, Grommet Plate Fix	A075W5015Z	8	8	

Turbo 33.05A

Page 2



TURBO
3401A

ILLUS
NO.

QUANTITY

MAY 1991

34.01A

DESCRIPTION

PART NUMBER

PRICE
'85 MY1985
M.Y.ON

REMARKS

	Road Wheel & Tyre Assembly, Front	A082G4029F	2)
	Road Wheel, Front	A082G4024F	2)
	Tyre, Front, 195/60 VR15 Goodyear	A082G4038H	2)
	Valve, Tyre, Front Road Wheel	A082G6017F	2)
	Road Wheel and Tyre Assembly, Rear	A082G4030F	2)
	Road Wheel, Rear	A082G4025F	2)
	Tyre, Rear, 235/60 VR15 Goodyear	A082G4039H	2) Compomotive (Split Rim) Wheels
	Valve, Tyre, Rear Road Wheel	A082G6018F	2)
	Badge, Wheel Centre	A074G6004Z	4)
	Wheel Nut	A079G6011F	16)
	Wheel and Tyre Assembly, Spare	A082G4044F	1)
	Wheel, Spare	A082G4033H	1)
	Tyre, Spare, 175/70 SR14 Goodyear	A082G6019H	1)
	Valve, Tyre, Spare Wheel	A085G6025H	1)
001	Road Wheel & Tyre Assembly, Front	B082G4050F	2		>
	Road Wheel & Tyre Assembly, Front	A082G4059F		2	>
002	Road Wheel, Front	A082G6020H	2	2	>
003	Tyre, Front, 195/60 VR15 Goodyear NCT	A082G4038H	2		>
	Tyre, Front, 195/60 VR15 Goodyear NCT	A082G4060H		2	>
004	Valve, Front Tyre	A082G6027H	2	2	>
005	Road Wheel & Tyre Assembly, Rear	A082G4058F	2		> EBS Wheels
	Road Wheel & Tyre Assembly, Rear	A082G4061F		2	>
006	Road Wheel	A082G6021H	2	2	>
007	Tyre, Rear, 235/60 VR15 Goodyear NCT	A082G4057H	2		>
	Tyre, Rear, 235/60 VR15 Goodyear NCT	A082G4062H		2	>
008	Valve, Rear Tyre	A082G6027H	2	2	>
009	Wheel & Tyre Assembly, Spare	A082G4046F	1	1	R/B A082G6029F >
	Wheel & Tyre Assembly, Spare	A082G6029F		1	>
010	Wheel, Spare	A082G4045H	1	1	R/B A082G6028H >
	Wheel, Spare	A082G6028H		1	>

Turbo 34.01A
Page 1

ILLUS
NO.



QUANTITY

MAY 1991

34.01A

DESCRIPTION

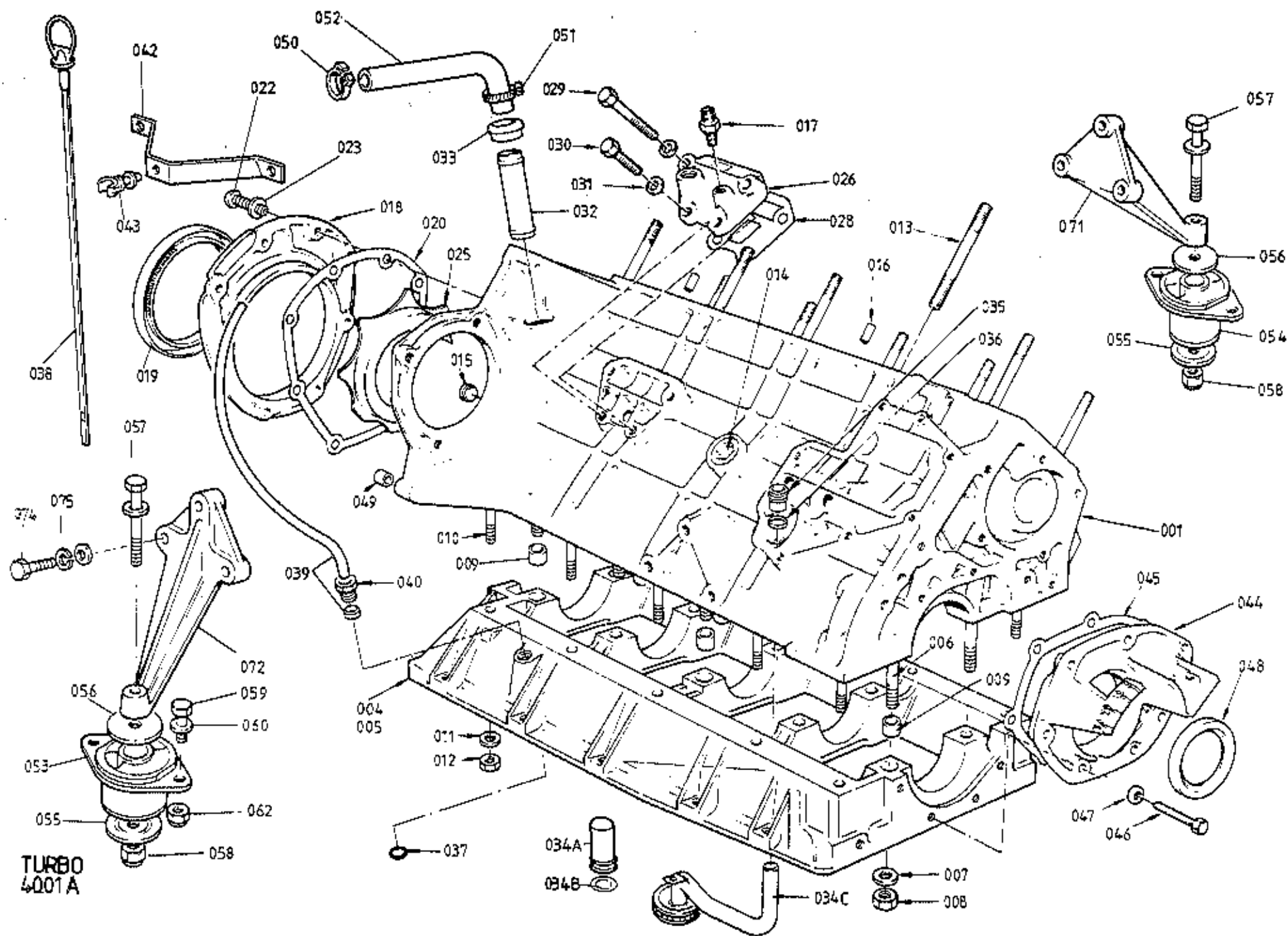
PART NUMBER

PRIOR 85 M.Y.	1985 M.Y. ON
------------------	-----------------

REMARKS

011	Tyre, Spare, 175/70 SR14, Goodyear	A082G6019H	1	1)
012	Valve, Spare Tyre	A085G6025H	1	1)BBS Wheels
013	Wheel Bolt	A082G6023F	20	20)
015	Finisher, Wheel Centre (With 'Old' Badge)	A082G4053J	4)
	Finisher, Wheel Centre (With 'New' Badge)	A085G4063J	4	4)
022	Clamp Bolt, Spare Wheel Securing	C082U4763K	1	1	
023	Clamp Plate	A075U0492Z	1	1	
024	'O' Ring, Clamp Bolt	A912E6398F	1	1	
025	Tapping Plate, Clamp Bolt	A079U4341K	1	1	
027	Pop Rivet, Tapping Plate to Body	A075W6068F	4	4	

Turbo 34.01A
Page 2



TURBO
4001A

ILLUS
NO.

QUANTITY

MAY 1991

40.01A

DESCRIPTION

PART NUMBER

DRY
SUMPWET
SUMP

REMARKS

001

Cylinder Block & Main Bearing Housing
Cylinder Block & Main Bearing Housing
Cylinder Block & Main Bearing HousingA910E0984J
B912E0750J
A910E9195J

1

1

>Inc. Items Up to 012

Stud, M12 x 183, Block to MBH

A908E0225Z

10

1

>

Stud, M12 x 183, Block to MBH

A908E0225Z

7

H.C.>

Stud, M12 x 192, Block to MBH

A907E0224Z

3

Heater Only

Stud, M12, Block to MBH

A907E0225Z

10

)With A/C

006

Washer, Flat, Block to MBH

A910E2383Z

10

10

007

Nut, M12, Block to MBH

A910E6903Z

10

10

008

Ring Dowel, Block to MBH

A911E0320F

10

10

009

Stud, M8 x 47 Block to MBH

A910E1396K

9

Stud, M8 x 41 Block to MBH

A907E0128Z

1

Stud, M8, Block to MBH

A907E0226Z

10

010

Washer, Flat, Block to MBH

A075W4020Z

10

10

011

Nut, M8, Block to MBH

A075W3021Z

10

10

012

Stud, M12, Cylinder Head to Block

A907E0224Z

10

10

013

Plug, 1" NPTF, Cylinder Block

A907E0528Z

2

2

014

Plug, 1/4" BSP, Oil Gallery

A907E6063Z

1

1

015

Spirol Pin, Cylinder Head to Block

A907E6007Z

2

2

016

Union, Oil Pressure Gauge Take-Off

A907E0625Z

1

1

017

Housing, Rear Crank Seal

A907E0599Y

1

1

R/B C907E0599Y

018

Housing, Rear Crank Seal

C907E0599Y

1

1

019

Seal, Crankshaft Rear, (Red)

A907E0631Z

1

1

R/B A912E2334F

Seal, Crankshaft Rear, (Black)

A912E2334F

1

020

Gasket, Rear Seal Housing

A907E0671Z

1

1

022

Setscrew, M6 x 25, Rear Housing/Block

A075W1031F

4

4

R/B A075W7016Z

023

Washer, Flat, Rear Housing/Block

A075W4013Z

4

4

R/B A075W4065Z

Button Head Screw, Housing/Block & MBH

A075W7016Z

8

8

Washer, Thin, Housing/Block & MBH

A075W4065Z

8

8

025

Sprayshield

B907E0662Z

1

1

026

Cover, Oil Gallery

B910E1400K

1

1

Std.

Cover, Oil Gallery

A910E2328K

1

)

Switch, Oil Pressure, 17.6 PSI

A910E6866F

1

)H.C.

Sealing Washer, Switch

A910E6831F

1

) Turbo 40.01A

Page 1

d5p31

ILLUS
NO.

QUANTITY

MAY 1991

40.01A

DESCRIPTION

PART NUMBER

DRY
SUMPWET
SUMP

REMARKS

028	Gasket, Oil Gallery	A907E0438Z	1	1	
029	Bolt, M8 x 35, Oil Gallery Cover	A075W1041Z	2	2	
030	Setscrew, M8 x 20, Oil Gallery Cover	A075W1038Z	2	2	
031	Washer, Flat, Oil Gallery Cover	A075W4020Z	4	4	
032	Spout, Crankcase Breather	B907E0626Z	1	1	
033	Bush, Breather Spout	A907E0659Z	1	1	
034A	Pipe, Oil Feed	B908E1282K	1		
034B	'O' Ring, Oil Feed Pipe/MBH	A908E6420F	1		
034C	Pipe, Oil Pick Up	A907E0624Z		1	
035	Union, Oil Pick Up/Feed Pipe	A907E0605Z	1	1	
036	Olive, Compression, Oil Pipe	A907E0606Z	1	1	
037	'O' Ring, Dipstick Tube	A912E6398F		1	
038	Dipstick	A910E1792F		1	
039	Tube, Dipstick, (c/w Olive)	A910E9020K		1	Std.
	Tube, Dipstick, (c/w Olive)	A910E9038J		1	H.C.
040	Tube Nut, Dipstick Tube	A911E6378F		1	
042	Bracket, Dipstick Tube to Plenum	B910E1793F		1	Std.
	Bracket, Dipstick Tube to Plenum	A910E1902F		1	H.C.
043	Clip, Plastic, Dipstick Tube Bracket	A910E6592F		1	
044	Front Cover	A907E1230F	1	1	
045	Gasket, Front Cover	A907E0245Z	1	1	
046	Setscrew, M6 x 25, Front Cover	A075W1031Z	7	7	
047	Washer, Flat, Front Cover	A075W4013Z	7	7	
048	Seal, Crankshaft Front	B907E6010F	1	1	
049	Dowel, Engine to Clutch Housing	A907E6181Z	2	2	
050	Snapper Clip, Breather Hose	A075W6211Z	1	1	
051	Hose Clip, Breather Hose	A907E6085Z	1	1	
	Hose, Breather, Crankcase/Oil Tank	B907E0636Z	1		
	Hose, Breather, Crankcase/Turbo Intake	B907E1795Z		1	R/B A910E1842F) Std. Engine Only.
	Hose, Breather, Crankcase/Turbo Intake	A910E1842F		1) For 'H.C.' See 43.03A
052	Hose, Breather, Crankcase/Air Filter	A911E0636F		1)
	Mounting Rubber, Engine	X046D6000F	2		R/B A085E6012F sets of 4 (inc.Trans.Mtg.)
	Mounting Rubber, Engine, Blue	A085E6012F	2		Fixing Hole Cntr. 9mm.Up to VIN 82D 1008

90BRN1098

B085E0069 F

Turbo 40.01A

Page 2

d5p32

ILLUS
NO.

MAY 1991

40.01A

DESCRIPTION

PART NUMBER

QUANTITY

DRY
SUMPWET
SUMP

REMARKS

053

Buffer Washer, Mtg. Brkt. to Rubber
Bolt, 7/16" UNF x 3½", Mtg. Brkt./Rubber
Washer, Flat, Mtg. Brkt./Rubber
Nut, Nyloc, 7/16" UNF, Mtg. Brkt./Rubber
Setscrew, M8 x 20, Mtg. Rubber/Chassis
Washer, Flat, Mtg. Rubber/Chassis
Nut, Nyloc, M8

A075W4006F
A079W2084F
A075W4005F
A075W3004F
A079W2084F
A075W4020F
A075W3010F

2
2
2
2
2
8
4

)
)
)
)
)
)
)

)Use With Mtg. Rubber A085E6012F

054

Mounting Rubber, Engine, RH, Blue
Mounting Rubber, Engine, LH, Pink

B085E6008F
B085E6009F

1
1

1
1

>Fixing Hole Centres 82mm From
>VIN 82D 1009

055

Buffer Washer, Lower

A085E6010F

2

2

056

Buffer Washer, Upper

A085E6011F

2

2

057

Bolt, M12 x 100, Rubber to Mtg. Brkt.

A079W2072F

2

2

058

Nut, Nyloc, M12, Rubber to Mtg. Brkt.

A075W3012F

2

2

)Use With Mtg. Rubber A085E6008/9F

059

Setscrew, M8 x 20, Rubber/Chassis

A075W1038F

4

4

060

Washer, Flat

A075W4020F

6

6

Washer, Spring

A075W4036F

2

2

062

Nut, Nyloc, M8

A075W3010F

2

2

071

Mounting Bracket, Engine, LH

A082E4079K

1

1

Mounting Bracket, Engine, RH, With Relay
Lever Pivot

A082E4078K

1

1

For Use With 0.86:1 Ratio Gear Change
Relay Lever. If Replacing Earlier
Fabricated Mounting Bracket, Replace
Also Relay Lever (see 47.05A)

Mounting Bracket, Engine, RH, With Relay
Lever Pivot (inc. Bush)

A912E9022J

1

For Use With 1:1 Ratio Gear Change
Relay Lever

072

Bush, Gear Change Relay Lever Pivot
Mounting Bracket, Engine, RH, Without Relay
Lever Pivot

A912E6593F
B082E4078K

1
1

For Use With Mtg. Brkt. A912E9022J

074

Edge Finisher, Engine Mounting Brkt
Bolt, M8 x 40, Bracket to Engine
Setscrew, Cap Head, M8 x 35, Brkt. to Engine

C082U4775F
A075W2039D
A082W7053F

6
6
6

40mm
6
6

For Use With Mtg. Brkt. B082E4078K
R/B A082W7053F

075

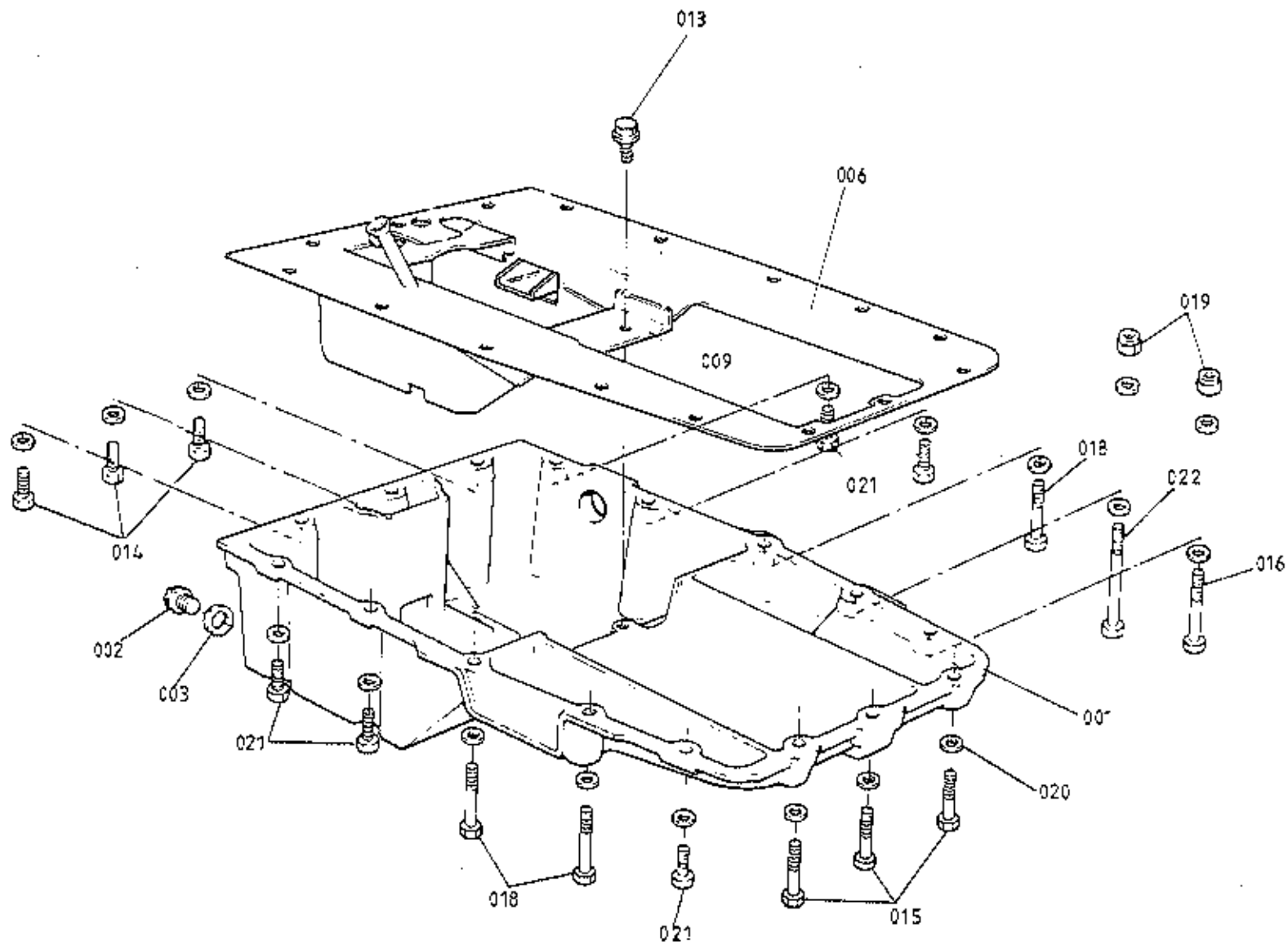
Washer, Spring, Bracket to Engine

A075W4036Z

6

6

Turbo 40.01A
Page 3



TURBO
4003A

ILLUS
NO.



QUANTITY

30000

40.03A

DESCRIPTION

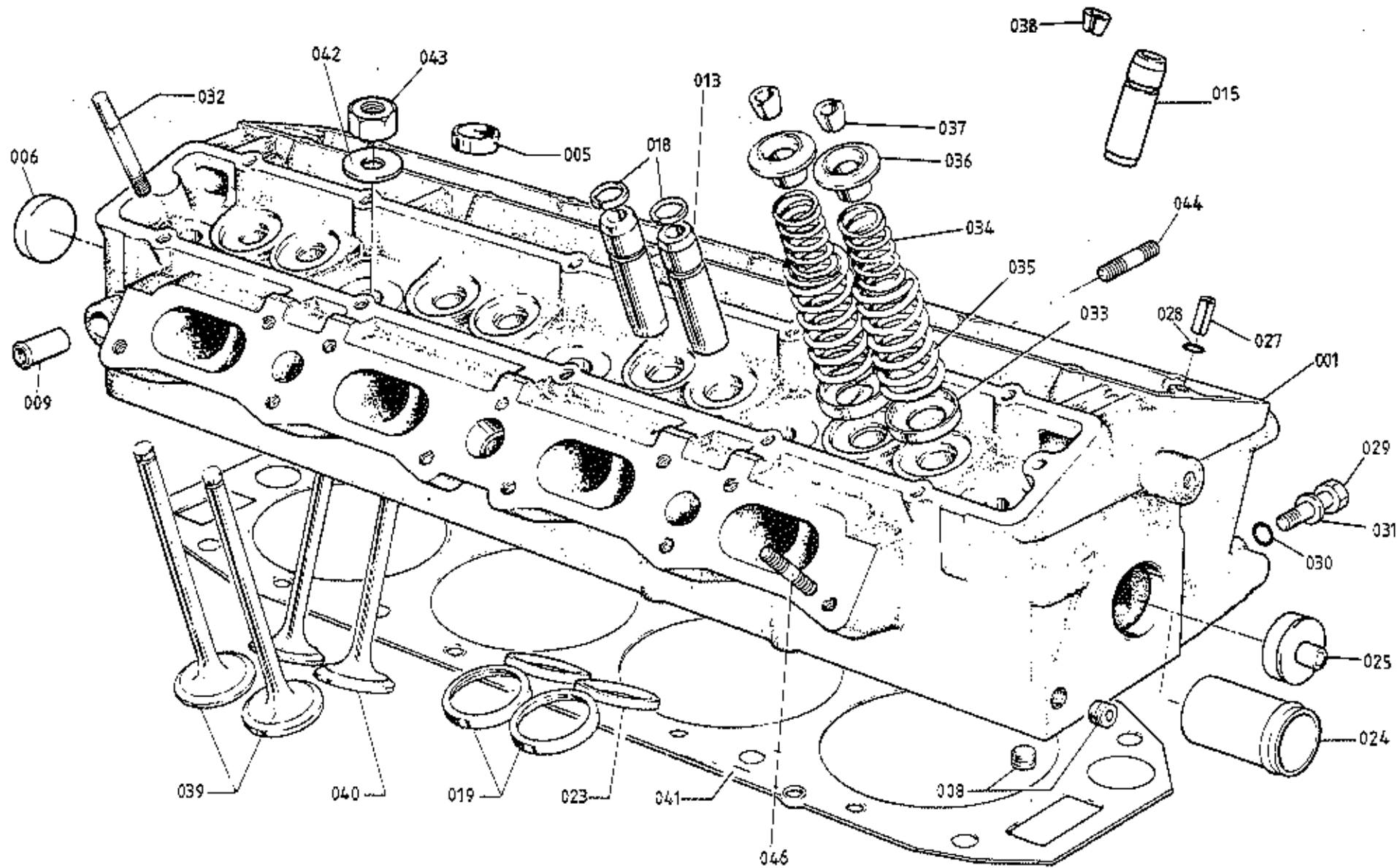
PART NUMBER

WET
SUMP

REMARKS

001	Oil Sump	A910E1701K	1	
002	Plug, Sump Drain	A036R6014Z	1	
003	Washer, Sump Plug	A075W4055Z	1	
006	Baffle, Sump	A910E9216J	1	
013	Screw, Baffle to Sump	A912E6399F	2	
014	Setscrew, M8 x 25, Sump to MBH	A075W1039Z	3	
015	Bolt, M8 x 45, Sump to MBH	A075W2040Z	3	
016	Bolt, M8 x 65, Sump to MBH	A075W2044Z	1	
018	Bolt, M8 x 50, Sump to MBH	A075W2041Z	3	
019	Nut, Nyloc, M8, Sump to MBH	A075W3010Z	2	
020	Washer, Flat, Sump to MBH	A075W4020Z	18	
021	Bolt, M8 x 30, Sump to MBH	A075W1040Z	5	
022	Bolt, M8 x 80, Sump to MBH	A075W2045Z	1	

Turbo 40.03A



TURBO
4005A

ILLUS
NO.

QUANTITY

MAY 1991

40.05A

DESCRIPTION

PART NUMBER

STD.
ENGINEH.C.
ENGINE

REMARKS

001	Cylinder Head Assembly	A910E0703J	1		>Inc. Items Up To & Inc. 024 >
	Cylinder Head Assembly	A910E9057J		1	
005	Core Plug, Small	A907E6038F	6	6	
006	Core Plug, Large, Rear	A907E6039Z	1	1	
008	Plug, 1/8" BSP, Socket	A907E6023Z	2	2	
009	Pipe, Heater Take-Off	A907E0486Z	1	1	
013	Guide, Inlet Valve, O/D Std.	F907E0315Y))	
	Guide, Inlet Valve, O/D + 0.001"	C907E0315Y) 8) 8	
	Guide, Inlet Valve, O/D + 0.002"	D907E0315Y))	
	Guide, Inlet Valve, O/D + 0.005"	I907E0315Y))	
015	Guide, Exhaust Valve, O/D Std.	A910E0315F	>	>	
	Guide, Exhaust Valve, O/D + 0.001"	B910E0315F	> 8	> 8	
	Guide, Exhaust Valve, O/D + 0.002"	C910E0315F	>	>	
	Guide, Exhaust Valve, O/D + 0.005"	D910E0315F	>	>	
018	Circlip, Valve Guide	A907E6037Z	16	16	
019	Seat Insert, Inlet Valve, O/D Std.	B907E0312Y)		
	Seat Insert, Inlet Valve, O/D + 0.001"	C907E0312Y) 8		
	Seat Insert, Inlet Valve, O/D + 0.002"	D907E0312Y)		
	Seat Insert, Inlet Valve, O/D + 0.005"	E907E0312Y)		
	Seat Insert, Inlet Valve, O/D Std.	C912E2010F		>	
	Seat Insert, Inlet Valve, O/D + 0.001"	C912E2011F		> 8	
	Seat Insert, Inlet Valve, O/D + 0.002"	C912E2012F		>	
	Seat Insert, Inlet Valve, O/D + 0.005"	C912E2013F		>	
023	Seat Insert, Exhaust Valve, O/D Std.	A910E1386F))	
	Seat Insert, Exhaust Valve, O/D + 0.001"	B910E1386F) 8) 8	
	Seat Insert, Exhaust Valve, O/D + 0.002"	C910E1386F))	
	Seat Insert, Exhaust Valve, O/D + 0.005"	D910E1386F))	

Turbo 40.05A
Page 1

ILLUS
NO.

40.05A

DESCRIPTION



PART NUMBER

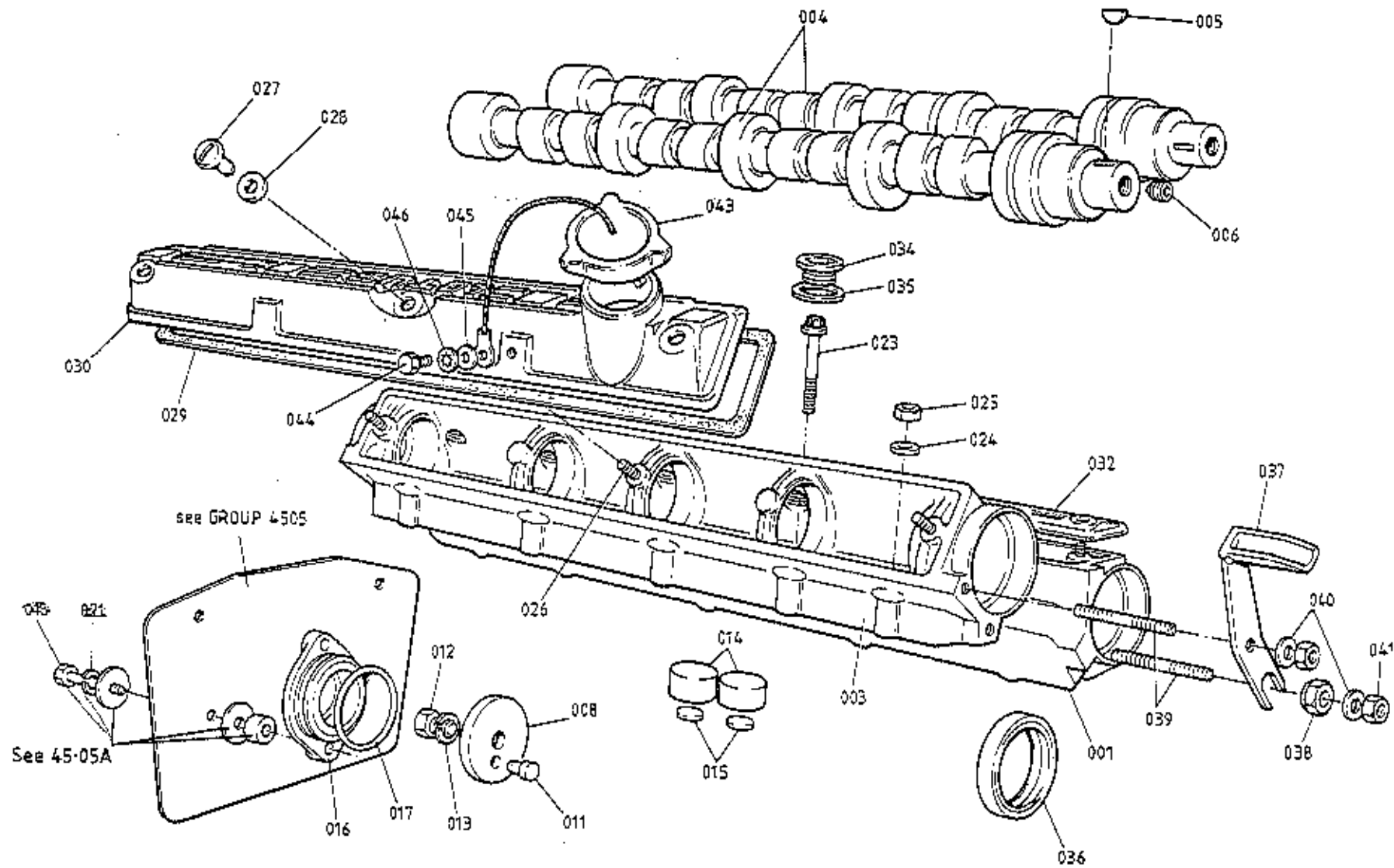
QUANTITY

STD. ENGINE	H.C. ENGINE
----------------	----------------

 MAY 1991
 REMARKS

024	Stub Pipe, Water Outlet	A908E1281F	1	
025	Adaptor, Water Outlet	A910E2403F		1
027	Roll Pin, Cyl. Head to Cam Hsg.	A075W6097Z	2	2
028	'O' Ring, Roll Pin	A907E6202Z	2	2
029	Setscrew, Oil Gallery Plug	A075W1036Z	1	1
030	'O' Ring, Oil Gallery Plug	A907E6202Z	1	1
031	Washer, Flat, Oil Gallery Plug	A075W4020Z	1	1
032	Stud, M8, Cam Hsg. to Head	A911E0227Z	4	4
033	Seat, Valve Spring	A907E0316Z	16	16
034	Spring, Valve, Inner	A912E0023F	16	16
035	Spring, Valve, Outer	A912E0022F	16	16
036	Retainer, Valve Spring	A912E0021F	16	16
037	Collet, Inlet Valve	A907E6040Z	16	16
038	Collet, Exhaust Valve	A910E6377F	16	16
039	Valve, Inlet	A912E0019F	8	8
040	Valve, Exhaust	B910E1383F	8	8
041	Gasket, Cylinder Head	B907E0026Z	1	1
042	Washer, Cylinder Head to Block	A910E2383Z	10	10
043	Nut, M12, Cylinder Head to Block	A910E6903Z	10	10
044	Stud, Exhaust Manifold to Head	C907E0635F	12	12
046	Stud, Inlet Manifold to Head	A907E1027K	9	9

 Turbo 40.05A
 Page 2



TURBO (Prior '87 MY. H.C.)
 4007A

ILLUS
NO.

QUANTITY

MAY 1991

40.07A

DESCRIPTION

PART NUMBER

PRIOR
22911FROM
22911

REMARKS

ILLUS NO.	DESCRIPTION	PART NUMBER	PRIOR 22911	FROM 22911	REMARKS
					Eng. No. 22911 Built January 1986 <u>This Page Prior to '87 M.Y. H.C.</u>
001	Camshaft Housing, Exhaust	B911E1328K	1		
	Camshaft Housing, Exhaust	A912E2033K		1	
003	Camshaft Housing, Inlet	B911E1329K	1		
	Camshaft Housing, Inlet	A912E2034K		1	
004	Camshaft '107'	A912E0107F	2	2	
005	Woodruff Key, Pulley to Camshaft	A907E6025Z	2	2	
006	Plug, Camshaft Front	A907E6069F	2	2	
008	Thrust Washer, 0.173 - 0.175"	A907E0619Z))	
	Thrust Washer, 0.175 - 0.177"	A907E0620Z) 2) 2	Cam Endfloat Control
	Thrust Washer, 0.177 - 0.179"	A907E0621Z))	
	Thrust Washer, 0.179 - 0.181"	A907E0622Z))	
011	Dowel, Thrust Washer/Camshaft	A907E0476Z	2	2	
012	Setscrew, M10, Thrust Washer to Cam	A075W1046Z	2	2	
013	Washer, Spring	A075W4037Z	2	2	
014	Tappet	A026E0024Z	16	16	
015	Shim, Tappet (Selective)		16	16	See 40.07A Page 3
016	Rear Cover, Camshaft Housing	A907E0090Y	2	2	
017	'O' Ring, Rear cover	A907E6027Z	2	2	
020	Washer, Large O/D	A075W4017Z	8	8	
021	Washer, Spring	A075W4035Z	4	4	
023	'Torx' Bolt, Housing to Head	B911E1311F	16	16	
024	Washer, Flat, Housing to Head	A075W4020Z	4	4	
025	Nut, M8, Housing to Head	A075W3021Z	4	4	
026	Stud, Cam Cover to Housing	A912E1363F	6	6	
027	Screw, Chromed, Cam Cover to Hsg.	A911E1333F	6	6	
028	Rubber Washer, Cam Cover Screw	A912E6406F	6	6	
	Spirol Pin, Gasket Location	A079W6245F		8	
029	Gasket, Cam Cover to Hsg.	A911E0001F	2		R/B A912E2040F
	Gasket, Cam Cover to Hsg.	A912E2040F	2	2	

Turbo (Prior to '87 M.Y. H.C.) 40.07A
Page 1

ILLUS
NO.

QUANTITY

MAY 1991

40.07A

DESCRIPTION

PART NUMBER

PRIOR
22911FROM
22911

REMARKS

ILLUS NO.	DESCRIPTION	PART NUMBER	PRIOR 22911	FROM 22911	REMARKS
					<u>Eng. No. 22911 Built January 1986</u> <u>This Page Prior to '87 M.Y. H.C.</u>
030	Cam Cover, Inlet, Without Filler	A911E0301K	1		Dry Sump Only
	Cam Cover, Inlet, With Filler	A910E0992K	1		R/B B910E0992K
	Cam Cover, Inlet, With Filler	B910E0992K	1		Wet Sump. With Provision for Throttle Return Spring Bracket R/B C910E0992K
032	Cam Cover, Inlet, With Filler	C910E0992K	1	1	
	Cam Cover, Exhaust	A911E0301K	1		R/B B911E0301K
	Cam Cover, Exhaust	B911E0301K	1	1	
	Plug, M20, Torx Bolt Access	A910E1690F	10		With Under Cut Thread. R/B A9116343F with Dowty Washer A910E6553F R/B A910E6553F
034	Washer, Fibre, Used With A910E1690F	A911E6344F	10		
035	Plug, M20, Torx Bolt Access	A911E6343F	10	10	
	Washer, 'Dowty', Plug Sealing	A910E6553F	10		
	'O' Ring, Plug Sealing	A912E6694F		1	
036	Oil Seal, Camshaft Front	B907E6042F	2	2	
037	Snubber, Inlet Cam Pulley	A907E1107F	1	1	
038	Eccentric Adjuster, Snubber	A907E1108F	1	1	
039	Stud, Snubber Fixing	A907E1027K	2	2	
040	Washer, Flat, Snubber Fixing	A075W4020Z	2	2	
041	Nut, M8, Snubber Fixing	A075W3021Z	2	2	
043	Cap, Oil Filler	A026E0415Z	1	1	Wet Sump Only
044	Setscrew, M5 x 12, Cap Retention	A075W1021Z	1	1	
045	Washer, Flat, Cap Retention	A075W4013Z	1	1	
046	Washer, Shakeproof, Cap Retention	A075W4046Z	1	1	
	Gasket, Filler Cap	A026E0325Z	1	1	

40.07A
Item 015

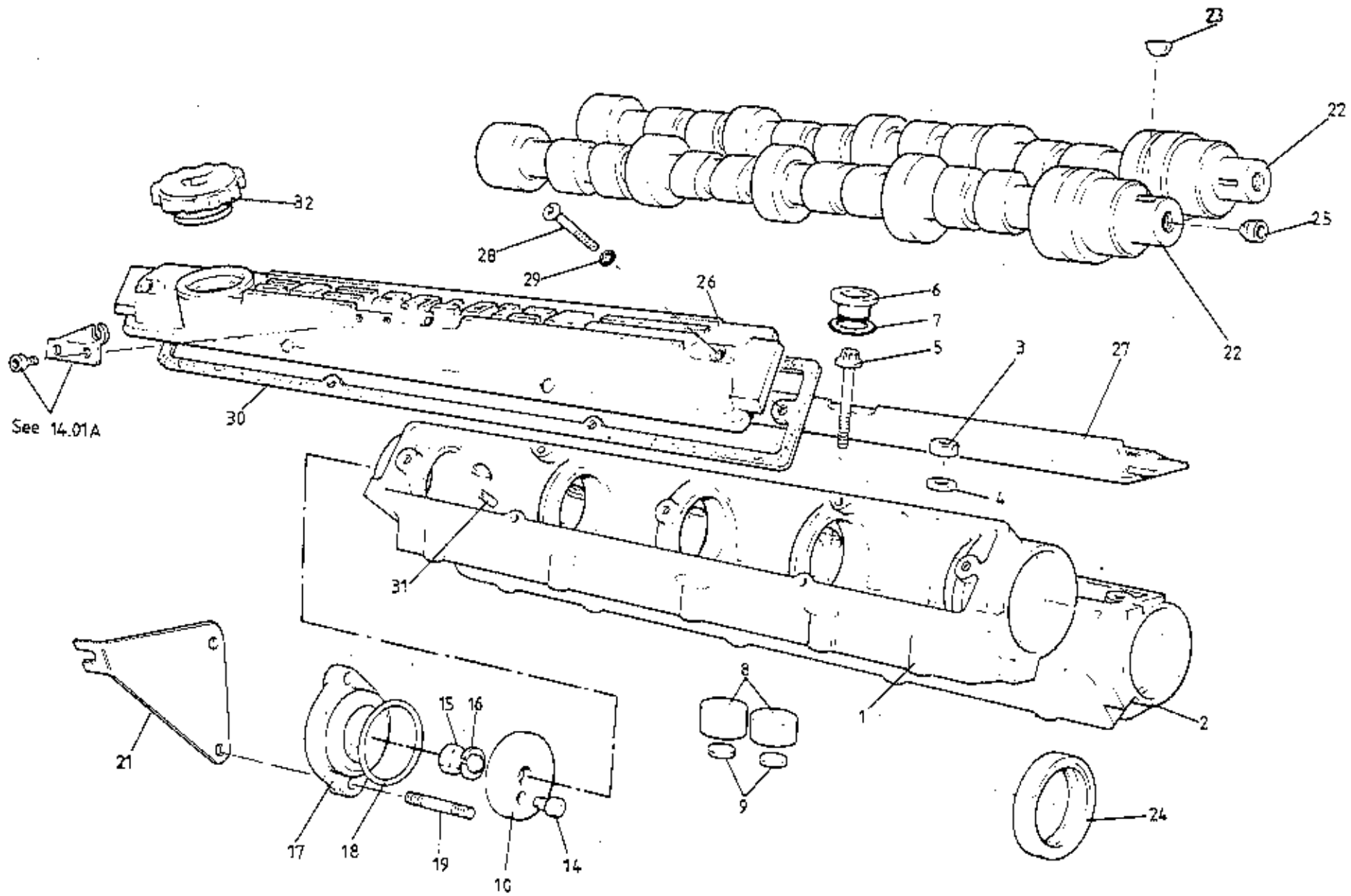
TAPPET SHIMS

Shim	Part No.	Shim	Part No.	Shim	Part No.	Shim	Part No.
0.060in	A026E6160Z	0.083in	A026E6183Z	0.106in	A026E6206Z	0.129in	A026E6229Z
0.061in	A026E6161Z	0.084in	A026E6184Z	0.107in	A026E6207Z	0.130in	A026E6230Z
0.062in	A026E6162Z	0.085in	A026E6185Z	0.108in	A026E6208Z	0.131in	A026E6231Z
0.063in	A026E6163Z	0.086in	A026E6186Z	0.109in	A026E6209Z	0.132in	A026E6232Z
0.064in	A026E6164Z	0.087in	A026E6187Z	0.110in	A026E6210Z	0.133in	A026E6233Z
0.065in	A026E6165Z	0.088in	A026E6188Z	0.111in	A026E6211Z	0.134in	A026E6234Z
0.066in	A026E6166Z	0.089in	A026E6189Z	0.112in	A026E6212Z	0.135in	A026E6235Z
0.067in	A026E6167Z	0.090in	A026E6190Z	0.113in	A026E6213Z	0.136in	A026E6236Z
0.068in	A026E6168Z	0.091in	A026E6191Z	0.114in	A026E6214Z	0.137in	A026E6237Z
0.069in	A026E6169Z	0.092in	A026E6192Z	0.115in	A026E6215Z	0.138in	A026E6238Z
0.070in	A026E6170Z	0.093in	A026E6193Z	0.116in	A026E6216Z	0.139in	A026E6239Z
0.071in	A026E6171Z	0.094in	A026E6194Z	0.117in	A026E6217Z	0.140in	A026E6240Z
0.072in	A026E6172Z	0.095in	A026E6195Z	0.118in	A026E6218Z	0.141in	A026E6241Z
0.073in	A026E6173Z	0.096in	A026E6196Z	0.119in	A026E6219Z	0.142in	A026E6242Z
0.074in	A026E6174Z	0.097in	A026E6197Z	0.120in	A026E6220Z	0.143in	A026E6243Z
0.075in	A026E6175Z	0.098in	A026E6198Z	0.121in	A026E6221Z	0.144in	A026E6244Z
0.076in	A026E6176Z	0.099in	A026E6199Z	0.122in	A026E6222Z	0.145in	A026E6245Z
0.077in	A026E6177Z	0.100in	A026E6200Z	0.123in	A026E6223Z	0.146in	A026E6246Z
0.078in	A026E6178Z	0.101in	A026E6201Z	0.124in	A026E6224Z	0.147in	A026E6247Z
0.079in	A026E6179Z	0.102in	A026E6202Z	0.125in	A026E6225Z	0.148in	A026E6248Z
0.080in	A026E6180Z	0.103in	A026E6203Z	0.126in	A026E6226Z	0.149in	A026E6249Z
0.081in	A026E6181Z	0.104in	A026E6204Z	0.127in	A026E6227Z	0.150in	A026E6250Z
0.082in	A026E6182Z	0.105in	A026E6205Z	0.128in	A026E6228Z		

TU6AAB

Turbo 40.07A
Page 3

FEB 1987



TURBO ('87 M.Y. H.C.)
 40.07B

ILLUS
NO.

QUANTITY

MAY 1991

40.07B

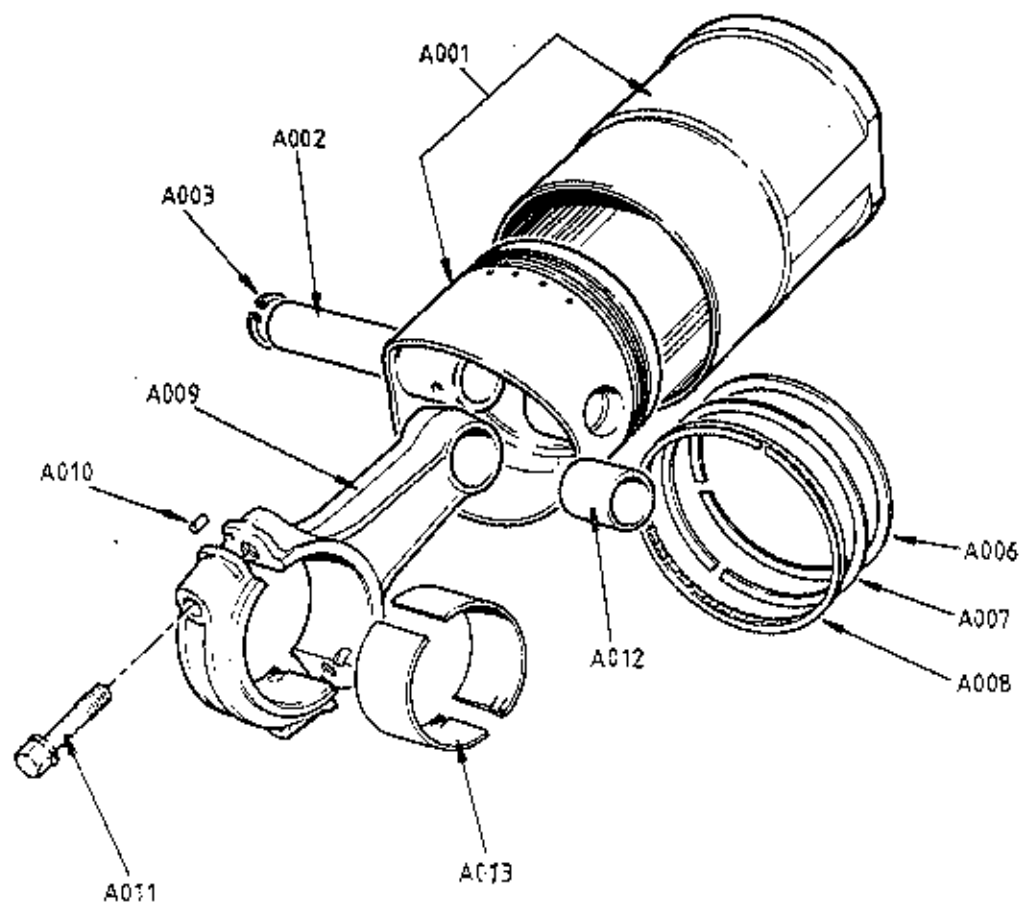
DESCRIPTION

PART NUMBER

'87 M.Y.
H.C.

REMARKS

1	Camshaft Housing, Inlet	A912E2034K	1	
2	Camshaft Housing, Exhaust	A912E2033K	1	
3	Nut, M8, Cam Housing to Head	A075W3021Z	4	
4	Washer, 8mm, Cam Housing to Head	A075W4020Z	4	
5	Torx Bolt, Cam Housing to Head	B911E1311F	16	
6	Plug, M20, Torx Bolt Access	A911E6343F	10	
7	'O' Ring, Access Plug	A912E6694F	10	
8	Tappet	AD26E0024Z	16	
9	Shim, Tappet		16	
10	Thrust Washer, 0.173 - 0.175"	A907E0619Z)	see 40.07A Page 3
	Thrust Washer, 0.175 - 0.177"	A907E0620Z) 2	Camshaft Endfloat Control
	Thrust Washer, 0.177 - 0.179"	A907E0621Z)	
	Thrust Washer, 0.179 - 0.181"	A907E0622Z)	
14	Dowel, Thrust Washer/Camshaft	A907E0476Z	2	
15	Setscrew, M10, Thrust Washer to Camshaft	A075W1046Z	2	
16	Spring Washer, Thrust Washer to Camshaft	A075W4037Z	2	
17	Rear Cover, Camshaft Housing	A907E0090Z	2	
18	'O' Ring, Rear Cover	A907E6027Z	2	
19	Stud, Cam Housing Rear	A912E2043F	4	
21	Bracket, Diffuser Support	A910E2233K	1	
	Washer, Plain, Bracket to Diffuser	A075W4013Z	1	
	Nut, Nyloc, M6, Bracket to Diffuser	A075W3020Z	1	
22	Camshaft, (Type '107')	A912E0107Z	2	
23	Woodruff Key, Camshaft Pulley	A907E6025Z	2	
24	Oil Seal, Camshaft Front	B907E6042F	2	
25	Blanking Plug, Camshaft Front	A907E6069F	2	
26	Cam Cover, Inlet, Red	A912E2277K	1	
27	Cam Cover, Exhaust, Red	A912E2278K	1	
28	Screw, Cam Cover Fix	B912E2037F	6	
29	'O' Ring, Cam Cover Fixing Screws	A912E6695F	6	
30	Gasket, Cam Cover to Housing	A912E2040F	2	
31	Spirol Pin, Gasket Location	A079W6245F	8	Turbo ('87 M.Y. H.C.)
32	Oil Filler Cap Inc. Seal	A910E6779F	1	40.07B



TURBO
4.0.09A

ILLUS
NO.

QUANTITY

1961 1004

40.09A

DESCRIPTION

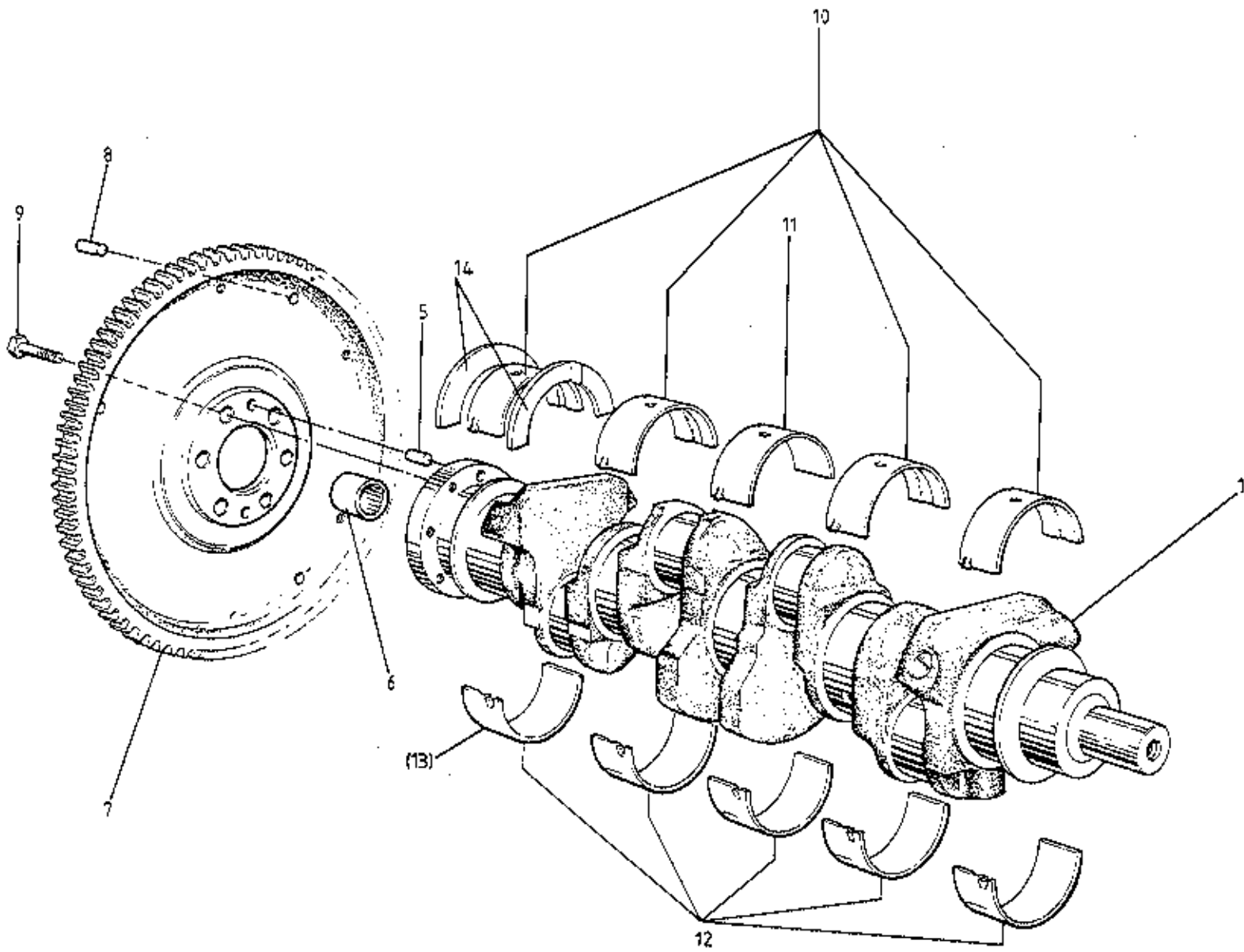
PART NUMBER

STD.
ENGINE'87 M.Y
H.C.

REMARKS

A001	Piston & Liner Assembly, (5mm Oil Control Ring)	B910E0778F	4		R/B B910E6919F
	Piston & Liner Assembly, (4mm Oil Control Ring)	B910E6919F	4		Includes Items up to A008 inc.
	Piston & Liner Assembly	A910E9192F		4	" " " " " "
A002	Gudgeon Pin	B907E0405H	4		
	Gudgeon Pin	A910E2170H		4	
A003	Circlip, Gudgeon Pin	A907E6022H	8		
	Circlip, Gudgeon Pin	A910E6781F		8	
A006	Compression Ring, Top	A911E0401H Y	4		Internal Top Bevel
	Compression Ring, Top	A910E2193F		4	Internal Top & Bottom Bevel
A007	Compression Ring, Second	A911E0402H Y	4		Internal Top Step
	Compression Ring, Second	A910E2194F		4	Plain
A008	Oil Control Ring (5mm Width)	B907E0404H	4		R/B A912E6985F.
	Oil Control Ring (5mm Width)	A912E6985F	4		
	Oil Control Ring (4mm Width)	A910E6923F	4		Use With Piston B910E6919F
	Oil Control Ring	A910E2195F		4	
A009	Connecting Rod	A910E0714F	4		R/B B910E0714F
	Connecting Rod	B910E0714F	4	4	Includes Items up to A012 inc.
A010	Dowel, Cap to Rod	A907E0339H	8	8	
A011	Bolt, Cap to Rod	A907E0344H	8	8	
A012	Bush, Small End	A907E0357H	4	4	
A013	Bearing Shell, 'Big End' STD.	A907E0342S Z)		
	Bearing Shell, 'Big End' - 0.010"	A907E0540Z) 8	8	
	Bearing Shell, 'Big End' - 0.020"	A907E0541Z)		

Turbo 40.09A



TURBO
4011A

ILLUS
NO.

QUANTITY

MAY 1991

40.11A

DESCRIPTION

PART NUMBER

ALL

REMARKS

1	Crankshaft (Including Dowels & Spigot Erg.)	A910E0897J	1	R/B A912E9234J
	Crankshaft (Including Dowels)	A912E9234J	1	Inc. Adaptor A910E6902F
5	Dowel, Crank to Flywheel	A907E6015F	2	
6	Spigot Bearing	A907E6319F	1	
7	Flywheel (Integral ring gear)	B910E1432F	1	
8	Dowel, Flywheel to Clutch	A907E6084Z	3	
9	Bolt, Flywheel to Crank	A907E6020Z	6	
10	Shell, Main Bearing, Std. I/D, Std. O/D	A907E0336Z	4	(Groove/Hole) Upper, except Centre
11	" " " " " " "	A911E1315F	1	(Plain/Hole) Upper, Centre
12	" " " " " " "	A907E1170F	4/5	(Plain) Lower. Qty. 5 from Engine No. 20875
13	" " " " " " "	A912E1993S	1	(Plain/Notch) Rear Lower* up to Engine No. 20874
	Shell, Main Bearing - 0.010" I/D, Std. O/D	A907E0538Z	4	(Groove/Hole) Upper, except Centre
	" " " " " " "	A911E1317F	1	(Plain/Hole) Upper, Centre
	" " " " " " "	A907E1172F	4/5	(Plain) Lower. Qty. 5 from Engine No. 20875
	" " " " " " "	A912E1994S	1	(Plain/Notch) Rear Lower* up to Engine No. 20874
	Shell, Main Bearing - 0.020" I/D, Std. O/D	A907E0539Z	4	(Groove/Hole) Upper, except Centre
	" " " " " " "	A911E1318F	1	(Plain/Hole) Upper, Centre
	" " " " " " "	A907E1173F	4/5	(Plain) Lower. Qty. 5 from Engine No. 20875
	" " " " " " "	A912E1995S	1	(Plain/Notch) Rear Lower* up to Engine No. 20874

*See Service Notes Section EA. 28

ILLUS
NO.

QUANTITY

40.11A

DESCRIPTION

PART NUMBER

ALL

REMARKS

Shell, Main Bearing, Std. I/D, + 0.015" O/D

A907E0675Z

4

(Groove/Hole) Upper, except Centre

" " " " " " "

A911E1316F

1

(Plain/Hole) Upper, Centre

" " " " " " "

A907E1171F

4/5

(Plain) Lower. Qty. 5 from Engine
No. 20875

" " " " " " "

A912E1996S

1

(Plain/Notch) Rear Lower* up to Engine
No. 20874

Shell, Main Bearing, - 0.010" I/D + 0.015" O/D

B907E0675Z

4

(Groove/Hole) Upper, except Centre

" " " " " " "

B911E1316F

1

(Plain/Hole) Upper, Centre

" " " " " " "

B907E1171F

4/5

(Plain) Lower. Qty. 5 from Engine
No. 20875

" " " " " " "

A912E1997S

1

(Plain/Notch) Rear Lower* up to Engine
No. 20874

Shell, Main Bearing, - 0.020" I/D + 0.015" O/D

C907E0675Z

4

(Groove/Hole) Upper, except Centre

" " " " " " "

C911E1316F

1

(Plain/Hole) Upper, Centre

" " " " " " "

C907E1171F

4/5

(Plain) Lower. Qty. 5 from Engine
No. 20875

" " " " " " "

A912E1998S

1

(Plain/Notch) Rear Lower* up to Engine
No. 20874

14

Thrust Washer, Crank, Std.

A907E1000Z

)

Thrust Washer, Crank, + 0.0025"

A907E1001Z

)

Thrust Washer, Crank, + 0.0050"

A907E1002Z

) 2

Thrust Washer, Crank, + 0.0075"

A907E1003Z

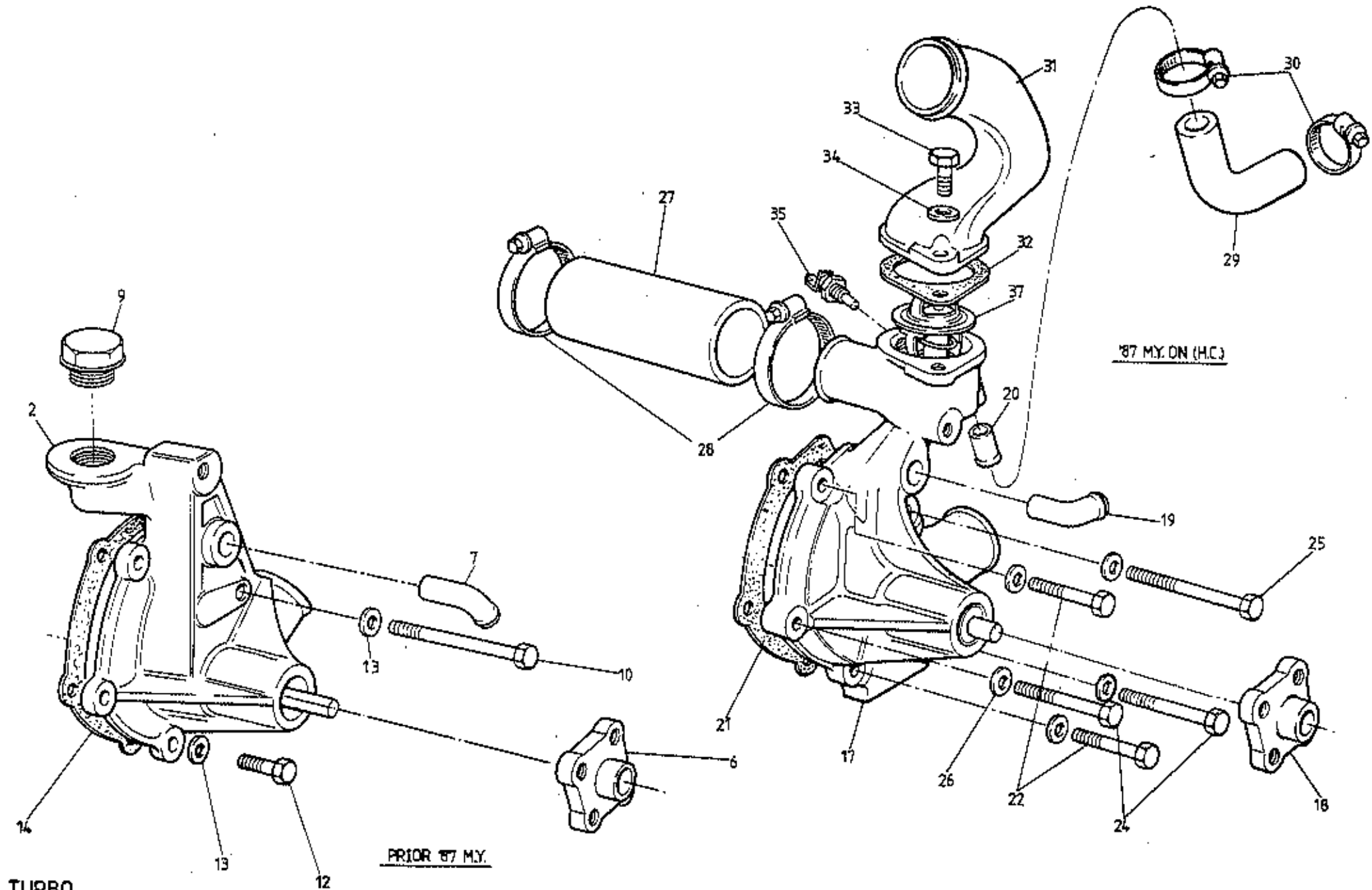
)

Thrust Washer, Crank, + 0.0100"

A907E1004Z

)

*See Service Notes Section EA. 28



TURBO
40.13A

ILLUS
NO.

40.13A

DESCRIPTION



PART NUMBER

QUANTITY

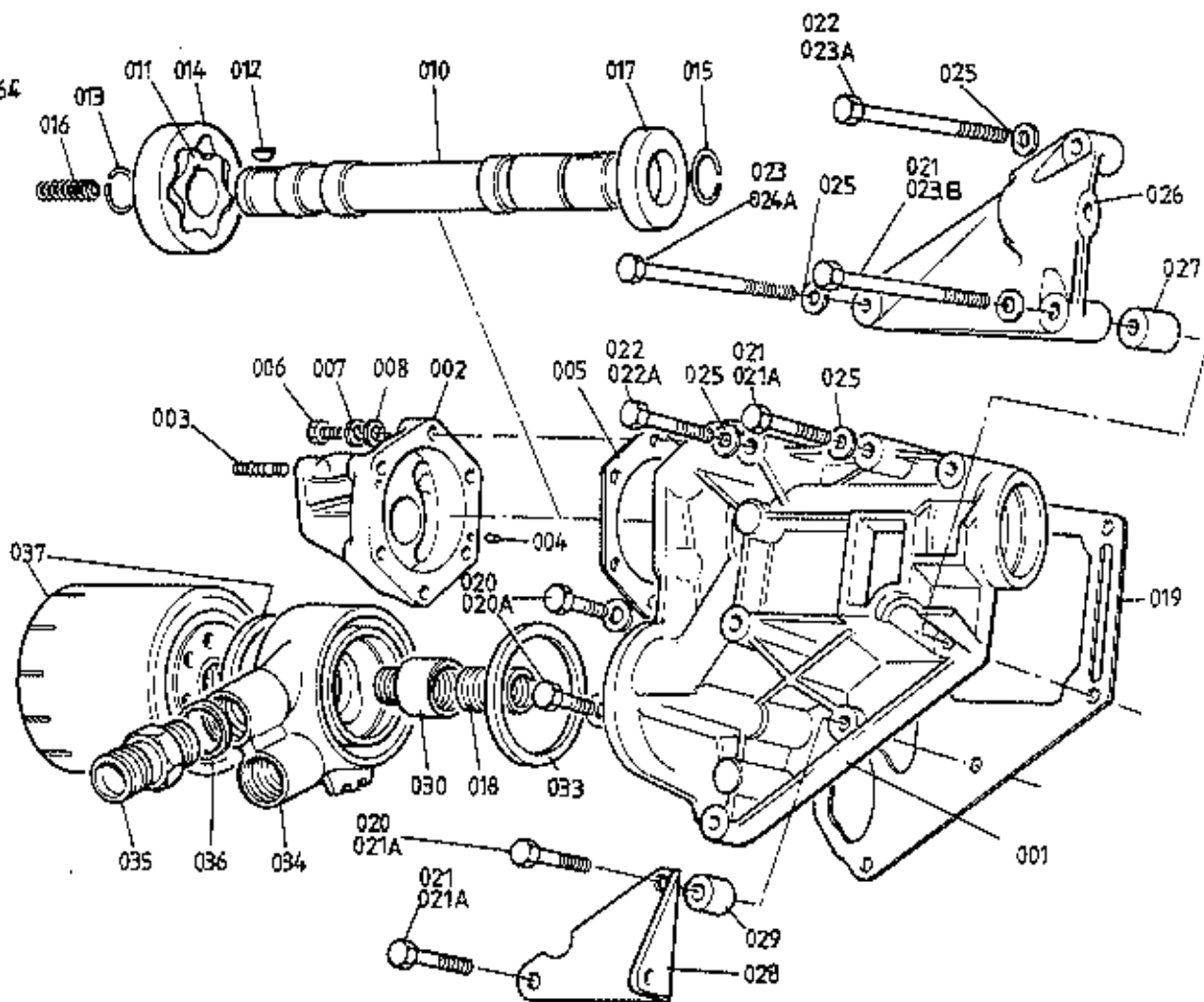
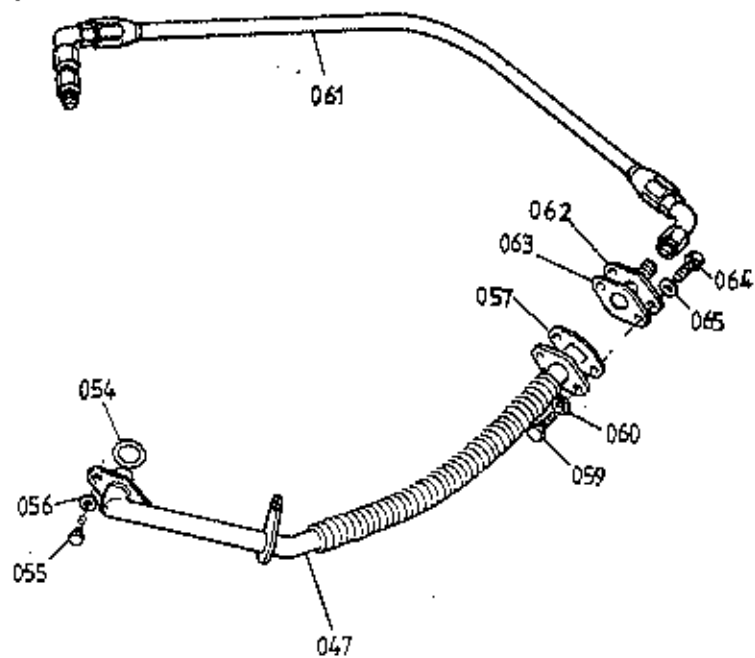
PRIOR '87 M.Y.
'87 M.Y. ON

MAY 1991

REMARKS

2	Water Pump Assembly, inc. Pulley	B910E0946J	1			
6	Water Pump Assembly, (less pulley)	B910E900LJ	1			
7	Hub, Pump Pulley	A907E6295Z	1			Dry Sump(Pulley Pressed Direct onto Shaft)
9	Elbow, Heater Return	A911E1431F	1			Inc. Hub, Elbow & Plug)Wet
10	Plug, Blanking	A910E1644K	1)Sump
12	Bolt, M6 x 75, Pump to Block	A075W2036F	1			If Fitted
13	Setscrew, M6 x 25, Pump to Block	A075W2027Z	4			
14	Washer, Flat, Pump Fixing	A075W4013Z	5			
17	Gasket, Pump to Block	A907E0246Z	1			
18	Water Pump Assy.	B912E902LJ			1	inc. pulley hub & adaptor pipes
19	Hub, Water Pump Pulley	A907E6295Z			1	
20	Elbow Pipe, Heater Return	A911E1431F			1	
21	Adaptor Pipe, Thermostat Housing	A910E1909F			1	
22	Gasket, Water Pump to Block	A907E0246Z			1	
24	Bolt, M6 x 30, Pump to Block	A075W2028Z			2	
25	Bolt, M6 x 35, Pump to Block	A075W2029Z			2	
26	Bolt, M6 x 55, Pump to Block	A075W2034Z			1	
27	Washer, Flat, Water Pump Fixings	A075W4013Z			5	
28	Hose, Inlet Manifold to Pump	A912E1896F			1	
29	Hose Clip, 32/50	A079K6019F			2	
30	Elbow Hose, Cylinder Head to Pump	A912E1837F			1	
31	Hose Clip	A079K6018F			2	
32	Thermostat Cover Outlet Elbow	B912E1829F			1	
33	Gasket, Thermostat Cover	A026E6102Z			1	
34	Setscrew, M8 x 25, Thermostat Cover	A075W1039Z			2	
35	Washer, Flat, Thermostat Cover	A075W4020Z			2	
37	Thermal Transmitter, Temp Gauge	A050M6136W			1	
	Thermostat, 74°C	A075K0121F			1	Hot Climates
	Thermostat, 82°C	A907E6046Z			1	Temperate Climates

Turbo 40.13A



TURBO
4015 A

ILLUS
NO.

QUANTITY

MAY 1991

40.15A

DESCRIPTION

PART NUMBER

DRY
SUMPWET
SUMP

REMARKS

001

Auxiliary Housing and "Oil Pump" Assembly
Auxiliary Housing and Oil Pump Assembly
Auxiliary Housing and Oil Pump Assembly
Auxiliary Housing
Auxiliary Housing
Auxiliary Housing

A910E0983J
G907E0747F
B907E0859F
B910E1584K
F907E0437H
A907E1092H

1

2
1
1
3

1
1
1

)Includes Items
Without A/C)up to & inc. 018
With A/C)
Without A/C
With A/C

002

Plug, 3/8" BSP, Aux. Hsg. Oilway Blanking
Plug, 1/2" BSP, Aux. Hsg. Oilway Blanking
"Oil Pump", Housing,

A910E1598F
A910E1643F
C907E0443F

6
4
1

1

R/B E907E0803H
inc. relief valve and dist. stud

003

Oil Pump Housing Assembly
Stud, Distributor Clamp
Spacer Tube

E907E0803H
A907E0503H
A910E1675K

1
1
1

1

)
)Replaces oil pressure relief valve
)

004

Blanking Plug

A907E1324F

1

005

'O' Ring, Blanking Plug

A907E6099F

1

006

Dowel, Pump Body to Aux. Hsg.

A907E0530F

2

2

007

Gasket, Pump Body to Aux. Hsg.

A907E0474H

1

1

008

Bolt, M6 x 30, Pump to Aux. Hsg.

A075W2028F

6

6

009

Washer, Spring, Pump to Aux. Hsg.

A075W4035H

6

6

010

Washer, Flat, Pump to Aux. Hsg.

A075W4013F

6

6

011

Shaft & Rotor Assembly

B907E0785F

1

1

Inc. key & circlip

012

Auxiliary Shaft

A910E1585K

1

1

013

Auxiliary Shaft

E907E0291H

1

1

014

Rotor, Oil Pump

A907E0472F

1

1

R/B A910E2659S

015

Woodruff Key, Oil Pump Rotor

A907E6001F

1

1

016

Circlip, Rotor to Shaft

A907E6101F

1

1

017

Annulus, Oil Pump

A907E0473H

1

1

R/B A910E2659S

018

Circlip, Pulley Abutment

A907E6067H

1

1

019

Spring, Dist. Drive/Aux. Shaft

B907E0135F

1

1

020

Spring, Dist. Drive/Aux. Shaft

A907E0192H

1

1

021

Oil Seal, Aux. Shaft Front

A907E6064H

1

1

022

Oil Seal, Aux. Shaft Rear

A910E6383F

1

1

023

Adaptor Union, Oil Filter

A907E0249H

1

1

024

Gasket, Aux. Hsg. to Cylinder Block

D907E0442F

1

1

Turbo 40.15A
Page 1

d5p40

Updated 1st November 2013

ILLUS
NO.

QUANTITY

MAY 1991

40.15A

DESCRIPTION

PART NUMBER

DRY
SUMPWET
SUMP

REMARKS

020	Setscrew, M8 x 25, Housing to Block	A075W1039Z	3	3)Wet
021	Bolt, M8 x 40, Housing to Block	A075W2039Z	3	3	Use Torx Bolt A912E169ZK at front lower location if insufficient hex. head clearance)Sump)Without)A/C)))
022	Bolt, M8 x 60, Housing to Block	A075W2043Z	2	2)
023	Bolt, M8 x 90, Housing to Block	A075W2048Z	1	1)
025	Washer, Flat, Aux. Hsg. Fixings	A075W4020Z	9	9)
020A	Setscrew, M8 x 25, Housing to Block	A075W1039Z		2		>
021A	Bolt, M8 x 40, Housing to Block	A075W2039Z		3		>
022A	Bolt, M8 x 60, Housing to Block	A075W2043Z		1		>
023A	Bolt, M8 x 90, Alt. Brkt/Housing/Block	A075W2048Z		1	Used with Alt/Brkt A910E1760K	> With
	Bolt, M8 x 100, Alt. Brkt/Housing/Block	A075W2049Z		1	Used with Alt/Brkt B910E1760K	> A/C
	Bolt, M8 x 115, Alt. Brkt/Housing/Block	A075W2047Z		1	Used with Alt/Brkt C910E1760K	>
023B	Bolt, M8 x 90, Alt. Brkt/Housing/Block	A075W2048Z		1	Used with Alt/Brkt A910E1760K	>
	Bolt, M8 x 100, Alt. Brkt/Housing/Block	A075W2049Z		1	Used with Alt/Brkt B910E1760K	>
	Bolt, S/H, M8 x 100, Alt. Brkt/Housing/Block	A082W7043F		1	Used with Alt/Brkt C910E1760K	>
024A	Bolt, M8 x 100, Alt. Brkt/Housing/Block	A075W2049Z		1	Use with Alt/Brkt A/B910E1760K	>
	Bolt, M8 x 105, Alt. Brkt/Housing/Block	A075W2077Z		1	Used with Alt/Brkt C910E1760K	>
025	Washer, Flat, Aux. Hsg. Fixings	A075W4020Z		7/9	7 with A/C	>
026	Mounting Bracket, Alternator	A910E1760K		1	R/B C910E1760K)
	Mounting Bracket, Alternator	B910E1760K		1	R/B C910E1760K)
	Mounting Bracket, Alternator	C910E1760K		1	With Plinth) With
027	Spacer, Alt. Brkt. to Hsg.	A907E1094F		1) A/C
028	Bracket, A/C Compressor Rear	B912E1379K		1)
029	Spacer, Comp. Brkt. to Hsg.	B912E1378K		1)

Turbo 40.15A
Page 2

ILLUS
NO.

QUANTITY

40.15A

DESCRIPTION

PART NUMBER

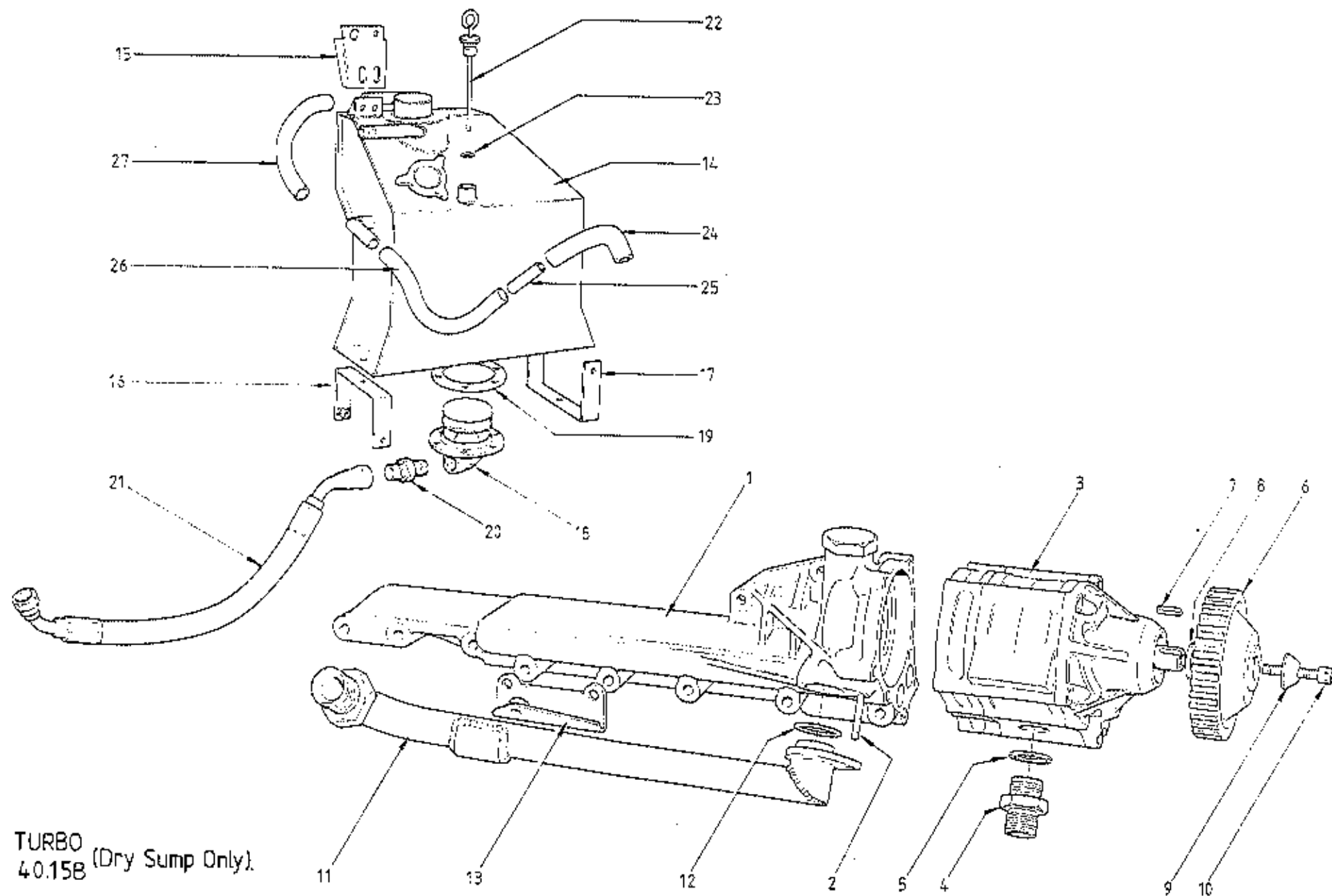
DRY
SUMPWET
SUMP

REMARKS

030	Extension Union, Oil Filter	B907E0571F		1		
033	Sealing Ring, Adaptor/Housing	A907E6167F		1		
034	Adaptor, Oil Cooler	A907E1248K		1		
035	Union, Oil Cooler Pipes	A907E6300F		2		
036	Washer, Union to Adaptor	B907E6301F		2		
037	Oil Filter (inc. Sealing Ring)	A907E6000W	1	1		Prior to '86 M.Y.
	Oil Filter (inc. Sealing Ring)	B907E6000W		1		'86 M.Y. On. Use A907E6000W in Service
047	Pipe, Oil Drain, Turbo to Sump	C910E0979J	1			
	Pipe, Oil Drain, Turbo to Sump	B910E0990J		1		R/B C910E0990F
	Pipe, Oil Drain, Turbo to Sump	C910E0990F		1		
054	'O' Ring, Drain Pipe to Sump	A910E6491F	1	1		
055	Setscrew, M6 x 16, Pipe to Sump	A075W1028Z	2	2		
056	Washer, Spring, Pipe to Sump	A075W4035Z	2	2		
057	Gasket, Drain Pipe to Turbo	A910E6375H	1	1		
059	Setscrew, M8 x 20, Pipe to Turbo	A075W1038Z	2	2		
060	Washer, Spring, Pipe to Turbo	A075W4036Z	2	2		
061	Hose Assembly, Turbo Oil Feed	A910E1403F	1	1		R/B A910E2216F
	Hose Assembly, Turbo Oil Feed	A910E2216F	1	1		
062	Flange Adaptor, Turbo to Oil Feed Hose	A910E1545F	1	1		
063	Gasket, Flange Adaptor to Turbo	A910E6374H	1	1		
064	Setscrew, M3 x 20, Flange to Turbo	A075W1038Z	2	2		
065	Washer, Spring, Flange to Turbo	A075W4036Z	2	2		

Turbo 40.15A

Page 3



TURBO
40.15B (Dry Sump Only).

A910E0985J Rotor-Scavenge Pump 6
A910E0986J Choke Linkage Assy 15
A910E1391F Gasket 12
A910E1396F Stud-Dry Sump 25
A910E1452F Scavenger Manifold 6
A910E1453F Sandwich Plate 11
A910E1454F Scavenge Pump Body 2
A910E1455F End Cover 9
A910E1456F Shaft-Scavenge Pump 2
A910E1459F Annulus 4

ILLUS
NO.

QUANTITY

MAY 1991

40.15B

DESCRIPTION

PART NUMBER

DRY
SUMP

REMARKS

1

Scavenge Manifold
Gasket, Scavenge Manifold to Sump
Stud, M6 x 87, Scavenge Manifold to Sump
Stud, M6 x 67, Scavenge Manifold to Sump
Nut, M6, Manifold to Sump
Bolt, M6, Manifold to Sump
Washer, 6mm, Manifold to Sump
Stud, M6 x 116, Manifold to Pump
Stud, M6 x 123, Manifold to Pump
Loctite 501, Studs to Manifold

A910E1452F
A910E1468F
A910E1671F
A910E1595K
A075W3020Z
A075W1031F
A075W4013Z
A910E1500K
A910E1501K

1
1
5
3
8
2
10
4
2
A/R

2

Stud, M6, Oil Inlet Pipe to Manifold

A91ZE0063F

1

3

Oil Pump Assembly

A910E0998J

1

Complete Pump Assembly but less Scavenge
Manifold, Pulley and Fixings

4

Nut, M6, Pump to Manifold

A075W3020Z

6

Washer, 6mm, Pump to Manifold

A075W4013Z

6

Union, Scavenge Pump Outlet

A910E1621K

1

5

"Dowty" Washer, Outlet Union

B907E6301F

1

6

Pulley, Oil Pump, - 0.010" Diameter

A910E1705F

)

No Dots

Pulley, Oil Pump, Standard

A910E1706F

) 1

One Dot on Pulley Rim

Pulley, Oil Pump, + 0.010" Diameter

A910E1707F

)

Two Dots on Pulley Rim

7

Key, Pulley to Shaft

B910E6386F

1

8

Washer, Pulley Rear/Shaft

A910E1711F

1

9

Washer, Conical, Pulley Ret.

A910E1708F

1

Oil Seal, Pump Shaft Front

A910E6383F

1

10

Bolt, Socket Head, Pulley Ret.

A075W7026F

1

Belt, Oil Pump Drive -9/-8

A910E6659F

)

Belt, Oil Pump Drive -7/-6/-5

A910E6660F

)

Belt, Oil Pump Drive -4/-3/-2

A910E6661F

)

Belt, Oil Pump Drive -1/std/+1

A910E6384F

) 1

Belt, Oil Pump Drive +2/+3

A910E6662F

)

Belt, Oil Pump Drive +4/+5/+6

A910E6663F

)

Belt, Oil Pump Drive +7/+8/+9

A910E6664F

)

Belt, Oil Pump Drive +10/+11/+12

A910E6665F

)

11

Pipe, Oil Tank Hose to Pump

A910E0982J

1

Turbo (Dry Sump) 40.15B

Page 1

ILLUS
NO.

MAY 1991

QUANTITY

40.15B

DESCRIPTION

PART NUMBER

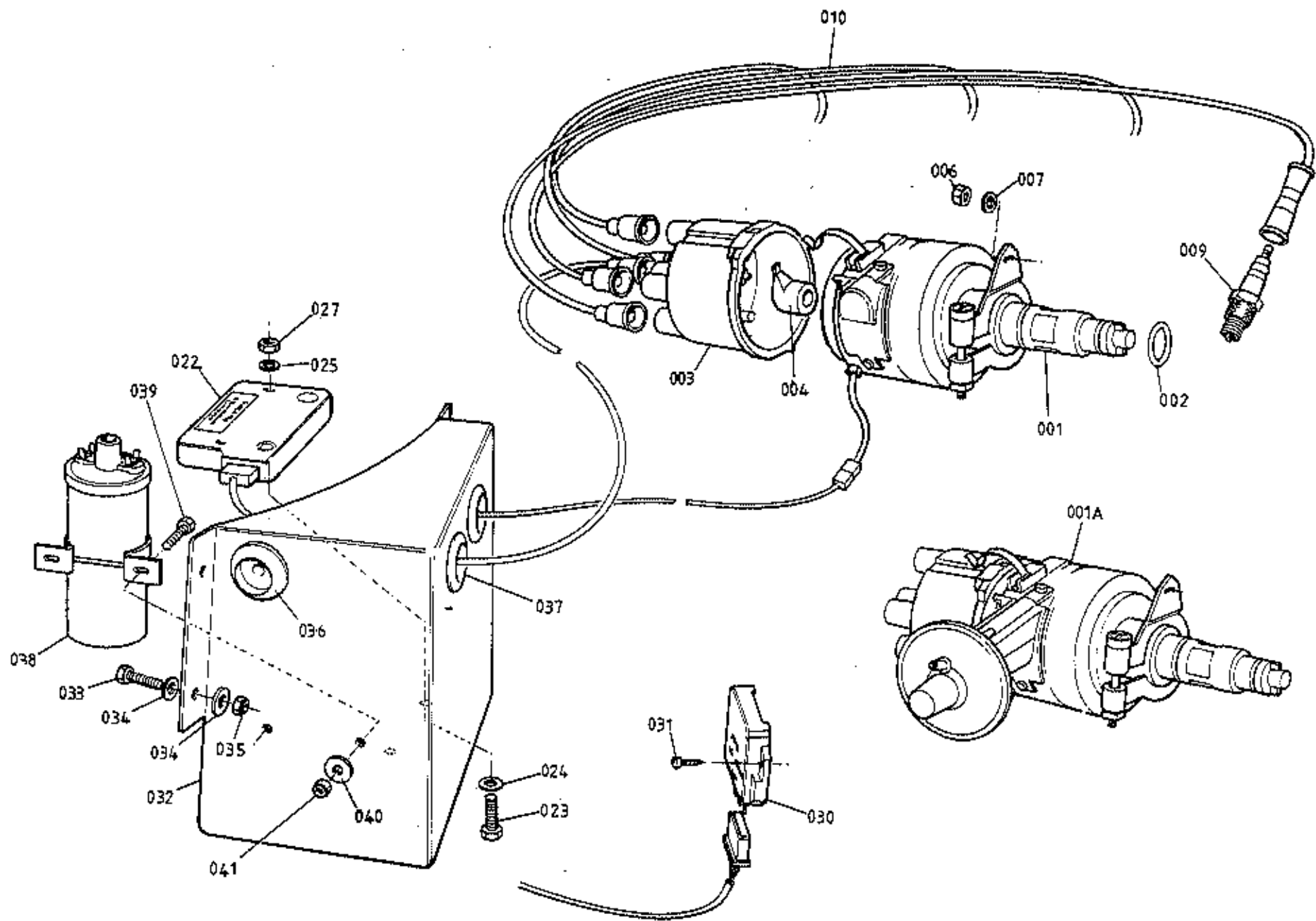
DRY
SUMP

REMARKS

12	'O' Ring, Pipe to Pump	A910E6526F	1		
	Nut, M6, Nyloc, Pipe to Pump	A075W3009Z	1		
	Washer, 6mm	A075W4013Z	1		
13	Support Bracket, Oil Pipe	A910E098LJ	1		
	Setscrew, M6 x 18, Oil Pipe to Bracket	A075W1029Z	1		
	Washer, Shakeproof	A075W4046Z	1		
14	Oil Tank	A910E0942J	1		
15	Bracket, Oil Tank Upper	B082U4739K	1		
	Setscrew, M8 x 25, Tank to Bracket	A075W1039Z	2		
	Washer, Flat, Tank to Bracket	A075W4020Z	4		
	Nut, Nyloc, M8 Tank to Bracket	A075W3010Z	2		
16	Bracket, Oil Tank Lower Front	B082U4730K	1		
17	Bracket, Oil Tank Lower Rear	A082U4731K	1		
	Setscrew, M8 x 25	A075W1039Z	6)
	Washer, 8mm, Large O/D	A075W4021Z	6) Oil Tank to Brkts. and Brkts. to Body
	Washer, Spring, 8mm	A075W4036Z	6)
18	Oil Pick Up/Strainer Assembly	A910E093LJ	1		
19	Gasket, Pick Up to Tank	A910E1627F	1		
	Screw, Pick Up to Tank	A075W5089F	6		
20	Adaptor, Pick Up Assembly to Hose	A082E6003F	1		
21	Oil Hose Assembly, Tank to Pump	A082E4086F	1		
	Drain Plug	A910E6467F	1		
22	Dipstick (including 'O' Ring)	A910E0959J	1		
23	'O' Ring, Dipstick	A910E6469F	1		
	Filler Cap, Oil Tank	A026E0415F	1		
	Gasket, Filler Cap	A026E0325F	1		
24	Hose, Breather, Crankcase to Sleeve	B907E0636ZL	1		
25	Sleeve, Junction	B075K0111Z	1		
26	Hose, Breather, Sleeve/Oil Tank	A082E4090F	1		
	Clip, Breather Hose	B079K6018F	4		
	Grommet, Breather Hose/Body	A075P6018F	1		
27	Hose, Breather, Airbox/Oil Tank	A082E4089F	1		
	Clip, Breather Hose	B079K6018F	2		
	Grommet, Breather Hose/Body	A075P6018F	1		

Turbo (Dry Sump) 40.15B

Page 2



TURBO
4017 A

ILLUS
NO.

QUANTITY

40.17A

DESCRIPTION

PART NUMBER

ALL

REMARKS

	Distributor Assembly, Lumenition (With MK 16 Switch)	B907E090LJ	1	R/B C907E090LJ. See Optical Switch Remarks
	Distributor Assembly, Lumenition (With Mk 17 Switch)	C907E090LJ	1	
001	Distributor Assembly, Lucas 'Constant Energy'	A912E9002F	1	Prior '87 MY.
001A	Distributor Assembly, Lucas 'Constant Energy'	A910E6857F	1	'87 M.Y. on ('HC')
002	'O' Ring, Distributor Spigot	A907E6251F	1	
003	Distributor Cap	B907E6329E	1	
	Rotor Arm/Rev. Limiter	A907E6330F	1	Used With 'Lumenition'
004	Rotor Arm	A912E6598F	1	Used With 'Constant Energy'
006	Nut, Nyloc, Dist. Clamp to Engine	A075W3009Z	1	
007	Washer, Flat, Dist. Clamp to Engine	A075W4013Z	1	
009	Spark Plug, NGK EFR6ES	B907E6317F	4	
	Ignition Harness, H.T.	A910E1645F	1	Early Cars With H.T. Coil Near Battery
010	Ignition Harness, H.T.	C907E0740F	1	R/B A910E9197F
	Ignition Harness, H.T.	A910E9197F	1	
	Lumenition Optical Switch/Interrupter Kit (MK 16)	A907E6331F	1	R/B B907E6331F
	Lumenition Optical Switch/Interrupter Kit (MK 17)	B907E6331F	1	When Replacing Mk16 Switch With MK17 Switch, Use With Adaptor A083M5305F if Retaining Mk16 Power Module. See S/B 1981/20 & 1982/13
	Lumenition Power Module (MK16)	A075M0335F	1	R/B A/B083M0384F
	Lumenition Power Module (MK17)*	A083M0384F	1	Early Cars With Module by R.H. Fuel Tank
	Lumenition Power Module (MK17)*	B083M0384F	1	With Module in Ignition Box
				*When Replacing MK16 Power Module (Red or Black Resin Sealing Wires Into Unit) With MK17 Unit (White Plastic Sealing Clamp), Use Only in Conjunction With MK17 Optical Switch
	Setscrew, M5 x 20, Module Fixing	A075W1025F	2	
	Washer, 5mm, Module Fixing	A075W4011Z	2	

Turbo 40.17A
Page 1

ILLUS
NO.

MAY 1991

40.17A

DESCRIPTION

PART NUMBER

QUANTITY

ALL

REMARKS

022

Nut, Nyloc, M5, Module Fixing
Lumenition Adaptor, Mk17 Switch/MK16 Module
Fibre Washer, Chopper Blade Height Adjust
Lucas 'Constant Energy' Ignition
Amplifier (AB 14)

A075W3008Z
A083M6305F
A075W4057F
A089M6036F

2
1
1
1

When Required
When Required

023

Setscrew, M8 x 50, AB14 Fixing

A075W1044F

2

024

Washer, Flat, AB14 Fixing

A075W4020F

2

025

Washer, Shakeproof, AB14 Fixing

A075W4048Z

2

027

Nut, M8, AB14 Fixing

A075W3021F

2

030

Engine Speed Limiter 'Constant Energy'

B082M6183F

1

Setscrew, M5 x 20, Limiter Fixing

A075W1025F

2

Nut, Nyloc, M5, Limiter Fixing

A075W3008Z

2

Washer, Flat, Limiter Fixing

A075W4009Z

2

031

Screw, No. 6 x 3/4", Limiter Fixing

A075W5028Z

2

)With Speed Limiter Fitted To
)Rear of Wheelarch
)

With Limiter Fitted to Wheelarch
Reinforcing Timber Web. Prior to '87 M.Y.

Setscrew, M5 x 30, Limiter Fixing

A079W1084F

2

Washer, M5, Limiter Fixing

A075W4011Z

2

Nut, Nyloc, M5, Limiter Fixing

A075W3008Z

2

032

Ignition Box

A082B4382J

1

033

Setscrew, M6 x 20, Ign. Box Fixing

A075W1030Z

4

034

Washer, 24mm O/D, Ign. Box Fixing

A075W4017Z

8

035

Nut, Nyloc, M6, Ign. Box Fixing

A075W3009Z

4

036

Grommet, Harness Thro' Box

A075U6043Z

2

037

Grommet, H.T. Harness/Ign. Box

A075U6043Z

1

038

Ignition Coil, H.T. (23012)

A082M6150F

1

With Pink/White Ballast)
Resistor Wire In Main)With
Harness)'Lumenition'
With Separate Ballast) Ignition
Resistor)
Used With Coil A085M6198F)

Ignition Coil H.T. (2305)

A085M6198F

1

Ballast Resistor

A085M6209F

1

With Lucas 'Constant Energy'

039

Setscrew, M6 x 16, Coil Fixing

A085M6198F

1

A075W1028Z

2

040

Washer, Coil Fixing

A075W4017Z

2

041

Nut, Nyloc, M6, Coil Fixing

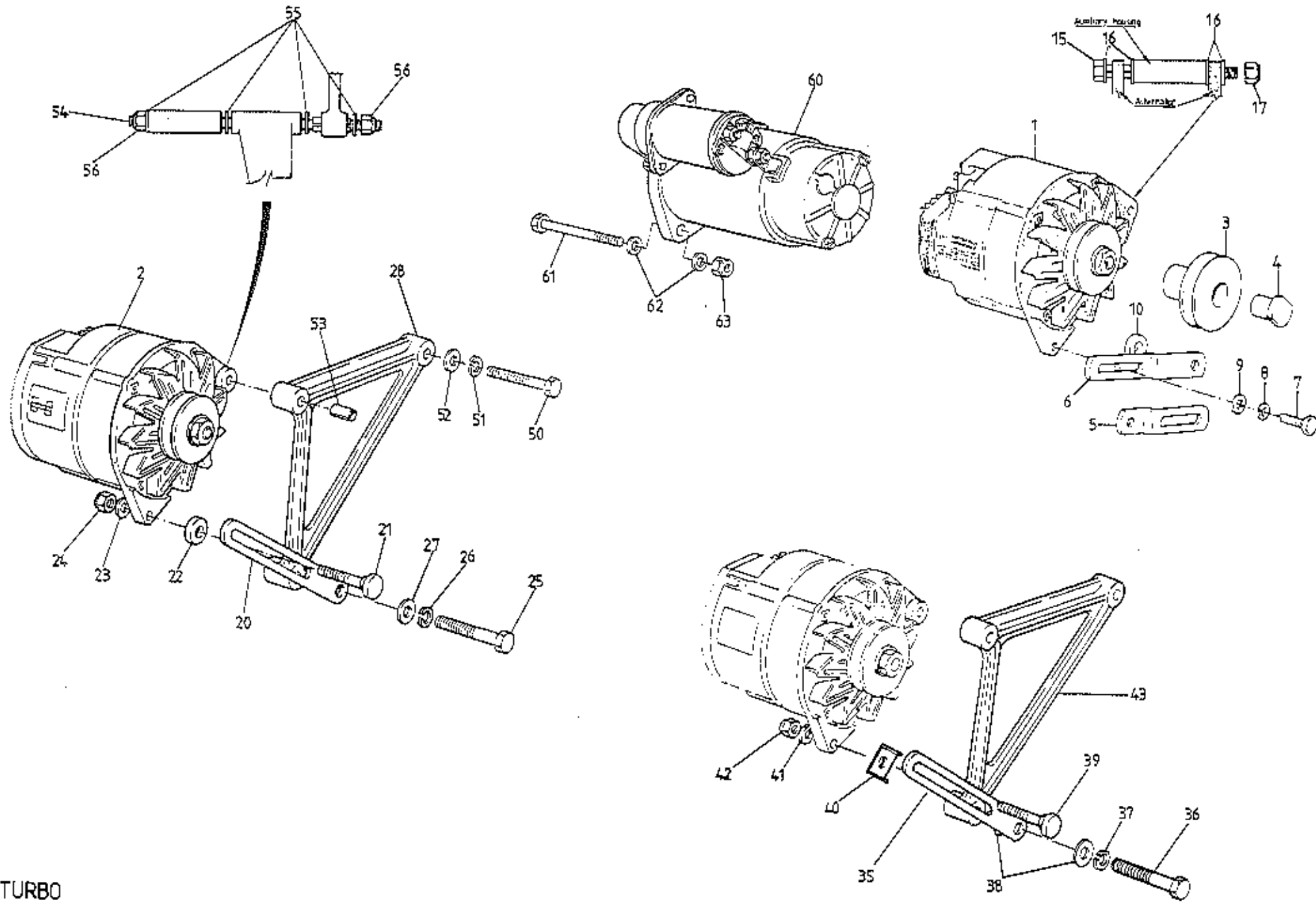
A075W3009Z

2

Turbo 40.17A

Page 2

d5p46



TURBO
 4.019A

ILLUS
NO.

QUANTITY

MAY 1991

40.19A

DESCRIPTION

PART NUMBER

DRY
SUMPWET
SUMP

REMARKS

1	Alternator, 70A	A907E6320P	1		Discard Pulley Supplied Without Air Conditioning, Prior '87 M.Y. With Air Conditioning, All '87 M.Y. On	
2	Alternator and Pulley Assy. 70A	A907E6320F		1		
	Alternator and Pulley Assy. 70A	B910E6566F		1		
	Fan Kit, Alternator	A910E6818S		1		
3	Pulley, Alternator	B910E1592F	1			
4	Nut, Special, Pulley to Alternator	A910E1593F	1			
5	Strap, Alternator Adjusting	A910E1647K	1			
	Setscrew, M8 x 20, Strap to Alternator	A075W1038Z	1			
	Washer, Spring, Strap to Alternator	A075W4036Z	1			
	Spacer, Adjusting Strap to Belt Tensioner	A907E1137F	1			
6	Strap, Alternator Adjusting	A907E1189F		1)
7	Setscrew, M8 x 20, Strap to Alternator	A075W1038Z		1)
8	Washer, Spring, Strap to Alternator	A075W4036Z		1)
9	Washer, Flat, Strap to Alternator	A075W4020Z		1)Wet Sump Prior to '87 M.Y.
10	Spacer, Adjusting Strap to Belt to Tensioner	A907E1137F		1) Without A/C
15	Bolt, M8 x 127, Alternator to Aux. Hsg.	A075W2050Z	1	1)
16	Washer, Flat, Alternator to Aux. Hsg.	A075W4020Z	4	4)
17	Nut, Nyloc, M8, Alt. to Aux. Hsg.	A075W3010Z	1	1)	
20	Strap, Alternator Adjusting	A910E1764F		1)	
	Bolt, Strap to Alternator	A910E1819F		1	R/B A910E2226F >	
21	Bolt, Strap to Alternator	A910E2226F		1	>	
22	Spacer, Strap to Alternator	A907E1139F		1	>	
23	Washer, Plain, Strap to Alternator	A075W4020Z		1	>Prior to '87 M.Y.	
24	Nut, Nyloc, M8, Strap to Alternator	A075W3010Z		1	> With A/C	
25	Bolt, M10 x 45, Strap to Engine	A075W2053Z		1	>	
26	Washer, Spring, Strap to Engine	A075W4037Z		1	>	
27	Washer, Plain, Strap to Engine	A075W4024Z		1	>	
28	Steady Bracket, Alternator	C910E1761K		1	>	
35	Strap, Alternator Adjusting (Nylon)	A912E2220F		1)	
36	Bolt, M10 x 45, Strap/Brkt./Engine	A075W2053Z		1)	
37	Washer, Spring, Strap Fixing	A075W4037Z		1) '87 M.Y. on	
38	Bush, Alternator Strap	A912E2222F		2)	
39	Clamp Bolt, Alternator to Strap	A910E2226F		1)	

Turbo 40.19A

Page 1

ILLUS
NO.

QUANTITY

MAY 1991

40.19A

DESCRIPTION

PART NUMBER

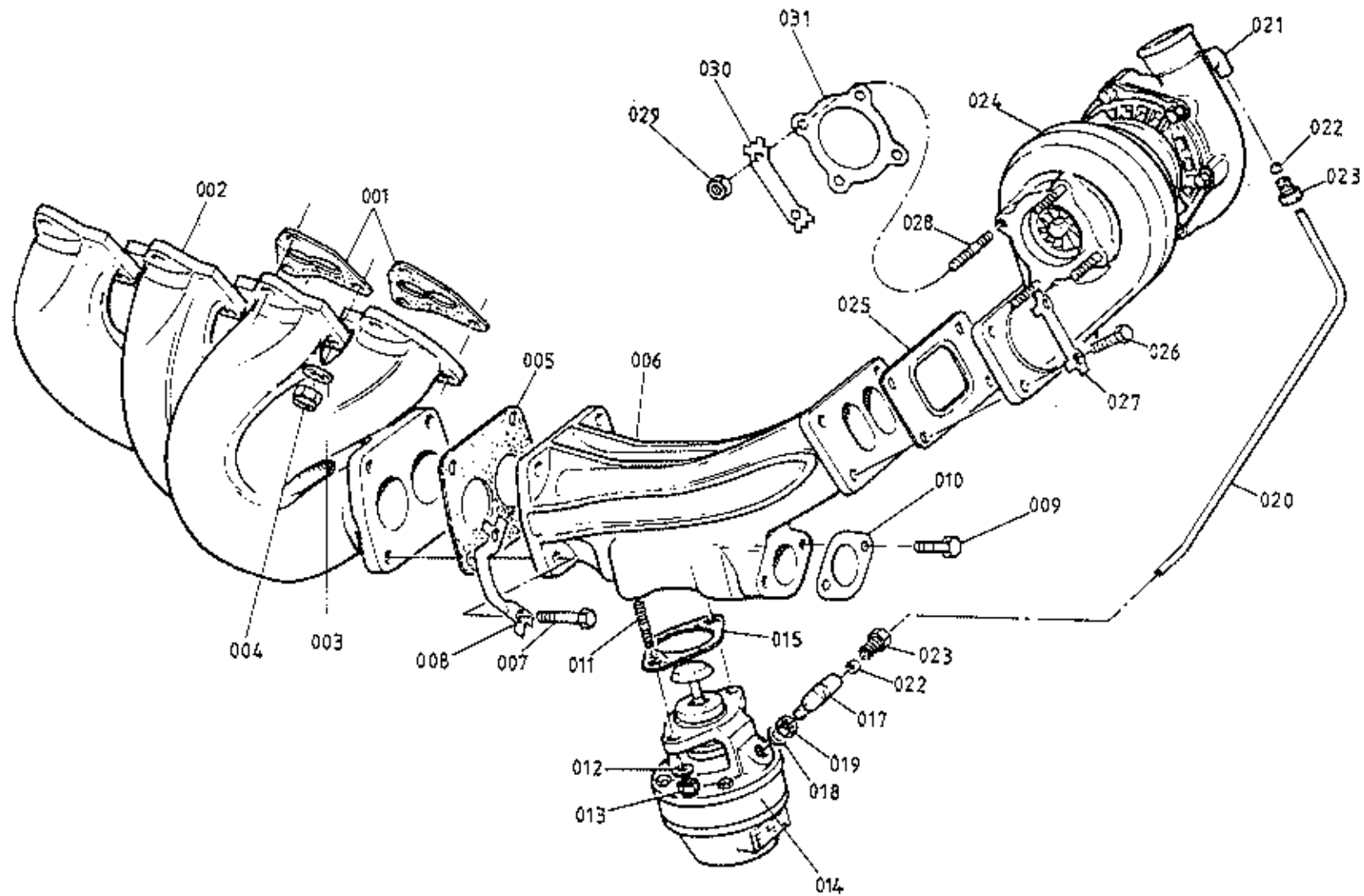
DRY
SUMPWET
SUMP

REMARKS

40	Clamp Plate, Alternator to Strap	A912E2221F		1)
41	Washer, Flat, Alternator Fixing	A075W4020Z		1) '87 M.Y. on
42	Nut, Nyloc, M8, Alternator Fixing	A075W3010Z		1)
43	Steady Bracket, Alternator	D910E1847K		1)
50	Bolt, Steady Brkt. to Water Pump	A075W2039D		1	>
51	Washer, Spring, Brkt. to Water Pump	A075W4019Z		1	> Prior to '87 M.Y. with A/C
52	Washer, Flat, Brkt. to Water Pump	A075W4036Z		1	> '87 M.Y. on, with & without A/C
53	Bush, Split, Steady Bracket	B910E1796F		1	>
54	Stud, Alternator to Aux. Hsg.	B910E1797Z		1	>
55	Washer, Flat, Alt. to Aux. Hsg.	A075W4020Z		4	>
56	Nut, Nyloc, M8, Alt. to Aux. Hsg.	A075W3010Z		2	>
60	Starter Motor, Lucas 3M100	B907E6179W	1	1	R/B A912E6884F
	Starter Motor, Lucas M80R	A912E6884F	1	1	
	Insulation Sleeve, Unused Terminal	A910E2385F	1	1	
61	Bolt, M10 x 75, Starter to Engine	A075W2059Z	2	2	Use with Lucas 3M100 S/Motor
	Bolt, M10 x 80, Starter to Engine	A075W2061Z	2	2	Use with Lucas M80R S/Motor
62	Washer, Starter to Engine	A075W4024Z	4	4	
63	Nut, Nyloc, M10, Starter to Engine	A075W3011Z	2	2	

Turbo 40.19A

Page 2



TURBO
4021A

ILLUS
NO.

QUANTITY

MAY 1991

40.21A

DESCRIPTION

PART NUMBER

STD.
ENGINEH.C.
ENGINE

REMARKS

001	Gasket, Exhaust Manifold to Head	A910E0004K	4		
002	Gasket, Exhaust Manifold to Head	A910E2235F		4	
	Manifold, Exhaust	C910E1380K	1		R/B A910E2155K
	Manifold, Exhaust	A910E2155K	1	1	
003	Washer, Flat, Manifold to Head	A075W4020Z	12		
	Locking Plate, Manifold to Head, Upper	A910E2419F		2	
	Locking Plate, Manifold to Head, Lower	A910E2420F		4	
004	Nut, M8, 'Aerotight' Manifold to Head	A075W3022Z	12	12	
	Nut, M8, Special	A082S6013F	4	4	Alternative Top Fixings if Insufficient Clearance for A075W3035Z
005	Gasket, Manifold to Adaptor	B910E1390F	1	1	
006	Adaptor, Wastegate	C910E1389F	1		4 x M6/2 x M8 Wastegate Fixing R/B E910E1389F
	Adaptor, Wastegate	D910E1389F	1		4 x M6/2 x M10 Wastegate Fix R/B E910E1389F
	Adaptor, Wastegate	E910E1389F	1	1	2 x M10 Wastegate Fixing
007	Bolt, Adaptor to Manifold	A910E641ZF	4	4	
008	Lockplate, Adaptor/Manifold Bolts	A910E156ZF	2	2	
009	Bolt, Wastegate Pipe to Adaptor	A910E6414F	2	2	
010	Gasket, Wastegate Pipe to Adaptor	A910E1391F	1	1	
	Setscrew, Wastegate to Adaptor	A910E1765F	4		For 4-Stud Fixing Wastegate. Replaces Studs and Nuts For 4-Stud Fixing Wastegate
	Locktab, Wastegate to Adaptor	A910E1672K	2		
011	Stud, M8, Wastegate to Adaptor	C910E6413K	2		
	Stud, M10, Wastegate to Adaptor	B910E1826F	2	2	
	Reducing Sleeve, 10/8mm, Wastegate to Adaptor	A910E1976F	2		Use to Fit M10 Wastegate with M8 Studs
012	Washer, 8mm, Wastegate to Adaptor	A075W4020Z	2		
	Locking Plate, Wastegate Adaptor	A910E2422F	2	2	
013	Nut, M8, Wastegate to Adaptor	A075W3022Z	2		
	Nut, M10, 'Aerotight', Wastegate to Adaptor	A079W3071F	2	2	
	Wastegate Assembly, 4 x M6 Stud Fixing	A910E6430F	1		R/B E910E6373F with M8 studs and reducing sleeves

Turbo 40.21A

Page 1

d5p49

ILLUS
NO.

QUANTITY

MAY 1991

40.21A

DESCRIPTION

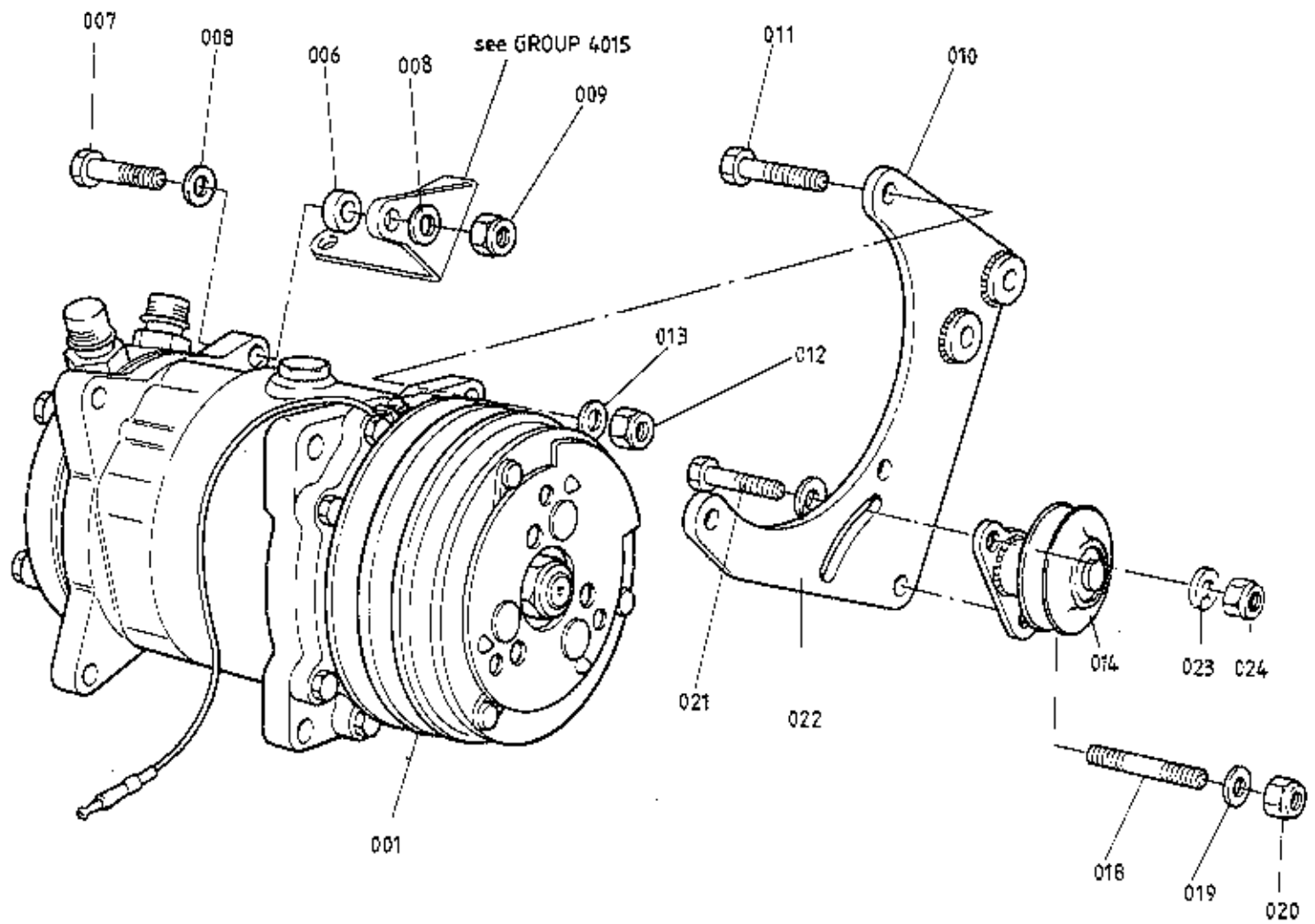
PART NUMBER

STD.
ENGINEH.C.
ENGINE

REMARKS

014	Wastegate Assembly, 2 x M8 Stud fixing	D910E6373F	1		R/B E910E6373F with reducing sleeves
	Wastegate Assembly, 2 x M10 Stud fixing	E910E6373F	1		
	Wastegate Assembly, 2 x M10 Stud fixing	A910E9206F		1	
	Diaphragm, Wastegate	A910E6571F	1)
	Gasket, Diaphragm	A910E6575F	2)For wastegate D/E 910E6373F
	Nut, Locking, Valve Stem	A910E6746F	2)
	Sealing Washer, Diaphragm Clamping	A910E6747F	2)
015	Gasket, Wastegate to Adaptor	A910E6431F	1		4 x M6 stud fixing
	Gasket, Wastegate to Adaptor	B910E6391F	1		2 x M8 stud fixing
	Gasket, Wastegate to Adaptor	C910E6391F	1	1	2 x M10 stud fixing
017	Elbow, Wastegate to Boost Control Pipe	A910E6461F	1	1	
018	Copper Washer, Elbow to Wastegate	A910E6392F	1	1	
019	Locknut, Elbow to Wastegate	A910E6462F	1	1	
020	Pipe, Boost Control	A910E1674K	1		
	Pipe, Boost Control	A910E2160F		1	
021	Elbow, Turbo to Boost Control Pipe	A910E6460F	1	1	
022	Olive, Boost Control Pipe	A910E6463F	2	2	
023	Sleeve Nut, Boost Control Pipe	A910E6464F	2	2	
024	Turbocharger Assembly	C910E6372F	1	1	
025	Gasket, Turbo to Wastegate Adaptor	A910E6376H	1	1	
026	Bolt, Turbo to Wastegate Adaptor	A910E6415F	4	4	
027	Lockplate, Turbo to Wastegate Adaptor	A910E1563F	2	2	
028	Stud, Turbo to Exhaust Pipe	B910E1650K	4	4	
029	Nut, Exhaust Pipe to Turbo	A075W3072F	4	4	
030	Lockplate, Exhaust Pipe to Turbo	A910E1564F	2	2	
031	Gasket, Exhaust Pipe to Turbo	A910E1300F	1	1	

Turbo 40.21A
Page 2



TURBO
4023A

ILLUS
NO.

QUANTITY

MAY 1991

40.23A

DESCRIPTION

PART NUMBER

DRY
SUMPWET
SUMP

REMARKS

Compressor, Air Conditioning
Bracket, Compressor to Engine
Screw, Socket Head, Compressor to Bracket
Nut, M10, Compressor to Bracket
Washer, 10mm, Compressor to Bracket
Bush, Compressor Rear Fix
Bolt, M6, Compressor Mounting Rear
Washer, Compressor Mounting Rear
Nut, M6, Compressor Mounting Rear
Idler Pulley/Adjuster Bracket
Setscrew, M8, Belt Adjuster
Washer, 8mm, Plain
Washer, 8mm, Conical
Washer, 8mm, Spring

A079P6010F
B910E1581K
A079W7025F
A075W3023Z
A075W4024Z
A910E1646K
A075W2030Z
A075W4016Z
A075W3009Z
B910E0947J
A075W1040Z
A075W4020Z
A907E0688Z
A075W4036Z

1
1
2
2
4
1
1
1
1
1
1
2
1
1
2

001
006
007
008
009
010
011
012
013
014

Compressor, Air Conditioning
Spacer, Compressor to Rear Bracket
Bolt, M10 x 40, Compressor Rear Fixing
Washer, Compressor Rear Fixing
Nut, M10, Compressor Rear Fixing
Bracket, Compressor Front to Block
Bracket, Compressor Front to Block
Bolt, Compressor to Front Bracket
Nut, M10, Compressor to Front Bracket
Washer, Compressor to Front Bracket
Idler Pulley/Adjuster Bracket 27mm offset*
Idler Pulley/Adjuster Bracket 10mm offset*

A079P6010F
A907E1136F
A075W2052Z
A075W4024Z
A075W3011Z
A907E1233K
A912E2276F
A075W2051Z
A075W3011Z
A075W4024Z
B907E0898J
A910E9049J

1
1
1
2
1
1
1
3
3
3
1
1

Prior '87 M.Y.
'87 M.Y. On

Up to engine No 20825
Engine No 20826 onwards
*Dimension is pulley axis offset from line
joining adjuster bracket fixing hole
centres

018
019
020
021
022
d5p51

Stud, Pulley Bracket/Comp Bracket/MBH
Washer, Flat, Pulley Bracket Fixing
Nut, Nyloc, M8, Pulley Bracket Fixing
Bolt, M8, Idler Pulley Adjust
Washer, Conical, Adjusting Slot
Washer, Thick, Adjusting Slot

A907E1197F
A075W4020Z
A075W3010Z
A075W2037Z
A907E0688Z
A079W4019F

1
1
1
1
1
1

Turbo 40.23A
R/B A079W4019F Page 1

ILLUS
NO.



QUANTITY

MAY 1991

40.23A

DESCRIPTION

PART NUMBER

DRY
SUMP

WET
SUMP

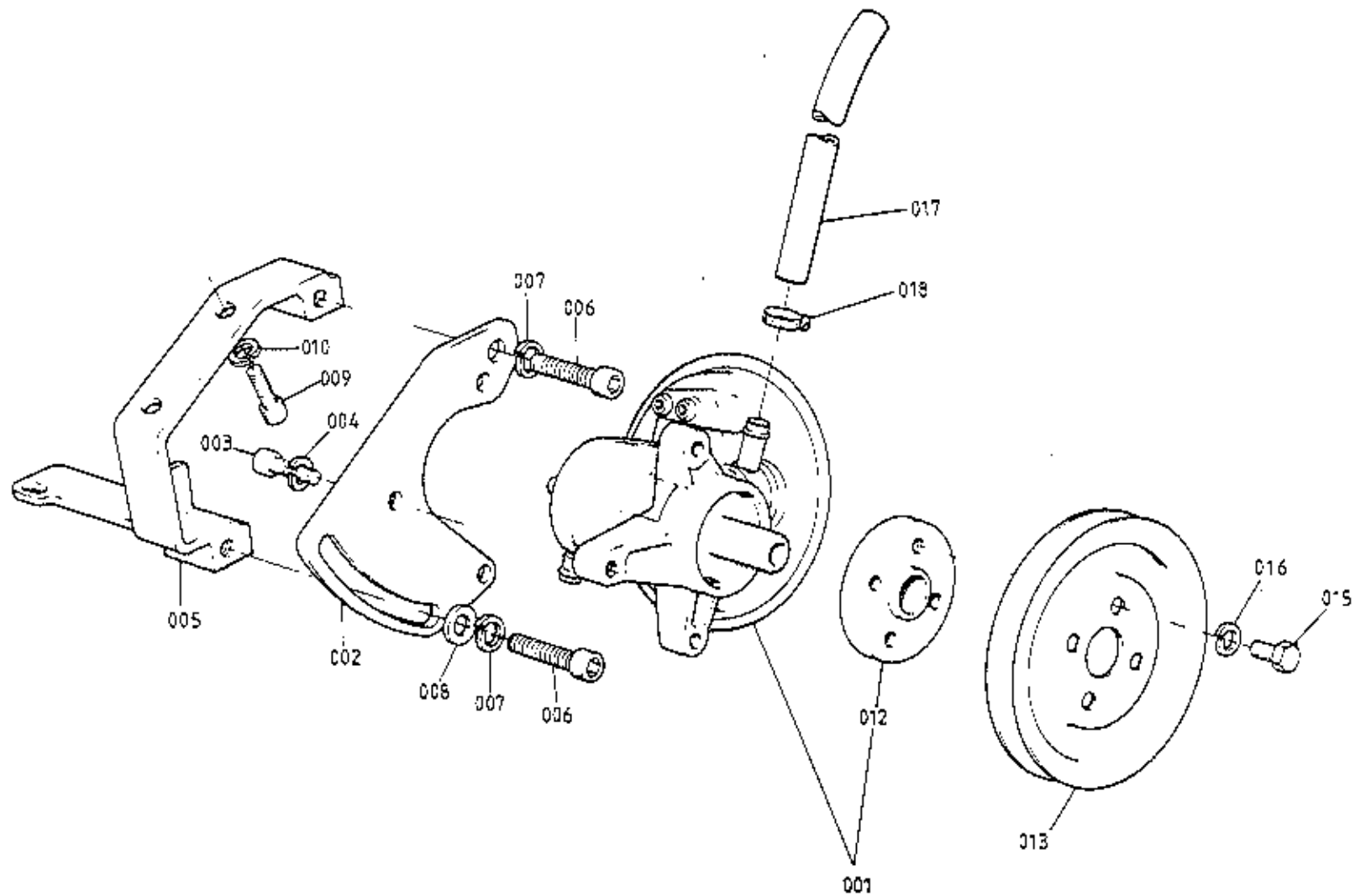
REMARKS

023
024

Washer, Flat, Idler Pulley Adjust
Nut, Nyloc, M8, Idler Pulley Adjust

A075W4020Z
A075W3010Z

1
1



TURBO (B7M.Y.H.C.)
4027A

ILLUS
NO.

QUANTITY

MAY 1991

40.27A

DESCRIPTION

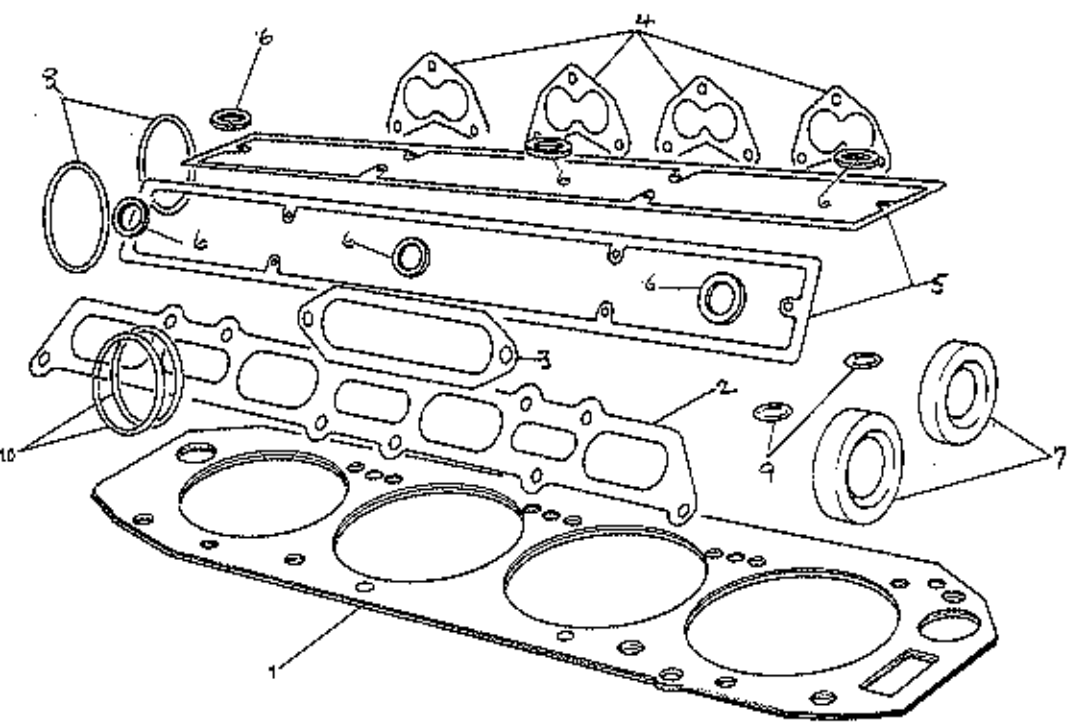
PART NUMBER

1987
M.Y.ON

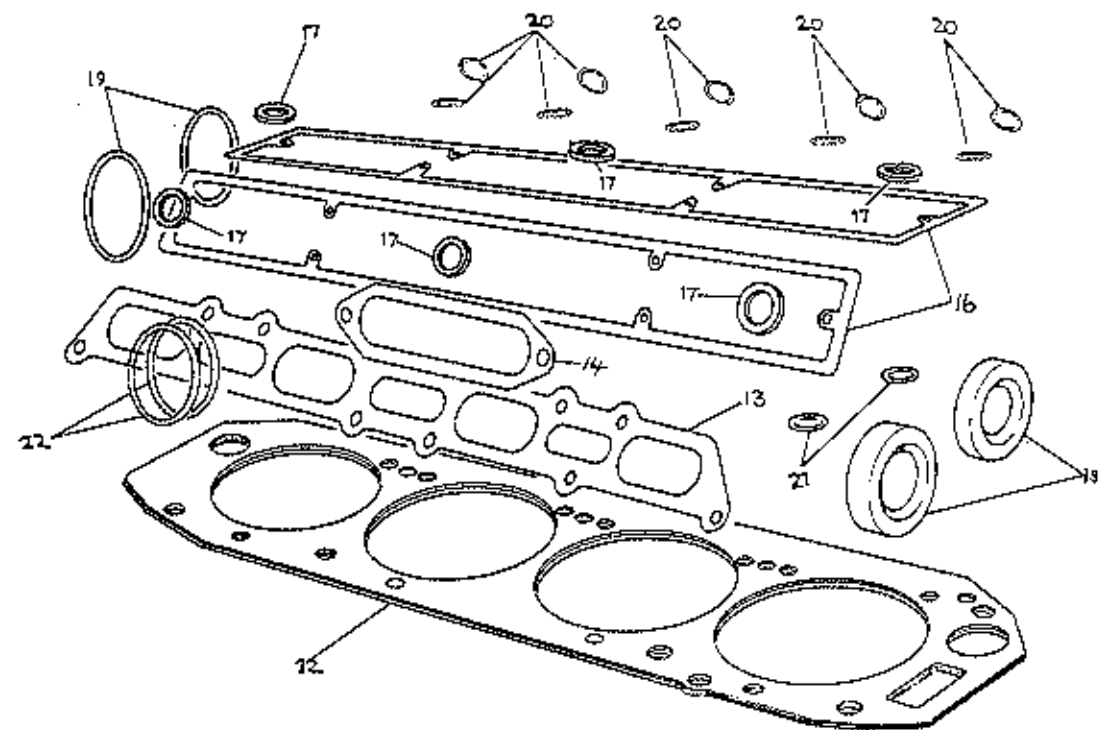
REMARKS

001	Vacuum Pump / Hub Assembly	A910E9027J	1	
002	Carrier Plate, Vacuum Pump	A910E1870K	1	
003	Setscrew, M8 x 25, Pump to Carrier	A075W7024F	3	
004	Washer, Spring, Pump to Carrier	A075W4036Z	3	
005	Bracket, Pump to Block	A910E1869F	1	
006	Setscrew, M10 x 30, Carrier to Brkt.	A075W7031F	2	
007	Washer, Spring, Carrier to Brkt.	A075W4037Z	2	
008	Washer, Flat, Adjusting Slet	A912E2007Z	1	
009	Setscrew, M8 x 25, Brkt. to Water Pump	A075W7024Z	2	
010	Washer, Spring, Brkt. to Water Pump	A075W4036Z	2	
012	Hub, 'V' Pulley	A910E1873F	1	
013	'V' Pulley, Vacuum Pump	A910E2249F	1	
015	Setscrew, M8 x 16, Pulley to Hub	A075W1036Z	4	
016	Washer, Spring, Pulley to Hub	A075W4036Z	4	
017	Hose, Air Exhaust	A075J6078V	*	* 1090mm
018	Clip, Hose to Pump Outlet	A079M6132F	1	
	Clip, Hose to Chassis	A075W6228F	1	
	Screw, Clip to Chassis	A075W5016Z	1	
	Washer, Clip to Chassis	A075W4000Z	1	

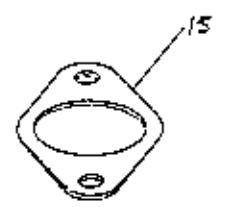
Turbo ('87 M.Y. on)
40.27A



STD



HC



TURBO
40-28A

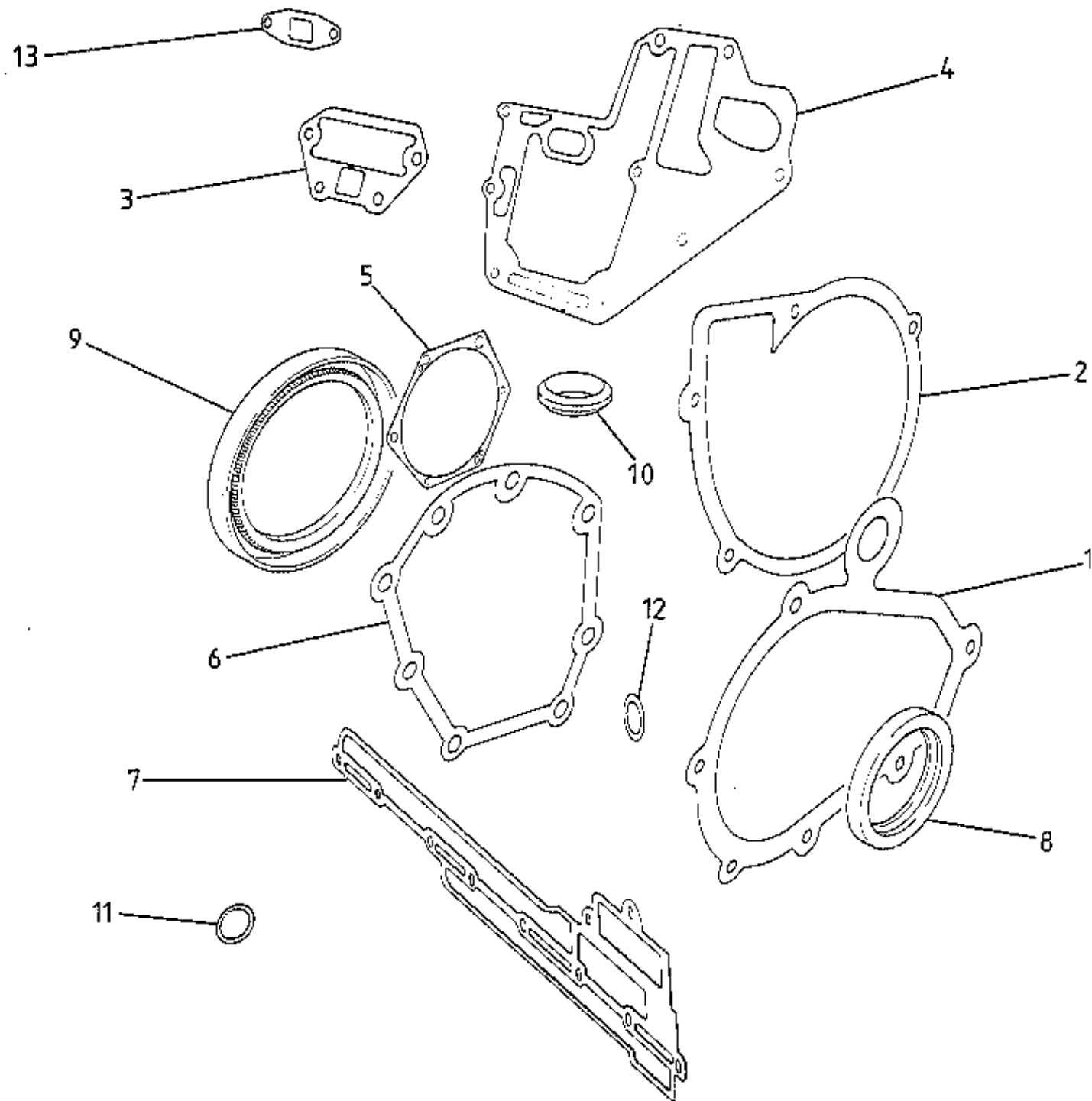
ILLUS
NO.

QUANTITY

MAY 1991

ILLUS NO.	DESCRIPTION	PART NUMBER	QUANTITY		REMARKS
			STD.	H.C.	
40.28A					
	Engine Upper Gasket Set Comprising	B910E0807W	1		
1	Cylinder Head Gasket	B907E0026Z	1		
2	Inlet Manifold Gasket	A907E0204Z	1		
3	Diffuser/Plenum Gasket	A910E1474F	1		
4	Exhaust Manifold Gasket	A910E0004Z	4		
5	Camshaft Cover Gasket	A912E2040F	2		Replaces Earlier Cork Type
6	Camshaft Cover Screw Washer	A912E6406F	6		
7	Camshaft Front Oil Seal	B907E6042Z	2		
8	Camshaft Rear Cover 'O' Ring	A907E6027Z	2		
9	Camshaft Housing Oil Feed 'O' Ring	A907E6202Z	2		
10	Carburettor Mounting 'O' Ring	A910E6387F	8		
	Engine Upper Gasket Set Comprising	A910E9246W		1	
12	Cylinder Head Gasket	B907E0026Z		1	
13	Inlet Manifold Gasket	A912E2009F		1	
14	Diffuser/Plenum Gasket	A910E1474F		1	
15	Thermostat Housing Gasket	A026E6102Z		1	
16	Camshaft Cover Gasket	A912E2040F		2	
17	Camshaft Cover Screw 'O' Ring	A912E6695F		6	
18	Camshaft Front Oil Seal	B907E6042Z		2	
19	Camshaft Rear Cover 'O' Ring	A907E6027Z		2	
20	Camshaft Housing Access Plug 'O' Ring	A912E6694F		10	
21	Camshaft Housing Oil Feed 'O' Ring	A907E6202Z		2	
22	Carburettor Mounting 'O' Ring	A907E6027Z		8	

For Exhaust Manifold Gaskets, Order
4-Off A910E2235F Separately if Required



TURBO
40-28B

ILLUS
NO.

MAY 1991

40.28B

DESCRIPTION

PART NUMBER

QUANTITY

ALL

REMARKS

Engine Lower Gasket Set

Comprising:-

A910E0808W

1

1
2
3
4
5
6
7
8
9
10
11
12
13

Front Cover Gasket

A907E0245Z

1

Water Pump Gasket

A907E0246Z

1

Oil Gallery Cover Gasket

A907E0438Z

1

Auxiliary Housing Gasket

C907E0442Z

1

Oil Pump Gasket

A907E0474Z

1

Rear Seal Housing Gasket

A907E0671Z

1

Scavenge Manifold Gasket

A910E1468F

1

Crankshaft Front Oil Seal

B907E6010Z

1

Crankshaft Rear Oil Seal

A907E0631Z

1

Oil Pick Up Pipe Olive

A907E0606Z

1

'O' Ring, Oil Tank Hose to Pump

A910E6526F

1

'O' Ring, Turbo Drain to Sump

A910E6491F

1

Gasket, Turbo Drain to Turbo

A910E6375F

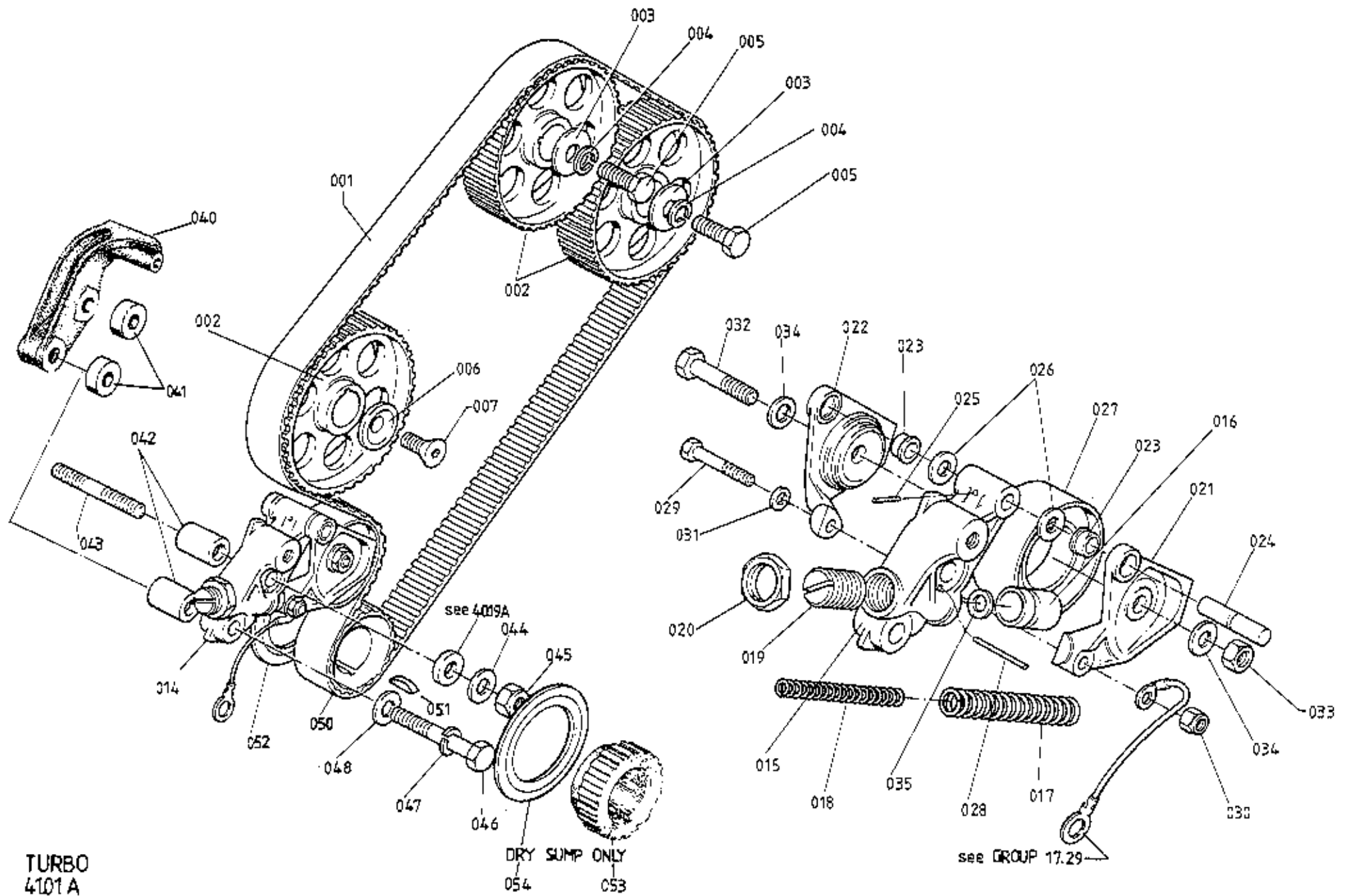
1

Not used on '87 M.Y.

Dry Sump Engines Only

Dry Sump Engines Only

Turbo 40.28B



TURBO
 4101 A

ILLUS
NO.

QUANTITY

41.01A

DESCRIPTION

PART NUMBER

HEATER
ONLYWITH
ACU

REMARKS

ILLUS NO.	DESCRIPTION	PART NUMBER	HEATER ONLY	WITH ACU	REMARKS
001	Belt, Camshaft Timing	A907E0191Z	1	1	Trapezoidal Tooth Profile
002	Toothed Pulley, Camshaft/Auxiliary Shaft	A910E0309F	3	3	104° M.O.P. Green dots
003	Washer, Pulley to Camshaft	A907E6026Z	2	2	
004	Washer, Spring, Pulley to Camshaft	A075W4037Z	2	2	
005	Bolt, M10 x 35, Pulley to Camshaft	A075W2051Z	2	2	
006	Washer, Pulley to Auxiliary Shaft	A907E0576Z	1	1	
007	Screw, M10 x 30 C/S, Pulley to Auxiliary Shaft	A075W7018Z	1	1	
014	Tensioner Assembly, Timing Belt	A907E0893K	1		Slotted adjuster
	Tensioner Assembly, Timing Belt	A907E0913K		1	Hex. Head adjuster
015	Housing, Belt Tensioner	B907E1143F	1	1	
016	Piston, 'Nylatron' Belt Tensioner	A907E1245F	1	1	
017	Spring, Outer, Belt Tensioner	A907E1164F	1	1	
018	Spring, Inner, Belt Tensioner	A907E1165F	1	1	
019	Seat, Tensioner Spring, Slotted	B907E1146F	1		
	Seat, Tensioner Spring, Hex. Head	A907E1269F		1	
020	Locknut, Spring Seat	A907E1149F	1	1	
021	Yoke, Front, Belt Tensioner	B907E1141F	1	1	
022	Yoke, Rear, Belt Tensioner	B907E1142F	1	1	
023	Bush, Pivot, Belt Tensioner	B907E1163F	2	2	
024	Pin, Pivot, Belt Tensioner	A907E1144F	1	1	
025	Spirol Pin, Pivot Pin Retention	A907E6283F	1	1	
026	Rubber Washer, Yoke Pivot	A907E1148F	1	1	
027	Pulley/Bearing, Belt Tensioner	A907E6249F	1	1	
028	Locking Pin, 4 mm, Tensioner Piston	A907E1195F	1	1	
029	Belt, M6 x 30, Yoke Clamping	A075W2028Z	1	1	
030	Nut, Nyloc, M6, Yoke Clamping	A907E6285Z	1	1	
031	Washer, flat, Yoke Clamping	A075W4013Z	1	1	
032	Bolt, M8 x 35, Yoke Centre Clamping	A075W2038W	1	1	
033	Nut, M8, Yoke Centre Clamping	A075W3021Z	1	1	
034	Washer, Flat, Yoke Centre Clamping	A075W4020Z	1	1	
035	Washer, Spring to Piston	A075W4065Z	1	1	
040	Snubber, Auxiliary Shaft Pulley	B907E1140F	1	1) If snubber fitted
041	Spacer, Snubber to Tensioner	A907E1139F	2	2)

Turbo (Prior to '87 M.Y.) 41.01A
Page 1

ILLUS
NO.



QUANTITY

MAY 1991

41.01A

DESCRIPTION

PART NUMBER

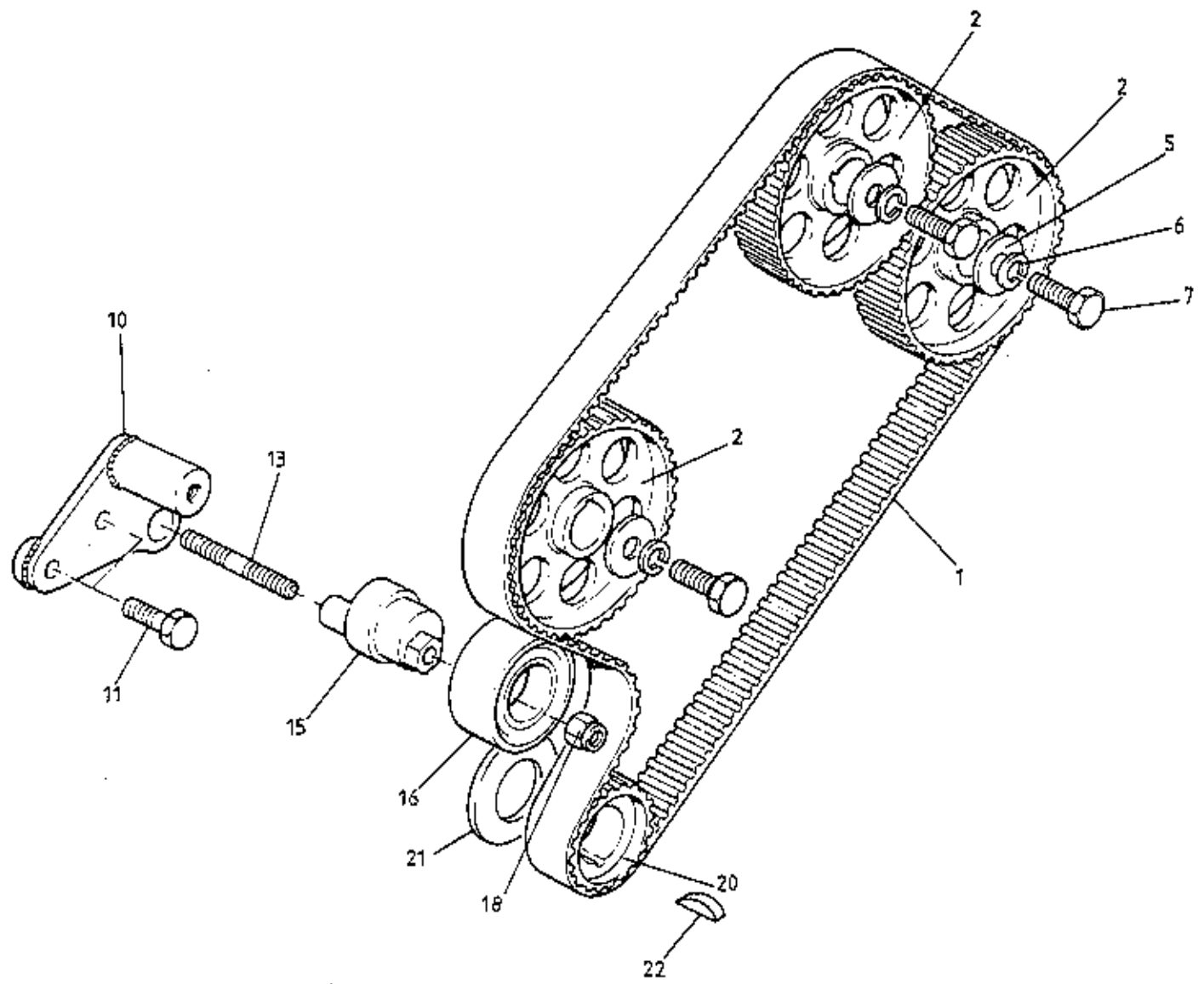
HEATER
ONLY

WITH
ACU

REMARKS

042	Spacer, Tensioner to Block	A907E1138F	2	2	Heater cars with no snubber) Dry Sump Only)
043	Stud, Belt Tensioner to Block	B907E0504K	1		
044	Washer, Flat, Tensioner Fixing	A075W4024Z	1		
045	Nut, Nyloc, M10, Tensioner Fixing	A075W3011Z	1		
046	Bolt, M10 x 70, Tensioner to Block	A075W2058Z	1	2	
047	Washer, Spring, Tensioner Fixing	A075W4037Z	1	2	
048	Washer, Flat, Tensioner Fixing	A075W4024Z	1	2	
050	Toothed Pulley, Crankshaft, Cam Belt Drive	D907E0095Z	1	1	
051	Woodruff Key, Crankshaft to Pulley	A907E6016Z	1	1	
052	Flange, Crank Pulley Rear	A907E0096Z	1	1	
053	Oil Pump, Drive Pulley	A910E1464F	1	1	
054	Flange, Tooth Belt Separation	A910E1466F	1	1	

Turbo (Prior to '87 M.Y.) 41.01A
Page 2

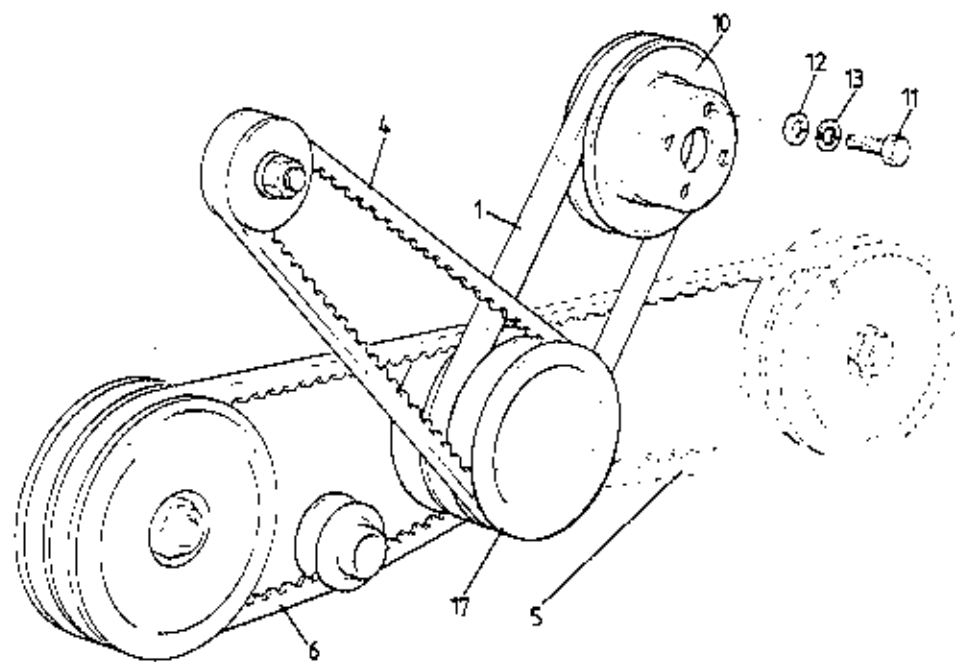
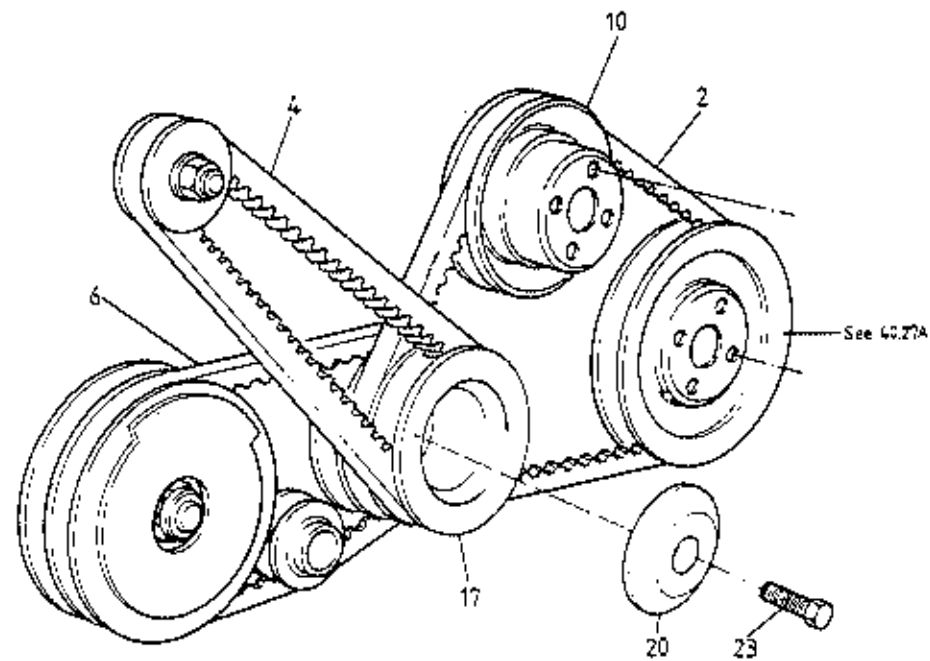


TURBO ('87 M.Y. ON)
41.01B

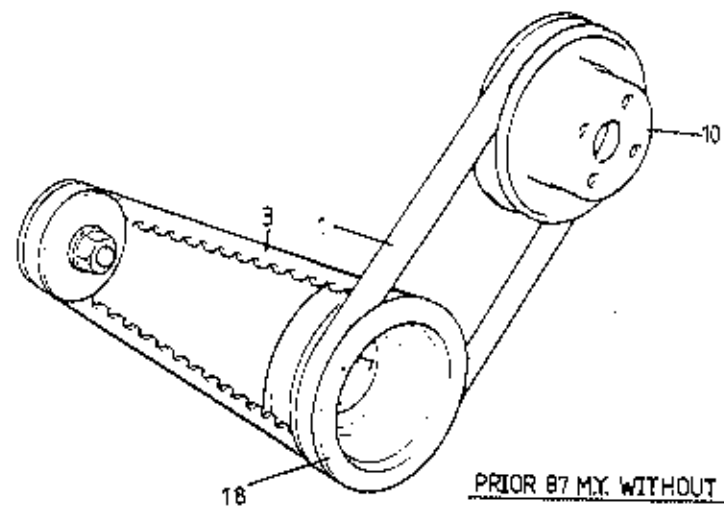
ILLUS. NO.	DESCRIPTION	PART NUMBER	QUANTITY		REMARKS
			87 M.Y ON		
41.01B					
1	Toothed Belt, Camshaft Driving	A912E6697F	1		Rounded Tooth Profile (H.T.D.) Green Dots. 104° M.O.P.)Heater Only Cars) (For A/C Cars see 40.23A)) Rounded Tooth Profile (H.T.D.)
2	Toothed Pulley, Camshaft/ Aux Shaft	A912E2019F	3		
5	Washer, Camshaft Pulley Retention	A907E6026Z	3		
6	Washer, Spring, Cam Pulley Retention	A075W4037Z	3		
7	Bolt, M10x35, Cam Pulley Retention	A075W2051Z	3		
10	Bracket, Belt Tensioner to Block	A912E2275F	1		
11	Bolt, M10x45, Tensioner brkt/Block	A075W2053Z	2		
	Washer, Flat, Tensioner brkt Fixing	A075W4024Z	2		
13	Stud, M10, Tensioner Fixing	B907E0504K	1		
15	Eccentric Hub, Belt Tensioner	A912E2176F	1		
16	Pulley/Bearing, Belt Tensioner	A907E6249F	1		
18	Nut, Nyloc, M10	A075W3011Z	1		
	Washer, Plain Tensioner Fix	A075W4024Z	1		
20	Toothed Pulley, Crankshaft, Cam Belt Drive	A912E2018F	1		
21	Flange, Toothed Pulley Rear	A907E0096Z	1		
22	Woodruff Key, Toothed Pulley	A907E6016Z	1		

Turbo ('87 M.Y. on)
41.01B

'87 M.Y. ON (H.C.)



PRIOR '87 M.Y. WITH A/C



PRIOR '87 M.Y. WITHOUT A/C

TURBO
41.03A

ILLUS
NO.

QUANTITY

MAY 1991

41.03A

DESCRIPTION

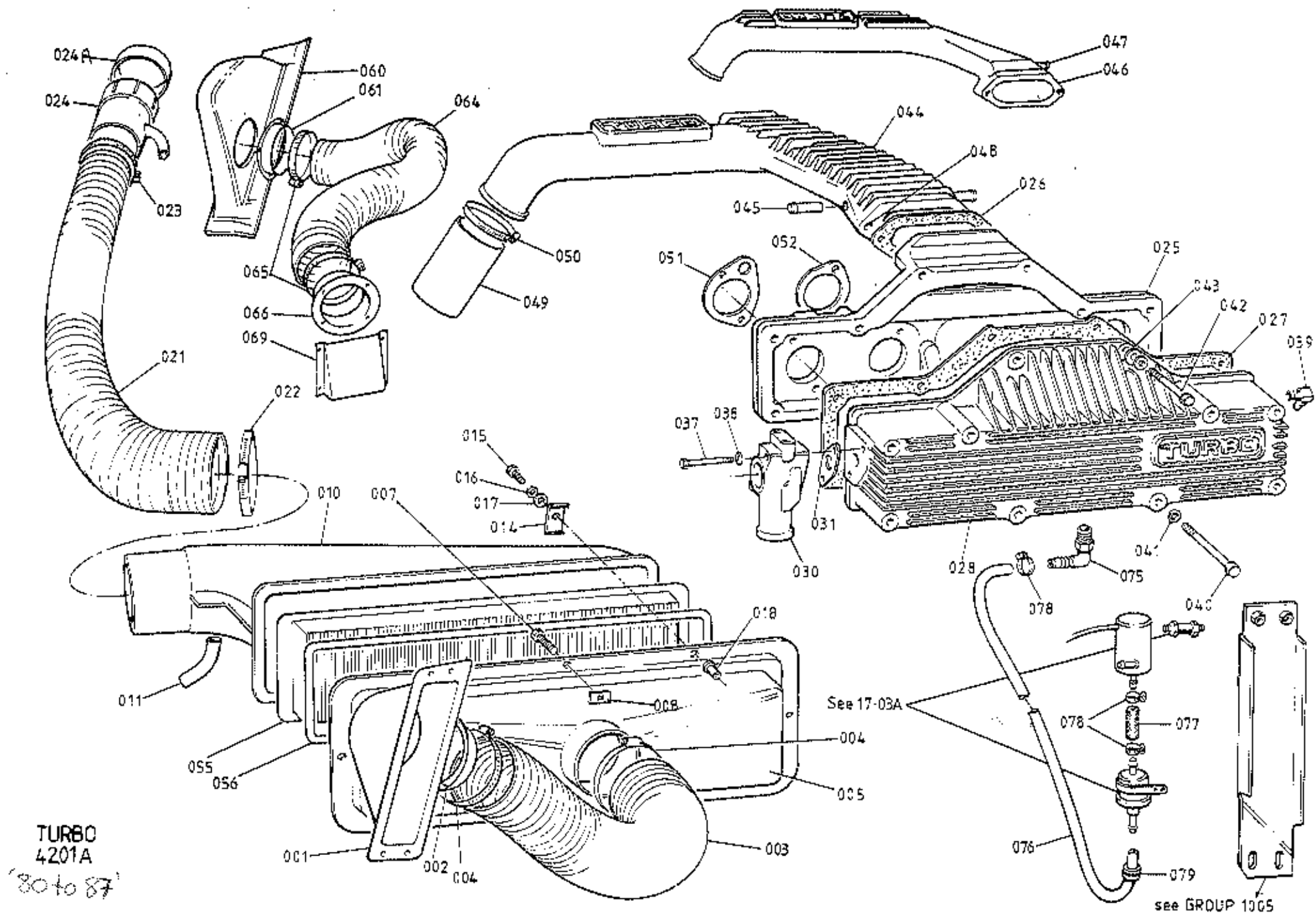
PART NUMBER

DRY
SUMPWET
SUMP

REMARKS

1	'V' Belt, Water Pump	A907E6296F	1	1	Prior to '87 M.Y.
2	'V' Belt, Water Pump/Vacuum Pump	A907E6332F		1	'87 M.Y. on
	'V' Belt, Alternator	A907E6315F	1		
3	'V' Belt, Alternator	A907E6315F		1	Prior to '87 M.Y. with Heater Only
4	'V' Belt, Alternator	A907E6332F		1	Prior to '87 M.Y. with A/C & '87 M.Y. on
5	'V' Belt, a/c Compressor	A907E6333F	1		Troling T585
	'V' Belt, (Standard Type), a/c Comp.	A907E6333F		1	Use With Adj. Brkt. B907E0898) See
6	'V' Belt, (Moulded Cog), a/c Comp	A910E6656F		1	Use With Adj. Brkt. A910E9049) 40.23A
	'V' Pulley, Water Pump	B910E1594K	1		
10	'V' Pulley, Water Pump	A907E6294F		1	
11	Setscrew, M8 x 16, Pulley	A075W1036Z		4	
12	Washer, Flat, Pulley Fixing	A075W4020Z		4	
13	Washer, Spring, Pulley Fixing	A075W4036Z		4	
	'V' Pulley, Alternator	B910E1592F	1		
	Nut, Pulley to Alternator	A910E1593F	1		
	'V' Pulley, Crankshaft, Triple Groove	A910E1465F	1		
17	'V' Pulley, Crankshaft, Triple Groove	A907E1193F		1	Except Heater Cars Prior to '87 M.Y.
18	'V' Pulley, Crankshaft, Double Groove	A907E1192F		1	Heater Only Prior to '87 M.Y.
	Spirol Pin, 'V' Pulley Locating	A907E6007Z	1		
20	Washer, Conical, Pulley Retention	B907E1106F	1	1	
	Washer, Plain, Pulley Retention	A079W4066F	1		
	Washer, Spring, Pulley Retention	A075W4038Z		1	
	Bolt 'V' Pulley to Crank	A079W2090F	1		
23	Setscrew, 1/2" UNF x 1 1/2" Pulley/Crank	A075W1020Z		1	

Turbo 41.03A



ILLUS
NO.

QUANTITY

MAY 1991

42.01A

DESCRIPTION

PART NUMBER

PRIOR
'87 M.Y'87 M.Y
ON

REMARKS

001	Plenum, RH Air Scoop	A082B4291K	1	1
	Screw, Plenum to Body	A075W5015Z	4	4
	Spire Nut, Plenum	A075W6013Z	4	4
002	Adaptor, Plenum to Hose	A079B4131K	1	1
	Pop Rivet, Adaptor to Plenum	A075W6094Z	4	4
003	Trunking, Plenum to Airbox	A082E4081F	1	1
004	Hose Clip, Trunking	A907E6347F	2	2
005	Airbox	A082E4084K	1	1
	Insulation, Airbox	A907E1424K	1	
	Foam Strip, Airbox to Body	A036B6221V	1m	1m
007	Spire Bolt, Airbox to Body	A079W6166F	4	4
008	Spire Nut, Airbox to Body	A079W6164F	4	4
010	Cover, Airbox	A082E4085K	1	1
011	Adaptor Pipe, Breather to Airbox	B082E4086F	1	1
014	Clamp, Airbox Cover to Body, Upper	C082E4080K	2	2
	Clamp, Airbox Cover to Body, Lower	A082U4939F	2	2
015	Setscrew, M6 x 30, Cover to Body	A075W1032Z	4	4
016	Washer, Spring, Cover to Body	A075W4035Z	4	4
017	Washer, Flat, Cover to Body	A075W4013Z	4	4
018	Nut, 'Pulsert' M6, Cover to Body	A079W6156F	4	4
021	Trunking, Airbox to Turbo	A910E1089F	1	
	Trunking, Airbox to Turbo	E907E1089F	1	1
022	Hose Clip, Trunking to Airbox	A036S6006Z	1	1
023	Hose Clip, Trunking to Turbo/Sleeve	A075L6044F	1	1
024	Adaptor Sleeve, Turbo Inlet	C910E1710F	1	
024A	Seal, Adaptor Sleeve to Turbo	C910E1712F	1	
025	Plenum Backplate, Carburettor	B910E1472K	1	
	Plenum Backplate, Carburettor	A910E1880K		1
026	Gasket, Diffuser to Backplate	A910E1474F	1	1
027	Gasket, Plenum Cover to Backplate	A910E1475F	1	1
028	Plenum Chamber Cover, Carburettor	C910E1471K	1	
	Plenum Chamber Cover, Carburettor	D910E1471K		1
030	Dump Valve Assembly	C910E0928J	1	
031	Gasket, Dump Valve Plenum	A910E1499F	1	
037	Bolt, M6 x 55, Dump Valve to Plenum	A075W2034Z	2	

Not Used on Earlier Cars

Used With Turbo Inlet Adaptor Sleeve
Cars Without Turbo Inlet Adaptor Sleeve)Where Fitted
)

204 036 F06

Turbo 42.01A
Page 1

ILLUS
NO.

QUANTITY

42.01A

DESCRIPTION

PART NUMBER

PRIOR
'87 M.Y.'87 M.Y.
ON

REMARKS

038
039

Washer, Flat, Dump Valve to Plenum
Elbow Union, Boost Gauge, Screw-on Pipe Fit.
Elbow Union, Boost Gauge, Screw-on Pipe Fit.
Grub Screw, Elbow Union, Damping

A075W4013Z
A910E6481P*
A910E2274K*
A082W7034F

2
1
1
1

Prior to A910E2274

Fits A910E2274
* R/B Elbow Union A910E6772. Cut off end
fitting from boost pipe & fit connecting
hose A082N4020 with restrictor A912E6452

040

Elbow Union, Boost Gauge, Push-on Pipe Fit.
Elbow Union, Engine Management Take-Off

A910E6772F
A910E6772F

1

1

041

Bolt, Plenum Cover to Backplate
Washer, Flat, Cover to Backplate

A075W2045F
A075W4020Z

8
8

8
8

042

Bolt, Plenum Cover/Backplate/Diffuser

A075W2042Z

2

2

043

Washer, Flat, Cover/Backplate/Diffuser

A075W4020Z

2

2

044

Diffuser, Turbo to Plenum

A910E0949J

1

045

Stub Pipe, Cold Start Take Off

A910E1600F

2

046

Diffuser, Turbo to Plenum (inc. Stub Pipe)

A910E9230F

1

047

Stub Pipe, Cold Start Take-Off

A910E2125F

1

048

Helicoil Insert

A910E6510F

2

2

049

Hose, Turbo to Diffuser

D910E6394F

1

1

Hose, Turbo to Diffuser *60mm long*

A910E1912F

2

2

050

Clip, Turbo/diffuser Hose

A910E6389F

2

2

051

Gasket, Plenum Backplate to Carb.

A910E1536F

2

2

Gasket, Plenum Backplate to Carb.

A910E1886F

2

2

052

Gasket, Plenum Backplate to Carb.

A910E1537F

2

2

Gasket, Plenum Backplate to Carb.

A910E1887F

1

1

055

Air Filter Element

A907E6182F

1

1

056

Seal, Filter Element

C907E0588F

1

1

060

Plenum, LH Air Scoop

B082B4599K

1

061

Adaptor, Plenum to Hose

A079B4130K

1

Pop Rivet, Adaptor to Plenum

A075W6095Z

3

Washer, Adaptor to Plenum

A075W4013Z

6

064

Trunking, Adaptor to Sidewall

A082E4140F

1

065

Hose Clip, Trunking

A036S6006Z

2

066

Adaptor, Angled

A082B4568K

1

Pop Rivet, Adaptor to Sidewall

A075W6095F

4

to 072A Carbs
to 072B Carbs

Turbo 42.01A

Page 2

d5p56

ILLUS
NO.



QUANTITY

REMARKS

42.01A

DESCRIPTION

PART NUMBER

PRICE
'87 M.Y.

'87 M.Y.
ON

069

Washer, M6 x 12, Adaptor to Sidewall
Air Deflector, Engine Sidewall
Pop Rivet, Deflector Fix

A075W4013Z
E082U5074K
A075W6095F

8
1
4

075

Washer, Deflector Fix

A075W4013Z

8

076

Elbow Adaptor, Plenum Purge

A910E6765F

1

077

Pipe, Purge, Elbow/Solenoid Valve

A910E2325K

1

078

Pipe, Purge, Solenoid Valve/Purge Pump

A910E2326K

1

079

Pipe, Purge, Purge Pump Exhaust

A910E2327K

1

078

Clip, 'Norma', 12-20mm, Pipe Fix

A079M6132F

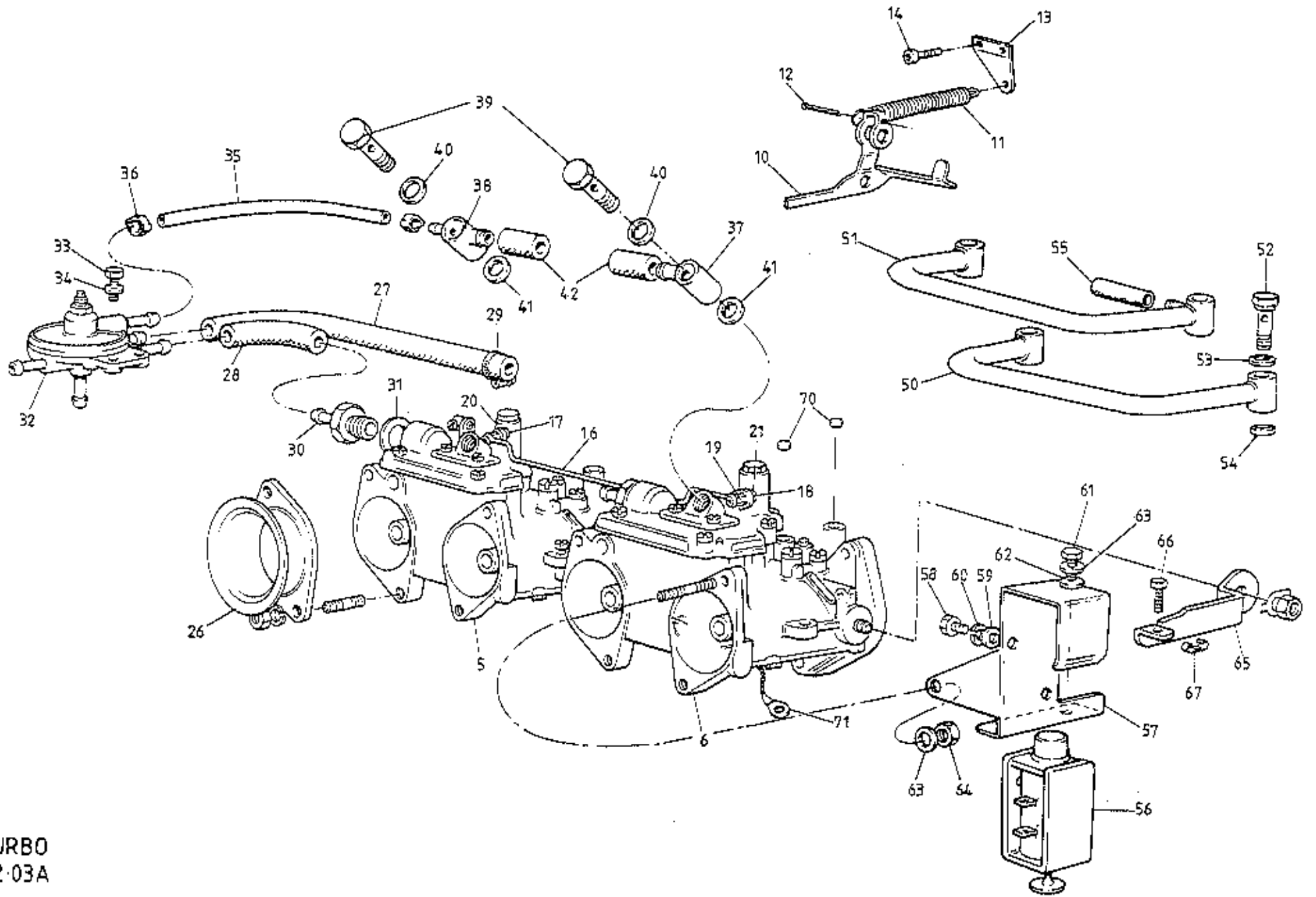
5

079

Grommet, Purge Pump/Sidewall

X036J6026Z

1



TURBO
42-03A

ILLUS
NO.

QUANTITY

MAY 1991

42.03A

DESCRIPTION

PART NUMBER

PRIOR
'87 M.Y'87 M.Y
ON

REMARKS

005	Carburettor, Rear, DHLA 40H	B910E0925F	1		
006	Carburettor, Front, DHLA 40H	B910E0926F	1		
	Carburettor, Rear, DHLA 45M	A910E6856F		1	
	Carburettor, Front, DHLA 45M	A910E6855F		1	
	Throttle Lever	A910E1394F	1		For Hairpin Type Return Spring
010	Throttle Lever	B910E1394F	1		For Coil Type Return Spring
	Throttle Lever	A907E6086Z		1	
	Spring, Throttle Return	A074E0464F	1		Hairpin Type
011	Spring, Throttle Return	A082J6072F	1		Coil Type
012	Split Pin, Coil Spring to Lever	A082W6262F	1		
013	Anchor Bracket, Coil Spring to Cam Cover	A082J4123F	1		
014	Screw, Anchor Brkt. to Cam Cover	A079W7011F	2	2	
	Spring, Throttle Return	A910E6865F		1	
	Bracket, Spring to Plenum	A910E2308F		1	
	Setscrew, Spring Brkt. to Plenum	A075W1027Z		2	
	Spring Washer, Brkt. to Plenum	A075W4035Z		2	
016	Linkage Assembly, Cold Start Interconnect	A910E0986J	1		
	Linkage Assembly, Cold Start Interconnect	A910E9231K		1	
017	Screw, Drilled, Cable to Lever	A036E6146Z	1		>
018	Screw, Link to Lever	A036E6143Z	1		>
019	Pivot Bush, Choke Linkage	A910E6532F	2		>inc. in Linkage Assy.
	Pivot Bush, Choke Linkage	A910E2302F		2	>
020	Washer, Flat	A036E6145Z	1		>
021	Washer, Spring	A036E6045Z	1		>
026	Bell Mouth, Carb. Intake	A910E6539H	4		
	Bell Mouth, Carb. Intake	A907E6090H		4	
	Pipe, Steel Braided, PRV to Front Carb.	A910E0962F	1)
	Pipe, Steel Braided, PRV to Rear Carb.	A910E0963F	1)
	Adaptor, Fuel Pipe to Carb.	A910E1657F	2) With Steel Braided Fuel Pipes
	Filter, Carb. Fuel Inlet	A910E6528F	2)
	Washer, Sealing, Adaptor to Carb.	A910E6527F	2)

d5p57

Turbo 42.03A
Page 1

ILLUS
NO.

42.03A

DESCRIPTION



PART NUMBER

QUANTITY

PRIOR
'87 M.Y'87 M.Y
ON

MAY 1991

REMARKS

027	Pipe, Dunlop, PRV to Front Carb.	A910E1957K		1	Cut From A910E6650V > With Dunlop
028	Pipe, Dunlop, PRV to Rear Carb.	A910E1958K		1	Cut From A910E6650V > Fuel Pipes
029	Hose Clip, Dunlop Fuel Pipes	A079M6132F		4	>
030	Adaptor, Fuel Pipe to Carb.	A910E1959F		2	>
031	Washer, Sealing, Adaptor to Carb.	A910E6651F		2	>
032	Fuel Pressure Regulating Valve(8.5mm S/Spigot)	A910E1607F		1	R/B A910E6615F + 180mm of A910E6785V
	Fuel Pressure Regulating Valve(5.0mm S/Spigot)	A910E6615F		1	
	Cap, Anti-Tamper, PRV	A910E1956F		1	
033	Setscrew, PRV Fixing	A075W1028Z	2	2	
034	Washer, Spring, PRV Fixing	A075W4035Z	2	2	
035	Hose, Pressure Sensing	A910E1606F	1		Use with PRV A910E1607F>PRV to Rear Carb.
	Hose, Pressure Sensing	A910E6785V		180mm	Use with PRV A910E6615F>
036	Clip, Oetiker, Pressure Sensing Hose	A910E6479F	2		
037	Banjo, Front Carb.	A910E1602K	1)Cold Start Air Supply
038	Banjo, Rear Carb.	A910E1603K	1)
039	Bolt, Banjo	A910E1601K	2		
040	Washer, Banjo, Large	A079W4081F	2		
041	Washer, Banjo, Small	A079W4082F	2		
042	Hose, Cold Start, Banjo to Diffuser	A910E1605F	2		
050	Pipe, Carburettor Balance	A910E9039F		1	
051	Pipe, Cold Start Air Supply, Diffuser/Carbs.	A910E9229F		1	
052	Bolt, Banjo, Balance/Pipe Cold Start Air Pipes	A910E1601K		4	
053	Washer, Banjo, Large	A079W4081F		4	
054	Washer, Banjo, Small	A079W4082F		4	
055	Hose, Cold Start, Banjo to Diffuser	A910E1605F		1	
056	Solenoid, Throttle Jacking	B910E9030J		1	
057	Bracket, Solenoid to Carb.	A912E2231F		1	
058	Setscrew, M4 x 6, Solenoid Fix	A075W1087F		2	
059	Washer, Solenoid Fix	A079W4073F		2	
060	Washer, Spring, Solenoid Fix	A075W4088F		2	
061	Setscrew, M6 x 30, Brkt. to Carb.	A075W1032Z		1	

Turbo 42.03A

Page 2

ILLUS
NO.



QUANTITY

MAY 1991

42.03A

DESCRIPTION

PART NUMBER

PRIOR	1987
'87 M.Y	M.Y.ON

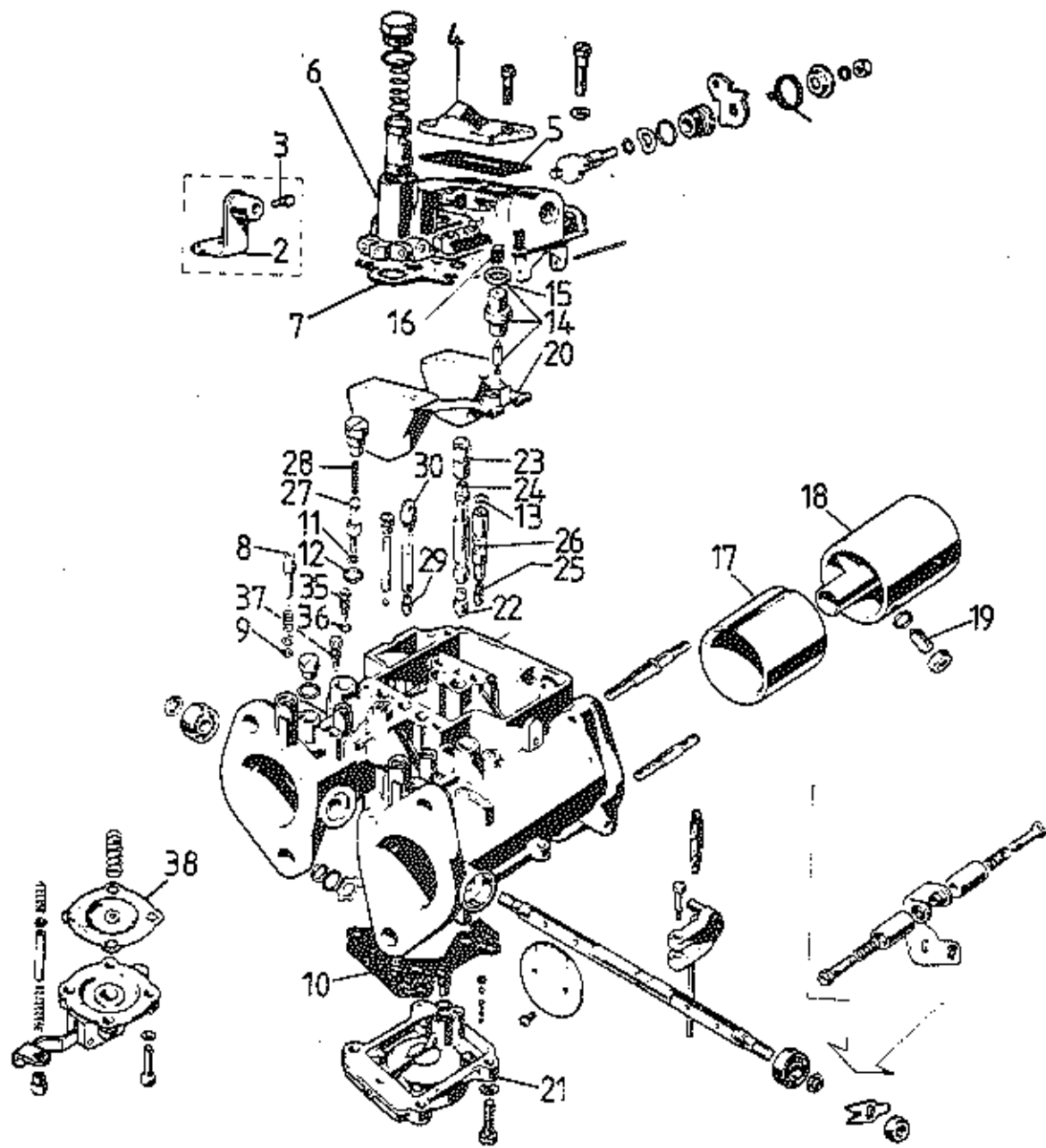
REMARKS

062	Washer, M6, Brkt. Fix
063	Washer, M6, Internal Spring, Brkt. Fix
064	Nut, M6, Brkt. Fix
065	Lever, Throttle Spindle
066	Adjusting Screw, Lever to Solenoid
	Clip, Adjuster Screw Locking
070	Plug, Anti-Tamper, CO & Air Bleed
	Plug, Anti-Tamper, CO & Throttle Coupling
	Plug, Anti-Tamper, Air Bleed
071	Earth Lead, Carburettor/Engine

A075W4013Z
A075W4046Z
A075W3020Z
A910E1872F
A910E6617F
A910E6618F
A907E1227F
A907E1227F
A910E6654F
A082M4208F

	1
	2
	1
	1
	1
	1
8	4
	4
2	2

Nylon
Metal



TURBO
4 2.04A

ILLUS
NO.

QUANTITY

42.04A

DESCRIPTION

PART NUMBER

PRIOR
'87 M.Y.'87 M.Y
ON

REMARKS

ILLUS NO.	DESCRIPTION	PART NUMBER	PRIOR '87 M.Y.	'87 M.Y ON	REMARKS	
2	Abutment, Choke Cable	A036E6064Z	1	1	<u>Quantities are per car</u>	
3	Screw, Cable to Abutment	A074K6002Z	1	1		
4	Jet Cover, Cold Start Air Intake	A910E6672F	2			
	Jet Cover, Cold Start Air Intake	A910E6880F		2		
5	Gasket, Jet Cover	A910E6834F	2			Red 0.7mm)
	Gasket, Jet Cover	A910E6673F	2			Black 0.4mm)
	Gasket, Jet Cover	B910E6834Z	2	2		Red 0.6mm
6	Top Cover	A910E6671F		2		
7	Gasket, Top Cover, (Float Chamber)	A910E6835F	2			Red 0.7mm >R/B B910E6835Z
	Gasket, Top Cover, (Float Chamber)	A910E6689F	2			Black 0.4mm >R/B B910E6835Z
	Gasket, Top Cover, (Float Chamber)	B910E6835Z	2	2		Red 0.6mm
8	Screw, Idle CO Adjust	A910E6600F	4	4		
9	'O' Ring, Idle CO Screw	A036E6096Z	4	4		
10	Gasket, Pump Body	A910E6676F	2	2		
11	'O' Ring, Small, Pump Jet	A036E6100Z	4	4		
12	'O' Ring, Large, Pump Jet	A036E6101Z	4	4		
13	'O' Ring, Idle Emulsion Tube	A036E6107Z	4	4		
14	Needle Valve, Float, 200	A910E6677F	2	2		
15	Gasket, Needle Valve	A036E6070Z	2	2		
16	Filter, Needle Valve	A910E6678F	2	2	If Fitted	
	Gasket Kit (All Gaskets & Seals for 2 Carbs.)	A910E6599F	1		R/B B910E6599F	
	Gasket Kit (All Gaskets & Seals for 2 Carbs.)	B910E6599F	1	1	Inc. in addition Naturally Aspirated Type Jet Cover Gaskets (Brown)	
17	Choke, 36mm	A910E6487H	4			
	Choke, 35mm	A907E6273F		4		
18	Auxiliary Venturi	A910E1637H	4			
	Auxiliary Venturi	A910E6882F		4		
19	Screw, Auxiliary Venturi Retaining	A910E6601F	4	4		
20	Float Assembly, 8.5g	A911E6444H	2	2		
21	Accelerator Pump Body, 27	A910E6602F	2	2		
22	Main Jet, 185	A910E6484F	4			
	Main Jet, 160	A907E6277H		4		

Turbo 42.04A

Page 1

ILLUS
NO.

QUANTITY

MAY 1991

42.04A

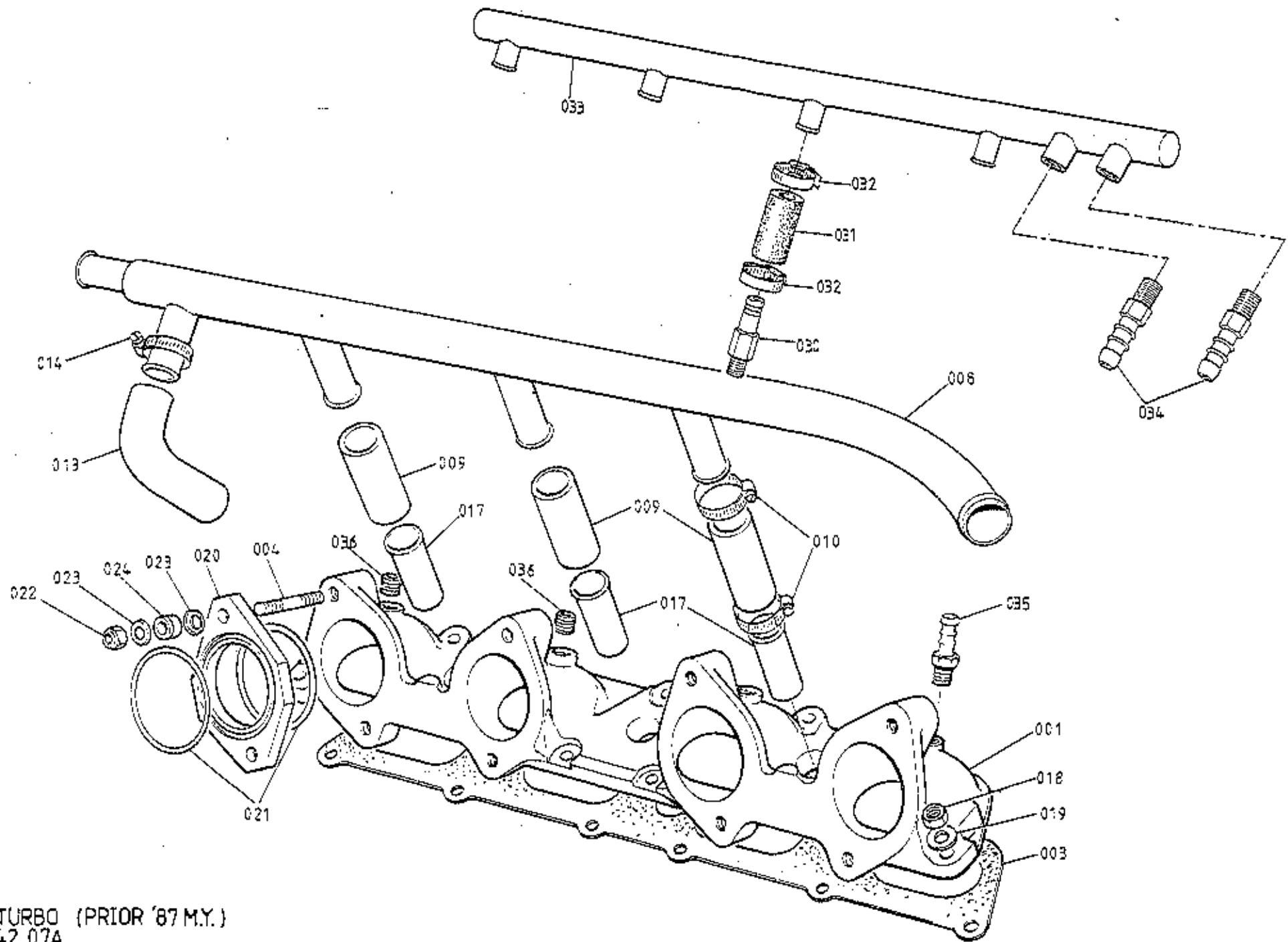
DESCRIPTION

PART NUMBER

PRIOR
'87 M.Y.'87 M.Y.
CN

REMARKS

23	Air Corrector Jet, Main, 200	A910E6485H	4		<u>Quantities are per car</u> If Fitted
24	Air Corrector Jet, Main, 180	A910E6873F		4	
24	Emulsion Tube, Main, 12	A910E6486H	4		
25	Emulsion Tube, Main, 14	A910E6875F		4	
25	Idle Jet, 40	A910E6603F	4		
26	Idle Jet, 58	A912E6452H		4	
26	Idle Air Tube	A907E6269F	4		
27	Idle Air Tube	A912E6647H		4	
27	Pump Jet, 48H Special	A910E6488H	4		
28	Pump Jet, 35	A910E6877F		4	
28	Filter, Pump Jet	A910E6686F	4		
29	Starter Jet, 80	A912E6449H	2		
30	Emulsion Tube, Starter	A907E6188H	2		
35	Air Bleed Screw	A910E6775F	4		
36	'O' Ring, Air Bleed Screw	A910E6776F	4		
37	Plug, Vacuum Tapping Orifice	A910E6777F	4		
38	Accelerator Pump Diaphragm	A907E6309F	2		
	Accelerator Pump Diaphragm	A910E6852F		2	
	Adaptor, Eng. Man. & Spring Anchor	A910E6881F		2	



TURBO (PRIOR '87 M.Y.)
 42.07A

ILLUS
NO.

QUANTITY

MAY 1991

42.07A

DESCRIPTION

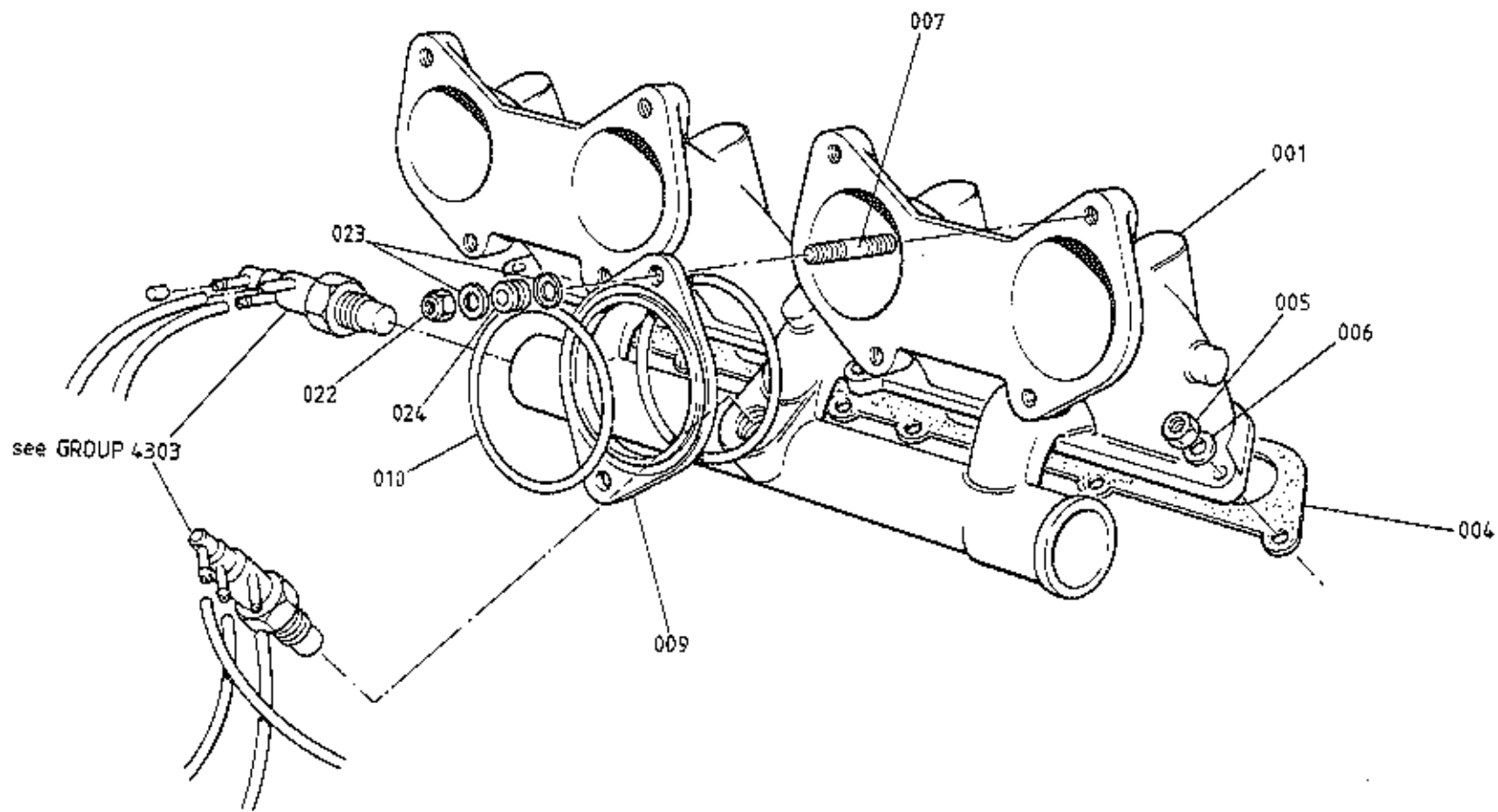
PART NUMBER

PRIOR
'87 M.Y.'87 M.Y.
ON

REMARKS

001	Inlet Manifold	C910E1523K	1		
003	Gasket, Inlet Manifold to Head	A907E0204Z	1		
004	Stud, Manifold to Carburettors	D910E1478K	8		
008	Water Rail	E910E1397K	1		R/B B910E1818K
	Water Rail	B910E1818K	1		
009	Hose, Manifold to Water Rail	A910E1635F	3		
010	Hose Clip, Manifold/Water Rail Hose	A079K6018F	6		
013	Elbow Hose, Cylinder Head to Water Rail	B910E1399F	1		
014	Hose Clip, Elbow Hose	A079K6018F	2		
017	Stub Pipe, Manifold Water Outlet	A907E0486Z	3		
018	Nut, Manifold to Head	A075W3021Z	9		
019	Washer, Manifold to Head	A075W4020Z	9		
020	Spacer, Manifold to Carburettors	A910E1636K	4		
021	'O' Ring, Manifold/Spacer/Carb.	A910E6387F	8		
022	Nut, Carb. to Manifold	A075W3010Z	8		
023	Cup Washer, Carb. to Manifold	C036E0471Z	16		
024	Rubber Washer, Carb. to Manifold	B036E0470Z	8		
030	Connector Union, Manifold Vacuum	B910E1398F	4)
031	Hose, Manifold to Vacuum Rail	B910E1504F	4)Up to VIN 82 D 1954
032	Hose, Clip, Connector Hose	A082L6042F	8) 82 - 0576
033	Vacuum Rail, Balance Pipe	A910E1664K	1)
034	Connector Union, Vac. Rail	A026E0367Z	2)
035	Connector Union, Manifold Vacuum	A089P600CF	2		>From VIN 82 D 1955
036	Blanking Plug, Manifold Tract 3 & 4	A907E6023F	2		> 82 - 0577

Turbo (Prior '87 M.Y.)
42.07A



TURBO ('87 M.Y. ON)
4207B

ILLUS
NO.



QUANTITY

MAY 1991

42.07B

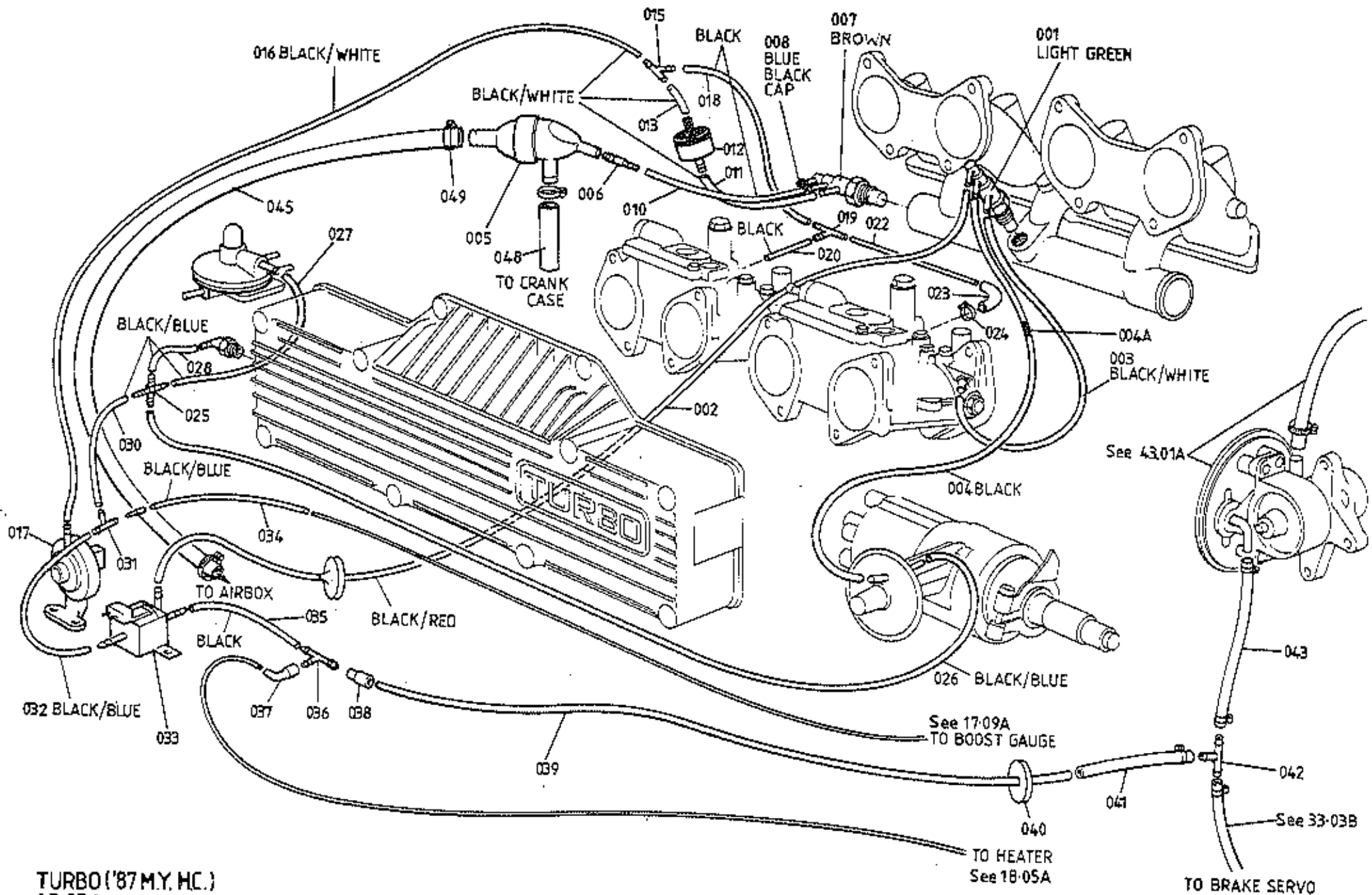
DESCRIPTION

PART NUMBER

1987
M.Y.ON

REMARKS

001	Inlet Manifold	A912E2184K	1
004	Gasket, Inlet Manifold to Head	A912E2009F	1
005	Nut, Manifold to Head	A075W3021Z	9
006	Washer, Manifold to Head	A075W4020Z	9
007	Stud, Manifold to Carburettors	D910E1478K	8
009	Spacer, Manifold to Carburettors	B907E0129Z	4
010	'O' Ring, Manifold/Spacer/Carb.	A907E6027Z	8
022	Nut, Carb. to Manifold	A075W3010Z	8
023	Cup Washer, Carb. to Manifold	C036E0471Z	16
024	Rubber Washer, Carb. to Manifold	B036E0470Z	8



TURBO ('87 M.Y. H.C.)
43-03A

ILLUS
NO.

QUANTITY

43.03A

DESCRIPTION

PART NUMBER

'87 M.Y
ON

REMARKS

001	Thermal Ignition Valve (T.I.V.)	A912E6796F	1	Light Green, R/B A910E6893F
	Thermal Ignition Valve (T.I.V.)	A910E6893F	1	Green
002	Hose, Vacuum, (T.I.V.) to Ign.Solenoid Valve	A910E2313K	1	Black/Red. (900mm of A910E6783F)
	Grommet, Engine Bay Sidewall	X036J0026Z	1	
003	Hose, Vacuum, (T.I.V.) to Throttle Edge Port	B912E2224K	1	Black/White. (350mm of A910E6784F)
004	Hose, Vacuum, (T.I.V.) to Distributor	A912E2223K	1	Black. (260mm of A910E6786F)
004A	Restrictor, Pulsation Damping	A912E6452H	1	
005	Crankcase Breather Valve (C.B.V.)	A912E6802F	1	
006	Adaptor, Crankcase Breather Valve	A912E6806F	1	
007	Cold Enrichment Thermal Valve (C.E.T.V.)	A910E6792F	1	R/B B910E6792F
	Cold Enrichment Thermal Valve (C.E.T.V.)	B910E6792F	1	Brown
008	Cap, Rubber, Blanking (C.E.T.V.)	A912E6804F	1	
010	Hose, Vacuum, (C.B.V.) to (C.E.T.V.)	A910E2322K	1	Black. (200mm of A910E6786F)
011	Hose, Vacuum, (C.E.T.V.) to Non Return Valve	A910E2316K	1	Black/White. (45mm of A910E6784F)
012	Non Return Valve	A910E6863F	1	
013	Hose, Vacuum, Non Return Valve to T-Piece	A910E2315K	1	Black/White. (85mm of A910E6784F)
015	T-Piece	A082J6089F	1	
016	Hose, Vacuum, T-Piece to Overboost Switch	A910E2314K	1	Black/White. (700mm of A910E6784F)
017	Overboost Switch	A082M4610Z	1	
018	Hose, Vacuum, Junction Connecting	A910E2323K	1	Black. (90mm of A910E6786F)
019	T-Piece, Rear Carburettor Connection	A082J6089F	1	
020	Hose, Vacuum, Rear Carb. to T-Piece	A912E2240K	1	
022	Pipe, Connecting, 1/4" OD, Carburettor	A912E2238K	1	
023	Elbow, Connecting Pipe to Carburettor	A912E6805F	1	
024	Clip, Elbow Pipe	A079M6132F	1	
025	Connector, 4-Way	A910E6645F	1	
026	Hose, Vacuum, 4-Way to Distributor	A910E2318K	1	Black/Blue. (350mm of A910E6785F)
027	Hose, Vacuum, 4-Way to Pressure Reg. Valve	A910E2319K	1	Black/Blue. (180mm of A910E6785F)
028	Hose, Vacuum, 4-Way to Plenum Adaptor	A910E2317K	1	Black/Blue. (40mm of A910E6785F)
030	Hose, Vacuum, 4-Way to T-Piece	A910E2320K	1	Black/Blue. (400mm of A910E6785F)
031	T-Piece	A082J6089F	1	
032	Hose, Vacuum, T-Piece to Ign. Solenoid Valve	A910E2321K	1	Black/Blue. (200mm of A910E6785F)
033	Ignition Solenoid Valve (I.S.V.)	A910E6764F	1	

Turbo ('87 M.Y. On) 43.03A

Page 1

ILLUS
NO.

QUANTITY

MAY 1991

43.03A

DESCRIPTION

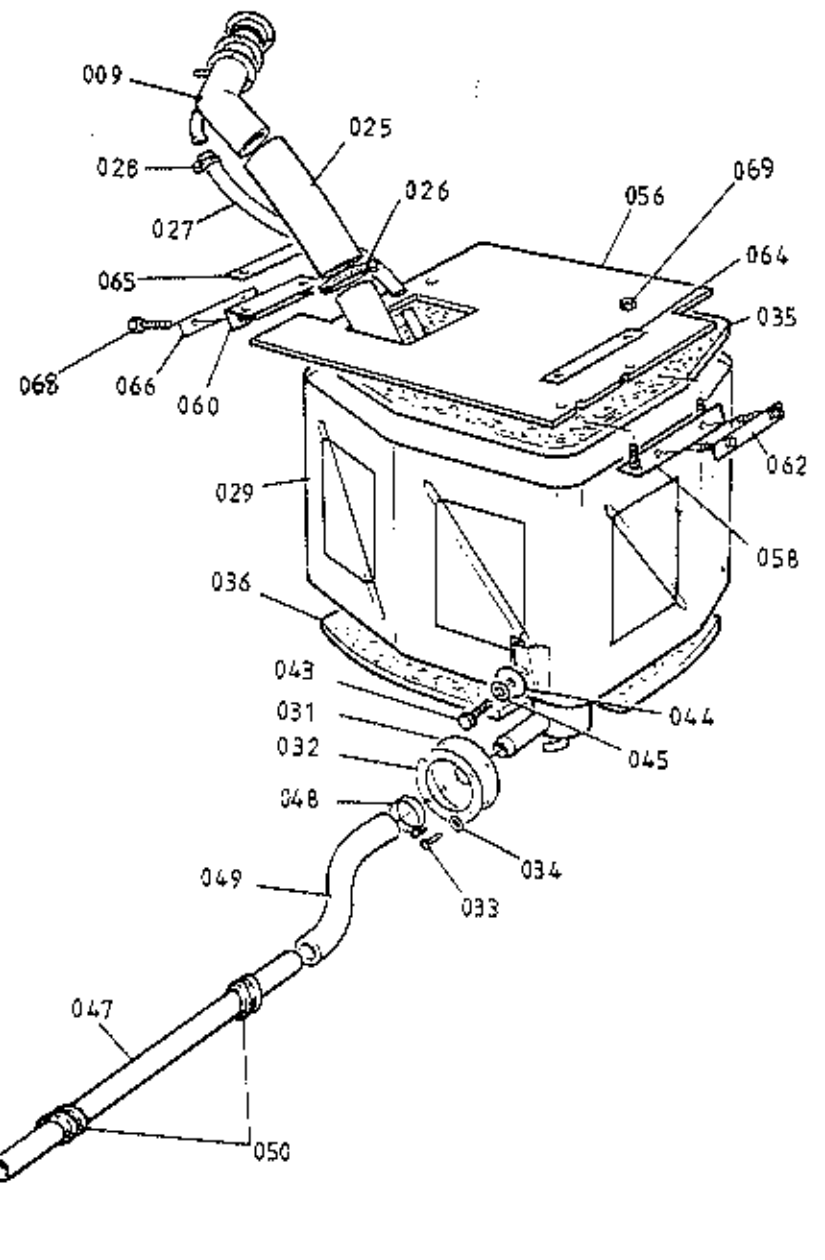
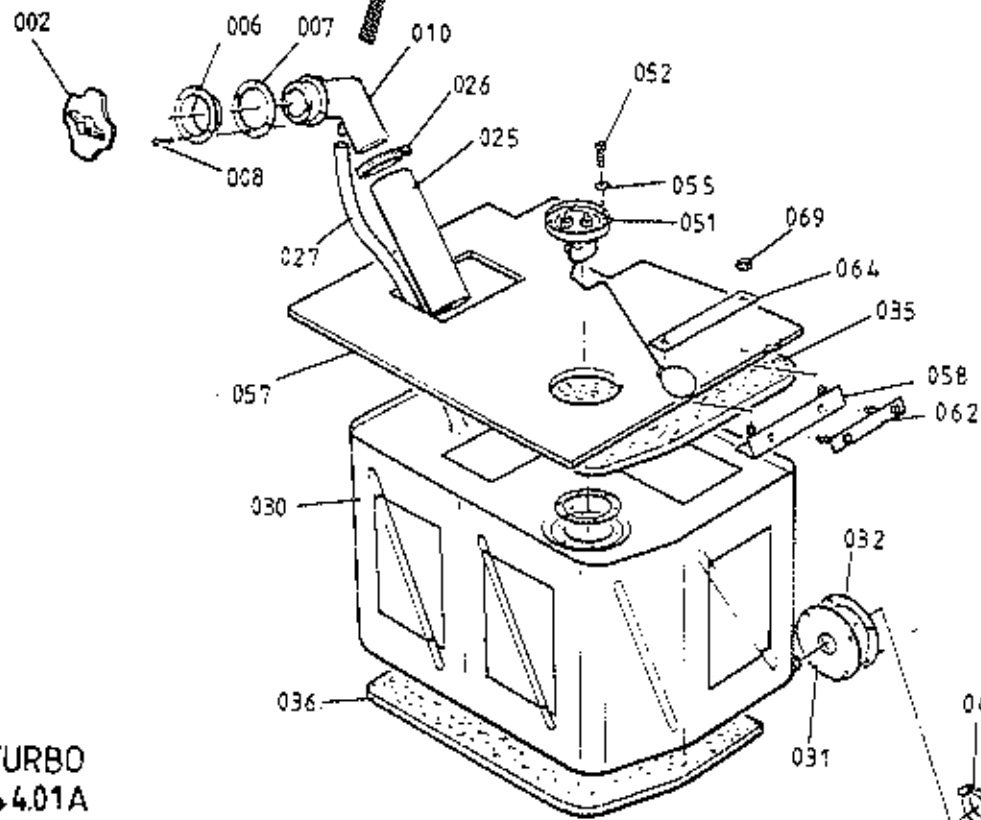
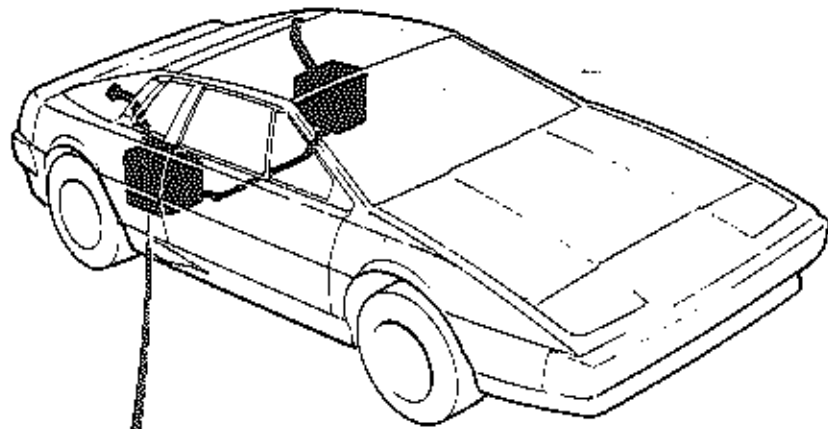
PART NUMBER

'87 M.Y
ON

REMARKS

034	Hose, Vacuum, (I.S.V.) to Boost Gauge Pipe	A910E2320K	1	Black/Blue. (400mm of A910E6785F)
035	Hose, Vacuum, (I.S.V.) to T-Piece	A910E2324K	1	Black. (100mm of A910E6786F)
036	T-Piece	A082J6089F	1	
037	Elbow, Heater/A/C Take-Off	A075P6069F	1	
038	Connector Sleeve, T-Piece/Vacuum Supply Pipes	A075P6080F	1	
039	Pipe, Vacuum Supply	B082J4162K	1	
040	Grommet, Engine Bay Sidewall, Boost/Vac.Pipes	X036J6026Z	1	
041	Connector, Hose	A082J4164K	1	
042	T-Piece, Hose Connector	A082L6048F	1	
043	Hose Vacuum, T-Piece to Vacuum Pump	A075J6078V	1	340mm length
045	Pipe, (C.B.V.) to Airbox	A910E2309F	1	
048	Hose, (C.B.V.) to Crankcase	B912E2236F	1	
049	Clip, Hose, (C.B.V.) Hoses	A907E6805F	4	

Turbo ('87 M.Y. On) 43.03A
Page 2



TURBO
44.01A

ILLUS
NO.

QUANTITY

MAY 1991

44.01A

DESCRIPTION

PART NUMBER

ALL

REMARKS

002	Filler Cap Assembly, Lockable	B076L0167F	2	O ring, lock barrel seal A082L62035
	Filler Cap Cover	A076L0168K	2	
	Filler Cap Shutter	A076L6003F	2	Seal Assy. Cap to neck A082L62045
	Filler Cap Base, (Inc. Lock & Keys)	A082L4137F	2	
006	Clamp Ring, Filler Neck	A079L4034F	2	
007	Gasket, Clamp Ring to Body	A079L4035F	2	
008	Screw, No. 6 x 1/2" Clamp Ring	A075W5014F	8	
009	Fuel Filler Neck, LH	C082L4049F	1)6.5mm Breather Hose Spigot
010	Fuel Filler Neck, RH	C082L4050F	1)
	Fuel Filler Neck, LH	D082L4049F	1	>8.0mm Breather Hose Spigot
	Fuel Filler Neck, RH	D082L4050F	1	>
025	Hose, Filler Neck to Tank	A082L4112F	2	
026	Hose Clip, Filler Hose	A075L6044F	4	
027	Pipe, Filler Vent	A082L4071F	2	
028	Hose Clip, Filler Vent Hose	A079K6018F	4	
029	Fuel Tank, LH (Requires Banjo Offtake)	C082L4045F	1	R/B E082L4045F
	Fuel Tank, LH (Integral Fuel Pipe Spigot) (2mm)	E082L4045F	1	
030	Fuel Tank, RH (Requires Banjo Offtake)	C082L4046F	1	R/B E082L4046F
	Fuel Tank, RH (Integral Fuel Pipe Spigot) (3mm)	E082L4046F	1	
031	Grommet, Crossover Hose/Body	A082L4064F	2	
032	Ring, Grommet Fixing	A082L4065K	2	
	Screw, Ring Fixing	A075W5034Z	8)R/B 033 & 034
	Spire Nut, Ring Fixing	A075W6016Z	8)
033	Screw, Ring Fixing	A075W5016Z	8	
034	Washer, Ring Fixing	A075W4000Z	8	
035	Foam, Tank Clamping	A082L4063F	2	
036	Foam, Tank Seating	A079L4032K	2	
	Pad, Self Adhesive, Noise Damping	A082V7167K	17	Tank Side & LH Top)
	Pad, Self Adhesive, Noise Damping	A082V7168K	2	Tank Top)If
	Pad, Self Adhesive, Noise Damping	A082V7169K	1	RH Tank Top)Fitted
	Pad, Self Adhesive, Noise Damping	A082V7170K	2	Tank Bottom)
043	Setscrew, M8 x 20, Tank to Body	A075W1038Z	2	
044	Washer, Flat, M8 x 25, Tank to Body	A075W4021Z	4	
045	Washer, Spring, Tank to Body	A075W4036Z	2	

Turbo 44.01A
Page 1

d5p61

ILLUS
NO.

MAY 1991

44.01A

DESCRIPTION

PART NUMBER

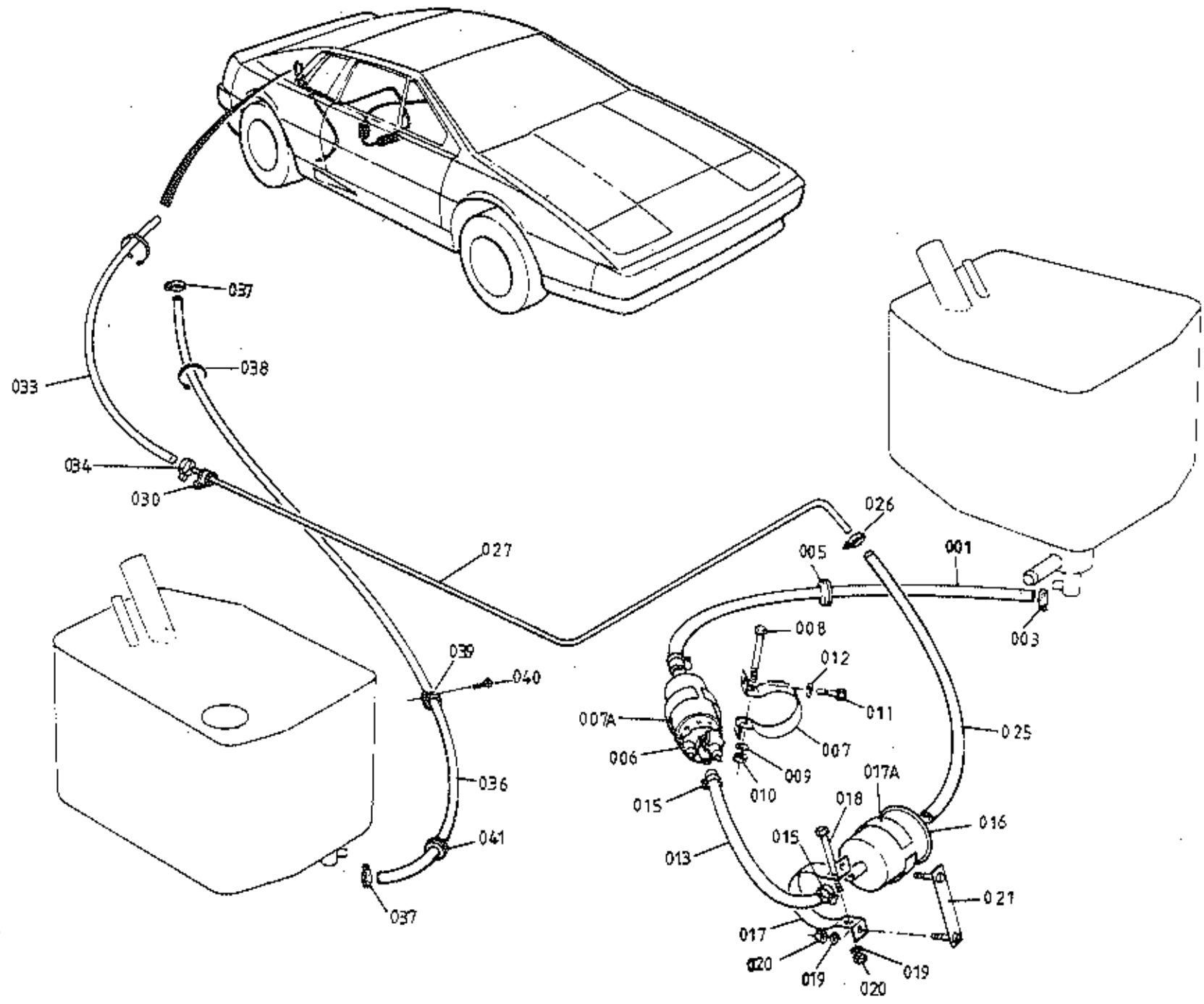
QUANTITY

ALL

REMARKS

047	Pipe, Crossover	B082L4061F	1		
048	Hose, Clip, Crossover Pipe Hoses	A075M6145F	4		
049	Hose, Moulded, Tank to Crossover Pipe	B082L4062F	2		
050	Grommet, Crossover Pipe/Chassis	A046K6001F	2		
	Sender Unit, Fuel Gauge	A082L4051F	1		R/B A082L6032F
051	Sender Unit, Fuel Gauge	A082L6032F	1		Inc. Gasket
	Gasket, Sender Unit	A026L6000F Z	1		
052	Screw, 10 UNF x 1/2", Sender Fixing	A075W1002F	6)
	Washer, Spring, Sender Fixing	A075W4030F	6)R/B A082W7044F
	Washer, Flat, Sender Fixing	A075W4011F	6)
	Capscrew, 10 UNF x 1/2", Sender Fix	A082W7044F	6		
055	Washer, Fibre, Sender Fixing	A075W4058F	6		
056	Board, Fuel Tank Top, LH	A082U4673F	1		
057	Board, Fuel Tank Top, RH	A082U4674F	1		
058	Bracket, Tank Board to Bulkhead	A082U4675K	2		
060	Bracket, Tank Board to Wheelarch	A082U4676K	2		
062	Studplate, Bracket to Bulkhead	A082U4677K	2		
064	Washer Plate, Bulkhead Brkt./Board	A082U4678K	2		
065	Washer Plate, Wheelarch Brkt./Board	A082U4679K	2		
066	Washer Plate, Wheelarch Brkt./Body	A082U4680K	2		
068	Setscrew, M8 x 20, Wheelarch Brkt.	A075W1038Z	8		
069	Nut, Nyloc, M8, Bulkhead Brkt.	A075W3010Z	8		

Turbo 44.01A
Page 2



TURBO
 44.03A

ILLUS
NO.

QUANTITY

MAY 1991

44.03A

DESCRIPTION

PART NUMBER

ALL

REMARKS

001

Banjo, 10mm, LH Tank Fuel Feed
 Banjo, 12mm, LH Tank Fuel Feed
 Copper Washer, Banjo
 Crush Washer, 1/2", Banjo
 Bolt, Banjo

A082L6027F
 A082L4103F
 A079L6006F
 A075L6022F
 A079L6005F

1
 1
 1
 1
 1

)
)
)If Fitted
)
)

003

Pipe, Steel Braided, LH Tank to Pump

A082L4065K

1

Cut From A082L6017V (400mm)

005

Pipe, Dunlop, LH Tank to Pump

A082L4098K

1

Cut From A082L6038V (400mm)*

006

Pipe, Dunlop, LH Tank to Pump

B082L4098K

1

Cut From A082L6038V (520mm)†

010

Clip, Fuel Pipe to Tank and Pump

A079M6132F

2

For Steel Braided Pipe

011

Clip, Fuel Pipe to Tank and Pump

A082L6042F

2

For Dunlop Pipe

012

Grommet, Pipe Thro' Body

A075L6025F

1

013

Fuel Pump

A082L6014F

1

014

Clamp, Fuel Pump Mtg.

B082L4067F

1

015

Insulator Strip, Clamp to Pump

A075L0112Z

1

016

Bolt, M5 x 40, Pump Clamping

A079W2033F

1

017

Washer, Plain, Pump Clamping

A075W4011F

2

017A

Nut, Nyloc, M5, Pump Clamping

A075W3008Z

1

d5p63

Setscrew, M6 x 20, Clamp to Chassis

A075W1030Z

2

)*

Washer, Flat, Clamp to Chassis

A075W4013Z

2

)

Rubber Bobbin, Pump Brkt. to Body

X050S0156Z

2

>

Nut, 5/16" UNE, Bobbin to Pump Brkt.

A075W3040Z

2

>

Nut, Nyloc, 5/16" UNE, Bobbin to Body

A075W3002Z

2

R/B A082L4121F >

Tapping Plate, Pump Bracket to Body

A082L4121F

1

>†

Pop Rivet, Tapping Plate to Body

A075W6094F

1

>

Washer, Flat, Bobbin Fix

A075W4020Z

2/4

>

Washer, Spring, Bobbin to Pump Brkt.

A075W4036Z

2

>

013

Pipe, Pump to Filter

A082L4057K

1

Cut From A075L6043V (300mm)*

015

Pipe, Pump to Filter

A082L4123H

1

Cut From A075L6043V (410mm)†

Clip, Oetiker, 9/16"

A910E6479F

2

'P' Clip, Open, Pump to Filter Hose

A075W6228F

2

>†

Screw, 'P' Clip Fixing

A075W5020F

2

>

* with pump mounted on chassis

016

Filter, Fuel

A082L6016F

1

† with pump mounted on body

017

Clamp, Fuel Filter

A082L4066F

1

017A

Insulator Strip, Clamp to Filter

A082L4092F

1

Turbo 44.03A

Page 1

ILLUS
NO.

QUANTITY

MAY 1991

44.03A

DESCRIPTION

PART NUMBER

ALL

REMARKS

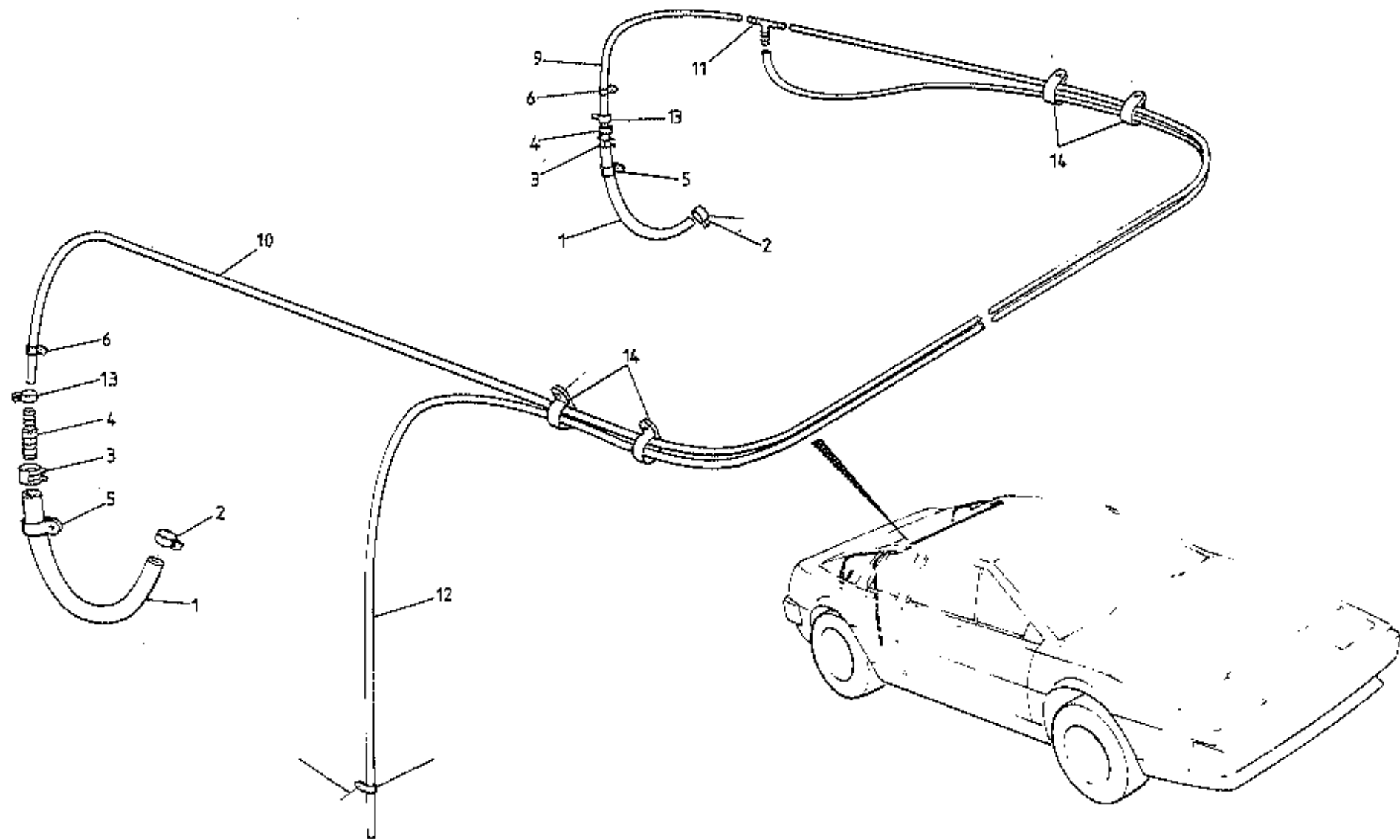
018	Bolt, M6 x 60, Filter Clamping	A082W2078F	1		
019	Washer, Flat, Filter Clamp	A075W4013Z	4		
020	Nut, Nyloc, M6, Filter Clamp	A075W3009Z	3		
021	Studplate, Filter Clamp to Body	A082L4068K	1		
025	Pipe, Filter to Bundy	A082L4097K	1		Cut From A075L6043V (350mm)*
	Pipe, Filter to Bundy	A082L4124H	1		Cut From A075L6043V (200mm)†
026	Clip, Oetiker, 9/16"	A910E6479F	2		
027	Bundy Pipe, Fuel Feed	A082L4054F	1		
030	'P' Clip, Bundy Fixing	A075Q6013F	4		
	Screw, s/t, P Clip Fix	A075W5033Z	3		
	Spire Nut, P Clip Fix	A075W6011Z	3		
	Pipe, Steel Braided, Bundy to P.R.V.	B082L4069J	1		
033	Pipe, Dunlop, Bundy to P.R.V.	A082L4101K	1		Cut From A082L6036V (500mm) 7.1
034	Clip, Pipe to Bundy & P.R.V.	A082L6042F	2		For Dunlop Pipe
	Pipe, Steel Braided, P.R.V. to RH Tank	B082L4070J	1		
036	Pipe, Dunlop P.R.V. to RH Tank	A082L4102K	1		Cut From A910E6650V (1450mm)
037	Clip, Pipe to P.R.V. and Tank	A082L6042F	2		For Dunlop Pipe
038	Tie Wrap, Return Hose to Chassis	A075W6038Z	1		
039	'P' Clip, Return Hose to Body	A075W6002Z	2		
040	Screw, s/t, 'P' Clip Fixing	A075W5016Z	2		
041	Grommet, Return Hose/Body	A075L6025F	1		
	Banjo, RH Tank	A082L4072F	1)
	Copper Washer, Banjo	A079L6006F	1)If Fitted
	Crush Washer, 1/2", Banjo	A075L6022F	1)
	Bolt, Banjo	A079L6005F	1)

* With pump mounted on chassis

† With pump mounted on body

Turbo 44.03A

Page 2



TURBO
44.05A

ILLUS
NO.

QUANTITY

MAY 1991

44.05A

DESCRIPTION

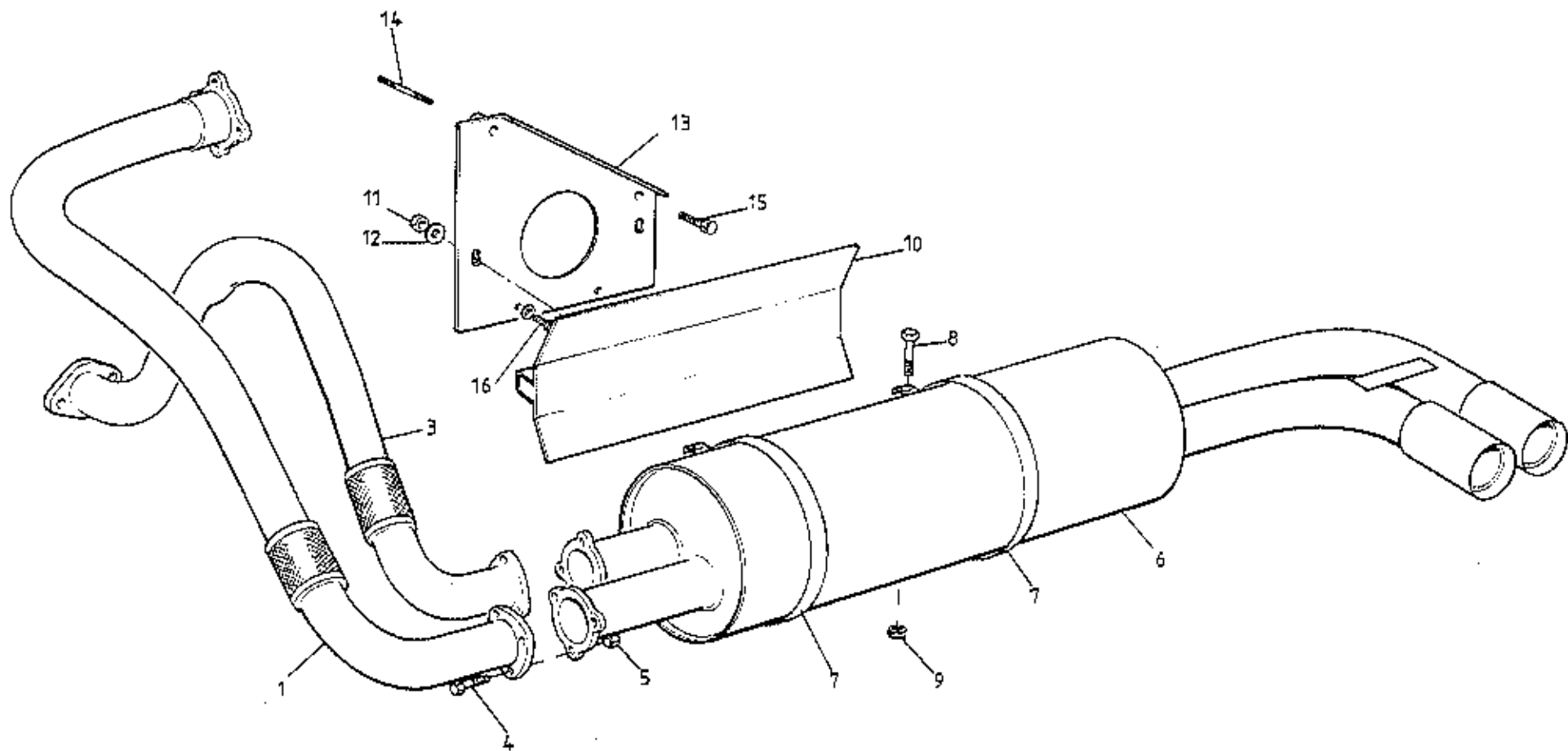
PART NUMBER

ALL

REMARKS

1	Breather Hose, Filler Neck to Anti Surge Valve	A085L4078K	2	5.7mm I/D. Use with 6.5mm Filler Neck Spigot 7.1mm I/D. Use with 8mm Filler Neck Spigot
2	Breather Hose, Filler Neck to Anti Surge Valve	A082L4125F	2	
3	Clip, Breather Hose to Filler Neck	A075U6082F	2	
4	Clip, Breather Hose to Valve	A079W6189F	2	
5	Valve, Anti Surge	B076L6001F	2	
6	'P' Clip, Valve Fixing	A075W6000Z	2	
	'P' Clip, Valve Fixing	A075W6002Z	2	
	Pop Rivet	A075W6092Z	2	
	Washer	A075W4001Z	2	
9	Breather Hose, 200 mm, Anti Surge to 'T' Piece	A085L4079K	1	
10	Breather Hose, 2 m, Anti Surge to 'T' Piece	A085L4080K	1	
11	'T' Piece, Breather Hose	A075L6042F	1	
12	Breather Hose, 3.2 m	A085L4081K	1	
13	Clip, Hose to 'T' & Valves	A075L6018F	5	
14	'P' Clip, Breather Hose Fixing	A075W6021Z	4	
	Pop Rivet Breather Hose Fixing	A075W6090Z	4	
	Washer, Breather Hose Fixing	A075W4062Z	4	

Turbo 44.05A



TURBO
4503A

ILLUS
NO.

QUANTITY

MAY 1991

45.03A

DESCRIPTION

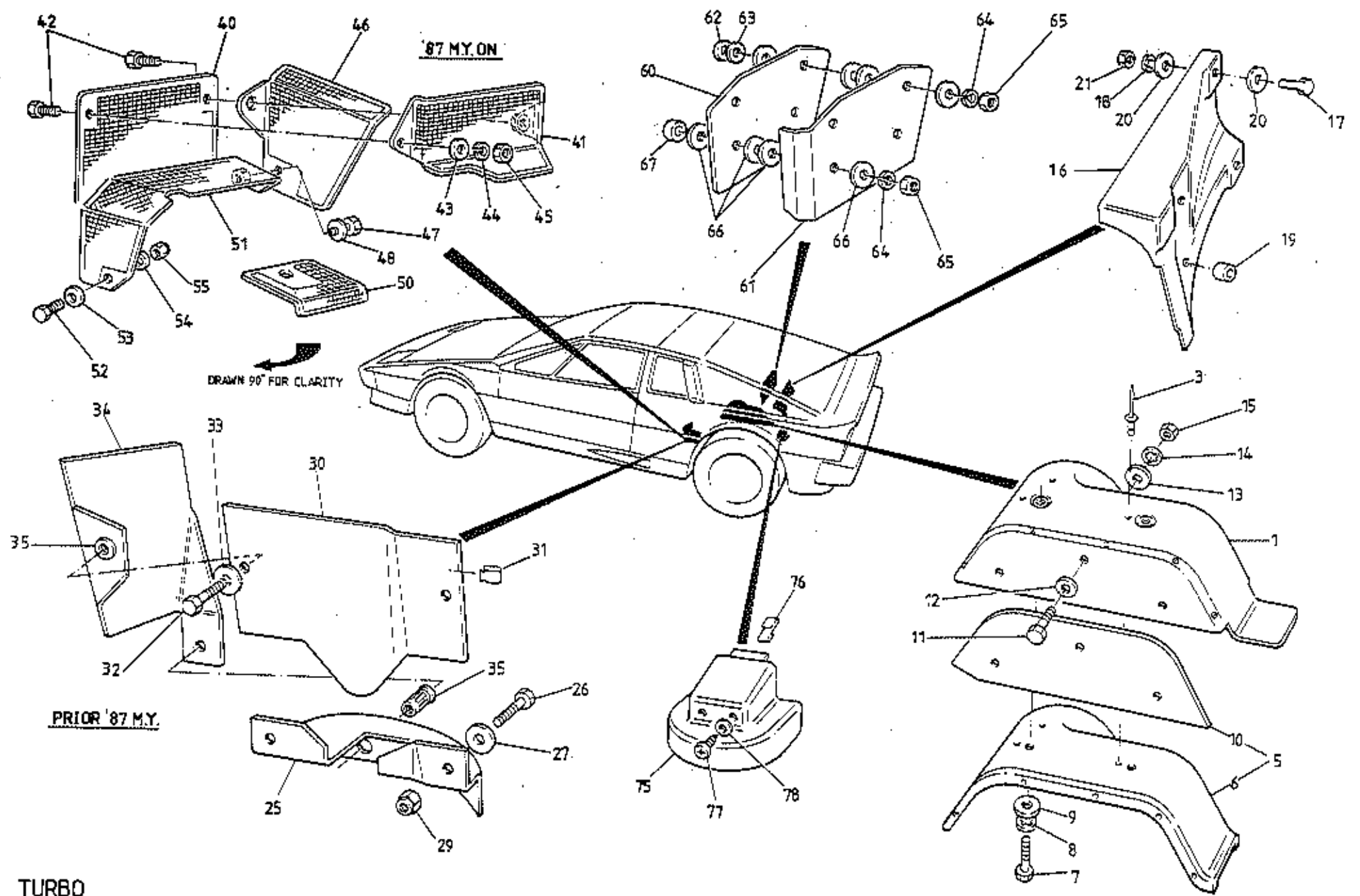
PART NUMBER

ALL

REMARKS

1	Exhaust Pipe, Main	A082S4082F	1		
3	Exhaust Pipe, Wastegate	A082S4081F	1		
4	Bolt, Pipes to Silencer	A075W2038D	6		
5	Nut, Pipes to Silencer	A075W3035Z	6		
6	Silencer & Tail Pipes	A082S4083F	1		R/B B082S4105F
	Silencer & Tail Pipes	B082S4105F	1		'84 M.Y. On
7	Clamp, Silencer to Channel	A079S4066F	2		
8	Setscrew, M3, Silencer Clamp	A075W1043Z	2		
9	Nut, M8, Silencer Clamp	A075W3035Z	2		
10	Channel, Silencer Mounting	A079S4065S	1		
11	Nut, M10, Channel to Bracket	A075W3011Z	2		
12	Washer, Channel to Bracket	A075W4027Z	2		
	Bracket, Silencer Mounting	A079S4061F	1		Prior to C35 G/Box
13	Bracket, Silencer Mounting	C082S4096F	1		With C35 G/Box R/B D082S4126F & Fixings
	Bracket, Silencer Mounting	D082S4126F	1		
14	Stud, Bracket to Gearbox	A079F4030F	1		R/B B079F4030F
	Stud, M7 x 128, Bracket to Gearbox	B079F4030F	1		Used with bracket D082S4126F
	Nut, Nyloc, M7, Bracket to Gearbox	A079F6023F	1		
	Washer, Flat, Bracket to Gearbox	A075W4002Z	1		
15	Bolt, Bracket to Gearbox	A079F4031F	1		>R/B B079F4031F
16	Bolt, Bracket to Gearbox	A079F4031F	2		With C35 G/Box >
	Bolt, M7 x 50, Bracket to Gearbox	B079F4031F	3		Used with Bracket D082S4126F

Turbo 45.03A



'87 M.Y. ON

DRAWN 90° FOR CLARITY

PRIOR '87 M.Y.

TURBO
4505A

ILLUS
NO.

QUANTITY

1987 1991

45.05A

DESCRIPTION

PART NUMBER

PRIOR '87 M.Y	'87 M.Y CN
------------------	---------------

REMARKS

1	Heatshield, Body & Tyre, (Aluminium)	B082B4283K	1	1	2 Pieces, Inc. Jacknuts
	Jacknut, M6, Heatshield	A075W3031Z	4	4	
	Screw, S/T, Alum. Shield Joining	A075W5012Z	6	6	
3	Pop Rivet, 3/16", Shield to Body	B075W6089Z	7	7	
	Washer, Pop Rivet	A075W4002Z	7	7	
5	Heatshield Assy. Body & Tyre (Ferrobestos)	D082B4284F	1	1	Comprises Items 6 and 10
6	Heatshield, Body, (Ferrobestos)	A082D4343H	1	1	
7	Setscrew, M6 x 12, (Ferro.) Shield Fix	A075W1027Z	4	4	
8	Washer, Shakeproof, (Ferro.) Shield Fix	A075W4046Z	4	4	
9	Washer, Large O/D, (Ferro.) Shield Fix	A075W4017Z	4	4	
10	Heatshield, Tyre, (Ferrobestos)	A082B4344H	1	1	
11	Setscrew, M6 x 16, (Ferro.) Shield Fix	A075W1028Z	3	3	
12	Washer, Flat, (Ferro.) Shield Fix	A075W4013Z	3	3	
13	Washer, Large O/D, (Ferro.) Shield Fix	A075W4017Z	6	6	
14	Washer, S/Proof, (Ferro.) Shield Fix	A075W4046Z	3	3	
15	Nut, Nyloc, M6, (Ferro.) Shield Fix	A075W3009Z	3	3	
16	Heatshield, Engine Bay Rear	A082B4303F	1	1	
17	Screw, M4 x 10, Heatshield Fix	A075W5079F	3	3	
18	Washer, Shakeproof " "	A075W4043Z	3	3	
19	Spacer, Insulating " "	A082B6058F	3	3	
20	Washer, Flat " "	A075W4000F	3	3	
21	Nut, Nyloc " "	A075W3049F	3	3	
25	Heatshield, LH Engine Mounting	C082E4092F	1		
26	Setscrew, M6 x 20, Shield to Chassis	A075W1030F	2		
27	Washer, Large O/D, " " "	A075W4017F	2		
	Washer, Flat, " " "	A075W4013F	2		
29	Nut, Nyloc, M6 " " "	A075W3009F	2		
30	Heatshield, LH Radius Arm Mtg.	C082E4091F	1		
31	Clip, Shield to Chassis	A079W6188F	3		
32	Setscrew, M6 x 20, Shield to Chassis	A075W1030F	1		
33	Washer, Flat, Shield to Chassis	A075W4013F	1		
34	Heatshield, Compressor/A/C Pipes	C082P4207F	1		
35	Jacknut, Heatshield Fix	A075W3031F	2		
	Setscrew, M6 x 20, Heatshield Fix	A075W1030F	1		
	Washer, Large O/D, Heatshield Fix	A075W4017F	1		

d5p66

Turbo 45.05A
Page 1

ILLUS
NO.

QUANTITY

MAY 1991

45.05A

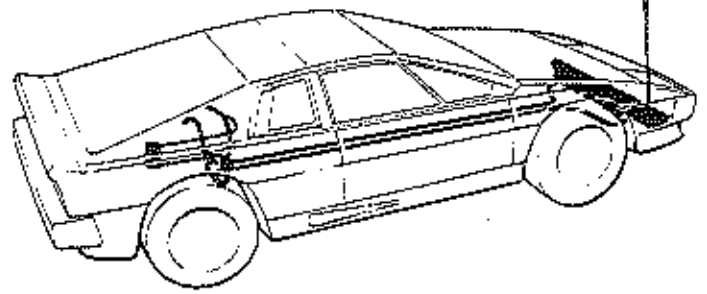
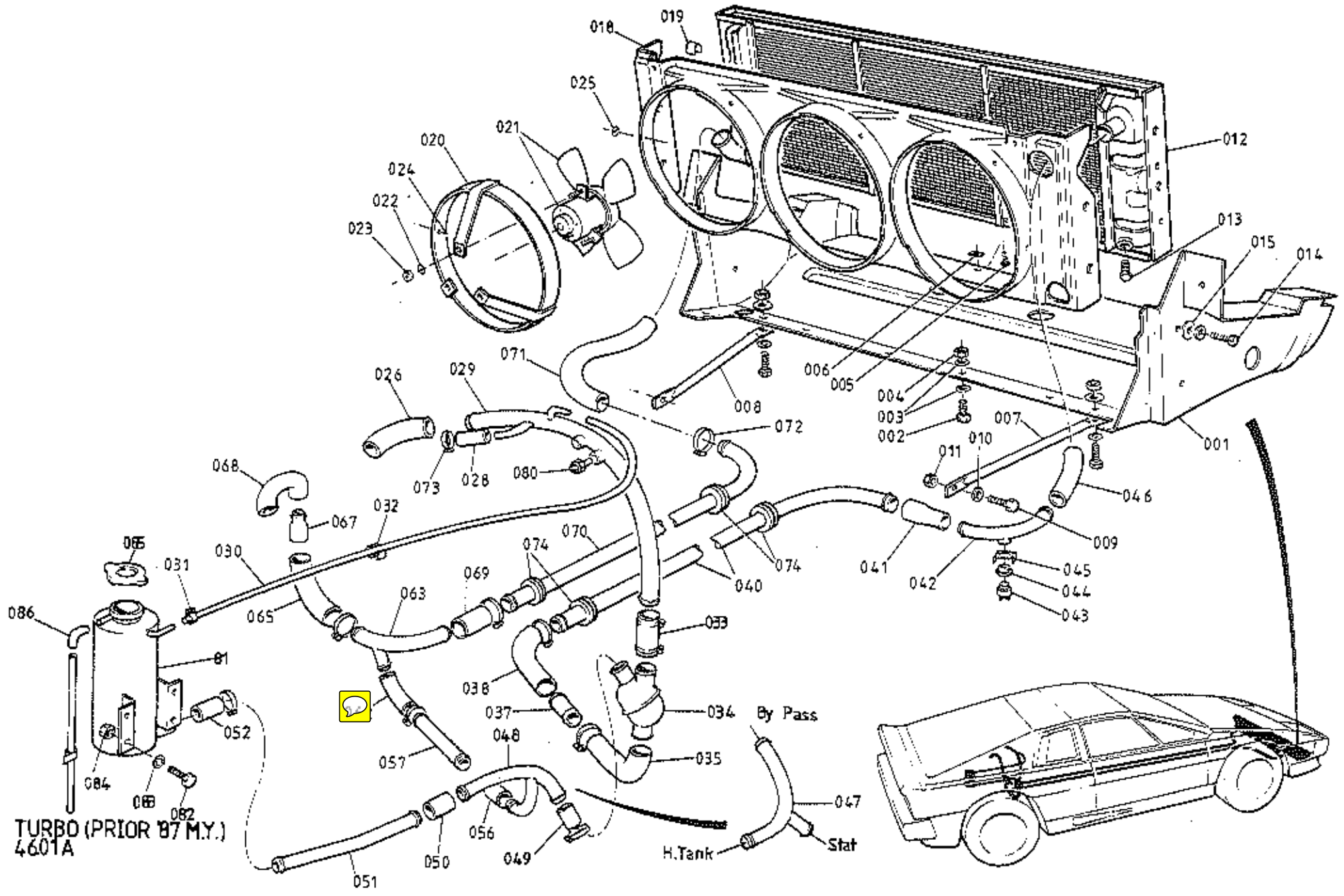
DESCRIPTION

PART NUMBER

PRIOR
'87 M.Y'87 M.Y
ON

REMARKS

40	Heatshield, Radius Arm Mounting	A082E4150F		1
	Setscrew, M6 x 20, Heatshield Fix	A075W1031F		1
41	Heatshield	A082E4146F		1
42	Setscrew, M6 x 20, Heatshield Fix	A075W1030F		3
43	Washer, Flat, M6 x 15, Heatshield Fix	A075W4015Z		3
44	Washer, Spring, M6, Heatshield Fix	A075W4035Z		3
45	Nut, M6, Heatshield Fix	A075W3020Z		3
46	Heatshield, Vacuum Pump	A082E4149F		1
47	Setscrew, M6 x 20, Heatshield Fix	A075W1030F		1
48	Washer, Flat, M6 x 15, Heatshield Fix	A075W4015Z		1
50	Heatshield, Engine Mounting Cover	A082E4147F		1
51	Heatshield, Engine Mounting	A082E4148F		1
52	Setscrew, M6 x 16, Heatshield Fix	A075W1028F		1
53	Washer, Flat, Heatshield Fix	A075W4015Z		1
54	Washer, M6 x 12, Heatshield Fix	A075W4013Z		1
55	Nut, Nyloc, M6, Heatshield Fix	A075W3009Z		1
	Heatshield, Turbo	A910E1402F	1	
60	Heatshield, Turbo	A910E2172F		1
61	Reflector, Turbo Heatshield	A910E2173F		1
62	Washer, Flat, M6 x 15, 'Shield/Diffuser Brkt.	A075W4015Z		2
63	Washer, Flat, M6 x 15, " " "	A075W4014Z		2
64	Washer, Spring	A075W4035Z		4
65	Nut, M6	A075W3020Z		4
66	Washer, Load Spreader	A075W4017Z	8	16
67	Spacer, Heatshield	A907E0696Z	4	2
68	Bolt, M6 x 30, Heatshield/Cover/Housing	A075W2028Z	4	
69	Washer, Spring	A075W4035Z	4	
75	Heatshield, LH Damper Top	A082U4764F	1	1
76	Clip, Heatshield to Chassis	A075W6050Z	1	1
77	Screw, Shield Fixing	A075W5038F	2	2
78	Washer, Flat, Shield Fixing	A075W4011F	2	2



TURBO (PRIOR '87 M.Y.)
 4601A

ILLUS
NO.

QUANTITY

MAY 1991

46.01A

DESCRIPTION

PART NUMBER

ALL

REMARKS

001

Radiator Duct
Radiator Duct
Radiator Duct
Radiator DuctA082B4237K
A082B4491K
B082B4491K
C082B4491K1
1
1
1Used With 306mm Support Stays
With 266 / 286mm Stays.252mm Oil Cooler
325mm Oil Cooler Union Centres
Fettle to Fit Rad: A082K4237F

002

Setscrew, M6 x 25, Duct to Body

A075W1031Z

6

003

Washer, Large O/D, Duct to Body

A075W4017Z

12

004

Nut, Nyloc, M6, Duct to Body

A075W3009Z

6

005

Screw, s/t, Duct to Body

A075W5028Z

3

006

Spire Nut, Duct to Body

A075W6013Z

3

Support Stay, Radiator Duct

B082K4105K

2

'L' Bracket, Stay to Chassis

B082A4166F

2

Support Stay, Rad. Duct, RH

A082K4188K

1

Support Stay, Rad. Duct, LH

A082K4189K

1

)R/B A082K4188/9
)Ref. S. Bulletin 1983/11
>306mm Between Hole Centres
>

Support Stay, Rad. Duct, RH

A082K4186K

1

Support Stay, Rad. Duct, LH

A082K4185K

1

007

Support Stay, Rad. Duct, RH

A082K4198K

1

008

Support Stay, Rad. Duct, LH

A082K4199K

1

)266mm Between Hole Centres
)
>286mm Between Hole Centres
>1985 Model Year On.

009

Setscrew, M6 x 20, Stay to Chassis

A075W1030Z

2

010

Washer, Flat, Stay to Chassis

A075W4013Z

2

011

Nut, Nyloc, M6, Stay to Chassis

A075W3009Z

2

Spacer Washer, Stay to Chassis

A075W4016Z

4

Setscrew, M6 x 20, Stay to Duct

A075W1030Z

2

Washer, Large O/D, Stay to Duct

A075W4017Z

2

Washer, Flat, Stay to Duct

A075W4013Z

2

Nut, Nyloc, M6, Stay to Duct

A075W3009Z

2

012

Radiator

E082K4101K

1

Radiator

A082K4237F

1

Foam, Radiator top to Body

A079K4001F

1

Foam, Radiator bottom to Duct

A089K0131F

1

013

Drain Plug, Radiator

B075K6011F

1

014

Setscrew, M6 x 25, Radiator to Duct

A075W1031Z

4

015

Washer, S/Proof, Rad. to Duct

A075W4046Z

4

Washer, Large O/D, Rad. to Duct

A075W4017Z

4

Thick
Thin

R/B A082K4237F

*refer to S/S 1591/02*Turbo (Prior '87 M.Y.) 46.01A
Page 1

d5p68

ILLUS
NO.

QUANTITY

158 (100)

46.01A

DESCRIPTION

PART NUMBER

ALL

REMARKS

018	Washer Bush, Rad. to Duct Jacknut, M6, Rad. to Duct Cowl, Radiator Fans, ABS Cowl, Radiator Fans	AX75B2259F A075W3034Z D082K4102K E082K4102K	8 2 1 1)If Fitted) > >Fettle to fit A082K4237F
019	Edge Clip, Cowl to Radiator	A079W6187F	18	
020	Fan Shroud & Motor Mounting Fan Shroud & Motor Mounting Fan Motor, Rad. Cooling (for metal fan)	C079K4085F A079K4174F A074M6027Z	3 3 3	Use With Metal Fans Use With Plastic Fans)R/B A082K6025F
021	Fan, Radiator Cooling, Metal Fan Motor and Blade Assy. (plastic fan) Fan Motor, Rad. Cooling (for plastic fan) Fan, Radiator, Cooling, Plastic Circlip, Plastic Fan to Motor Washer, Plastic Fan to Motor Setscrew, M5 x 12. Motor Mtg. Nut, Nyloc, M5, Motor Mtg. Washer, 5mm, Motor Mtg. Washer, Flat, Motor Mtg.	A074K6000Z A082K6025F A082K6026H A082K6027H A082K6029F A082K6028F A075W1021Z A075W3008Z A075W4000Z A075W4013Z	3 3 3 3 3 3 9 9 9 9)See S. Bulletin 1983/21 R/B next four items))For Fan Motor A074M6027Z) >For Fan Motor A082K6026H >
022	Nut, Nyloc, M6, Motor Mtg.	A075W3009Z	9	
023	Pop Rivet, Fan Shroud to Cowl	A075W6092Z	30	
024	Washer, Pop Rivet	A075W4001Z	30	
025	Hose, Cylinder Head to Water Pipe	A082K4116K	1	
026	Hose Clip, 32-50	A079K6019F	2	
028	Hose, Water Rail to Water Pipe	A910E1567F	1	
029	Pipe, Cylinder Head to Thermostat	A082K4111F	1	
030	Hose, Air Bleed	D075K0113Z	1	Water Pipe to Header Tank
031	Hose Clip, Air Bleed Hose	A079M6132F	2	
032	Clip, Bleed Hose to Engine Bay	A082W6257F	3	
033	Hose, Thermostat Inlet Hose, Thermostat Inlet Hose Clip, 32-50mm	A082K4123F A082K4180F A079K6019F	1 1 2	Except Wet Sump A/C Wet Sump A/C
034	Thermostat	C910E6433F	1	
035	Rose, Thermostat Outlet Hose Clip, 32-50mm	A082K4126K A079K6019F	1 2	
037	Connector Pipe	A082K4112F	1	

ILLUS
NO.

QUANTITY

FEB 1987

46.01A

DESCRIPTION

PART NUMBER

ALL

REMARKS

038	Hose, Rad. Main Feed Pipe, Rear	A082K4127K	1		
	Hose Clip, 32-50mm	A079K6019F	2		
040	Pipe, Rad. Main Feed, Thro' Chassis	A082K4106F	1		
041	Hose, Reducer, Feed Pipe Front	A082K4115K	1		
	Hose Clip, 32-50	A079K6019F	2		
042	Elbow Pipe, Radiator Inlet	A082K4119F	1		
043	Rad. Fan Thermo-Switch ('Otter')	A079M6136F	1		Hot Climates. Includes Grommet
	(82/72) Blue Coded				
	Rad. Fan Thermo. Switch ('Otter') (86/76)	A079M6137F	1		R/B A079M6200F
	Rad. Fan Thermo. Switch ('Otter')				
	(92/82) Green Coded	A079M6200F	1		Temperate Climates. Includes Grommet
044	Grommet, Fan Switch	A079M6181F	1		
045	Clip, Fan Switch Retaining	A079M6138F	1		
046	Hose, Radiator Inlet	A082K4128K	1		R/B A082K4200
	Hose, Radiator Inlet	A082K4200K	1		
	Hose Clip, 32-50	A079K6019F	2		
047	Junction Pipe, 'Stat/H. Tank/By-Pass	A082K4125F	1		Except Wet Sump A/C
048	Junction Pipe, 'Stat/H. Tank/By-Pass	A082K4179F	1		Wet Sump A/C
049	Hose, Thermostat By-Pass	A079K4034F	1		
	Hose Clip, 32-50	A079K6019F	2		
050	Hose, Junction Pipe to H. Tank Pipe	A079K4034F	1		
	Hose Clip, 32-50	A079K6019F	2		
051	Pipe, Header Tank	A082K4122F	1		Except Wet Sump A/C
	Pipe, Header Tank	A082K4177F	1		Wet Sump A/C
052	Hose, Header Tank to Water Pipe	A082K4128K	1		R/B A079K4034F
	Hose, Header Tank to Water Pipe	A079K4034F	1		
	Hose Clip, 32-50	A079K6019F	2		
056	Hose, Junction Pipe to By-Pass Pipe	A079K4034F	1)
	Hose Clip, 32-50	A079K6019F	2)Wet Sump A/C
057	Pipe, Radiator By-Pass	A082K4178F	1)
062	Hose, Radiator By-Pass	A075K0103F	1		
	Hose Clip, 32-50	A079K6019F	1		

Turbo (Prior '87 M.Y.) 46.01A
Page 3

ILLUS
NO.

QUANTITY

MAY 1991

46.01A

DESCRIPTION

PART NUMBER

ALL

REMARKS

063	Junction Pipe, Return	A082K4114F	1		Rad. Return/By-Pass/Pump
065	Hose, Junction Pipe to Reducer	A082K4127K	1		
	Hose Clip, 32-50	A079K6019F	2		
067	Pipe, Reducing, Pump Inlet	A082K4129F	1		
068	Hose, Water Pump Inlet	B079K4043F	1		
	Hose Clip, 32-50	A079K6019F	2		
069	Hose, Rad. Main Return Pipe Rear	A082K4123F	1		
	Hose Clip, 32-50	A079K6019F	2		
070	Pipe, Rad. Main Return, Thro' Chassis	A082K4106F	1		
	Sheathing, Chassis Strut Pipe Protection	C082U4775V	100mm		
	Snapper Clip, Sheathing to Chassis	A082W6275F	2		
	Hose, stepped, Return Pipe Front	A082K4115K	1)
	Pipe, Elbow, Radiator Outlet	A079K4033F	1)R/B A082K4108F
	Hose, Rad. Outlet to Elbow	B075K0118P	1)
071	Hose, Rad. Outlet to Return Pipe	A082K4108F	1		
072	Hose Clip, 32-50	A079K6019F	2		
074	Grommet, Water Pipes/Chassis	A082K6022F	4		
080	Temp. Transmitter, Water Gauge	A050M6136F	1		
081	Header Tank	A082K4121F	1		
082	Setscrew, M8 x 20, Header Tank Fix	A075W1038Z	4		
083	Washer, Flat, Header Tank Fix	A075W4020Z	4		
084	Nut, Nyloc, M8, Header Tank Fix	A075W3010Z	4		
085	Pressure Cap, Header Tank, 10 psi	A075K6004Z	1		R/B A082K6031
	Pressure Cap, Header Tank, 15 psi	A082K6031F	1		
086	Elbow, Header Tank Overflow	A036J0135Z	1		

Turbo (Prior '87 M.Y.) 46.01A
Page 4

ILLUS
NO.

46.01A



QUANTITY

MAY 1991

DESCRIPTION

PART NUMBER

ALL

REMARKS

Cooling System Modification Kit
Comprising :-

A082K6049J

1

See S/Bulletin 1987/26

Header Tank

B082K6048D

1

Blanking Cap, Header Tank

A082K6041F

1

Sensor

A082M6282F

1

Sensor used only as a blank

Grommet, Sensor Mounting

A082M5283F

1

Hose, Header Tank to Expansion Tank

A075L6043V

A/R

Clip, Hose

A075U6082F

2

Expansion Tank

A082K6040F

1

Pressure Cap, Expansion Tank

A082K6042F

1

Setscrew, M6 x 25, Expansion Tank Fix

A075W1031F

1

Setscrew, M6 x 18, " " "

A075W1029Z

1

Washer, Flat, M6 x 16, " " "

A075W4017Z

1

Washer, Flat, M6 x 12, " " "

A075W4013Z

3

Nut, Nyloc, M6 " " "

A075W3009Z

2

'Y' Piece, Heater Return Hose to Header Tank

A082K6038D

1

Hose, Header Tank to 'Y' Piece

A082K6045D

1

Junction Pipe, Return

A082K6039D

1

Pipe, Bypass

A082K6044D

1

Hose, Thermostat to Bypass Pipe

A082K6046D

1

Hose, Bypass Pipe to Junction Pipe

A082K6047D

1

Thermostat

B082K6043F

1

Clip, Hose, 8-16mm

A082L6042F

2

Clip, Hose, 25-40mm

A075M6145F

4

Clip, Hose, 20-32mm

B907E6085Z

4

Tie Wrap, Hose Securing

A075W6038Z

5

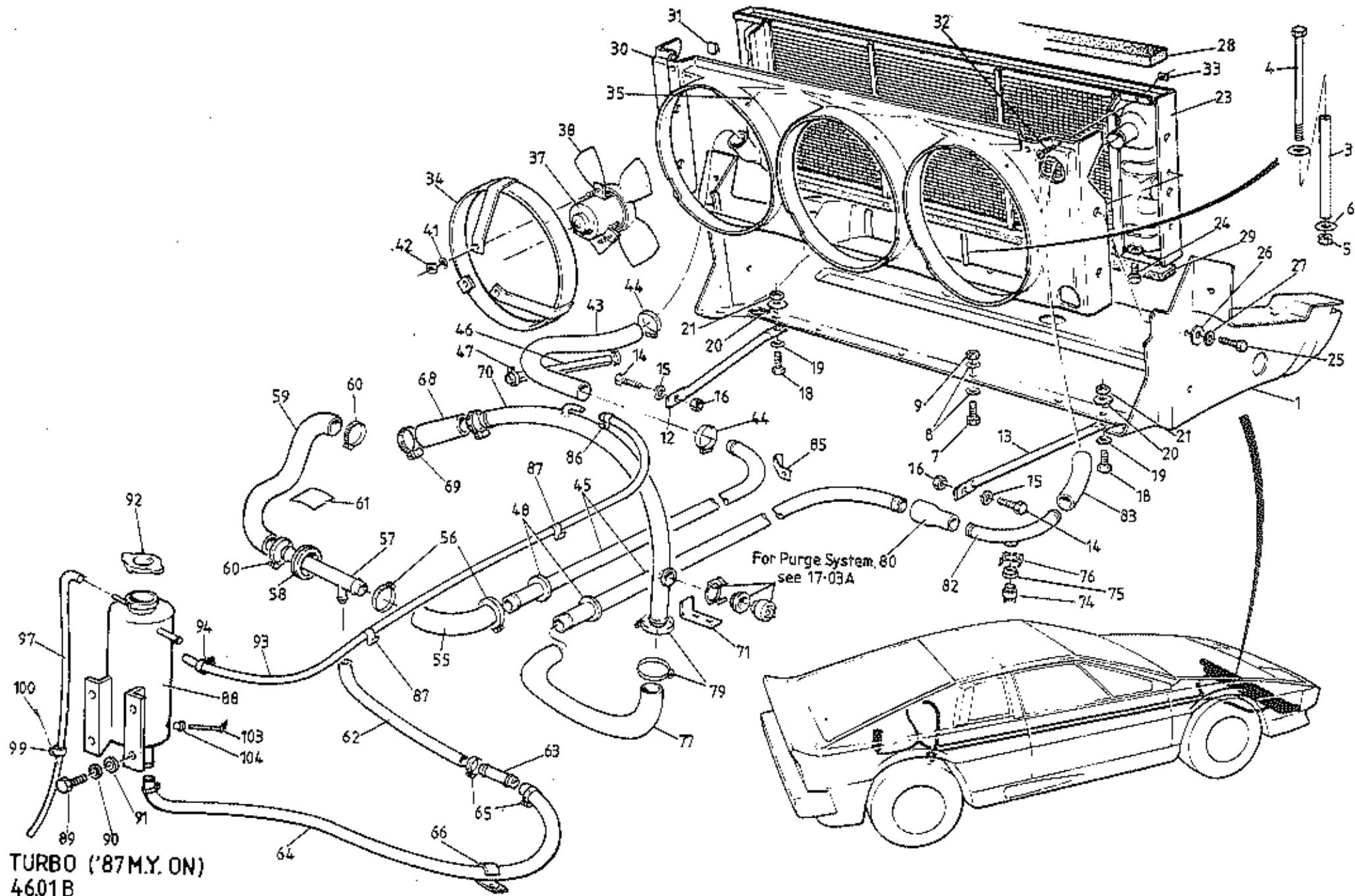
Grommet, Rear Quarter Trim Panel

X026B0371Z

1

Turbo (Prior '87 M.Y.) 46.01A

Page 5



**TURBO ('87 M.Y. ON)
 4601B**

ILLUS
NO.

QUANTITY

MAY 1991

46.01B

DESCRIPTION

PART NUMBER

1987
M.Y.ON

REMARKS

ILLUS NO.	DESCRIPTION	PART NUMBER	1987 M.Y.ON	REMARKS	
1	Radiator Duct	C082B4491K	1	This page for '87 M.Y. 'H.C.' Turbo Cars. For cars prior '87 M.Y. see 46.01A	
3	Spacer, Radiator Duct Front to Body	A082U5076F	2		
4	Bolt, M8 x 127, Radiator Duct Front Mounting	A075W2050Z	2		
5	Nut, Nyloc, M8, Radiator Duct Front Mounting	A075W3010Z	2		
6	Washer, Flat, Radiator Duct Front Mounting	A075W4021Z	4		
7	Setscrew, M6 x 25, Duct to Body	A075W1031Z	6		
8	Washer, 25 O/D, Duct to Body	A075W4017Z	12		
9	Nut, Nyloc, M6, Duct to Body	A075W3009Z	6		
	Screw, s/t, Duct to Body	A075W5028Z	3		
	Spire Nut, Duct to Body	A075W6013Z	3		
12	Support Stay, Rad. Duct LH	A082K4199K	1		286mm.
13	Support Stay, Rad. Duct RH	A082K4198K	1		286mm.
14	Setscrew, M6 x 20, Stay to Chassis	A075W1030Z	2		
15	Washer, Stay to Chassis	A075W4013Z	2		
16	Nut, Nyloc, M6, Stay to Chassis	A075W3009Z	2		
	Spacer Washer, Stay to Chassis	A075W4016Z	4		
18	Setscrew, M6 x 20, Stay to Duct	A075W1030Z	2		
19	Washer, 25 O/D, Stay to Duct	A075W4017Z	2		
20	Washer, Flat, Stay to Duct	A075W4013Z	2		
21	Nut, Nyloc, M6, Stay to Duct	A075W3009Z	2		
23	Radiator	E082K4101F	1		R/B A082K4237F
	Radiator	A082K4237F	1		
24	Drain Plug, Radiator	B075K6011F	1		
25	Setscrew, M6 x 18, Rad. to Duct	A075W1029Z	4		
26	Washer, 25 O/D, Rad. to Duct	A075W4017Z	4		
27	Washer, Spring, Rad. to Duct	A075W4035Z	4	Thick	
28	Foam, Rad. top to Body	A079K4001F	1	Thin	
29	Foam, Rad. Bottom to Duct	A089K0131F	1		
30	Cowl, Rad. Fans	D082K4102K	1	Fettle to fit Rad: A082K4237F	
	Cowl, Rad. Fans	E082K4102K	1		
31	Edge Clip, Cowl to Radiator	A079W6187F	12		
32	Screw, s/t, Cowl to Radiator	A075W5014F	3		
33	Spire Nut, Cowl to Radiator	A075W6013Z	3	Turbo H.C. ('87 M.Y. On)	
34	Fan Shroud & Motor Mounting	A079K4174F	3	46.01B	

Page 1

ILLUS
NO.

46.01B

DESCRIPTION



PART NUMBER

QUANTITY

1987
M.Y.ON

MAY 1991

REMARKS

35	Pop Rivet, Shroud to Cowl	A075W6090Z	18
	Washer, Pop Rivet	A075W4001Z	18
37	Fan Motor, Radiator Cooling	A082K6026H	3
38	Fan, Radiator Cooling	A082K6027H	3
	Washer, Fan to Motor Shaft	A082K6028F	3
	Spring Clip, Fan to Motor Shaft	A082K6029F	3
41	Washer, Flat, Motor Mounting	A075W4013Z	9
42	Nut, Nyloc, M6, Motor Mounting	A075W3009Z	9
43	Hose, Radiator Outlet	A082K4108F	1
44	Hose Clip, Outlet Hose	A079K6019F	2
45	Pipe, Water Feed/Return, through Chassis	A082K4106F	2
46	Sheathing, Chassis Strut, Pipe Protection	C082U4775V	100mm
47	Snapper Clip, Sheathing to Chassis	A082W6275F	2
48	Grommet, Water Pipe/Chassis	A082K6022F	4
55	Elbow Hose, Return Pipe to Junction Pipe	A082K4196K	1
56	Hose Clip	A079K6019F	2
57	Junction Pipe, Header Take-Off	A082K4191F	1
58	Grommet, Junction Pipe/Chassis	A082U6109F	1
59	Hose, Pump Inlet	A082K4190F	1
60	Hose Clip	A079K6019F	2
61	Rubber Pad, Hose/Chassis	A082U5008F	1
62	Hose, Header Tank Feed	A075K0119F	1
63	Connector Pipe, Header Hose	B075K0111Z	1
64	Hose, Connector to Header Tank	A079P4056F	1
65	Hose Clip, Header Hose	A079K6018F	4
66	'P' Clip, Header Hose to Chassis	B907E6229F	2
	Tie Wrap, 290mm, Hose Securing	A075W6045Z	1
67	Hose Clip	A910E6389F	1
68	Hose, Thermostat Housing to Pipe	B912E1839F	1
70	Pipe, Engine Outlet	C082K4182F	1
71	Bracket, Water Pipe Fixing	A082K4187F	1
74	Thermal Switch, Radiator Fans	A079M6200F	1
75	Grommet, Radiator Fans Thermal Switch	A079M6181F	1

This page for '87 M.Y. 'H.C.' Turbo Cars.
For cars prior '87 M.Y. see 46.01A

92/82 Green Coded Includes Grommet

Turbo H.C. ('87 M.Y. On)
 46.01B
 Page 2

ILLUS
NO.

QUANTITY

MAY 1987

46.01B

DESCRIPTION

PART NUMBER

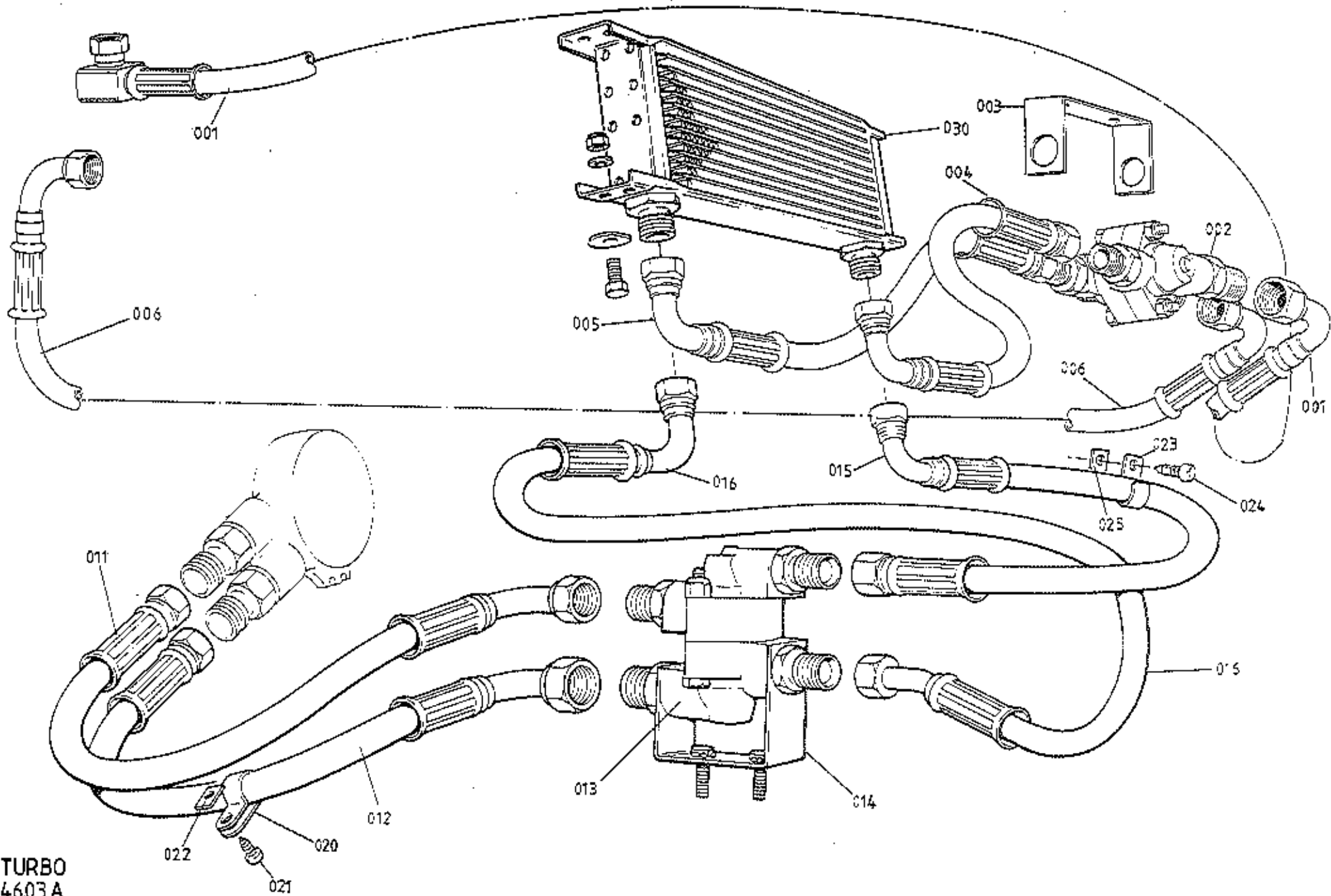
1987
M.Y.ON

REMARKS

76	Clip, Thermal Switch Retention	A079M6138F	1
77	Hose, Outlet Pipe to Chassis Pipe	A082K4207F	1
79	Hose Clip, Elbow Hose & Water Pipe to Brkt.	A079K6019F	5
80	Hose, Reducing	A082K4115F	1
	Hose Clip	A079K6019F	2
82	Elbow Pipe, Radiator Inlet & Thermal Switch	A082K4119F	1
83	Hose, Radiator Inlet	A082K4200K	1
	Hose Clip, Radiator Inlet Hose	A079K6019F	2
85	Bracket, Water Pipe to Chassis	A082K4192K	1
	Screw, Bracket, to Chassis	A075W5016Z	1
	Hose Clip, Pipe to Bracket	A075M6145F	1
86	Edge Clip, Header Tank Hose	A082W6185Z	1
87	Edge Clip, Header Tank Hose	A082W6257F	2
88	Header Tank	A082K4206F	1
89	Setscrew, M6 x 20, Header Tank Fix	A075W1030Z	4
90	Washer, Internal Spring, Header Tank Fix	A075W4046Z	4
91	Washer, M6 x 12, Header Tank Fix	A075W4013Z	4
92	Pressure Cap, Header Tank, 15 psi	A082K6031F	1
93	Hose, Air Bleed	D075K0113Z	1
94	Hose Clip, Air Bleed Hose	A036S6160Z	2
	Clip, Air Bleed Hose to Airbox	A075W6228F	2
	Pop Rivet, Sealed, Clip to Airbox	A085W6259F	2
97	Hose, Header Tank Overflow	A075L6043V	300mm
98	Elbow, Header Tank Overflow Hose	X036J0135Z	1
	Clip, Hose to Header Tank	A079W6185Z	1
99	Clip, Overflow Hose to Body	A075W6228F	1
100	Pop Rivet, Clip Fix	A075W6090Z	1
	Washer, Clip Fix	A075W4001Z	1
	Clip, Overflow Hose to Chassis	A075W6185Z	1
103	Probe, Coolant Level Tell-Tale	A082M6282F	1
104	Grommet, Coolant Level Probe	A082M6283F	1

This page for '87 M.Y. 'H.C.' Turbo Cars.
For cars prior '87 M.Y. see 46.01A

Turbo H.C. ('87 M.Y. On)
46.01B
Page 3



TURBO
 46.03 A

ILLUS
NO.

QUANTITY

MAY 1991

46.03A

DESCRIPTION

PART NUMBER

DRY
SUMPWET
SUMP

REMARKS

001	Oil Hose Assembly, Scavenge Pump to Cooler	B082E4082F	1		When No Oil Cooler Thermostat Fitted
002	Oil Hose Assembly, Scavenge Pump to Thermostat	B082E4109F	1)
003	Thermostat, Oil Cooler	A082E6016F	1)
	Bracket, Thermostat Mounting	A082U4848K	1)
	Setscrew, M6 x 16, Bracket to Body	A075W1028F	2)
	Washer, 6 mm, Bracket to Body	A075W4017F	2)with Oil Cooler Thermostat
	Nut, Nyloc, M6, Bracket to Body	A075W3009F	2)
004	Oil Hose Assembly, Thermostat to Cooler	A082E4107F	1)
005	Oil Hose Assembly, Cooler to Thermostat	A082E4108F	1)
006	Oil Hose Assembly, Thermostat to Tank	A082E4093F	1)
	Oil Hose Assembly, Cooler to Tank	A082E4093F	1		When No Oil Cooler Thermostat Fitted
	Grommet, Tank Return Pipe/Body	A082U4779F	1		
	Ring, Grommet Retaining	A079L4034F	1		
	Screw, Grommet Ring	A075W5014Z	4		
	Oil Hose Assembly, Stat to Engine	A082E4105F		1	
012	Oil Hose Assembly, Engine to Stat (5/8"@ Stat)	A082E4105F		1	With Oil Cooler Thermostat A910E6550F
013	Oil Hose Assembly, Engine to Stat (3/4"@ Stat)	A082E4112F		1	With Oil Cooler Thermostat A082E6016F
	Thermostat, Oil Cooler	A910E6550F		1	4 x 5/8" BSP > If Thermostat
	Thermostat, Oil Cooler	A082E6016F		1	3 x 5/8" 1 x 3/4" BSP > Fitted
014	Bracket, Thermostat Mounting	A082U4842F		1	For A910E6550F > (Prior to
	Bracket, Thermostat Mounting	B082U4842F		1	For A082E6016F > November '85)
	Nut, Nyloc, M6	A075W3009F		2	>
	Washer, Flat	A075W4015F		2	>

Turbo 46.03A

Page 1

ILLUS
NO.

FEB 1987

QUANTITY

DRY
SUMPWET
SUMP

REMARKS

46.03A

DESCRIPTION

PART NUMBER

015

016

020

021

022

023

024

025

030

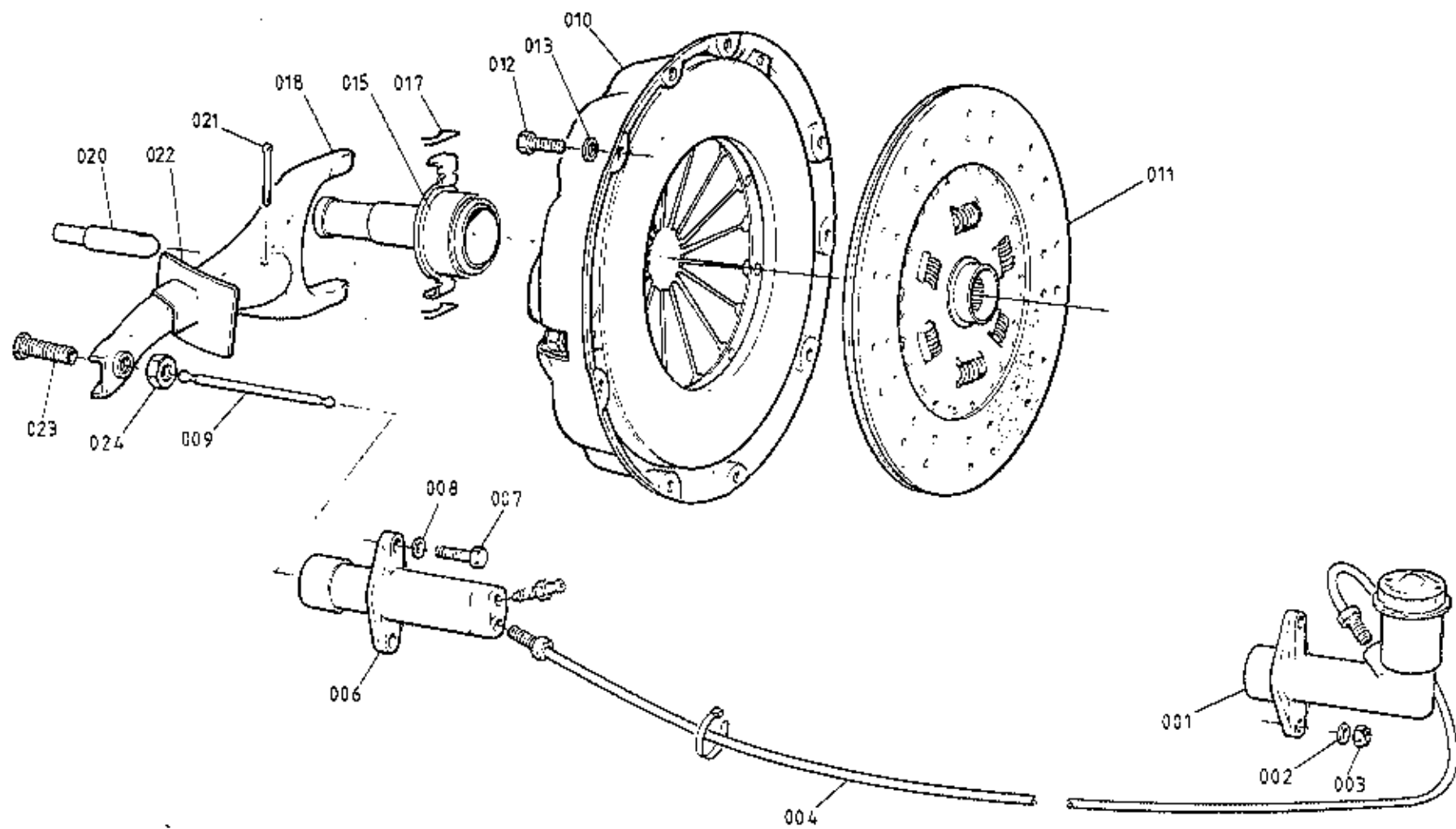
Connector Union, Oil Hose, Eng. to Cooler
 Connector Union, Oil Hose, Cooler to Eng.
 Mounting Brkt. Connector Unions
 Clamp Plate, Unions to Brkt.
 Spacer, Union Locking
 Nut, Nyloc, M8, Clamping & Fixing
 Washer, 25 O/D, Brkt. to Chassis
 Oil Hose Assembly, Cooler/Stat LF
 Oil Hose Assembly, Cooler/Stat RH
 Oil Hose Assembly, Cooler/Stat RH
 Oil Hose Assembly, Eng/Cooler, Cooler/Eng.
 'P' Clip, Hose to Chassis
 Screw 'P' Clips
 Nut, Spire
 Clip, Oil Hose to Front Frame
 Screw, Clip Fixing
 Spire Nut, Clip Fixing
 Grommet, Oil Hose/Chassis
 Edge Protector, Oil Hose/Chassis Rr.Diaphragm
 Foam Tube, Oil Hose/Chassis Front X-member
 Tie Wrap, Oil Hose
 Cooler, Oil (Silver)
 Cooler, Oil (Black)
 Plate, Spreader
 Setscrew, M6 x 20
 Washer, 6mm, Flat
 Nut, Nyloc, M6

A082E6026F
 A082E6025F
 A082E4135F
 A082E4136F
 A082E4141F
 A075W3010F
 A075W4021Z
 A082E4103F
 A082E4101F
 A082E4111F
 A082E4134F
 A075H6018F
 A075W5036F
 A075W6011F
 A075W6230F
 A075W5034Z
 A075W6011Z
 A082K6022F
 AX75L6020V
 A082E6022V
 A075W6038F
 A907E1219F
 A082W6024F
 A082K4103F
 A075W1030Z
 A075W4013Z
 A075W3009Z

1
 1
 1
 1
 1
 2
 1
 1
 1
 1
 2
 4
 3
 3
 4
 4
 4
 4
 6
 190mm
 85mm
 10
 1
 1
 2
 4
 4
 4

3/4" - 5/8" BSP)
 5/8" BSP x 2)Interim Spec.
)Without Thermostat
)(Nov.'85 to VIN 82 D 2321
) 82 - 0672
)
)
)
 R/B A082E4111F)With Thermostat
 Inc. 45° Thermostat Union)
 Without Thermostat
 4
 3
 3
 4
 4
 4
 6
 With Hoses on outside of Chassis Backbone
 With Hoses run through Chassis Backbone
 252mm Pipe Centres. Prior Nov. '85
 325mm Pipe Centres. Nov. '85 on

Turbo 46.03A
 Page 2



TURBO
47.01A

ILLUS
NO.

QUANTITY

47.01A

DESCRIPTION

PART NUMBER

ALL

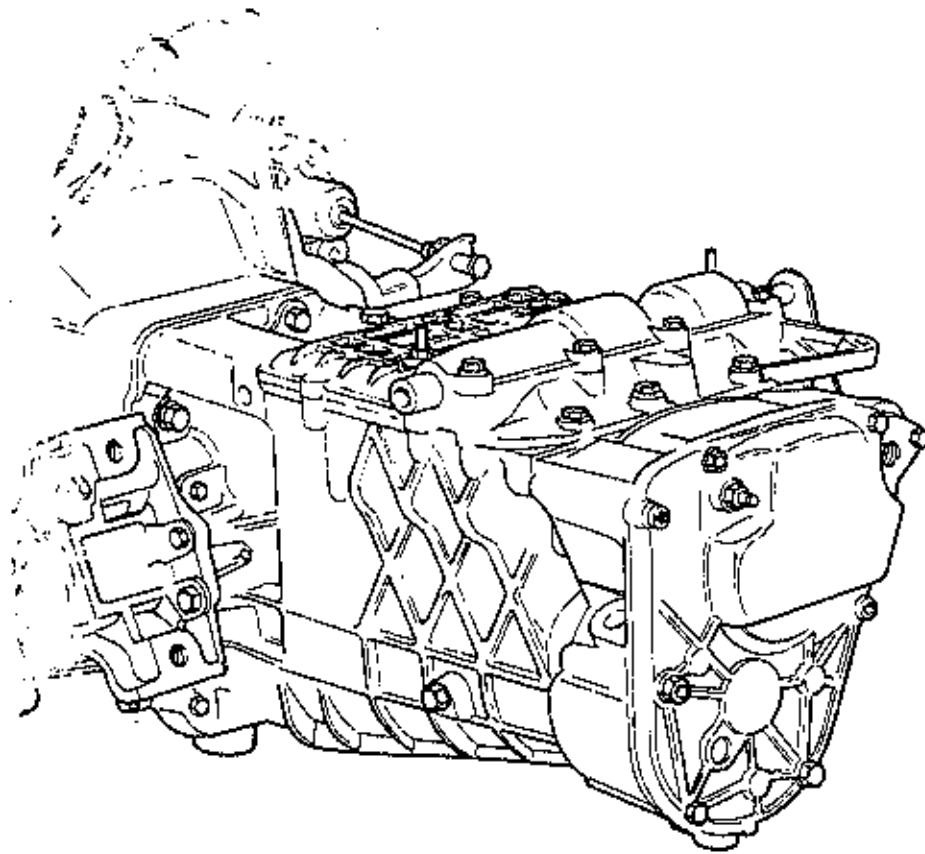
REMARKS

001	Master Cylinder, Clutch	C079J6013F	1		
	Clevis Pin, Clutch Pedal to Clevis	A082J4197F	1		
	'R' Pin, Clutch Pedal to Clevis	A075W6175F	1		
	Pressure Washer, Clutch Pedal to Clevis	A082W4103F	1		
002	Washer, Master Cylinder Fix	A075W4020Z	2		
003	Nut, Nyloc, M8, Master Cyl. Fix	A075W3010Z	2		
	Service Kit, Master Cylinder	A036J6091Z	1		
	Filler Cap	A079J6038F	1		
004	Pipe, Flexible, Master to Slave Cylinder	A082J4088F	1		RHD
	Pipe, Flexible, Master to Slave Cylinder	A082J4089F	1		LHD
006	Slave Cylinder	A082Q6020F	1		
007	Setscrew, M8 x 25, Slave Cylinder Fix	A075W1039Z	2		
008	Washer, Spring, Slave Cylinder Fix	A075W4036Z	2		
	Service Kit, Slave Cylinder	A082Q6024F	1		
	Bleed Screw, Slave Cylinder	A082Q6025F	1		
009	Pushrod, Clutch Operating	A082Q0058F	1		
010	Pressure Plate Assy. (Straight Fingers)	A082Q4006F	1		R/B A082Q4018F With Rel/Brg. A085Q4016J
	Pressure Plate Assy. (Curved Fingers)*	A082Q4018F	1		Use With Rel/ Brg. A085Q4016J
011	Friction Plate	A082Q4007F	1		R/B A082Q4019F
	Friction Plate	A082Q4019F	1		
012	Setscrew, Cover to Flywheel	A075W1012Z	6		
013	Washer, Spring, Cover to Flywheel	A075W4032Z	6		
015	Release Bearing Assembly (Curved Face)	A082Q4013J	1		Use With P.P. Assy. A082Q4006F
	Release Bearing Assembly (Flat Face)	A085Q4016J	1		Use With P.P. Assy. A082Q4018F
017	Spring Clip, Release Brg. to Fork	A082Q6021F	2		
018	Fork, Clutch Release	B079Q6009F	1		
020	Ball Pin, Fork Pivot	A082F0752F	1		
021	Split Pin, Fork to Pivot	A079Q6016F	1		
022	Grommet, Fork to Housing	A079Q6017F	1		
023	Adjuster Screw, Release Fork	A079Q6010F	1		
024	Locknut, Adjuster Screw	A079W3048F	1		

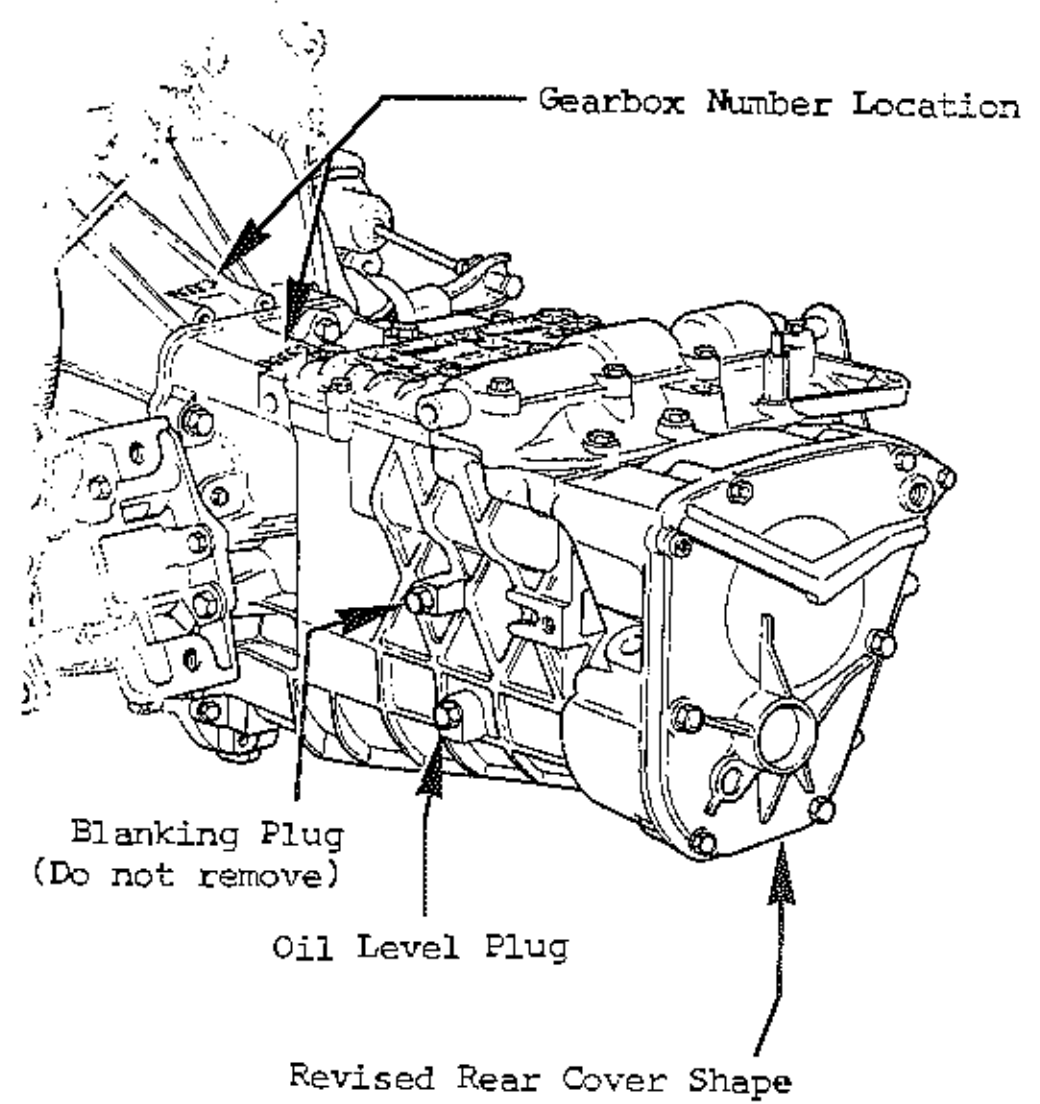
* From Eng. No. 22728

Turbo 47.01A

PREVIOUS TYPE



'C35' TYPE



TURBO
47.02A

INTRODUCTION OF TYPE C35 GEARBOX ASSEMBLY

From early 1984, all Esprit models were fitted with the type 'C35' gearbox. All Esprit gearboxes are stamped with a Lotus serial number, repeated on its matched clutch housing. All gearboxes stamped with a 'C' prefix to the serial number are type C35.

Gearboxes with the following serial numbers (without 'C' prefix) are also type C35

2914 to 2920
2954 to 2974
3023 to 3024
3028 to 3039
3044 to 3152

All numbers are inclusive, and are to be found on the top front of the gearbox and adjacent surface of the clutch housing

Drain Plug

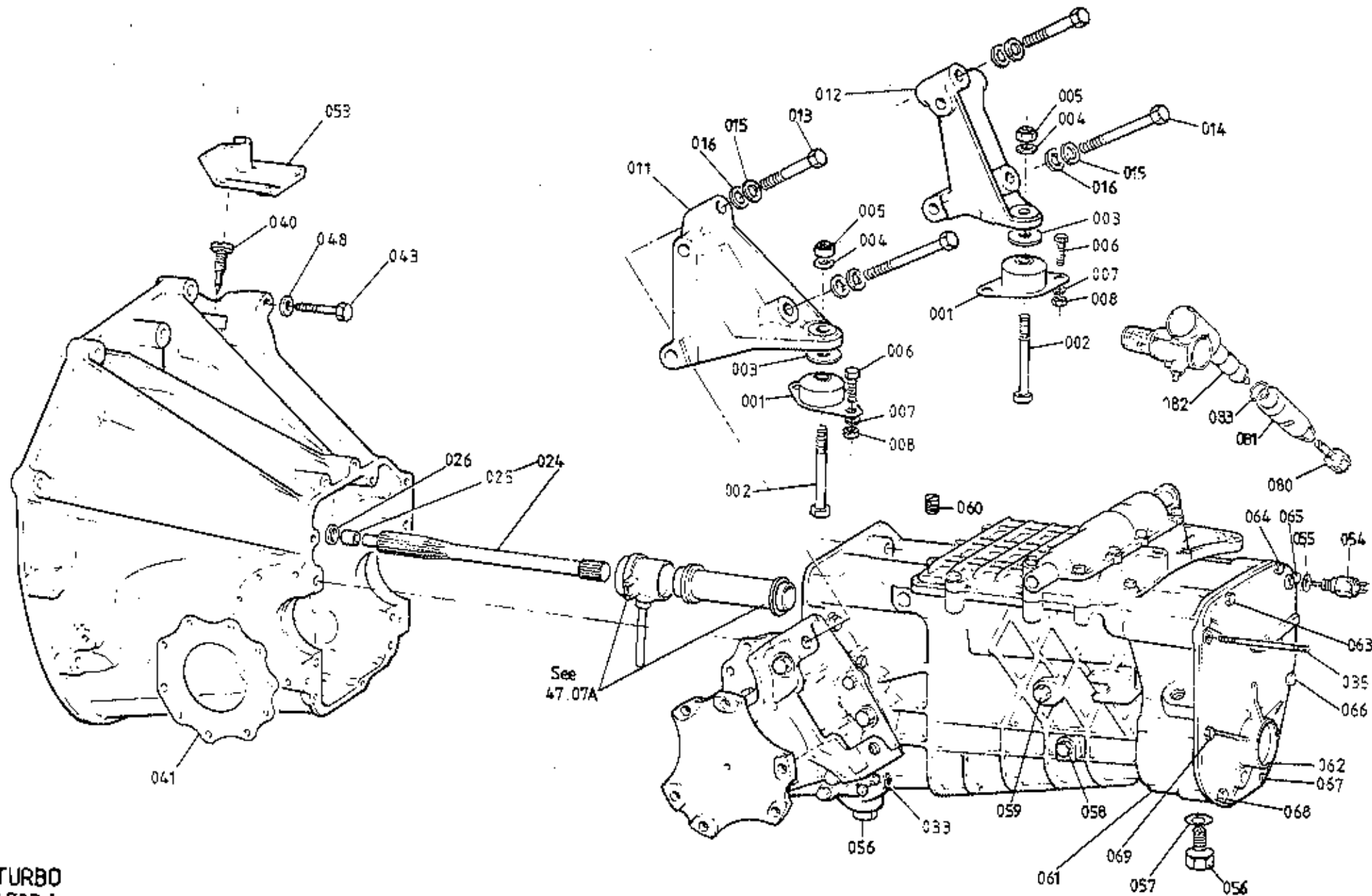
C35 type gearboxes have only one oil drain plug which is situated beneath the main case. They are not fitted with the additional rear case drain plug as used on previous type gearboxes.

Level Plug

The oil level plug (painted yellow) is fitted in the left hand side of the case, as before, and should not be confused with a similar plug (blanking) positioned higher up on the the same side of the gearbox.

Exhaust Silencer Mounting Bracket

The C35 type gearbox rear cover incorporates a large cast boss, necessitating a revised silencer mounting bracket and fixings.



TURBO
4703 A

ILLUS
NO.

FEB 1987

47.03A

DESCRIPTION

PART NUMBER

QUANTITY

PRIOR
C35

C35

REMARKS

ILLUS NO.	DESCRIPTION	PART NUMBER	PRIOR C35	C35	REMARKS
					For Identification of C35, See 47.02A
	Gearbox & Clutch Housing Assy.	B082F4000J	1		R/B A/B 082F4072J
	Gearbox & Clutch Housing Assy.	A082F4072F		1	Prior to '85 M.Y.
	Gearbox & Clutch Housing Assy.	B082F4072F		1	'85 M.Y. on
	Clutch Housing	C082F4001F	1) Must be machined to
	Clutch Housing	E082F4001F		1) Match Gearbox Casing
001	Rubber Mounting, Engine/G.Box Rear	B085E6012F	2	2	
002	Bolt 7/16", Mtg. to G./Box Brkt.	B085E4095F	2	2	
003	Washer, Scrubber, Mtg. to G./Box Brkt.	A075W4006F	2	2	
004	Washer, Flat, Mtg. Bolt	A075W4005F	2	2	
005	Nut, Nyloc, 7/16" Mtg. Bolt	A075W3004F	2	2	
006	Setscrew, M8 x 20, Mtg. to Chassis	A075W1038F	4	4	
007	Washer, Flat, Mtg. to Chassis	A075W4020F	8	8	
008	Nut, Nyloc, M8, Mtg. to Chassis	A075W3010F	4	4	
011	Bracket, Gearbox/Caliper Mtg. LH	A082F4039K	1		
	Bracket, Gearbox/Caliper Mtg. LH	A082F4073K		1	
012	Bracket, Gearbox/Caliper Mtg. RH	A082F4038K	1		
	Bracket, Gearbox/Caliper Mtg. RH	A082F4074K		1	
013	Bolt, M14 x 75, Bracket/Gearbox	A082F6293F	2	2	
014	Bolt, M14 x 90, Bracket/Gearbox	A079F6013F	2	2	
015	Washer, Spring, Bracket to Gearbox	A079W4068F	4	4	
016	Washer, Flat, Bracket to Gearbox	A079W4054F	4	4	
024	Clutch Shaft	B085F4068J	1	1	Includes Spigot Sleeve A089F0404F
025	Sleeve, Clutch Shaft Spigot (18.5mm Long)	A089F0404F	1	1	Replaces Earlier 15mm Sleeve
026	Thrust Washer, Nylon, Shaft/Spigot Brg.	A079F4029F	1	1	
033	Plug, Gearbox Joint Face	A085F4069K		1	
035	Stud, Silencer Mounting Bracket	A079F4030F	1	1	
	Nut, M7, Nyloc	A079F6023F	1	1	
040	Pointer, Engine Timing	A082F0753F	1	1	
041	Gasket, Output Shaft Housing	B079F6028F	1	1	
043	Bolt, M10 x 35, Clutch Housing/Engine	A075W2051Z	2	2	Not Dry Sump
	Bolt, M10 x 50, Clutch Housing/Engine	A075W2054Z	5	5	
	Bolt, M10 x 60, Clutch Housing/Engine	A075W2055Z	2	2	

Turbo 47.03A
Page 1

ILLUS
NO.

QUANTITY

47.03A

DESCRIPTION

PART NUMBER

PRIOR
C35

C35

REMARKS

	Bolt, M10 x 75, Clutch Housing/Engine	A075W2059Z	2	2	Dry Sump Only
	Nut, Nyloc, M10, Clutch Housing/Engine	A075W3011Z	2	2	8 Used on Dry Sump
048	Washer, Flat, Clutch Housing/Engine	A075W4024Z	11	11	12 Used on Dry Sump
	Shim, Clutch Housing to Sump	A911E1430F	A/R	A/R	
053	Cover, Timing Aperture	A082F0762K	1	1	
054	Switch, Reverse Light	A079M6014F	1	1	
055	Washer, Reverse Light Switch	A079M6052F	1	1	
056	Drain Plug	A079F6227F	2		
	Drain Plug	A082F6331F		1	
057	Washer, Drain Plug	A079F6205F	2	1	
058	Level Plug	A079F6222F	1	1	
059	Blanking Plug	A079F6222F		1	
	Washer, Level/Blanking Plug	A079F6223F	1	2	
060	Air Vent, Breather	A079F6211F	1	1	If Fitted
061	End Housing	A079F6201F	1		
	End Housing	A082F6320F		1	
062	End Cover	A079F6226F	1		
	End Cover	A082F6324F		1	
	Core Plug, End Cover Blanking	A082F6346F		1	
063	Screw, M7 x 100, Rear Cover Fix	A079F6202F	1		
	Screw, M7 x 28, Rear Cover Fix	A079F6190F		1	
064	Screw, M7 x 40, Rear Cover Fix	A079F6219F	1		
	Screw, M7 x 28, Rear Cover Fix	A079F6190F		1	
065	Screw, M7 x 95, Rear Cover Fix	A079F6203F	1	1	
066	Bolt, M7 x 45, Silencer Brkt/Rear Cover	A079F4031F	1	1	
067	Screw, M7 x 100, Silencer Brkt/Rear Cover	A079F6202F	1		
	Screw, M7 x 45, Silencer Brkt/Rear Cover	A079F4031F		1	
068	Screw, M7 x 25, Silencer Brkt/Rear Cover	A079F6191F	1		
	Screw, M7 x 45, Silencer Brkt/Rear Cover	A079F4031F		1	
069	Screw, M9 x 65, Rear Cover Fix	A079F6217F	1	1	Turbo 47.03A

Page 2

FEB 1987

d6p5

ILLUS
NO.



QUANTITY

47.03A

DESCRIPTION

PART NUMBER

PRIOR
C35

C35

REMARKS

Stop, Speedo Pinion
Nut, Speedo Pinion Stop
Nut, Speedo Pinion Stop
Screw, M9 x 30, Rear Cover/Main Case
Screw, M9 x 25, Rear Cover/Main Case
Outflow Plate
Outflow Tube
Oil Deflector
Oil Deflector
Stud, M12 x 73, G/Box to Clutch Hsg.
Stud, M12 x 58, G/Box to Clutch Hsg.
Washer, 12mm, G/Box to Clutch Hsg.
Nut, M12, G/Box to Clutch Hsg.
Speedo Driven Gear, (17 Teeth)
Nylon Bush, Speedo Driven Gear
Nylon Bush, Speedo Driven Gear
Right Angle Drive, Speedo
Right Angle Drive, Speedo
'O' Ring, Speedo Angle Drive

A079F6206F
A079F6216F
A082F6345F
A079F6204F
A079F6221F
A079F6269F
A079F6268F
A079F6270F
A082F6350F
A079F6215F
A079F6214F
A079F6213F
A079F6212F
A079F6054F
B079F6228F
A082F6330F
A079F6292F
B079F6292F
A082F6315F

1
1

5
3
1
1
1

2
2
4
4
1
1

1
1
1
1
1

1

1
5

1
2
2
4
4
1
1

1
1
1
1

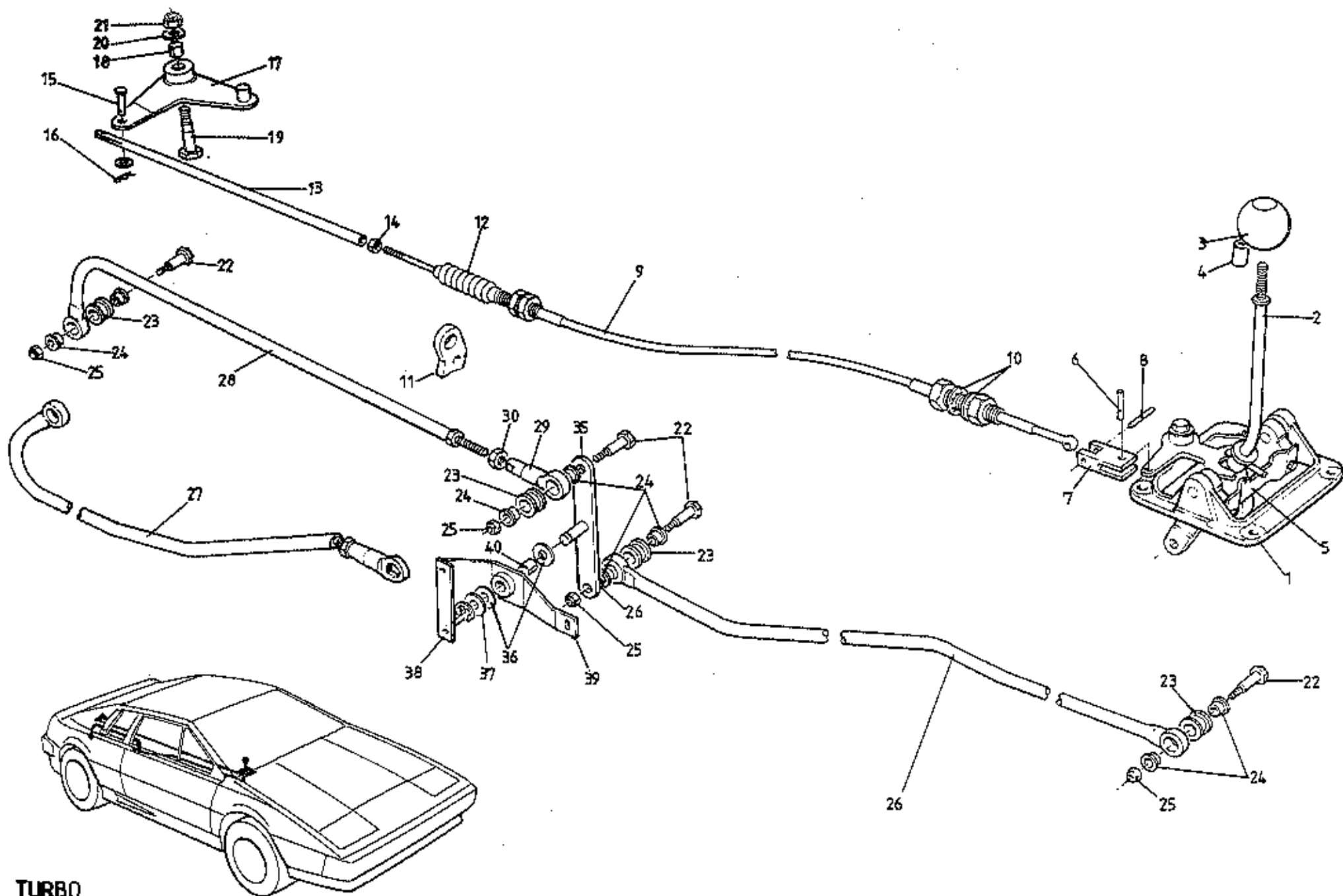
)
) Inside End Cover
)
)

Replaces Earlier Bush With Steel Cap

R/B B079F6292F With 'O' Ring
Use With 'O' Ring A082F6315F

FEB 1987

Turbo 47.03A
Page 3





QUANTITY

MAY 1991

ILLUS
NO.

47.05A

DESCRIPTION

PART NUMBER

ALL

REMARKS

1	Gear Lever Assembly	A079F600ZF	1	M7 Knob Thread R/B A082F6313F
	Roll Pin, Gear Lever, M5 x 40	A074F6013F	1	For Gear Lever Ass. A079F600ZF
	Gear Lever Assembly	A082F6313F	1	M8 Knob Thread R/B A082F4075F
	Gear Lever Assembly	A082F4075F	1	M8 Knob Thread
2	Gear Lever	A082F4088H	1	M8 Knob Thread
3	Knob, Gear Lever, M7	B079F4016F	1	
	Knob, Gear Lever, M8	A082F4063F	1	
4	Spacer, M7 Gear Knob	A079F4017F	1	
	Lock Ring, M8 Gear Knob	A082F4064F	1	
5	Reverse Gate	B079F4012F	1	For Gear Lever Assy. A079F600ZF
	Reverse Gate	A082F4062F	1	For Gear Lever Assy. A082F6313F/A082F4075F
6	Spirol Pin, 5 x 14, Bellcrank to Cable Yoke	A079W6198F	1	R/B A079W6245
	Spirol Pin, 3/16" x 14	A079W6245F	1	
7	Yoke, Lever Assy. to Crossgate Cable	A079F4022F	1	
8	Spirol Pin, 5 x 18, Cable to Yoke	A079W6199F	1	
	Lockwire, S/Steel Pin Retention	A082K6032V	0.2m	
9	Crossgate Cable	C079F4015F	1	Use With 240mm Extension Rod
	Crossgate Cable	D079F4015F	1	Use With 442/422 Extension Rod
10	Washer, Shakeproof, 14mm, Cable/Chassis	A079W4051F	2	
11	Bracket, Cable Abutment Rear	A082F4042C	1	If Fitted
12	Dust Cover, Cable Rear	B075Q6001Z	1	
13	Rod, Crossgate Cable Extension, 240mm	B082F4044K	1	
	Rod, Crossgate Cable Extension, 442mm	A082F4065K	1	R/B B082F4065K
	Rod, Crossgate Cable Extension, 422mm	B082F4065K	1	
	Locknut/Cable Stiffener	A082F4066F	1	Use With 240mm Extension Rod
14	Locknut, Crossgate Cable to Ext. Rod	A075W3020Z	1	Use With 442/422 Extension Rod
15	Clevis Pin, Rod to Bellcrank	A075W6034F	1	
16	Spring Clip, Clevis Pin	A075W6175F	1	
	Washer, Clevis Pin	A075W4000Z	1	
17	Bellcrank Lever, Crossgate	C082F4043F	1	R/B F082F4043F
	Bellcrank Lever, Crossgate	F082F4043F	1	
18	Bush, Bellcrank Lever	A075J6003F	1	
19	Pivot Pin, Bellcrank Lever	C079F4014F	1	

Turbo 47.05A
Page 1

ILLUS
NO.

QUANTITY

47.05A

DESCRIPTION

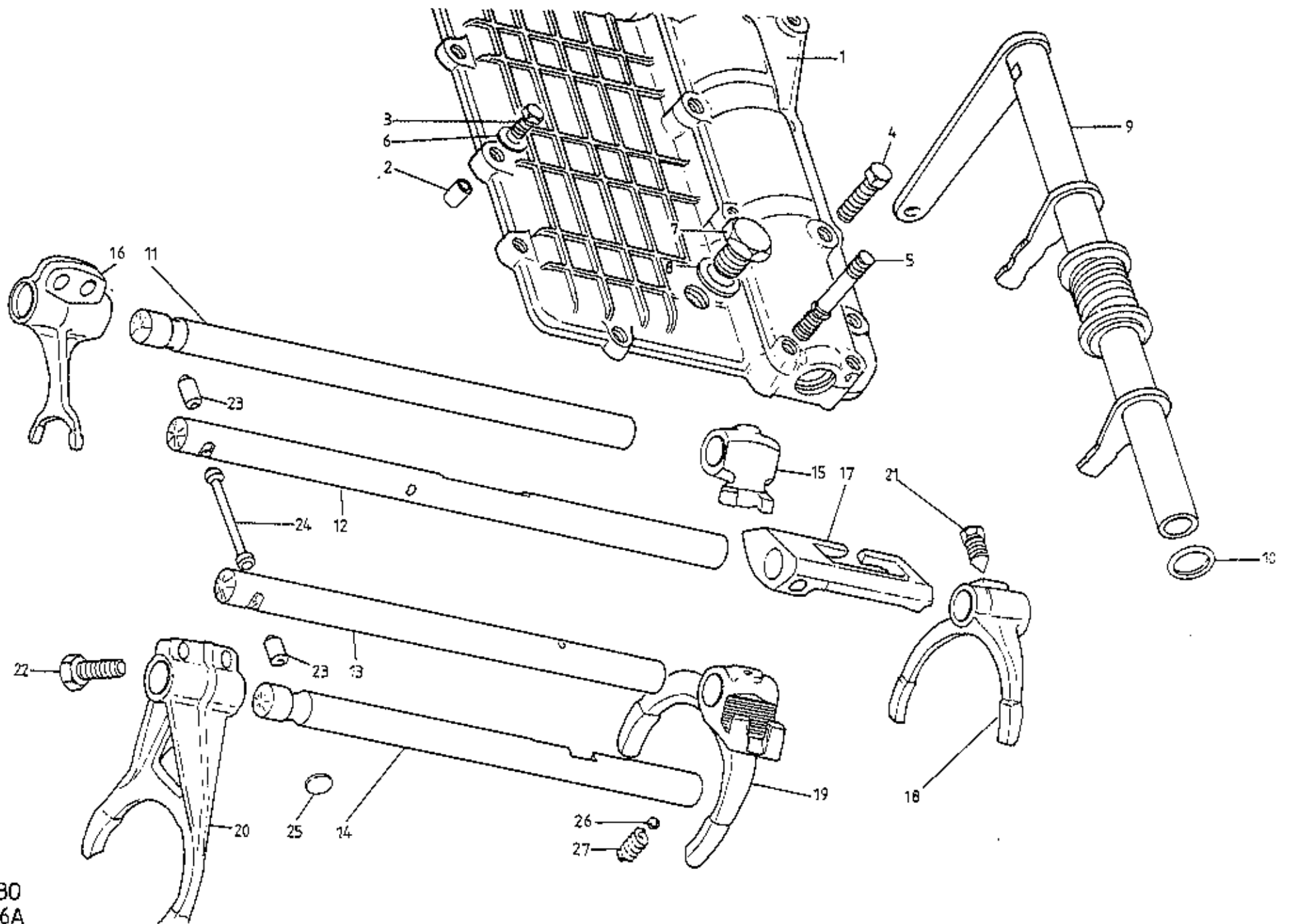
PART NUMBER

ALL

REMARKS

20	Washer, Bellcrank Pivot	A075W4024Z	2		
21	Nut, Nyloc, M10, Bellcrank Pivot Bolt	A075W3011Z	1		
22	Pivot Pin, Gearchange Tubes	A079F6004F	4		M7 Thread
	Pivot Pin, Gearchange Tubes	A082F4070F	4		M8 Thread
23	Rubber Bush, Tube End	A079F6007F	4		
24	Bearing, Nylon, Tube End	A079F6008F	8		
25	Nut, Pivot Pin	A079F6023F	4		M7 Thread
	Nut, Pivot Pin	A907E6284F	4		M8 Thread
	Washer, 8mm, Gear Lever to Front Tube	A075W4020Z	1		If Fitted
26	Tube, Gearchange, Front	A082F4053J	1		
27	Tube, Gearchange, Rear	A082F4052J	1		Prior to '85 M.Y.
28	Tube, Gearchange, Rear	A082F4108J	1		'85 Model Year
29	Adjustable End, Rear G/Change Tube	A085F4058F	1		
30	Locknut, Adjustable End	A075W3024F	1		
	Relay Lever, Gearchange, 0.86:1 Ratio	A082F4050K	1		
35	Relay Lever, Gearchange, 1:1 Ratio	A082F4059F	1		R/B B082F4059F With M8 Pivot Pins
	Relay Lever, Gearchange, 1:1 Ratio	B082F4059F	1		Uses M8 Pivot Pins
	Washer, 10mm, Relay Lever Pivot	A075W4024F	1)Use With Relay Lever A082F4050K
	Split Pin, Relay Lever Pivot	A075W6176F	1)
36	Thrust Washer, Relay Lever Pivot	A082F6301F	2		>
37	Washer, Flat, Relay Lever Pivot	A075W4028Z	1		>Use With Relay Lever A/B082F4059F
38	'E' Clip, Relay Lever Pivot	A082F6302F	1		>
39	Pivot Bracket, Relay Lever (Inc. Bush)	A082F4102J	1		Chassis Mounted. Earlier Cars Used Pivot on Engine Mounting Leg For Bracket A082F4102J
40	Bush, Relay Lever Pivot	A912E6593F	1		
	Setscrew, M6 x 18, Pivot Brkt./Chassis	A075W1029Z	3		
	Nut, Nyloc, M6, Pivot Brkt./Chassis	A075W3009Z	3		
	Washer, Flat, Pivot Brkt./Chassis	A075W4015Z	3		
	Edge Protector, Pivot Brkt./A/C Pipes	AX75L6020V	*		205mm A/C Cars Only

Turbo 47.05A
Page 2



TURBO
47-06A

ILLUS
NO.

QUANTITY

47.06A

DESCRIPTION

PART NUMBER

PRIOR
C35

C35

REMARKS

For Identification of C35 See 47.02A

1	Top Cover & Cross Shaft Bearing Cap	A079F6177F	1	
2	Top Cover & Cross Shaft Bearing Cap	A082F6327F		1
2	Dowel, Top Cover Locating	A079F6189F	4	4
3	Setscrew, M7 x 35, Top Cover	A079F6192F	3	2
3	Setscrew, M7 x 25, Top Cover	A079F6191F	5	4
4	Setscrew, M7 x 28, Top Cover	A079F6190F	4	
4	Setscrew, M7 x 50, Top Cover	A079F6198F	2	4
5	Shouldered Screw	A079F6197F	2	
5	Shouldered Screw			1
6	Washer, Top Cover Screw	A079F6200F	4	4
7	Filler Plug	A079F6178F	1	1
8	Gasket, Filler Plug	A079F6179F	1	1
9	Cross Shaft Assembly	A082F0755K	1	
9	Cross Shaft Assembly	A082F4060F		1
9	Cross Shaft Assembly	B082F4060F		1
10	Cross Shaft Assembly	C082F4107F		1
10	'O' Ring, Cross Shaft	A079F6055F	2	
10	'O' Ring, Cross Shaft	A082F6312F		2
11	Selector Shaft, Reverse	A079F6172F	1	1
12	Selector Shaft, 5th	A079F6171F	1	
12	Selector Shaft, 5th	A082F6340F		1
12	Plunger, Interlock Relay (Thro' Rod)	A082F6339F		1
13	Selector Shaft, 3rd & 4th	A079F6170F	1	
13	Selector Shaft, 3rd & 4th	A082F6338F		1
13	Plunger, Interlock Relay (Thro' Rod)	A082F6339F		1
14	Selector Shaft, 1st & 2nd	A079F6169F	1	1
15	Relay Dog, Reverse Selector Shaft	A079F6165F	1	1
16	Selector Fork, Reverse	A079F6164F	1	1
17	Relay Dog, 5th Selector Shaft	A079F6160F	1	

R/B B082F4060F
Use With M8 Linkage Pivot Bolt
Prior to '85 M.Y.
1985 Model Year on

Turbo 47.06A
Page 1

ILLUS
NO.

QUANTITY

MAY 1991

47.06A

DESCRIPTION

PART NUMBER

PRIOR
C35

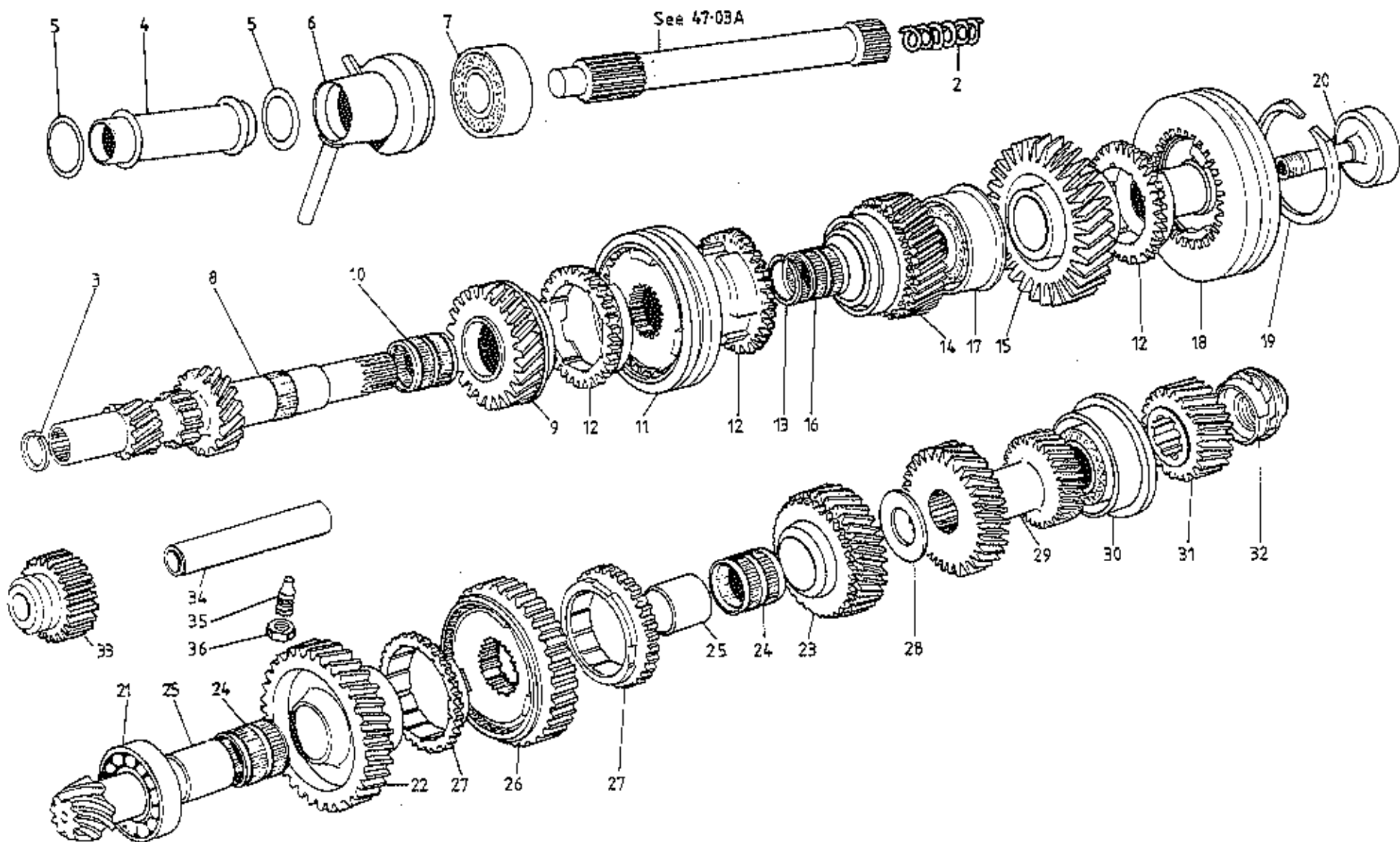
C35

REMARKS

18	Relay Dog, 5th Selector Shaft	A082F6341F		1
	Selector Fork, 5th	A079F6163F	1	
	Selector Fork, 5th	A082F6335F		1
19	Selector Fork, 3rd & 4th	A079F6162F	1	1
20	Selector Fork, 1st & 2nd	A079F6161F	1	1
21	Locking Screw, Fork/Relay to Shaft	A079F6166F	4	3
	Locking Wire, Fork/Relay Screw	A079F6168F	4	3
	Screw, 5th Fork to Shaft	A082F6337F		1
	Spring Washer, 5th Fork Screw	A082F6336F		1
22	Setscrew, M9 x 25, Fork Clamping	A079F6221F	4	4
23	Interlock Plunger, Short	A079F6174F	2	2
24	Interlock Plunger, Long	A079F6173F	1	1
25	Blanking Plug, 12mm Diameter	A079F6184F	2	2
	Blanking Plug, 17mm Diameter	A079F6183F	1	1
26	Detent Ball, Selector Shaft	A079F6176F	4	4
27	Spring, Detent Ball	A079F6175F	4	
	Spring, Detent Ball	A082F6347F		4

Turbo 47.06A

Page 2



TURBO
4707A

ILLUS
NO.

QUANTITY

MAY 1991

47.07A

DESCRIPTION

PART NUMBER

PRIOR
C35

C35

REMARKS

2	Spring, Clutch Shaft Endthrust	A079F6067F	1	1	
3	Circlip, Clutch Shaft Retention	A079F6068F	1	1	
4	Support Tube, Clutch Release Bearing	A082F0754E	1	1	
5	'O' Ring, Support Tube Sealing	A079F6096F	2	2	
6	Scroll and Housing	A079F4032K	1	1	
7	Ball Bearing, Primary Shaft Front	A079F6069F	1	1	
8	Primary Shaft	A079F6060F	1	1	
9	Drive Pinion, 3rd, Primary Shaft	A079F6064F	1	1	R/B A082F6317F
	Drive Pinion, 3rd, Primary Shaft	A082F6317F	1	1	Supplied With Matched Synchro. Ring
10	Needle Roller Bearing, 3rd Pinion	A079F6061F	1		R/B A082F6348F
	Needle Roller Bearing, 3rd Pinion	A082F6348F		1	
11	Synchroniser Assembly, 3rd & 4th	A079F6072F	1		
	Synchroniser Assembly, 3rd & 4th	A082F6332F		1	
12	Synchro Ring, 3rd, 4th & 5th	A079F6073F	3	3	
13	Stop Ring, 3rd & 4th Synchro 2.20	A079F6074F)		
	Stop Ring, 3rd & 4th Synchro 2.25	A079F6075F)		
	Stop Ring, 3rd & 4th Synchro 2.30	A079F6076F) 1	1	Selective
	Stop Ring, 3rd & 4th Synchro 2.35	A079F6077F)		
14	Drive Pinion, 4th, Primary Shaft	A079F6107F	1	1	
15	Drive Pinion, 5th, Primary Shaft	A079F6108F	1	1	
16	Needle Roller Bearing, 4th & 5th Pinion	A079F6109F	2		R/B A082F6349F
	Needle Roller Bearing, 4th & 5th Pinion	A082F6349F		2	
17	Double Ball Bearing, Primary Shaft Rear	A079F6098F	1		R/B A082F6321F
	Double Ball Bearing, Primary Shaft Rear	A082F6321F		1	
18	Synchroniser Assembly 5th	A079F6094F	1		
	Synchroniser Assembly, 5th	A082F6325F		1	
19	Circlip, 5th Synchroniser	A079F6092F	1	1	
20	Screw, 5th Hub to Primary Shaft	A079F6097F	1		
	Screw, 5th Hub to Primary Shaft	A082F6322F		1	
	Oil Tube, 5th Hub Screw	A082F6323F		1	
21	Roller Bearing, Secondary Shaft Front	A079F6116F	1		R/B A082F6334F
	Roller Bearing, Secondary Shaft Front	A082F6334F		1	

ILLUS
NO.

QUANTITY

MAY 1991

47.07A

DESCRIPTION

PART NUMBER

PRIOR
C35

C35

REMARKS

22	Driven Pinion, 1st, Secondary Shaft	A079F6102F	1	1	
23	Driven Pinion, 2nd, Secondary Shaft	A079F6103F	1	1	R/B A082F6316F
	Driven Pinion, 2nd, Secondary Shaft	A082F6316F	1	1	Supplied With Matched Synchro. Ring
24	Needle Roller Bearing, 1st/2nd Pinion	A079F6104F	2	2	
25	Sleeve, 1st/2nd Pinion Bearing	A079F6118F	2	2	
26	Synchroniser Assembly, 1st & 2nd	A079F6089F	1		
	Synchroniser Assembly, 1st & 2nd	A082F6333F		1	
27	Synchro Ring, 1st & 2nd	A079F6090F	2	2	
28	Spacer Washer, 1.65	A079F6119F)		
	Spacer Washer, 1.69	A079F6120F)		
	Spacer Washer, 1.73	A079F6121F)		
	Spacer Washer, 1.77	A079F6122F)		
	Spacer Washer, 1.81	A079F6123F)		
	Spacer Washer, 1.85	A079F6124F)		
	Spacer Washer, 1.89	A079F6125F)		
	Spacer Washer, 1.93	A079F6126F) 1	1	Selective
	Spacer Washer, 1.97	A079F6127F)		
	Spacer Washer, 2.01	A079F6128F)		
	Spacer Washer, 2.05	A079F6129F)		
	Spacer Washer, 2.09	A079F6130F)		
	Spacer Washer, 2.13	A079F6131F)		
	Spacer Washer, 2.17	A079F6132F)		
	Spacer Washer, 2.21	A079F6133F)		
	Spacer Washer, 2.25	A079F6134F)		
	Spacer Washer, 2.29	A079F6135F)		
28	Spacer Washer, 2.33	A079F6136F)		
	Spacer Washer, 2.37	A079F6137F)		
	Spacer Washer, 2.41	A079F6138F)		
	Spacer Washer, 2.45	A079F6139F)		
	Spacer Washer, 2.49	A079F6140F)		
	Spacer Washer, 2.53	A079F6141F)		
	Spacer Washer, 2.57	A079F6142F)		

Turbo 47.07A

Page 2

ILLUS
NO.

QUANTITY

MAY 1991

47.07A

DESCRIPTION

PART NUMBER

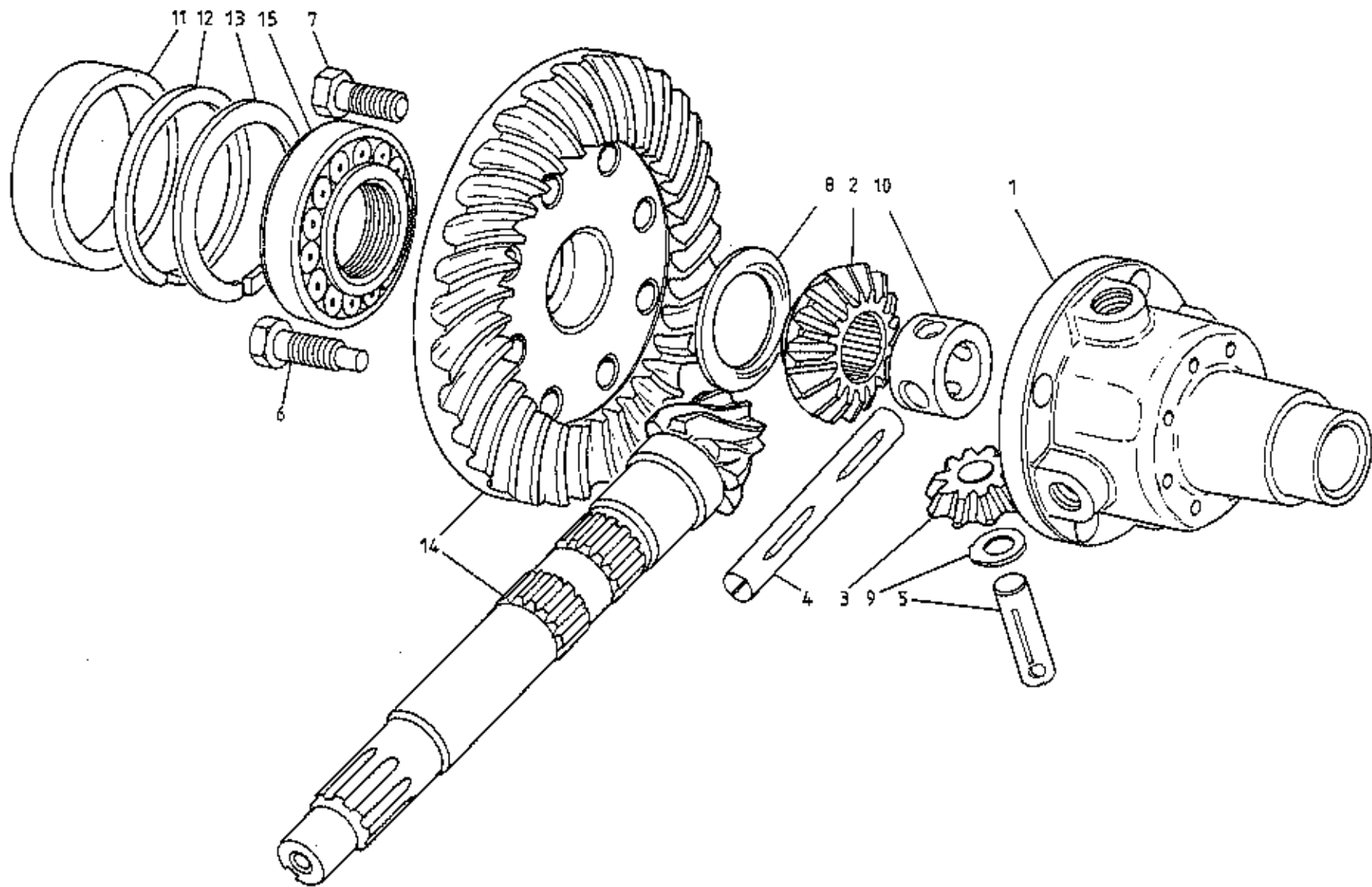
PRIOR
C35

C35

REMARKS

	Spacer Washer, 2.61	A079F6143F)			
	Spacer Washer, 2.65	A079F6144F)			
	Spacer Washer, 2.69	A079F6145F)			
	Spacer Washer, 2.73	A079F6146F)	1	1	Selective
	Spacer Washer, 2.77	A079F6147F)			
	Spacer Washer, 2.81	A079F6148F)			
	Spacer Washer, 2.85	A079F6149F)			
	Spacer Washer, 2.89	A079F6150F)			
	Spacer Washer, 2.93	A079F6151F)			
	Spacer Washer, 2.97	A079F6152F)			
	Spacer Washer, 3.01	A079F6153F)			
	Spacer Washer, 3.05	A079F6154F)			
	Spacer Washer, 3.09	A079F6155F)			
	Spacer Washer, 3.13	A079F6156F)			
29	Driven Pinion, 3rd/4th Secondary Shaft	A079F6157F)	1	1	
30	Double Ball Bearing, Secondary Shaft Rear	A079F6115F)	1		R/B A082F6326F
	Double Ball Bearing, Secondary Shaft Rear	A082F6326F)		1	
31	Driven Pinion, 5th, Secondary Shaft	A079F6158F)	1	1	
32	Nut/Speedo Drive Gear	A079F6114F)	1	1	
33	Idler Gear, Reverse, Inc. Bush	A079F6112F)	1	1	
34	Spindle, Reverse Idler Gear	A079F6099F)	1	1	
35	Screw, Reverse Gear Spindle	A079F6100F)	1	1	
36	Nut, Reverse Spindle Screw	A079F6101F)	1	1	

Turbo 47.07A
Page 3



TURBO
47.11A

ILLUS
NO.



QUANTITY

47.11A

DESCRIPTION

PART NUMBER

ALL

REMARKS

1	Housing	A079F6231F	1		
2	Planet Wheel	A079F6232F	2		
3	Satellite Wheel	A079F6233F	4		
4	Satellite Spindle, Long	A079F6234F	1		
5	Satellite Spindle, Short	A079F6235F	2		
6	Locking Screw, Satellite Wheel	A079F6237F	3		R/B A082F6318F
	Locking Screw, Satellite Wheel	A082F6318F	3		
7	Locking Screw, Crown Wheel	A079F6238F	5		
8	Planet Wheel Washer 1.52	A079F6239F)		
	Planet Wheel Washer 1.58	A079F6240F)		
	Planet Wheel Washer 1.64	A079F6241F) 1		Selective
	Planet Wheel Washer 1.70	A079F6242F)		
	Planet Wheel Washer 1.76	A079F6243F)		
	Planet Wheel Washer 1.82	A079F6244F)		
9	Satellite Gear Washer 1.54	A079F6245F	>		
	Satellite Gear Washer 1.62	A079F6246F	>		
	Satellite Gear Washer 1.70	A079F6247F	> 1		Selective
	Satellite Gear Washer 1.78	A079F6248F	>		
10	Crosshead Bush	A079F6236F	1		
11	Spacer	A079F6249F	1		
12	Spacer, 2.9	A079F6250F)		
	Spacer, 3.3	A079F6251F)		
	Spacer, 3.7	A079F6252F)		
	Spacer, 4.1	A079F6253F) 1		Selective
	Spacer, 4.5	A079F6254F)		
	Spacer, 4.9	A079F6255F)		
	Spacer, 5.3	A079F6256F)		
	Spacer, 5.7	A079F6257F)		

FEB 1987

d6p14

Turbo 47.11A
Page 1

ILLUS
NO.



QUANTITY

7/17/86

47.11A

DESCRIPTION

PART NUMBER

ALL

REMARKS

13	Adjusting Washer, 3.00	A079F6259F	▶	
	Adjusting Washer, 3.05	A079F6260F	▶	
	Adjusting Washer, 3.10	A079F6261F	▶	
	Adjusting Washer, 3.15	A079F6262F	▶	
	Adjusting Washer, 3.20	A079F6263F	▶	
	Adjusting Washer, 3.25	A079F6264F	▶	
	Adjusting Washer, 3.30	A079F6265F	▶	
	Adjusting Washer, 3.35	A079F6266F	▶	
14	Crown Wheel and Pinion	A079F6267F	▶	
15	Roller Bearing	A079F6258F	▶	

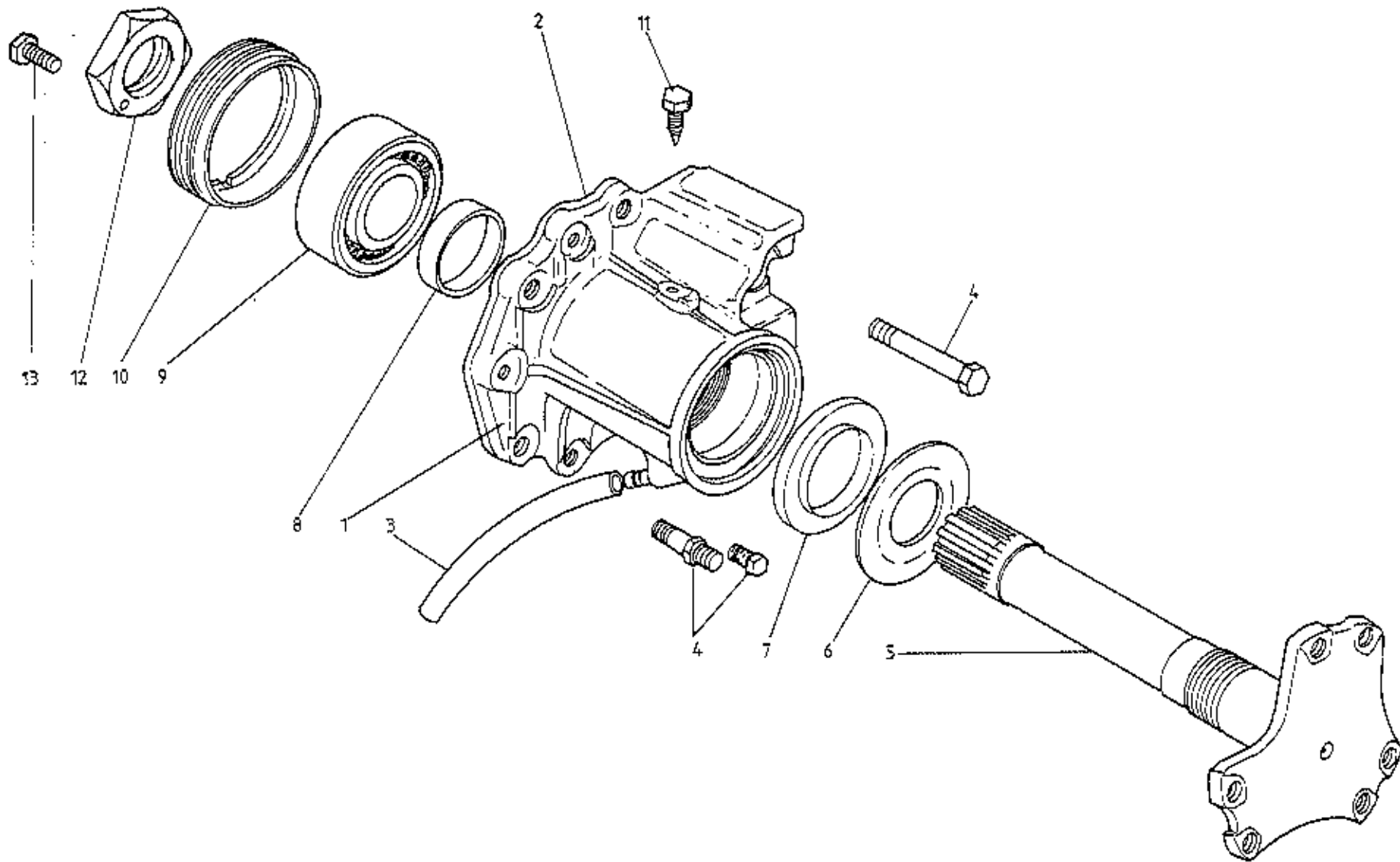
1

Selective

1

2

Turbo 47.11A
Page 2



TURBO
47.15A

ILLUS
NO.

MAY 1991

47.15A

DESCRIPTION

PART NUMBER

QUANTITY

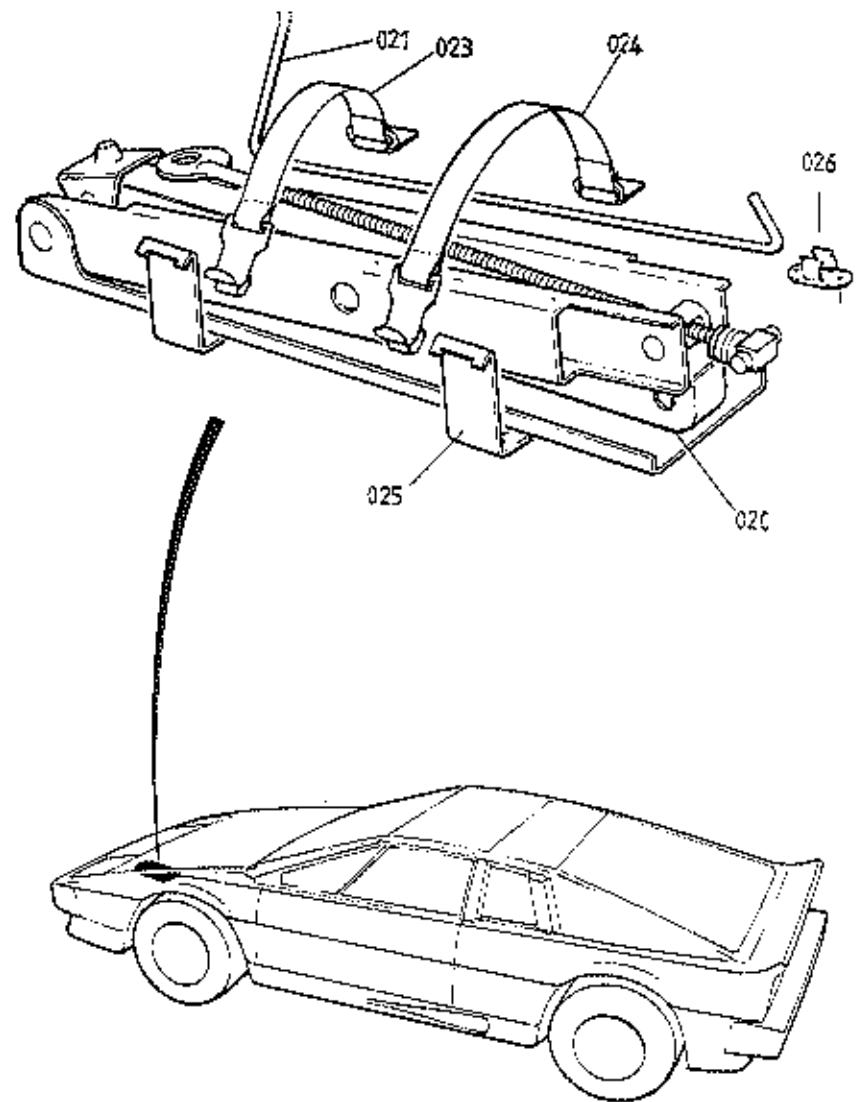
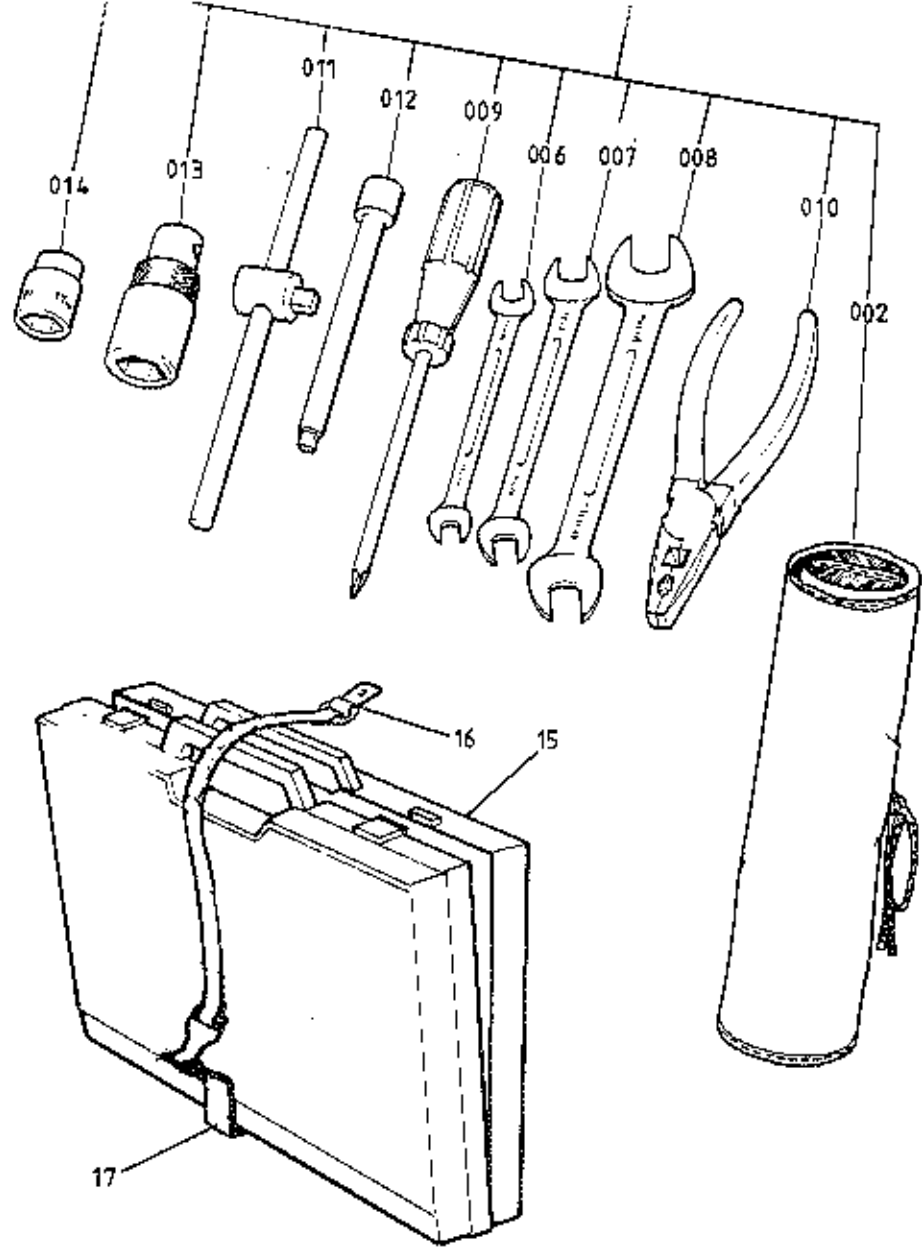
PRIOR
C35

C35

REMARKS

1	Housing, Diff. Output Shaft, RE	A079F6275F	1	
	Housing, Diff. Output Shaft, RH	A082F6342F		1
	Housing, Diff. Output Shaft, LH	A079F6276F	1	
	Housing, Diff. Output Shaft, LH	A082F6343F		1
2	Gasket, Output Shaft Housing	E079F6028F	2	2
3	Drain Hose, Output Shaft Housing	A079F4019F	2	2
4	Bolt, M7 x 20, Output Hsg./Trans.	A079F6218F	1	
	Bolt, M7 x 25, Output Hsg./Trans.	A079F6191F	5	1
	Bolt, M7 x 70, Output Hsg./Trans.	A079F6287F	2	
	Bolt, M9 x 30, Output Hsg./Trans.	A079F6204F	10	10
	Bolt, M9 x 75, Output Hsg./Trans.	A079F6286F	2	4
5	Shaft, Diff. Output, RH	A079F6281F	1	1
	Shaft, Diff. Output, LH	A079F6280F	1	1
6	Washer, Oil Retaining	A079F6282F	2	2
7	Oil Seal, Output Shaft	A079F6288F	2	2
8	Thrust Ring	A079F6283F	2	2
9	Double Ball Bearing	A079F6277F	2	2
10	Ring Nut, Bearing to Housing	A079F6278F	2	
	Ring Nut, Bearing to Housing	A082F6344F		2
11	Locking Screw, Ring Nut to Housing	A079F6279F	2	2
12	Nut, Bearing to Output Shaft	A079F6284F	2	2
13	Locking Screw, Output Shaft Nut	A079F6285F	2	2

Turbo 47.15A



TURBO
6001A

ILLUS
NO.

QUANTITY

MAY 1991

60.01A

DESCRIPTION

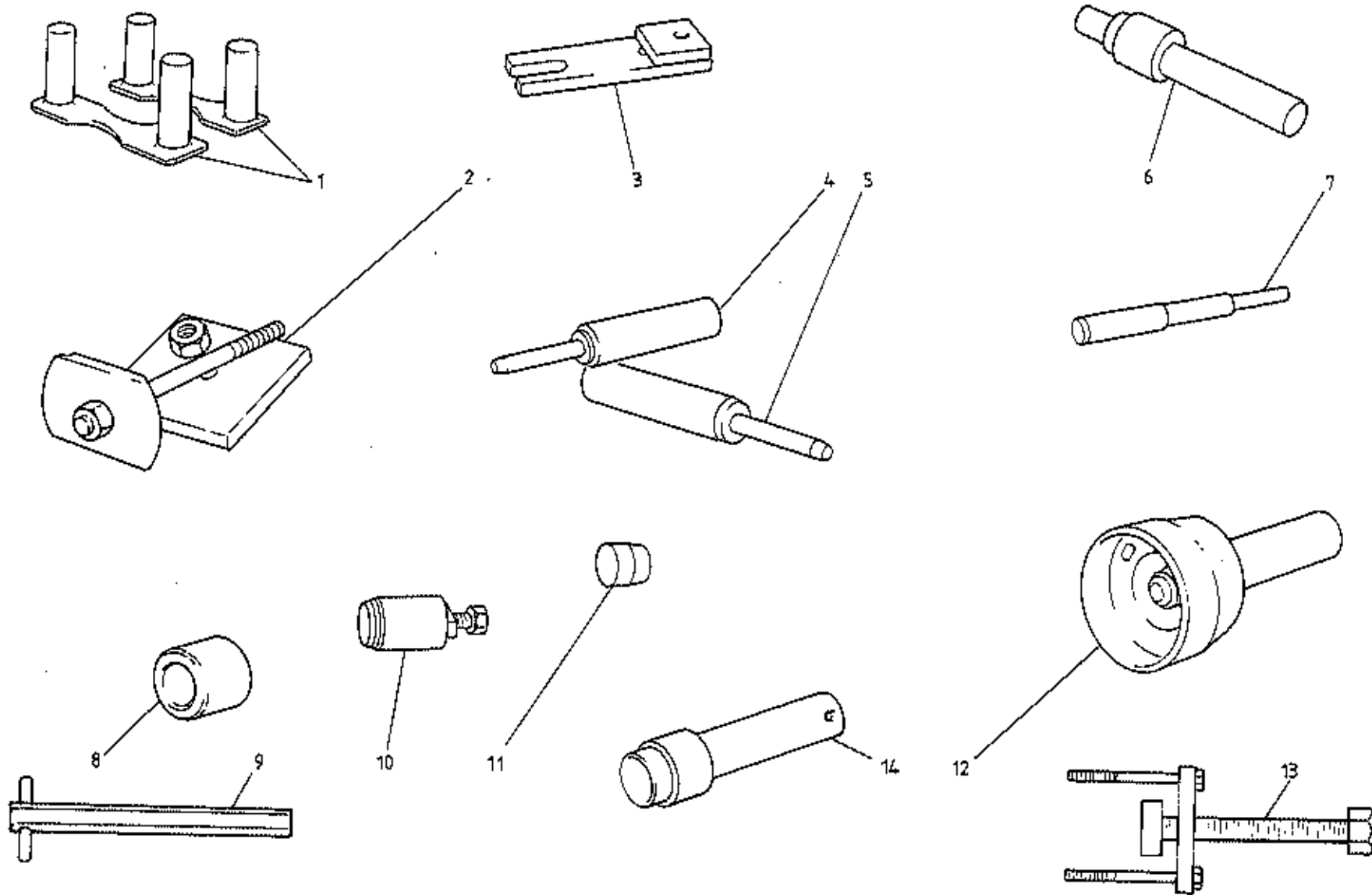
PART NUMBER

ALL

REMARKS

001	Toolkit & Roll	B075T0728J	1	With Comperotive Wheels)
	Toolkit & Roll	A082T4003J	1	With BBS Wheels)
002	Roll, Toolkit	A075T0369K	1)
006	Spanner, O/E, 8 x 10	B075T6003F	1)
007	Spanner, O/E, 10 x 13	B075T6004F	1)
008	Spanner, O/E, 13 x 17	B075T6005F	1) 'Roll' type
009	Screwdriver, Posidrive no. 2	B075T6006F	1) Toolkit
010	Pliers	B075T6007F	1)
011	'T' Bar, Sliding	B075T6008F	1)
012	Extension, 5 in., 3/8 in. Drive	B075T6009F	1)
013	Spark Plug Socket, 13/16 in.	B075T6011F	1)
014	Socket, 19mm	B075T6010F	1	In Toolkit B075T0728J)
	Socket, 17mm	B082T6001F	1	In Toolkit A082T4003J)
015	Toolkit & Plastic Case	A082T4005F	1	>
016	Strap, Tool Case Retention	A089U1412F	1	>Plastic Case type Toolkit
017	Hook, Tool Case Strap	B082U4715K	1	>
	Rivet, Strap & Hook Fix	A075W6065Z	3	>
	Washer, Rivet	A075W4013F	3	>
	Jack, (Scissor Type)	B065T0347ZE	1	
020	Jack, (With Integral Baseplate)	A085T4004K	1	2/3 A082T4003F
021	Handle, 145mm Crank	B085T6002F	1	
	Handle, 265mm Crank	A075T0350F	1	
023	Strap, Jack Retention, (Front)	A079U4033F	1	
024	Strap, Jack Retention, (Rear)	A082U5024F	1	
025	Anchor Hook, Jack Strap	B082U4715K	2	
	Pop Rivet, Strap and Anchor Fixing	A075W6099F	6	
026	Clip, Jack Handle Stowage (2 Hole Fix)	A079W6146F	2/3)
	Clip, Jack Handle Stowage (1 Hole Fix)	A079W6145F	1) As Fitted

Turbo 60.01A



TURBO
60-02A

ILLUS
NO.

QUANTITY

60.02A

DESCRIPTION

PART NUMBER

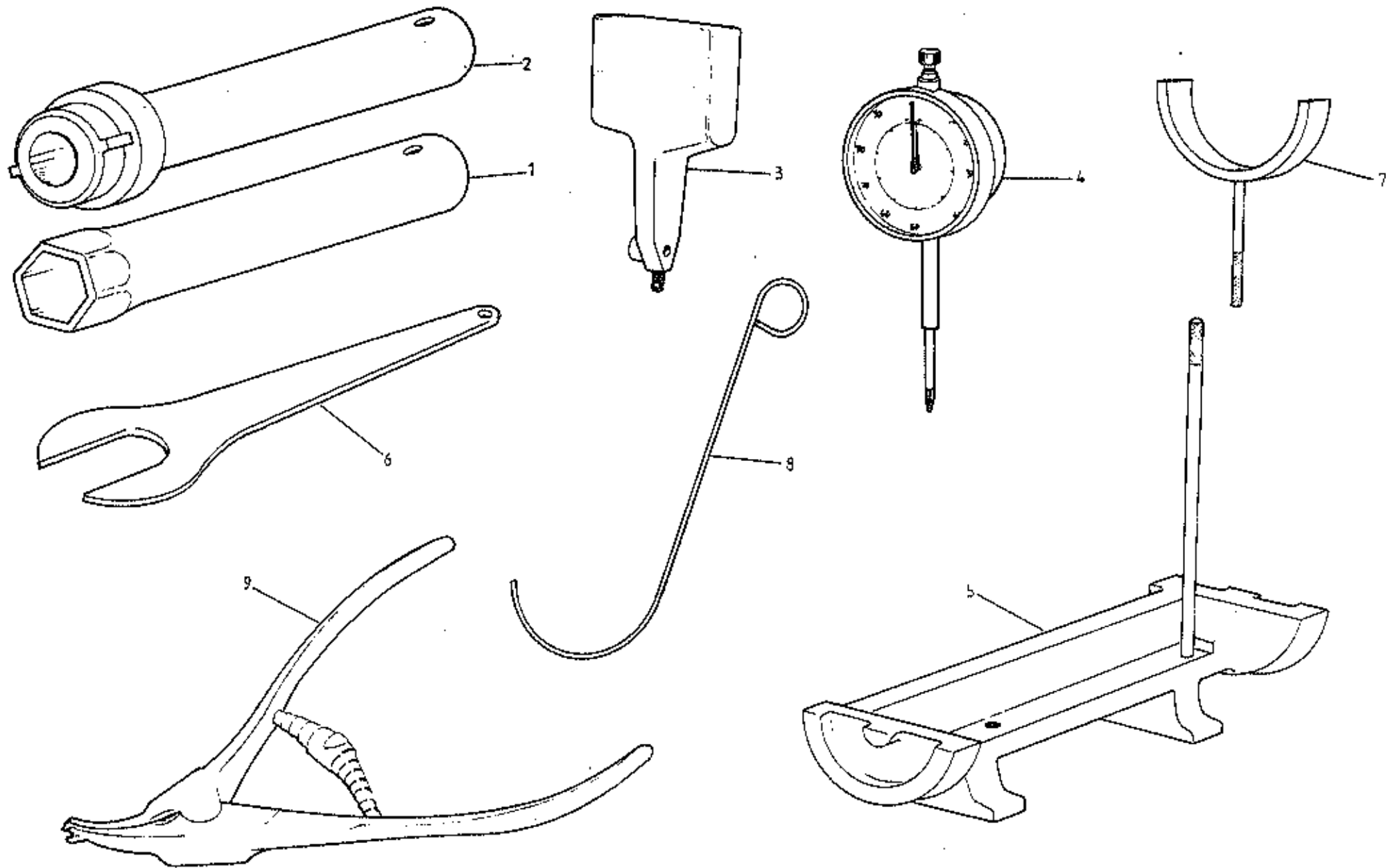
ALL

REMARKS

1	Engine Special Tool Kit Assembly	T000L0002A	1	Comprises * Items
2	Cylinder Liner Clamps*	T000T0002A	2	
2	Cylinder Liner Extractor*	T000T0012A	1	
3	Cylinder Liner Nip Gauge*	T000G0003A	1	
4	Drift, Inlet Valve Seat*	T000T0093A	1	
5	Drift, Exhaust Valve Seat*	T000T0094A	1	
6	Insertor, Spigot Bearing*	T000T0242A	1	
7	Drift, Valve Guide*	T000T0004A	1	
8	Insertor, Camshaft Oil Seal*	T000T0010A	1	
9	Spanner, Oil Pick-Up Pipe Union*	T000T0083A	1	
10	Extractor, Camshaft Oil Seal*	T000T0011A	1	
11	Sleeve, Camshaft Oil Seal*	T000T0072A	1	
12	Pilot, Rear Oil Seal, Crankshaft*	T000T0084A	1	
13	Puller, Crankshaft Pulley*	T000T0170A	1	
14	Pilot, Front Cover*	T000T0009B	1	
	Clips, Tool Retention, set c/w Fixings	T000L0005A	1	R/B T000G0025J Cantilevered Type
	Shadow Sheet, Self Adhesive	T000T0271A	1	
	Tool Board	T000T0270A	1	
	Burroughs Gauge, Toothed Belt	T000T0290A	1	
	Burroughs Gauge, Toothed Belt	T000G0025J	1	
	Torx Socket, Cam Housing Bolt	T000T0443A	1	
	Carburettor Balance Adaptors	T000T0496F	4	
	Carburettor Float Setting Bar	T000T0498F	1	
	Carburettor Manometer	T000T0499M/F	1	
	Rear Brake Caliper Spreader	T000T0556F	1	
	Screen Removal Tool	A075B6169F	1	

M-With Mercury, F-Without Mercury
1985 Model Year

Turbo 60.02A



TURBO
60-04A

ILLUS
NO.

QUANTITY

60.04A

DESCRIPTION

PART NUMBER

ALL

REMARKS

Transmission Tool Kit,
Comprises

T000L0621A

1

- 1 Spanner, Bearing to Shaft Nut
- 2 Spanner, Bearing to Housing Lock Ring
- 3 Dial Gauge Support
- 4 Dial Gauge
- 5 Pinion Setting Fixture
- 6 Spanner, Speedo Drive Nut
- 7 Syncro Gauges (set of 6)
- 8 Reverse Selector Gauge
- 9 Circlip Pliers, 3rd/4th Syncro Hub

T000T0612F

1

T000T0613F

1

T000T0614F

1

T000T0615F

1

T000T0616F

1

T000T0617F

1

T000T0618F

1

T000T0619F

1

T000T0620F

1

1st/2nd gear

FEB 1987

d6p19

Turbo
60.04A

Part Numbers in Function Code Groups10.01

A082B4686	Bulkhead Lower LHD	1
A082B4687	Bulkhead Lower RHD	1

12.05

A082U5772	Decal 'Limited Edition' Gold (Red cars)	2
A082U5773	Decal 'Limited Edition' Silver (Blue & Grey cars)	2
A082U5776	Decal Limited Edition Numbers - Gold	(2 sets - nos. to
A082U5777	Decal Limited Edition Numbers - Silver	(be specified

14.08

A082V7433J	Centre console trimmed (State VIN and Colour)	1
U A082V5765K	Brkt assy radio (in light box)	1
A082V5766K	Frame brkt radio	1
C082V5757K*	Trim centre console *state VIN + Colour	1
A082U5061K	Frame console	1
A082U5062J	Tunnel top ctr console assy	1

14.12

A082V6134F	Plaque fascia limited edition	1	(sterling silver)
A082V7427K	Plate mtg, plaque	1	
A079W3060F	Nut nyloc M3	2	Mtg plate fix
A075W4062F	Washer 5/32" x 3/8"	2	Mtg plate fix

15.35

A082V6119V	Footmat gold Lotus logo	RH
A082V6122V	" " " "	LH
A082V6120V	" grey " "	RH
A082V6123V	" " " "	LH
A082V6121V	" blue " "	RH
A082V6124V	" " " "	LH

17.27

A082V4793F	Board amplifier	1
A082U5767	Bracket tunnel LHD	1
A082U5768	" " RHD	1
A082U5769	" Wheelarch LHD	1
A082U5770	" " RHD	1

.... / Continued

A075W1030F	Setscrew M6 x 20mm	5
	Board to Bracket	
A075W3009F	Nut nyloc M6	5
	Board to Bracket	
A075W4013F	Washer M6 x 12 x 1.4 mm	10
	Board to Bracket	
A082M6326F	Radio/cassette player Clarion 980	1
A082M6327F	Equaliser unit Clarion L0550EX	1
A082M4654	Amplifier power, Clarion 802HA	1
A082M6329F	Speaker, woofer, SE602	1 pr
A082M4651F	Crossover unit, passenger side	1
A082M4652F	Crossover unit, drivers side	1
A082M4658F	Speaker tweeter	1 pr
A082M4647F	Harness, speaker, drivers side	1
A082M4648F	Harness, speaker, passengers side	1
A082M4649F	Harness, jump, amp/crossover LHD	1
A082M4650F	" " " " RHD	1
A082M4653F	Harness, jump, amplifier	1
A082M4655F	Harness, amp, power supply	1 (tape on)
A082M4656F	Filter, power supply	1
A082M4657F A082M4658K	Bracket graphic equaliser (small bracket secures each side of g.c. to top of radio unit frame)	2
A082M6332F	Handbook, frequency allocation	1
A082M4659H	Probe ice detector	1
A036B6182Z	Grommet ice detector	1

34.01

A082G6030H	Wheel, Front, gold, polished rim	2
A082G6031H	Wheel/tyre assy Front, gold, polished rim	2
A082G6032H	Wheel, Rear, gold, polished rim	2
A082G6033H	Wheel/tyre assy, Rear, " " "	2
A082G6034H	Wheel, Front, polished rim	2
A082G6035H	Wheel/tyre assy front, polished rim	2
A082G6036H	Wheel rear, polished rim	2
A082G6037H	Wheel/tyre assy rear, polished rim	2

60.05

A082V6125V	Luggage, sky valet, gold pigskin
A082V6126V	Luggage, overnight case, gold pigskin
A082V6127V	Luggage, mens attaché, gold pigskin
A082V6128V	Luggage, sky valet, blue pigskin
A082V6129V	Luggage, overnight case, blue pigskin
A082V6130V	Luggage, mens attaché, blue pigskin
A082V6131V	Luggage, sky valet, grey pigskin
A082V6132V	Luggage, overnight case, grey pigskin
A082V6133V	Luggage, mens attaché, grey pigskin

Paint Code ICI Ref No.

A082B6087V	Paint Silver Frost Metallic	A45	P421-7805
A082B6109V	Paint Shadow Grey	A57	679-1090B
A082B6190V	Paint Mediterranean Blue	A52	P421-8054
A082B6100V	Paint Essex Blue	A34	P421-7219
A082B6150V	Paint Calypso Red	A23	P420-GJ23
A082B6106V	Paint Cherry Red	A55	JT76