




Lotus Cars Limited

Norwich, Norfolk, NR14 8EZ, England. Telex 97401
Telephone: (0953) 608000 Telefax: (0953) 606884



ESPRIT 3

SERVICE PARTS LIST

Part No. B085T0325Z

Updated 1st November 2013

© Lotus Cars Ltd., 1987

VEHICLE IDENTIFICATION NUMBER

The Vehicle Identification Number (VIN) is stamped on a plate fixed to the right or left hand wheelarch inside the front luggage compartment. This number is repeated on the right hand side of the chassis frame, visible from within the right hand front wheelarch. This number should be quoted in all enquiries regarding the vehicle. The seventeen characters of the VIN are coded in accordance with EEC directives as follows:

NOTES

- Separate serial number sequences are used for the following groups of chassis market (character 12):

D

A, E, G, H, S

- For change point identification in Parts Lists, Service Notes and Service Bulletins, the following VIN characters ONLY will be quoted:

Domestic & Export - 5, 6, 12, 14 to 17

Example A typical change point could be listed as follows:

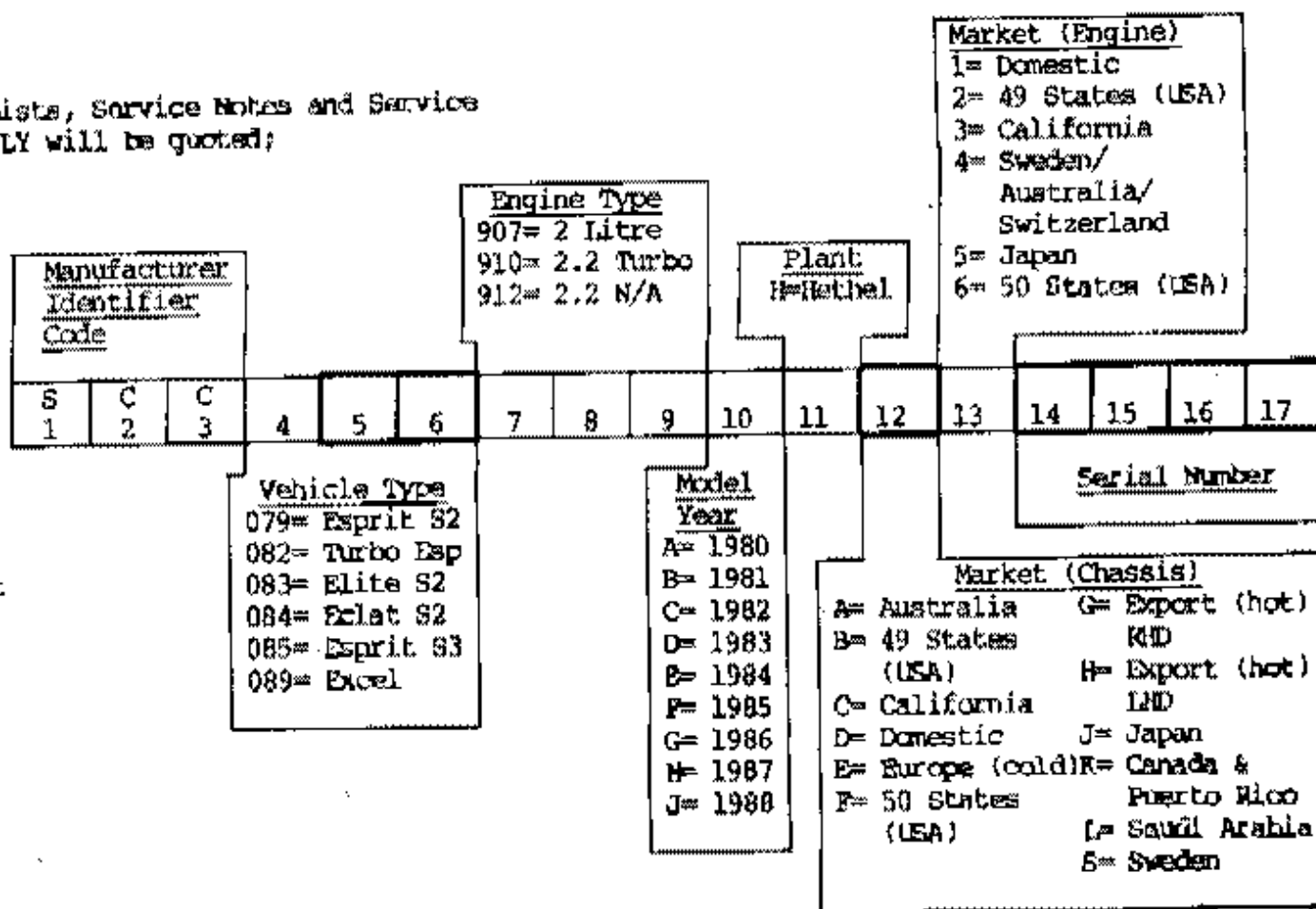
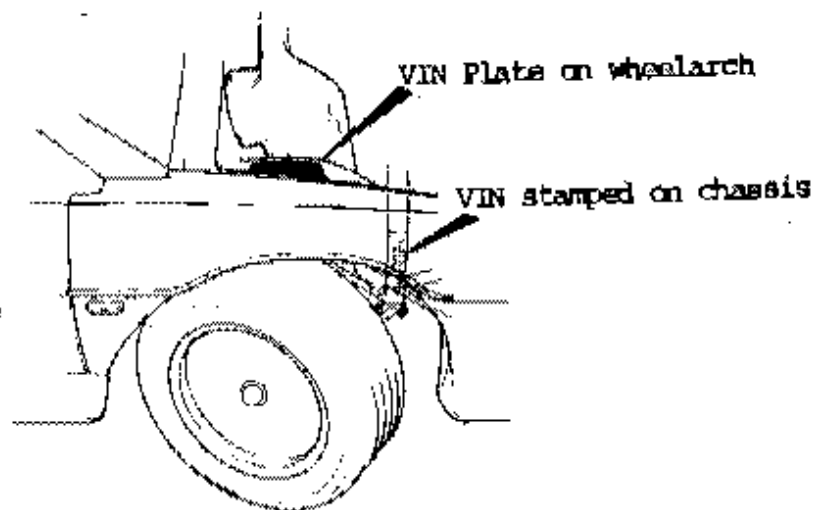
85 D 2427 (Domestic)

85 A/E/G/R/S 0724 (Export)

Note that the two numbers are needed to identify the single change point due to the different serial number sequences outlined in Note 1.

If a 'dash' is used in place of the chassis market letter code (e.g. 85 - 0724), this is the change point for all markets not otherwise listed.

FDLAAA/8



INDEX

<u>Function Code</u>	<u>Contents</u>	<u>Function Code</u>	<u>Contents</u>
<u>10.00</u>	<u>BODY STRUCTURE</u>	<u>40.00</u>	<u>ENGINE</u>
10.01A	Bodyshell, Front Body Repair Sections	40.01A	Block, Main Bearing Housing, Mountings
10.02A	Rear Body Repair Sections	40.03A	Sump
	Timber Bulkhead, Speaker Bins	40.05A	Cylinder Head
10.05A	Seat Belt Mounting Beam, Scuttle Beam, Jacking Plates, Seat Belt Sill Plates	40.07A	Prior to Eng. No. 22891 Camshafts, Cam Housings
10.07A	Headlamp Pods, Pod Pivots	40.07B	From Eng. No. 22891 Camshafts, Cam Housings
10.09A	Front Bonnet & Release Mechanism	40.09A	Pistons & Liners. Con. Rods
10.11A	Tailgate & Release Mechanism	40.11A	Crankshaft & Flywheel
10.13A	Engine Compartment, Engine & Gearbox Undertrays	40.13A	Std. Engine Water Pump
10.15A	Door Shell, Door Beam, Hinge Post	40.13B	'H.C.' Engine Water Pump
10.17A	Door Handles, Lock Mechanism, Striker Post	40.15A	Aux. Hsg. Oil Pump, Filter
10.23A	Bumpers, Sills, Valence, Spoiler	40.17A	Distributor, Ignition System, Coil Box
<u>11.00</u>	<u>GLAZING, DOOR WEATHERSTRIPS, WINDOW LIFT</u>	40.19A	Alternator, Starter Motor
11.01A	Glass, Finishers, Door Weatherstrips	40.21A	Exhaust Manifold
11.02A	Door Window Frame, Lift Mechanism	40.23A	A/C Compressor
11.05A	'Glass Roof'	40.28A	Engine Upper Gasket Sets
<u>12.00</u>	<u>EXTERIOR HARDWARE & TRIMS</u>	40.28B	Engine Lower Gasket Set
12.01A	Capp. Rails, Air Scoops, 'B' Post Fin. Wind Defl	<u>41.00</u>	<u>BELTS & PULLEYS</u>
12.05A	Waistband Finisher, Decals	41.01A	Std. Engine Camshaft Belt, Pulleys, Tensioner
12.09A	Door Mirrors	41.01B	'H.C.' Engine Camshaft Belt, Pulleys, Tensioner
<u>13.00</u>	<u>SEATS & SEAT BELTS</u>	41.03A	Auxiliary Belts, Pulleys
13.03A	Seat Frames & Runners	<u>42.00</u>	<u>INDUCTION SYSTEM</u>
13.09A	Seat Foams, Suspension & Backboard	42.01A	Airbox, Intake Silencer, Trunking
13.11A	Trimmed Seats, Trimmed Backboard	42.03A	Carburettor Assys. Fuel Pipe Assy.
13.27A	Seat Belts, Reel Cover	42.04A	Carburettor Internal Components
<u>14.00</u>	<u>PEDAL BOX & FASCIA</u>	42.07A	Inlet Manifold, Carb. Spacer Plates
14.01A	RHD Pedal Box, Throttle & Choke Cables	<u>43.00</u>	<u>EMISSION SYSTEM</u>
14.01B	LHD Pedal Box, Throttle & Choke Cables	43.03A	'H.C.' Engine Engine Man. Vacuum Pipes & Thermal Valves
14.05A	Fascia Trimmed Panels. Column Shroud	43.04A	Crankcase Breather System
14.07A	Binnacle Instrument Panels & Masks	<u>44.00</u>	<u>FUEL SYSTEM</u>
14.08A	Centre Console, Light Box, G/Lever Gaiter	44.01A	Fuel Tanks, Fillers, Sender Unit
14.10A	Trimmed Instrument Binnacle	44.03A	Pump, Filter, Pipes
14.12A	Glovebox	44.05A	Fuel Tank Breather System
<u>15.00</u>	<u>INTERIOR TRIM</u>	<u>45.00</u>	<u>EXHAUST</u>
15.01A	Roof Trim, Mirror, Sun Visors	45.03A	Exhaust System, Mountings
15.11A	Rear Bulkhead Trim	45.05A	Heat Shields
15.13A	Door Trim	<u>46.00</u>	<u>COOLING</u>
15.19A	Tunnel Trim, G/Lever Lower Gaiter	46.01A	Prior VIN † Radiator, Duct, Fans, Pipes, Header

15.24A Rear Luggage Compartment Carpet
 15.30A Passenger Compartment Carpet. H/Brake Gaiter
 16.00 SOUND INSULATION
 16.01A Passenger Compartment Insulation
 16.02A Body Underside Insulation
 17.00 ELECTRICAL
 17.01A Harness & Leads
 17.03A Relays, Delay Units, Horns
 17.05A Switches, Fibre Optics
 17.07A Instruments, Tell Tale Lamps
 17.09A Speedo Cable, Oil/Boost Pipes
 17.11A Exterior Lamps, Except Headlamps
 17.13A Headlamps & Surrounds
 17.15A Headlamp Lift Mechanism
 17.17A Interior Lamp, Courtesy Switches
 17.19A Fuse Boxes, Radiator Fan Thermal Trip
 17.21A Windscreen Wiper & Washer
 17.27A Radio/Cassette, Speakers, Aerial
 17.29A Suppression Devices
 17.31A Battery, Battery Cables
 18.00 HEATER/AIR CONDITIONING
 18.01A Heater A/C Casing
 18.03A Air Conditioning Plumbing
 18.05A Heater Plumbing
 18.07A Blower Motors
 18.09A Mechanically Operated Parts & Controls
 18.11A Vacuum Operated Parts & Controls
 18.13A Trunking, Vents, Plenum Chamber
 30.00 CHASSIS
 30.01A Chassis Frame
 31.00 SUSPENSION
 31.01A Prior to '85 M.Y. Front Suspension
 31.01B '85 M.Y. On Front Suspension
 31.03A Rear Suspension & Drive Shafts
 32.00 STEERING
 32.01A Steering Rack Assy. Intermediate Column
 32.05A Steering Column, Lock, Wheel
 33.00 BRAKES
 33.01A Prior to '85 M.Y. Calipers & Discs
 33.01B '85 M.Y. On. Calipers & Discs
 33.03A Prior to '85 M.Y. Hydraulic System, Servo
 33.03B '85 M.Y. On. Hydraulic System, Servo
 33.05A Handbrake
 34.00 WHEELS & TYRES
 34.01A Wheels, Tyres, Spare Wheel Retention

46.01B From VIN † Radiator, Duct, Fans, Pipes, Header Tank
 46.03A Oil Cooler, Hoses, Thermostat
 46.05A Engine Bay Ventilation
 47.00 TRANSMISSION
 47.01A Clutch, Release Mechanism
 47.02A 'C35' Gearbox Identification
 47.03A G/Box Assy. Mountings, Clutch Hsg. Speedo Drive
 47.05A Gear Lever, External Gearchange Linkage
 47.06A Top Cover, Selector Mechanism (Internal)
 47.07A Gears, Shafts, Bearings
 47.11A Crownwheel & Pinion, Differential
 47.15A Output Shafts, Housings, Bearings
 60.00 TOOLS
 60.01A Tool Kit, Jack & Stowage
 60.02A Special Tools
 60.04A Transmission Special Tools

MAJOR MILESTONES

Esprit S3 introduction	VIN 85 D 1010	May 1981
1985 M.Y. introduction (Revised front suspension & chassis, new braking system)..	VIN 85 D 1900	Oct. 1984
Commonisation of Turbo Fascia & Wiring Harness	VIN 85 D 2153, VIN - 0609	Sept. 1985
1987 M.Y. introduction (‘H.C.’ engine, uprated cooling system)	VIN 85 D 2427, VIN - 0724	Feb. 1987

PART NUMBERS

All part numbers commence with the vehicle type number, indicating the type of Lotus model on which the part was first used:

26,36,45,500.....ELAN	75.....ELITE S1	82.....TURBO ESPRIT	85.....ESPRIT S3
50.....ELAN +2	76.....ECLAT S1	83.....ELITE S2	89.....EXCEL
46,54,65,74.....EUROPA	79.....ESPRIT S1/S2/S2.2	84.....ECLAT S2	

STANDARD HARDWARE PART NUMBERS

All standard finish bolts, screws, studs, nuts & washers carry part numbers comprising of the prefix A075W, B075W ect.,

ENGINE PART NUMBERS

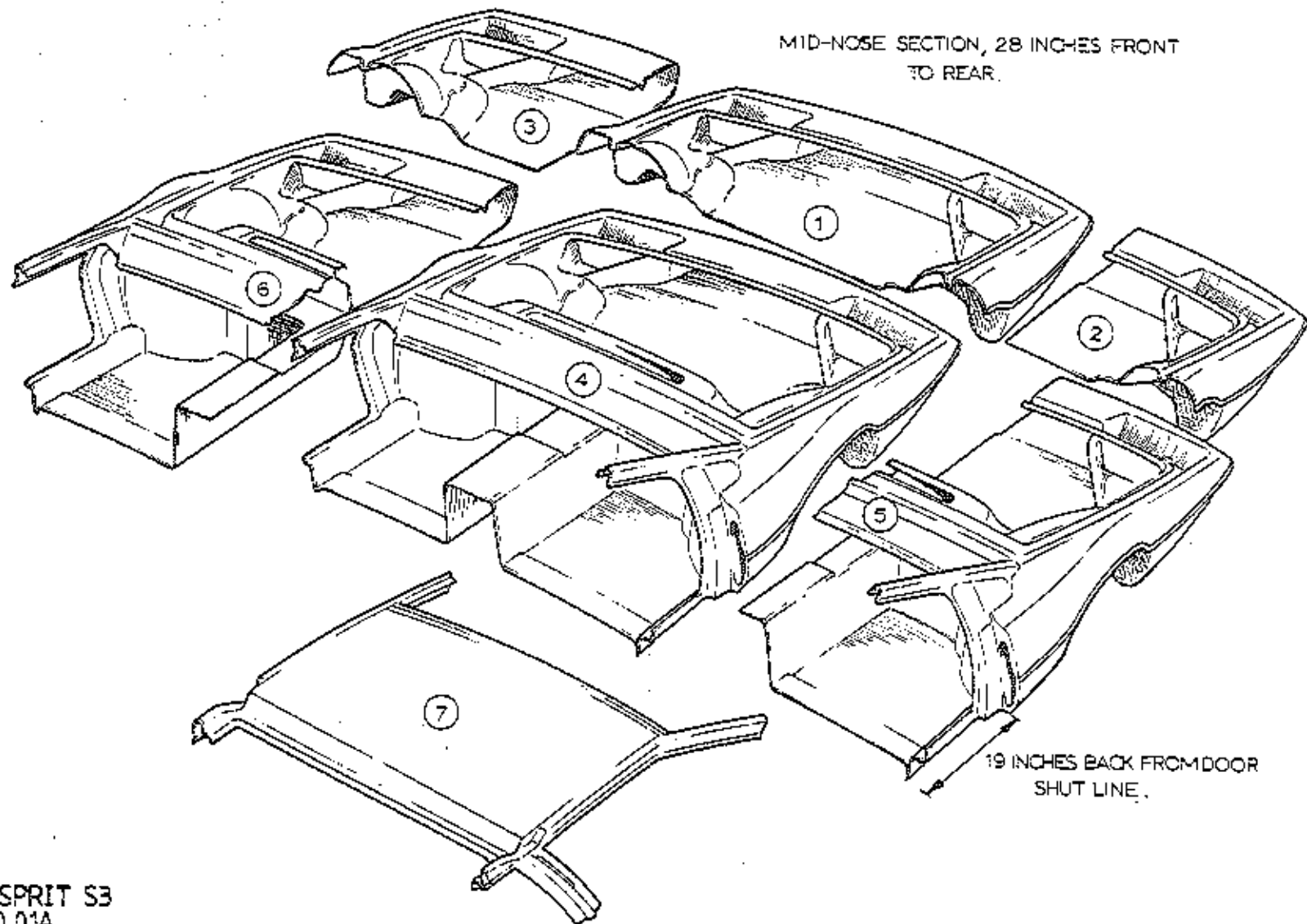
All engine part numbers commence with the engine type number on which the part was first used:

907 - 2 litre naturally aspirated	910 - 2.2 litre turbo charged
911 - 2.2 litre naturally aspirated (Talbot)	912 - 2.2 litre naturally aspirated (Lotus)

This publication has been designed primarily for Lotus Dealers, & will be updated by issue of Service Bulletins to Lotus Dealers when necessary. Lotus policy is one of continuous product improvement & the right is reserved to alter specifications at any time without notice.

Whilst every care has been taken to ensure the correctness of information, it is impossible to guarantee complete freedom from omissions & errors, or to accept liability arising from such omissions & errors but nothing herein contained shall affect your statutory rights.

12ABD



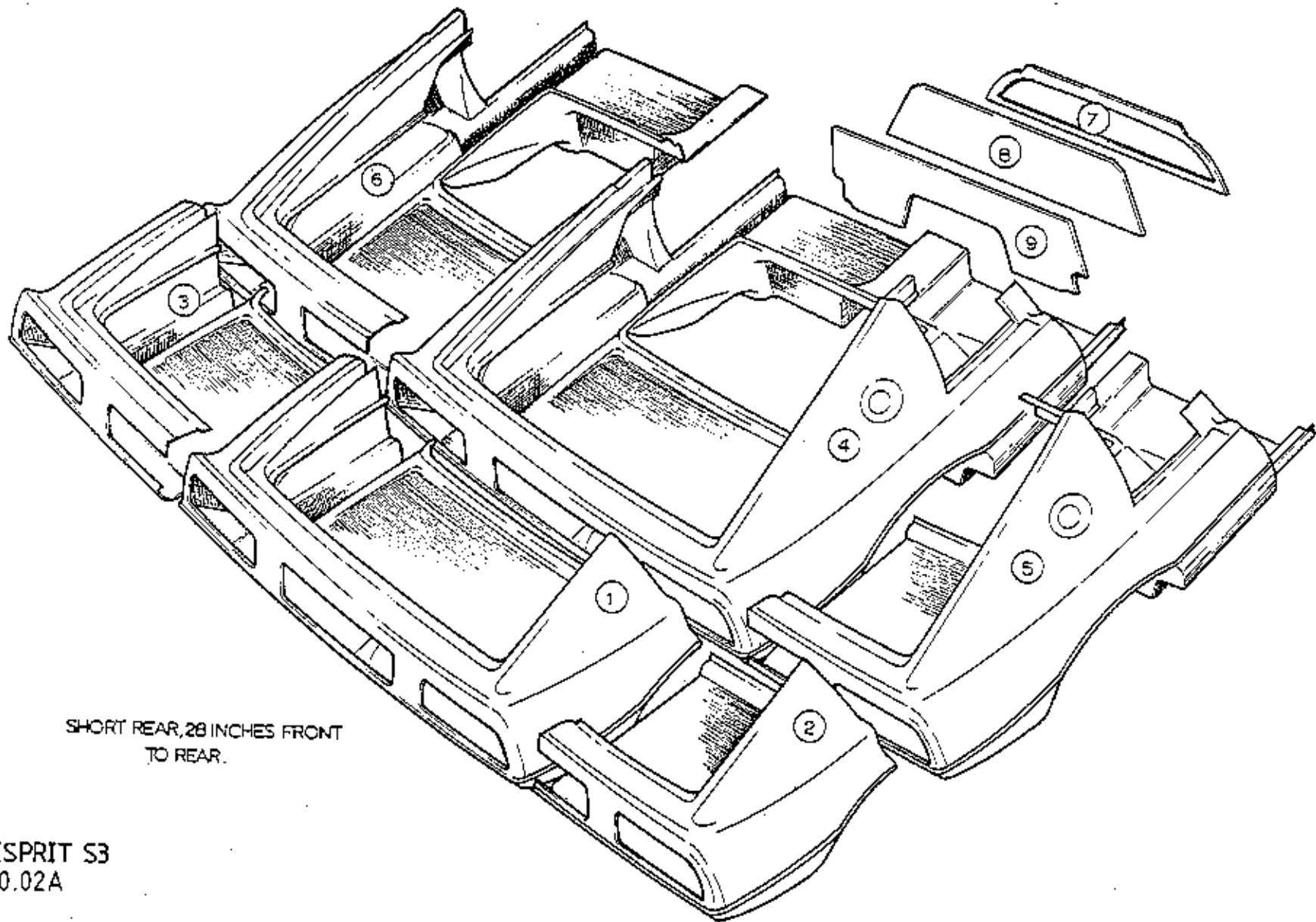
ESPRIT S3
10.01A

ILLUS. NO.	DESCRIPTION	PART NUMBER	QUANTITY		REMARKS
			RHD	LHD	
10.01A					
	Bodyshell, inc. Sills	A085B4349J	1		Prior to '85 M.Y.
	" " "	B085B4349J	1		Fixed Roof >'85 M.Y. on
	" " "	A085B4536J	1		'Glass Roof' >
	" " "	A085B4350J		1	Prior to '85 M.Y.
	" " "	B085B4350J		1	Fixed Roof)'85 M.Y. on
	" " "	A085B4537J		1	'Glass Roof')
1	Body Section, Mid Nose, Full Width	A085B4404K	1		
	" " " " " "	A085B4405K		1	
2	Body Section, Mid Nose, RH Half	A085B4406K	1		
	" " " " " "	A085B4407K		1	
3	Body Section, Mid Nose, LH Half	A085B4408K	1		
	" " " " " "	A085B4409K		1	
4	Body Section, Full Nose, Full Width	A085B4410K	1		
	" " " " " "	A085B4411K		1	
5	Body Section, Full Nose, RH Half	A085B4412K	1		
	" " " " " "	A085B4413K		1	
6	Body Section, Full Nose, LH Half	A085B4414K	1		
	" " " " " "	A085B4415K		1	
7	Body Section, Roof, (NOT 'Glass' Roof)	A082B4323K	1	1	
	Body Section, Roof, ('Glass Roof' Models)	A082B4584K	1	1	

Esprit S3
10.01A

MAR 1987

dpl



SHORT REAR, 28 INCHES FRONT
TO REAR.

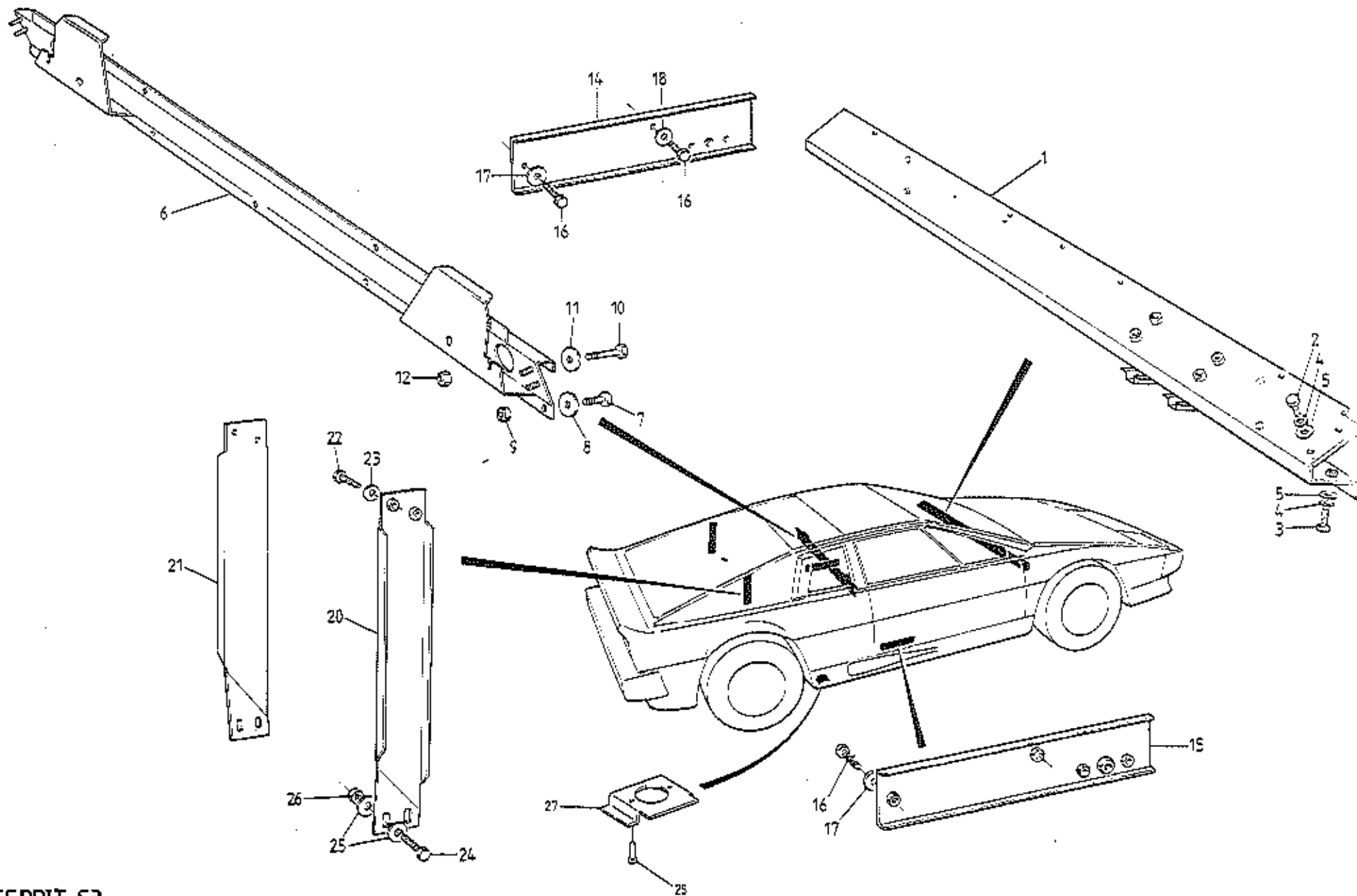
ESPRIT S3
10.02A

ILLUS. NO.	DESCRIPTION	PART NUMBER	QUANTITY		REMARKS
			PRIOR '85 M.Y.	1985 M.Y. ON	
10.02A					
1	Body Section, Short Rear, Full Width " " " " " "	A085B4417K	1		
2	Body Section, Short Rear, RH Section " " " " " "	A085B4543K A085B4418K	1	1	
3	Body Section, Short Rear, LH Section " " " " " "	A085B4544K A085B4419K	1	1	
4	Body Section, Full Rear, Full Section " " " " " "	A085B4545K A085B4420K	1	1	
5	Body Section, Full Rear, RH Section " " " " " "	A085B4546K A085B4421K	1	1	
6	Body Section, Full Rear, LH Section " " " " " "	A085B4548K A085B4422K	1	1	
7	Bulkhead, Upper, (Timber) " " " "	A085B4547K C079B4000F	1	1	Fixed Roof
8	Bulkhead, Centre, (Timber)	B082B4497F	1	1	'Glass Roof'
	Bulkhead, Centre, (Timber)	F079B4001F	1	1	R/B A079B4675F
9	Bulkhead, Lower, (Timber)	A079B4675F	1	1	
	Speaker Enclosure, Rear Bulkhead, (AES)	J079B4002F	1	1	
	Screw, Speaker Enclosure to Bulkhead	A082B4302K	2	2	
		A075W5015Z	12	12	

Esprit S3
10.02A

MAR 1987

dlp2



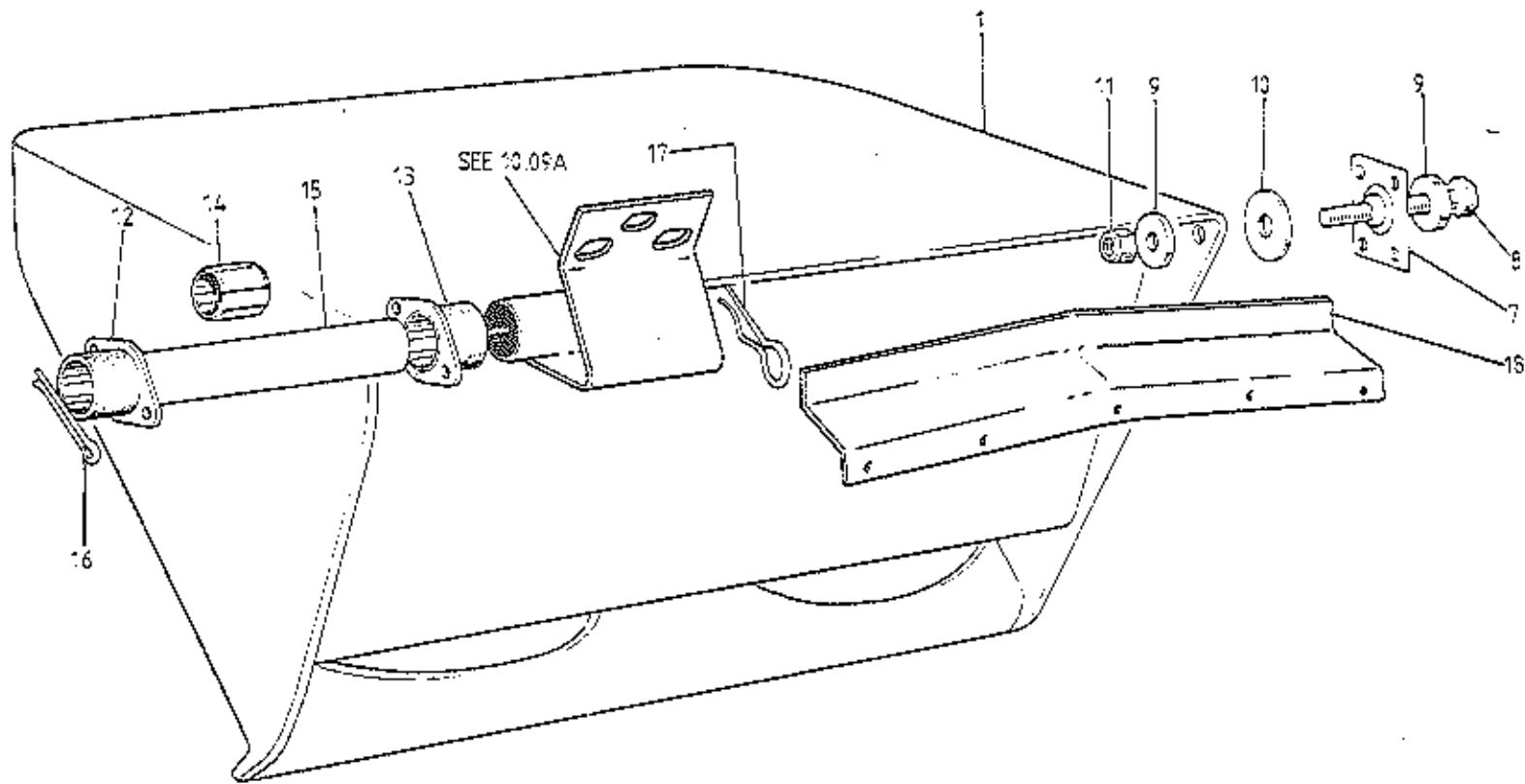
ESPRIT S3
 10.05 A

ILLUS. NO.	DESCRIPTION	PART NUMBER	QUANTITY		REMARKS
			ALL		
10.05A					
1	Cross Beam, Scuttle, RED	E079U4196J	1		
	Cross Beam, Scuttle, LHD	E079U4097J	1		
2	Setscrew, M8 x 25, Beam to Hinge Post	A075W1039F	4		
3	Setscrew, M8 x 20, Beam to Hinge Post	A075W1038F	2		
4	Washer, Spring, Beam to Hinge Post	A075W4036F	6		
5	Washer, Plain, Beam to Hinge Post	A075W4020F	6		
6	Crossbeam, Rear Bulkhead, Seat Belt Mtg.	F079U4309J	1		
7	Bolt, Thinhead, Beam End to Door Aperture	A079U4317F	4		
8	Washer, Large O/D	A075W4021F	4		
9	Nut, M8	A075W3021F	2		
10	Setscrew, M6 x 25, Beam to Bulkhead	A075W1031F	12		
11	Washer, Large O/D	A075W4017F	12		
12	Nut, Nyloc, M6	A075W3009F	7		
14	Plate, Seat Belt Mounting to Sill, LE	D079U4213K	1		
15	Plate, Seat Belt Mounting to Sill, RE	D079U4214K	1		
16	Bolt, M8 x 25, Mounting Plate to Sill	A075W1039F	6		
17	Washer, Large O/D Special	A075W4021F	2		
18	Washer, Flat	A075W4002F	4		
20	Stiffener Bracket, Tailgate Aperture, RE	B085U4824K	1		
21	Stiffener Bracket, Tailgate Aperture, LH	C082U4710K	1		
22	Setscrew, Thinhead, M8, Brkt/Aperture	A075W1081F	2		
23	Washer, Flat	A075W4002Z	4		
24	Setscrew, M8 x 25, Brkt/Body	A075W1039Z	4		
25	Washer, Large O/D, Brkt/Body	A075W4021Z	8		
26	Nut, Nyloc, M8, Brkt/Body	A075W3010F	4		
27	Jacking Plate	A085U4792F	4		
	Cap, Jacking Point Sealing, Front	A089U6089F	2		
28	Pop Rivet, Jacking Plate to Body	A075W6092F	8		

MAR 1987

dlp3

Esprit S3
10.05A



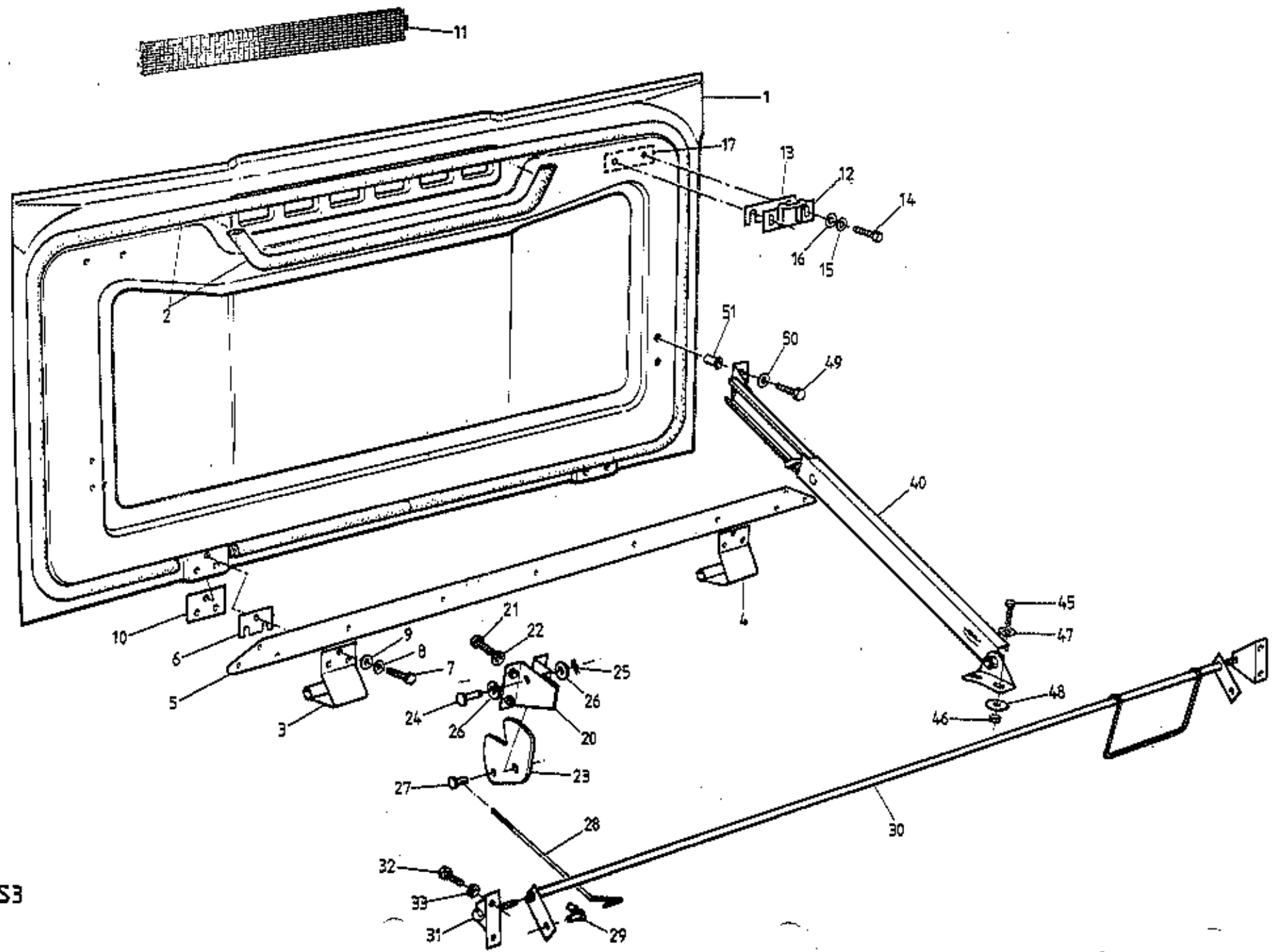
ESPRIT S3
10.07A

ILLUS. NO.	DESCRIPTION	PART NUMBER	QUANTITY		REMARKS
			ALL		
10.07A					
1	Headlamp Pod, RH	A082B4468J	1		Lucas/Hella Headlamps
	Headlamp Pod, RH	A085B4378J *	1		Cibie Headlamps
	Headlamp Pod, LH	A082B4469J	1		Lucas/Hella Headlamps
	Headlamp Pod, LH	A085B4379J *	1		Cibie Headlamps
7	Ball Joint, Pod Outer Pivot	A079U4652F	2		
	Pop Rivet, Ball Joint Fixing	A075W6090Z	8		
8	Setscrew, M6 x 30, Pod Outer Pivot	A075W1032Z	2		
9	Washer, Flat, Pod Outer Pivot	A075W4015Z	4		
10	Washer, Large O/D, Pod Outer Pivot	A075W4065Z	2		
11	Nut, Nyloc, M6, Pod Outer Pivot	A075W3009Z	2		
12	Bearing Housing, LH Outer/RH Inner	A079U4451F	2		
13	Bearing Housing, RH Outer/LH Inner	A079U4452F	2		
	Pop Rivet, Bearing Housing Fix	A075W6090Z	8		
14	Bearing Bush, Pod Inboard Pivot	A079U6030F	4		
15	Hinge Pin, Pod/Bonnet	A079U4456F	2		
16	Split Pin, Hinge Pin Retention	A075W6009Z	2		
17	'R' Pin, Hinge Pin	A079W6177F	2		
18	Water Shield	B079U4459K	2		
	Pop Rivet, Shield to Body	A075W6094Z	6		
					* Cars prior to VIN 85 D 2274 85 - 0622 will also require new headlamp surround. See 17.13A

MAR 1987

dlp

Esprit 53 10.07A



ESPRIT S3
10.00A

ILLUS. NO.	DESCRIPTION	PART NUMBER	QUANTITY		REMARKS
			ALL		
10.09A					
1	Bonnet Panel	B085B4357J	1		
2	Seal, Bonnet	A082U6077F	1		
3	Hinge, Bonnet, LH	B085U4797K	1		
4	Hinge, Bonnet, RH	B085U4798K	1		
5	Stiffener, Bonnet, Front Edge Curvature	A079B4064F	1		
	Stiffener, Bonnet, Front Edge Curvature	B082B4473F	1		R/B B082B4473F
6	Shim Plate, Hinge to Bonnet	C079U4484K	A/R		Included in Bonnet Panel
7	Setscrew, M6 x 18, Hinge to Bonnet	A075W1029Z	6		
	Setscrew, M6 x 16, Hinge to Bonnet	A075W1026Z	6) Alternatives
8	Washer, Shakeproof, Hinge to Bonnet	A075W4046Z	6		
9	Washer, Flat, Hinge to Bonnet	A075W4065Z	6		
10	Tapping Plate, Bonnet Hinge	A079U4458K	2		
11	Grille, Bonnet	C079U4227F	1		
	Screw, Grille to Bonnet	A075W5014Z	5)
	Insert Bush, Grille to Bonnet	A075W604Z	5) R/B Betaseal
12	Striker, Bonnet Catch	A079U4266F	2		
13	Shim Plate, Striker to Bonnet	A076U0618Z	A/R		
14	Setscrew, M8 x 25, Striker to Bonnet	A075W1039Z	4		
15	Washer, Spring, Striker to Bonnet	A075W4036Z	4		
16	Washer, Flat, Striker to Bonnet	A075W4020Z	4		
17	Tapping Plate, Bonnet Striker	A079U4487F	2		
20	Bracket, Bonnet Latch Disc Mounting	A079U4208F	2		
21	Setscrew, 10 UNF x 3/4", Bracket/Body	A075W5061Z	6		
22	Washer, Flat, Bracket/Body	A075W4000Z	6		

MAR 1987

d1p5

Esprit S3 10.09A
Page 1

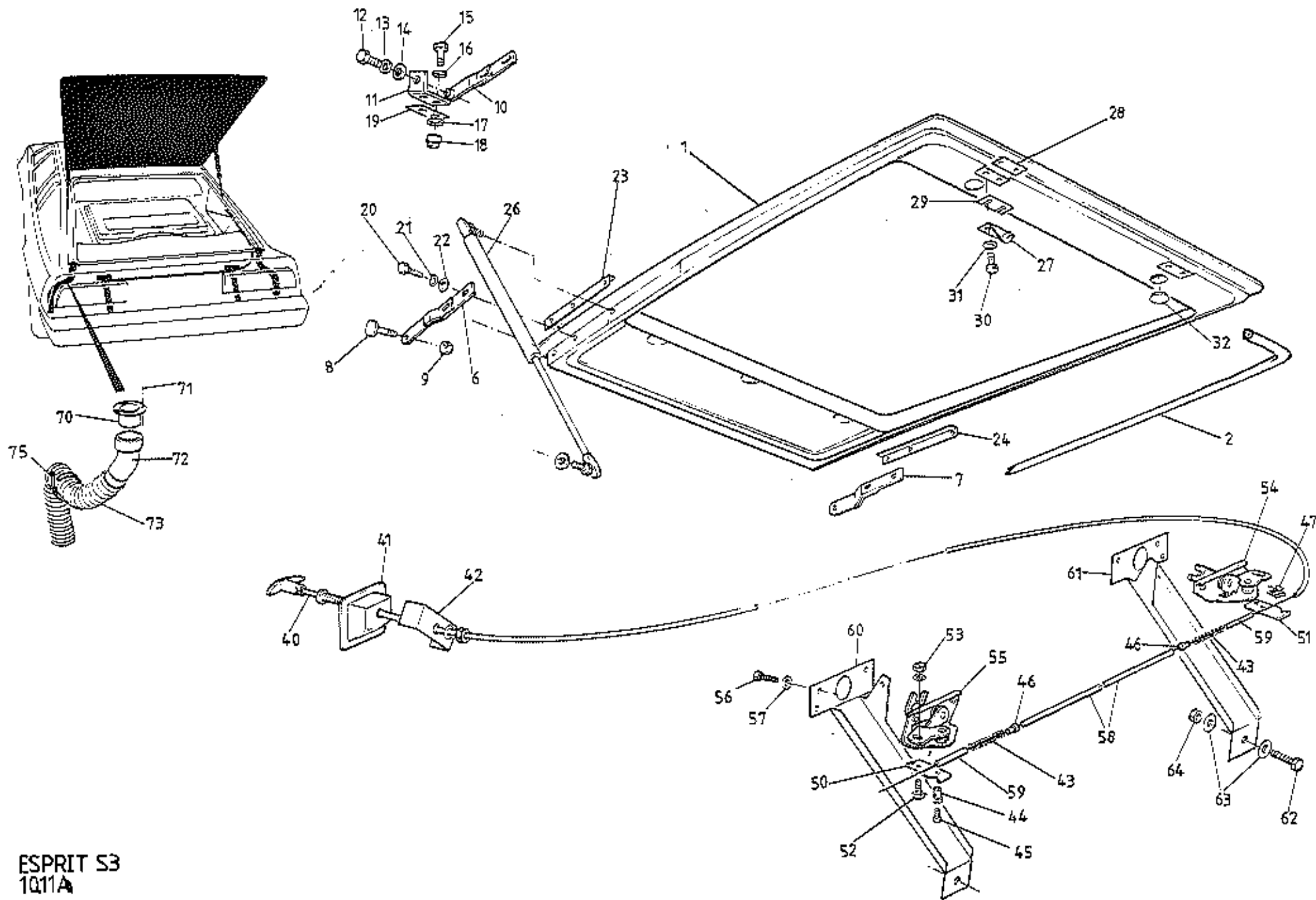
ILLUS. NO.	DESCRIPTION	PART NUMBER	QUANTITY		REMARKS
			ALL		
10.09A					
23	Latch Disc, Bonnet Lock	B079U4218F	2		
24	Clevis Pin, Latch Disc to Bracket	A075W6033Z	2		
25	'R' Pin, Latch Disc Clevis	A075W6175Z	2		
26	Washer, Flat, Disc to Bracket	A075W4020Z	4		
27	Clevis Pin, Latch Rod to Disc	B079U4219F	2		
28	Rod, Bonnet Latch Operating	C079U4222F	1		
29	Bush & Clip, Rod to Cross Shaft	A075U6033K	1		
30	Cross-Shaft, Bonnet Lock, RED	A079U4221F	1		
	Cross-Shaft, Bonnet Lock, LHD	A079U4363F	1		
31	Bracket, Cross-Shaft, Pivot	A079U4220F	2		
32	Setscrew, M6 x 12, Bracket to Body	A075W1027Z	4		
33	Washer, Flat, Bracket to Body	A075W4013Z	4		
40	Stay, Telescopic, Bonnet Support	A079U4277K	1		
	Gas Strut, Bonnet Support	C075U6032F	1)
	Bracket, Gas Strut to Bonnet & Wheelarch	A075U0385Z	2)Alternative
	Washer, Flat, Strut to Brackets	A075W4020Z	2		
	Nut, Nyloc, Strut to Brackets	A075W3010Z	2		
45	Setscrew, Strut/Stay Bracket to Wheelarch	A075W1025F	2		M5 x 20
46	Nut, Nyloc, M5 " " " "	A075W3008Z	2		
47	Washer, Flat " " " "	A075W4011Z	2		
48	Washer, Large O/D " " " "	A075W4009Z	2		
49	Setscrew, M5 x 12, Brkt. to Bonnet	A075W5085Z	2		
50	Washer, Shakeproof, Brkt. to Bonnet	A075W4045Z	2		
51	Jacknut, M5 " "	A076W3043F	2		

Esprit S3 10.09A

Page 2

MAR 1987

dlp6



ESPRIT S3
 1Q11A

ILLUS. NO.	DESCRIPTION	PART NUMBER	QUANTITY		REMARKS
			FIXED ROOF	GLASS ROOF	
10.11A					
1	Tailgate Panel	A085B4355J	1	1	Prior to 85 MY 85 MY on
2	Tailgate Panel	B085B4355J	1	1	
6	Seal, tailgate to body	A082U6077F	1	1	
7	Hinge Blade, Tailgate, LH	E079U4061K	1		
7	Hinge Blade, Tailgate, RH	E079U4062K	1		
8	Bolt, Hinge Pivot	A079U4516F	2		
9	Nut, Nyloc, M10 Hinge Pivot	A075W3011F	2		
10	Hinge Blade, Tailgate, LH	A082U4969F		1	
	Hinge Blade, Tailgate, RH	A082U4970F		1	
11	Bracket, Tailgate Hinge to Body	A082U4972F		2	
12	Setscrew, Tailgate Hinge Pivot	A082W1077F		2	
13	Washer, Shakeproof, T/Gate Hinge Pivot	A075W4049Z		2	
14	Washer, Flat, T/Gate Hinge Pivot	A075W4024F		4	
15	Setscrew, M8 x 25 Bracket to Body	A075W1039Z		4	
16	Washer, Flat, Bracket to Body	A075W4020F		4	
17	Washer, Large O/D, Bracket to Body	A075W4021F		4	
18	Nut, Nyloc, M8, Bracket to Body	A075W3010Z		4	
19	Gasket, Bracket to Body	A082U4973F		2	
20	Setscrew, M8 x 25, Hinge Blade/Tailgate	A075W1029Z	4	4	
21	Washer, Spring, Hinge Blade/Tailgate	A075W4036Z	4	4	
22	Washer, Flat, Hinge Blade/Tailgate	A075W4020Z	4	4	
23	Tapping Plate, Hinge Blade, LH	B079U4063K	1	1	Inside Tailgate Panel
24	Tapping Plate, Hinge Blade, RH	B079U4198K	1	1	Inside Tailgate Panel
26	Gas Strut, Tailgate Support	B079U6013F	2	2	
27	Striker, Tailgate Latch	F079U4060F	2	2	
28	Tapping Plate, Striker to Tailgate	A079U4299F	2	2	
29	Shim, M6 x 25, Striker to Tailgate	B079U4300F	A/R	A/R	
30	Setscrew M6 x 25, Striker to Tailgate	A075W1031F	4	4	
31	Washer, Spring, Striker to Tailgate	A075W4035Z	4	4	
32	Grommet, Tapping Plate Access	A054J6005Z	2	2	
40	Cable, Tailgate Release	A085U4820F	1	1	
41	Recess Panel, Tailgate Release Handle	B079U4308K	1	1	
42	Clamp, Release Cable to 'B' Post	A079U4307K	1	1	

MAR 1987
dlp7

Esprit S3 10.11A
Page 1

ILLUS. NO.	DESCRIPTION	PART NUMBER	QUANTITY		REMARKS
			FIXED ROOF	GLASS ROOF	
10.11A					
43	Compression Spring, Release Cable/Latch	A085U4784K	2	2	
44	Trunnion, Cable to Latch Lever	A074K6001Z	1	1	
45	Screw, Cable to Trunnion, 8 UNC	A074R6002Z	1	1	
46	Brush, Nylon, Spring, Abutment	A075W6147F	2	2	
47	Clip, Release Cable to Lever	A075W6117F	1	1	
50	Lever, Tailgate Latch, LH	A085U4819K	1	1	
51	Lever, Tailgate Latch, RE	A085U4818K	1	1	
52	Screw, 10UNF x 3/8", Lever to Latch	A075W1000Z	2	2	
53	Nut, Nyloc, 10 UNF, Lever to Latch	A075W3000F	2	2	
54	Latch Assembly, Tailgate, RH	B079U6015F	1	1	
55	Latch Assembly, Tailgate, LH	B079U6015F	1	1	
56	Screw, No 10 x 1/2" UNF, Latch to Body	A075W5059Z	6	6	
57	Washer, Latch to Body	A075W4000F	6	6	
58	Outer Cable, Latch/Latch	A085U5014K	1	1	
59	Spacer Sleeve, Movement Restrictor	A085U5013K	2	2	
	Support Strut, Rear Panel	C079U4131F	2)
	Bracket, Support Strut to Lock/Body LH	A079U4302F	1)
	Bracket, Support Strut to Lock/Body RH	A079U4298F	1)
	Bolt, Thinhead, M6	A079W1082F	4)
	Washer, Thinhead Bolt	A075W4013Z	4) Prior to 85 Model Year
	Setscrew, M6 x 10, Supp Brkt/Lock Brkt	A075W1026Z	4)
	Setscrew, M6 x 16, Supp Brkt Lower/Body	A075W1028Z	2)
	Washer, large O/D, Supp Brkt Lower/Body	A075W4017Z	2)
	Nut, Nyloc, M6	A075W3009F	10)
	Bracket, Plunger Lift, LH	B079U4439F	1)
	Bracket, Plunger Lift, RE	B079U4440F	1)
	Buffer Rubber, Plunger Lift	X046B6113Z	2)
	Jack Spring	A079Q6005F	2)
	Plunger, Tailgate Lift	A085U4839K	2)
	Guide Tube, Plunger	A075W4840F	2)
	Tube, Protective	A085U4838F	2)
	Nut, Lock, M8, Plunger Top	A075W3026Z	2)
	Screw, S/T, Tube Fixing	A075W5028Z	4)
	Abutment Bracket, Release Cable Spring	A085U4817K	2)

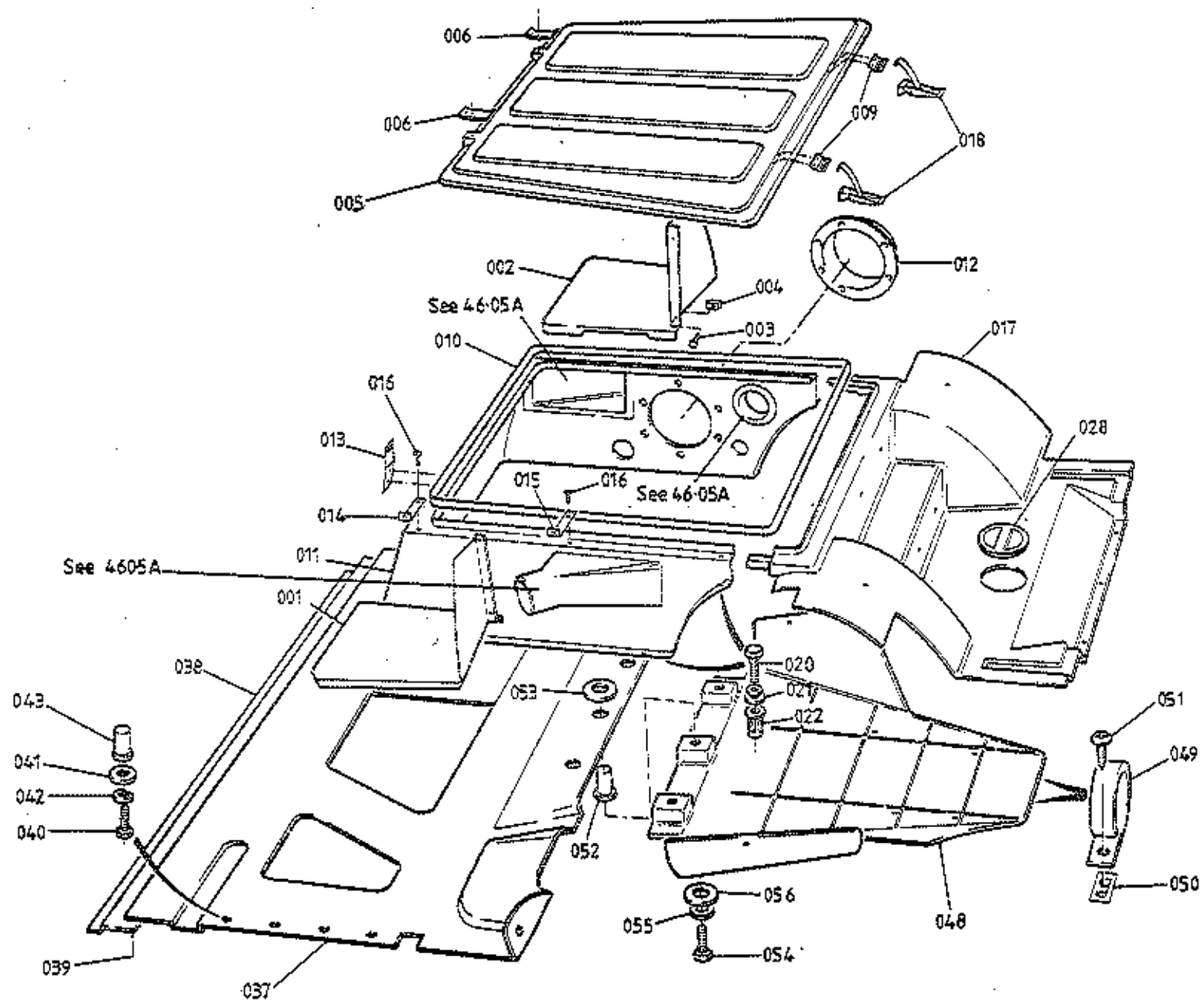
ILLUS. NO.	DESCRIPTION	PART NUMBER	QUANTITY		REMARKS
			FIXED ROOF	GLASS ROOF	
10.11A					
60	Bracket, Lock/Body Support, LH	A085U5009F	1	1)
61	Bracket, Lock/Body Support, RH	A085U5010F	1	1)
62	Setscrew, M6 x 16, Bracket/Body	A075W1028Z	2	2)
63	Washer, Large O/D, Bracket/Body	A075W4017Z	4	4) '85 Model Year On
64	Nut, Nyloc, M6, Bracket/Body	A075W3009F	2	2) [Alternative Fixing
	Jacknut, M6, Bracket/Body	A075W3034Z	2	2)
	Washer, M6 x 25, Bracket/Body	A075W4017Z	2	2) >
	Washer, Spring, M6, Bracket/Body	A075W4035Z	2	2) >Alternative Fixing
70	Adaptor, Tailgate Channel Drain	A085U4813K	2	2) >
71	Pop Rivet, Adaptor to Body	A075W6070Z	6	6)
72	Elbow, Tailgate Channel Drain	A082B6079F	2	2)
73	Hose, Tailgate Channel Drain, LH	A085U5017K	1	1) 900 mm
	Hose, Tailgate Channel Drain, RH	A085U5016K	1	1) 570 mm
75	Clip, Drain Hose Fixing	A075W6236F	2	2)

MAR 1987

dlp9

Esprit S3 10.11A

Page 3



ESPRIT S3
1013A

ILLUS. NO.	DESCRIPTION	PART NUMBER	QUANTITY		REMARKS
			STD. ENGINE	'R.C.' ENGINE	
10.13A					
001	Trim Panel, Rear Quarter, LH	B085B4365K	1	1	
002	Trim Panel, Rear Quarter, RH	B085B4364K	1	1	
003	Screw, No. 6 x 3/4, Trim Panel Fixing	A075W5028Z	4	4	
004	Spire Nut, Trim Panel Fixing	A082W6014	4	4	
005	Engine Lid	A085B4362K	1	1	
006	Tongue, Engine Lid Front Retention	B085U4829K	2	2	
	Pop Rivet, Tongue to Lid	A075W6089Z	4	4	
	Washer, Tongue Pop Rivet	A075W4011Z	4	4	
	Striker Plate, Engine Lid Catch	A907E6303F	2		Used with adjustable catch A079B6048F
009	Striker Plate, Engine Lid Catch	A907E6346F	2	2	Used with non-adjustable catch A907E6345F
	Pop Rivet, Striker Plate to Lid	A075W6094F	4	4	
	Washer, Flat, Striker Plate to Lid	A075W4001Z	4	4	
010	Seal, Engine Lid	A089U6055V	3m	3m	
011	Sidewalls, Engine Bay	A085B4363K	1		Inc. Vent Adaptors & Induction Hose Adaptor
012	Sidewalls, Engine Bay	B085B4363K		1	Inc. Vent Adaptors
012	Aperture Adaptor, Airbox Induction Hose	A085B4371K	1		
013	Eye, Engine Lid Retaining	A085U4825K	2	2	
	Pop Rivet, Eye to Sidewalls	A075W6089Z	4	4) replaces screws and nuts
	Washer, Pop Rivet	A075W4000Z	4	4)
014	Bracket, Sidewall Front/Quarter Trim Panel	A085U5007E	2	2	
	Jacknut, M5, Bracket/Quarter Trim Panel	A076W3043F	2	2	
	Setscrew, M5 x 20, Bracket/Quarter Trim Panel	A075W1025F	2	2	
015	Bracket, Sidewall Rear/Body	A089U1520F	2	2	
016	Screw, s/t, No.6, Bracket/Sidewall/Body	A075W5028Z	6	6	
	Floor, Rear Luggage Compartment	A085B4361K	1		Prior to '85 M.Y.
017	Floor, Rear Luggage Compartment	A085B4540K	1	1	'85 M.Y. on
	Studplate, M6 x 20, Coilbox Fixing	A082U5081	4	4	
	Pop Rivet, Studplate Fixing	A075W6090	8	8	
	Washer, Pop Rivet	A075W4001	8	8	
	Catch, Adjustable, Engine Lid	A079B6048F	2		
018	Catch, Non-Adjustable, Engine Lid	A907E6345F	2	2	
	Pop Rivet, Catch to Floor	A075W6094F	4	4	
	Washer, Catch to Floor	A075W4001Z	4	4	
	Screw, M6 x 25, Floor/Sidewalls to Body	A075W5089Z	11	11	
	Washer, Floor/Sidewalls to Body	A075W4013Z	11	11	
	Pulsert, M6, Floor/Sidewalls to Body	A079W6156F	11	11	

AR 1987

diplo

22

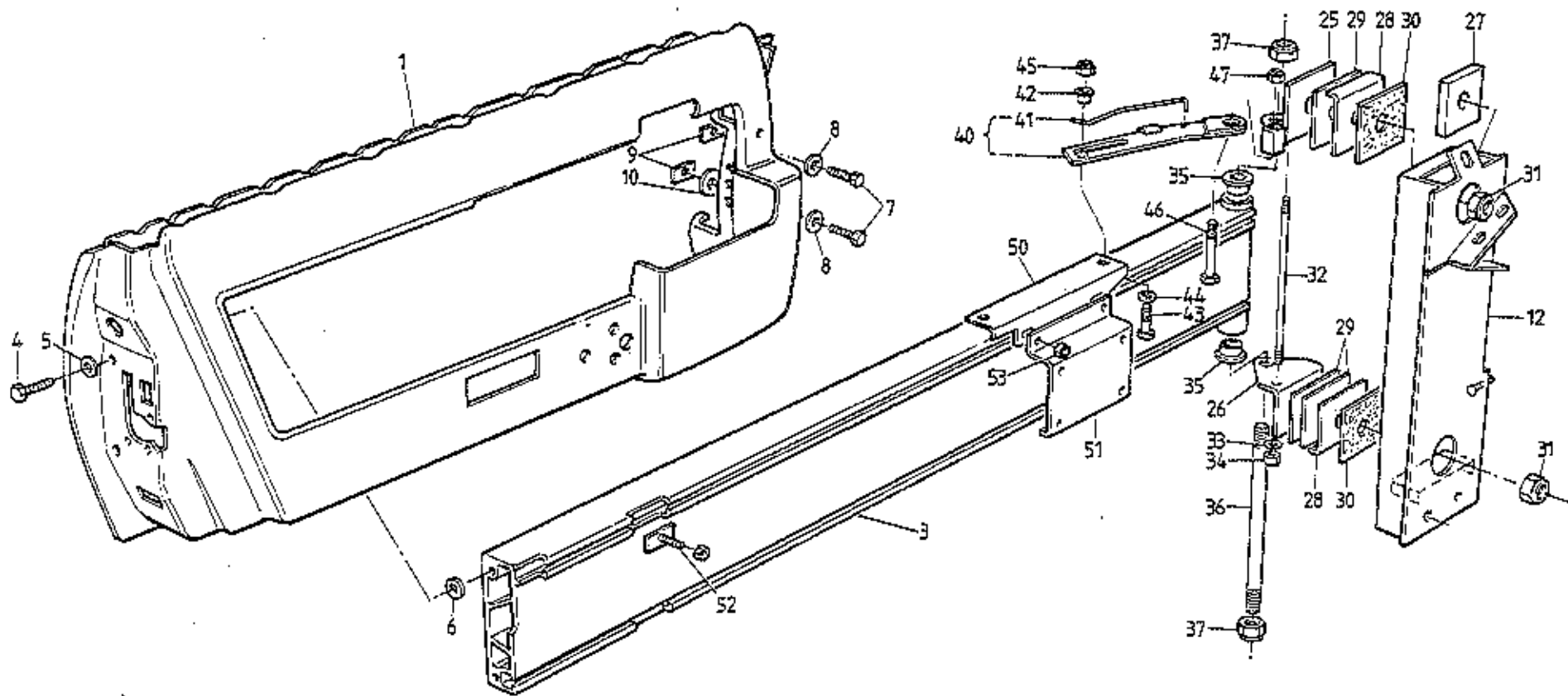
ILLUS. NO.	DESCRIPTION	PART NUMBER	QUANTITY		REMARKS
			STD. ENGINE	'H.C.' ENGINE	
10.13A					
028	Grommet, G/Box Oil Filler	X026B0371Z	1	1	
037	Undertray, Engine	B082B4292K		1	
038	Retainer Channel, Engine Undertray Front	A082W4748K		1	
039	Pop Rivet, Channel Fixing	A075W6089Z		8	
040	Setscrew, M6 x 20, Undertray Fixing	A075W1030Z		10	
041	Washer, M6, Flat, Undertray Fixing	A075W4013Z		10	
042	Washer, Spring, M6, Undertray Fixing	A075W4035Z		10	
043	Pulsert, M6, Undertray Fixing	A079W6156F		10	
048	Undertray, Gearbox	A085B4657K		1	
049	'P' Clip, Undertray to Chassis	A075W5236F		6	
050	Spike Nut, No.8, Captive, 'P' Clip to U/tray	A075W6016Z		6	
051	Screw, No.10 x 3/4", 'P' Clip to U/tray	A075W5041Z		6	
052	Pulsert, M6, Undertray to Undertray	A079W6156F		6	
053	Washer, M8, Flat, Pulsert	A075W4020Z		3	
054	Setscrew, M6 x 20, Undertray to Undertray	A075W1030Z		3	
055	Washer, Spring, M6, Undertray to Undertray	A075W4035Z		3	
056	Washer, M6, Flat, Undertray to Undertray	A075W4017Z		3	

MAR 1987

dlp85

Esprit S3 10.13A

Page 2

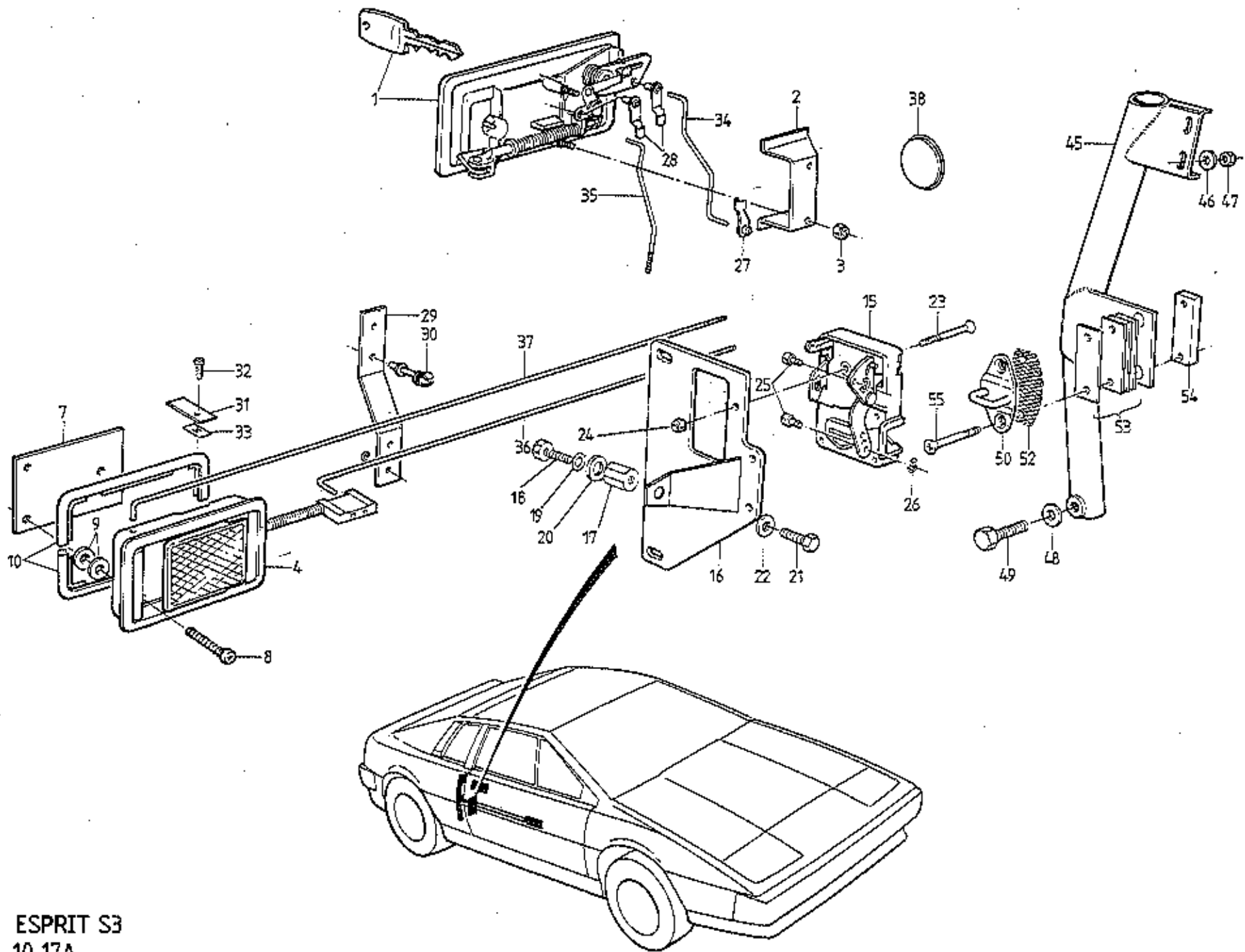


ESPRIT S3
10.15A

ILLUS. NO.	DESCRIPTION	PART NUMBER	QUANTITY		REMARKS
			ALL		
10.15A					
1	Door Shell, LH	A079B4185J	1		Prior to change point *
	Door Shell, LH, RHD	A082B4586J	1) From change point *
	Door Shell, LH, LHD	A082B4588J	1)
	Door Shell, RH	A079B4186J	1		Prior to change point *
	Door Shell, RH, RHD	A082B4585J	1) From change point *
	Door Shell, RH, LHD	A082B4587J	1)
3	Door Beam, LH	L079U4109K	1		
	Door Beam, RH	L079U4110K	1		* change point VIN-85 D 2136
4	Setscrew, M8 x 20, Door Rear to Beam	A075W1038Z	4		85 - 0606
5	Washer, Large O/D, " " " "	A075W4021Z	4		
6	Washer, Spacing, Door Rear to Beam	A075W4003Z	A/R		If Fitted
7	Setscrew, M6 x 16, Door Front to Beam	A075W1028Z	4		
8	Washer, Large O/D, Door Front to Beam	A075W4017Z	4		
9	Fixing Plate, M6, Door Front to Beam	A079U4329K	4		
10	Washer, Spacing, Shutline Adjust	A075W4022Z	A/R		If Fitted
12	Hinge Post, Door, LH	D079U4405K	1		In Body 'A' Post
	Hinge Post, Door, RE	D079U4404K	1		In Body 'A' Post
	Reinforcing Bracket, Hinge Post to Sill	A079U4409K	2)
	Setscrew, M8 x 16, Bracket to Post	A075W1036F	4)
	Washer, Plain, Bracket to Post	A075W4020F	4)
	Washer, Spring, Bracket to Post	A075W4036F	4)If Fitted
	Tapping Plate, Bracket to Sill	A079U4410F	2)
	Setscrew, M8 x 20, Bracket to Sill	A075W1038F	4)
	Washer, Plain, Bracket to Sill	A075W4020F	4)
	Washer, Spring, Bracket to Sill	A075W4036F	4)
25	Hinge Bracket, Upper, LH	H079U4087F	1		
	Hinge Bracket, Upper, RH	H079U4088F	1		
26	Hinge Bracket, Lower	G079U4089F	2		
27	Clamp Plate, Door Hinge	E079U4340F	4		
28	Shim, 18 swg, Hinge to Body	C079U4090F	4		
29	Shim, 18 swg, Hinge to Body	C079U4092F	A/R		Slotted
	Shim, 12 swg, Hinge to Body	C079U4091F	A/R		Slotted

ILLUS. NO.	DESCRIPTION	PART NUMBER	QUANTITY		REMARKS
			ALL		
30	Shim, Abrasive, Hinge to Body	B079U4094F	4		
31	Nut, Nyloc, 1/2" UNF, Hinge to Body	A079W3056F	4		
32	Tie Rod, Upper to Lower Hinge	A079U4326F	2		
33	Washer, Tie Rod to Hinge	A075W4020F	4		
34	Nut, Nyloc, M8, Tie Rod to Hinge	A075W3010Z	4		
35	Pivot Bush, Door Beam	C079U4189F	4		
36	Pivot Pin, Door Beam	A079U4558F	2		
37	Nut, Nyloc, M12, Pivot Pin	A075W3012F	4		
	Check Strap, LH	B075U0455J	1)
	Check Strap, RH	B075U0456J	1)
	Bolt, M8 x 45, Strap to Hinge Brkt.	A075W2040F	2)
	Nut, Nyloc, M8, Strap to Hinge	A075W3010F	2)
	Guide Assy. Check Strap Slider, LH	A075U0709W	1)Earlier Type Check Strap With Coil
	Guide Assy. Check Strap Slider, RH	A075U0708W	1)Spring Activated Catch
	Setscrew, M6 x 12, Guide to Bracket	A075W1027F	4)
	Washer, Shakeproof, Guide to Bracket	A075W4046F	4)
	Nut, M6, Guide to Bracket	A075W3020F	4)
40	Check Strap, inc. Spring, LH	A089U1517F	1		>
	Check Strap, inc. Spring, RH	A089U1516F	1		>
41	Spring, Door Check, LH	A089U1515F	1		>
	Spring, Door Check, RH	A089U1514F	1		>
42	Guide, Check Strap	A089U1518F	2		>Later Type Check Strap With Spring
43	Setscrew, M6 x 20, Guide to Brkt.	A075W1030F	2		>Wire Catch
44	Washer, Plain	A075W4015F	2		>
45	Nut, Nyloc, M6, Guide to Brkt.	A075W3009F	2		>
46	Bolt, M8 x 45, Strap to Hinge	A075W2040F	2		>
47	Nut, Nyloc, M8, Strap to Hinge	A075W3010F	2		>
50	Bracket, Check Strap Guide to Beam, LH	E079U4191K	1		
	Bracket, Check Strap Guide to Beam, RH	E079U4258K	1		
51	Bracket, Window Motor Mounting, LH	B079U4205F	1		
	Bracket, Window Motor Mounting, RH	B079U4126F	1		
52	Studplate, M6, Bracket to Door Beam	B079U4011F	6		
53	Nut, Nyloc, M6, Bracket to Beam	A075W3009F	6		

MAR 1987
dlp12



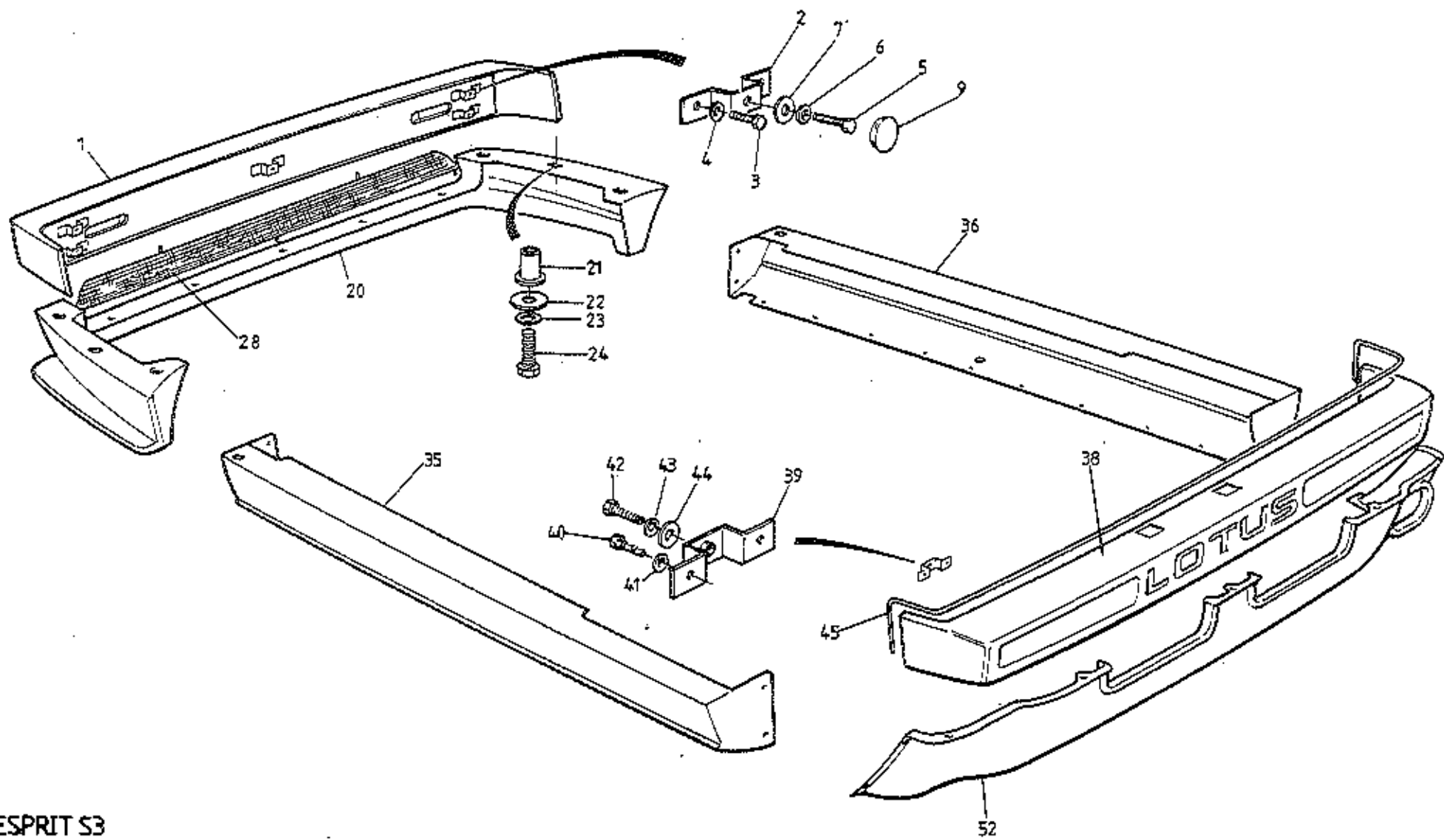
ESPRIT S3
10.17A

ILLUS. NO.	DESCRIPTION	PART NUMBER	QUANTITY		REMARKS
			ALL		
10.17A					
	Exterior Door Handle Set (Black)	B079U4634F	1		Comprises LH & RH Door Handles, ^{w/locks} U.S.A. Glove Box Lock & Keys Comprises LH & RH Door Handles & Keys
1	Exterior Door Handle Set (Silver & Black)	B075U0705W	1		
	Door Handle, Exterior, RE, (Black)	B079U4630F	1		
	Door Handle, Exterior, RE, (Silver & Black)	B075U6018Z	1		
	Door Handle, Exterior, LH, (Black)	B079U4631F	1		
	Door Handle, Exterior, LH, (Silver & Black)	B075U6019Z	1		
2	Clamp Bracket, Handle to Door	A079U4661K	2		
3	Nut, 10 UNF, Handle to Clamp	A075W3000F	4		
	Washer, 3/16", Handle to Clamp	A075W4000F	4		
4	Door Handle, Interior, RH	B075U1076F	1		
	Door Handle, Interior, LE	B075U1075F	1		
7	Tapping Plate, Door Handle to Door	A075U4061F	2		
8	Screw, 10 UNF x 3/4", Handle to Door	A075W5061F	6		
	Screw, 10 UNF x 1", Handle to Door	A076W5062F	6	R/B A076W5062F	
9	Washer, Handle to Door	A075W4016F	12		
10	Bezel, Door Handle	X054B6059F Z	4		
15	Latch Mechanism, Door Lock, RH	A079U4628F	1		
	Latch Mechanism, Door Lock, LE	A079U4629F	1		
16	Plate, Latch to Door Beam	A079U4616F	2		
23	Bolt, M6 x 45, Latch to Beam	A075W7004Z	8		
24	Nut, Nyloc, M6, Latch to Beam	A075W3009Z	8		
25	Trunnion, Rods to Latch	A079U4620F	6		
26	Circlip, Latch Trunnions	A079U6059F	6		
27	Clip, Rod End, Ext. Release to Latch	A079W5153F	2		
28	Clip, Rod End, Exterior Handle	A075U6033Z	4		
29	Bracket, Rod Guide	A079U4255K	2		
30	Guide Clip, Interior Handle Rods	A075J6027Z	4		
	Pop Rivet, Guide Bracket to Door	A075W5071Z	4		
	Washer, Pop Rivet	A075W4001Z	4		

ILLUS. NO.	DESCRIPTION	PART NUMBER	QUANTITY		REMARKS
			ALL		
10.17A					
31	Plate, Interior Lock Rod Retaining	A079U4337K	2		
32	Screw, Plate to Door	A075W5016F	2		
33	Spire Nut, Plate to Door	A075W6013F	2		
34	Rod, Exterior Release to Latch, RH	B079U4624F	1		
	Rod, Exterior Release to Latch, LH	B079U4625F	1		
35	Rod, Exterior Lock to Latch, RH	A079U4622F	1		
	Rod, Exterior Lock to Latch, LH	B079U4623F	1		
36	Rod, Interior Release to Latch	A079U4621F	2		
	Rod, Interior Lock to Latch, LH	B079U4627F	1		R/B B079U4626F
37	Rod, Interior Lock to Latch	B079U4626F	2		
38	Grommet, Blanking, Lock Rod Access	X054J6005Z	2		
45	Striker Post, RH	E079U4382F	1		
	Striker Post, LH	E079U4381F	1		
46	Washer, Large O/D, Striker Post Top	A075W4021F	4		
47	Nut, Nyloc, M8, Striker Post Top	A075W3010F	4		
48	Washer, 12mm	A075W4071F	2		
49	Setscrew, M12 x 30, Striker Post Bottom	A079W1058F	2		
50	Striker Plate, Door Latch	A075U6022F	2		
	Spacer, 3mm, Striker to Body	A082U5003F	A/R		
	Spacer, 1.5mm, Striker to Body	A082U5002F	A/R		
	Abrasive Washer, Striker to Body	A075U0656Z	2		R/B Friction Plate A082U5004F
52	Friction Plate, Striker to Body	A082U5004F	2		
53	Shim, 1.2mm, Striker Post to Body	B079U4486F	A/R		
	Shim, 3mm, Striker Post to Body	B079U4394F	A/R		
54	Tapping Plate, Door Latch Striker	B075U0333F	2		
55	Screw, M6 x 35, Striker Fixing	A082W7035F	4		

Esprit S3 10.17A

Page 2

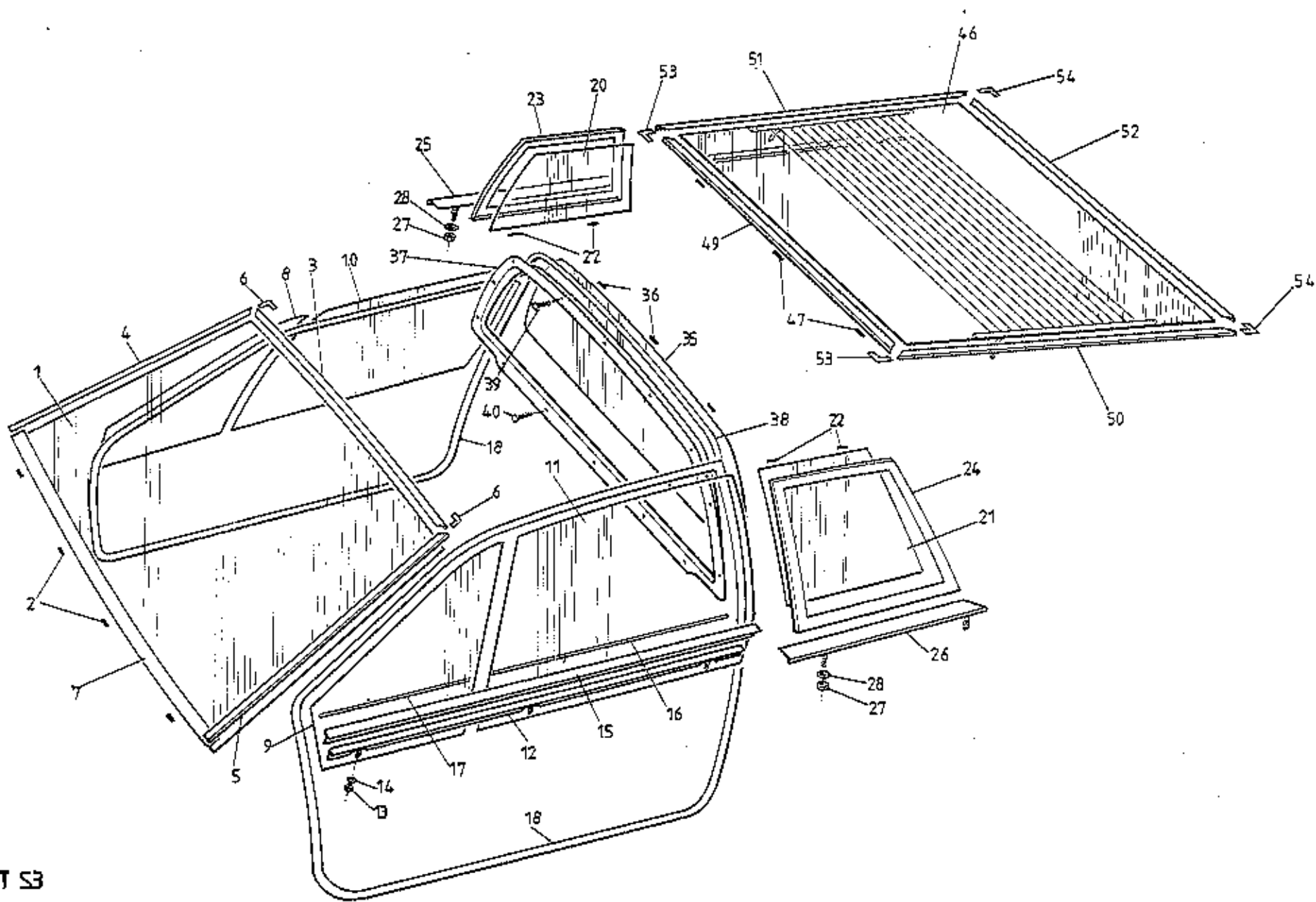


ESPRIT S3
1023A

ILLUS. NO.	DESCRIPTION	PART NUMBER	QUANTITY		REMARKS
			ALL		
10.23A					
1	Front Bumper, GRP, Inc. Brkts	A082B4240J	1		With Linear Diffusion Pattern Side/Turn Lamps
	Front Bumper, GRP, Inc. Brkts	A082B4533K	1		With Circular Diffusion Pattern Side/Turn Lamps
	Front Bumper, RRIM	A082B4428F	1		Prior '85 M.Y. R/B A082B460LJ (See S/B 1986/03)
	Front Bumper, RRIM	A082B460LJ	1		'86 M.Y. with Lucas Side/Turn Lamps
	Front Bumper, RRIM	B082B460LJ	1		'86 M.Y. on with Cobo Side/Turn Lamps
2	Bracket, GRP Bumper Mtg.	C079U4L35K	5)
3	Setscrew, 1/4 UNF, Bracket to Bumper	A075W1006Z	10) as fitted)
	Setscrew, 1/4 UNC, Bracket to Bumper	A075W1062Z	10))
4	Washer, Spring, Bracket to GRP Bumper	A075W4035Z	10) Use with GRP Bumpers
5	Setscrew, M8 x 25, GRP Bumper to Body	A075W1039Z	5) A082B4240/4533
6	Washer, Spring, GRP Bumper to Body	A075W4036Z	5)
7	Washer, Large O/D, GRP Bumper to Body	A075W4003Z	5)
9	Grommet, GRP Bumper Bolt Access (In Pod Well)	X054J5005Z	4)
	Setscrew, M8 x 25, RRIM Bumper to Body	A075W1039Z	2		>
	Nut, Nyloc, M8, RRIM Bumper to Body	A075W3010Z	2		>
	Washer, Flat, RRIM Bumper to Body	A075W4020Z	4		> Use with RRIM Bumper A082B4428F
	Stud, 'Bighead' M6 x 20 RRIM Bumper	A085B6078	4		>
	Washer, Flat, RRIM Bumper End Fix	A075W4011Z	4		>
	Nut, Nyloc, M6, RRIM Bumper End Fix	A075W3009Z	4		>
	Setscrew, M8 x 25, RRIM Bumper to Body	A075W1039Z	2)
	Nut, Nyloc, M8, RRIM Bumper to Body	A075W3010Z	2)
	Washer, Flat, RRIM Bumper to Body	A075W4003Z	4)
	Stud, M6 x 30, Bumper End Fixing	A082U6082F	4) Use with RRIM Bumper A/B082B460LJ
	Shim Plate, Bumper End to Body	A082B4603	2)
	Washer, Flat, 6 mm, Bumper End Fixing	A075W4017Z	4)
	Washer, Spring, Bumper End Fixing	A075W4035Z	4)
	Nut, Plain, M6, Bumper End Fixing	A075W3020Z	4)

ILLUS. NO.	DESCRIPTION	PART NUMBER	QUANTITY		REMARKS
			ALL		
10.23A					
20	Spoiler, Front	A079B4138K	1		
21	Pulsert, M8, Spoiler to Body	A075W6155F	6		
22	Washer, Flat, Spoiler to Body	A075W4003Z	6		
23	Washer, Spring, Spoiler to Body	A075W4036Z	6		
24	Setscrew, M8 x 25, Spoiler to Body	A075W1039Z	6		
	Spire Bolt, Spoiler to Rad. Duct	A079W6166F	5		
	Spire Nut, Spoiler to Rad. Duct	A079W6165F	5		
	Washer, Spoiler to Rad. Duct	A075W4015Z	5		
28	Grille, Radiator Air Intake	A079U4544F	1		
	Nut, Nyloc, Intake Grille Fixing	A075W3000F	5		
	Washer, 5 mm, Grille Fixing	A075W4009F	5		
35	Sill, LH	B085B4377K	1		
36	Sill, RH	B085B4376K	1		
38	Rear Bumper (GRP)	A085B4345J	1		
39	Bracket, Rear Bumper Mounting	C079U4135K	6		
40	Setscrew, 1/4 UNF, Bracket to Bumper	A075W1006Z	12) as fitted
	Setscrew, 1/4 UNC, Bracket to Bumper	A075W1062Z	12)
41	Washer, Spring, Bracket to Bumper	A075W4035Z	12		
42	Setscrew, M8 x 25, Rear Bumper to Body	A075W1039Z	6		
43	Washer, Spring, Rear Bumper to Body	A075W4036Z	6		
44	Washer, Large O/D, Bumper to Body	A075W4003Z	6		
45	Seal, Neoprene, Bumper to Body	B075U6054V	2.2 m		
52	Rear Valance	A085B4353K	1		
	Foam Strip, Valance to Body	A082U6067	3m		

Esprit S3 10.23A
Page 2



ESPRIT S3
 1101A

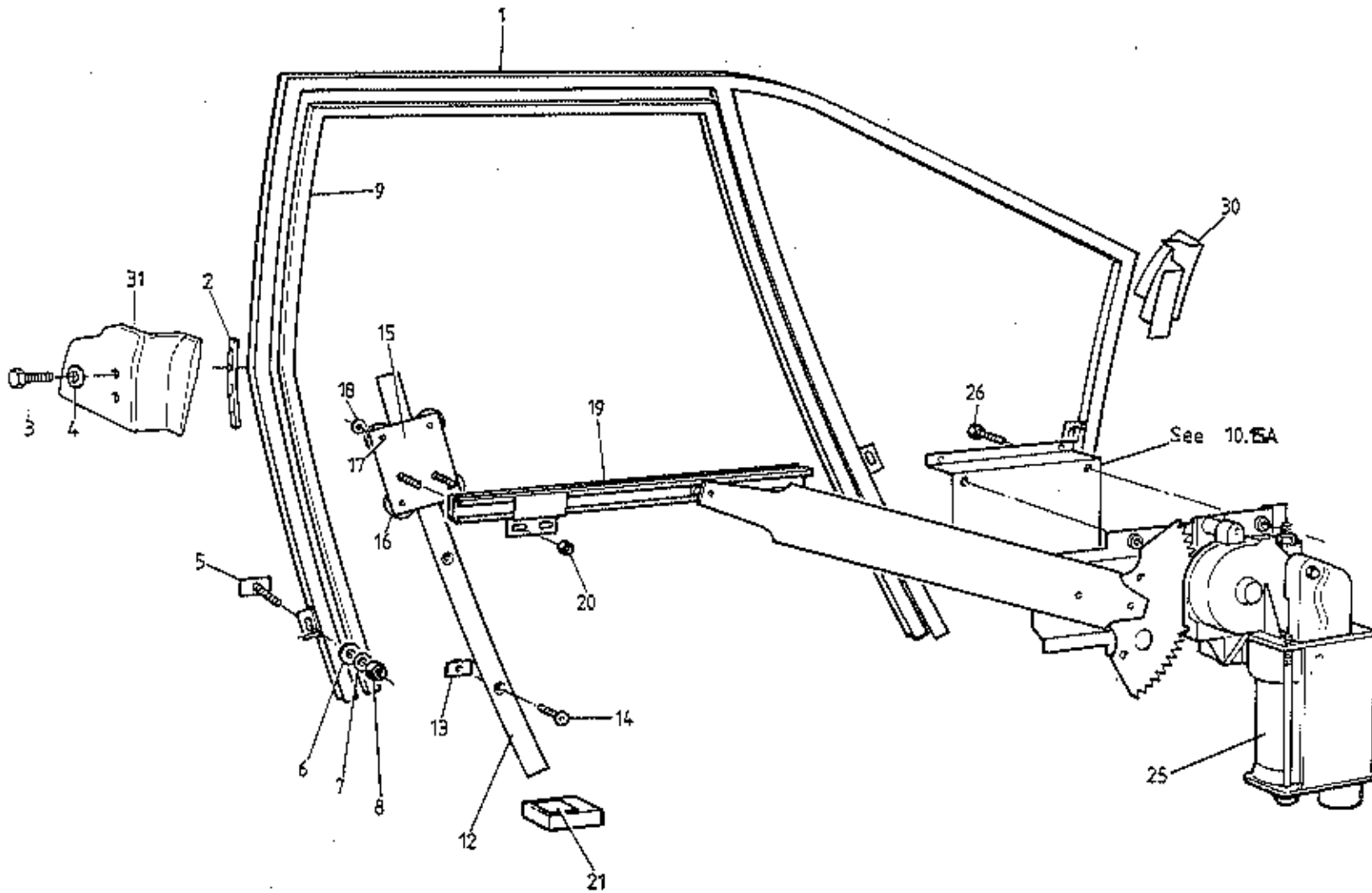
ILLUS. NO.	DESCRIPTION	PART NUMBER	QUANTITY		REMARKS
			ALL		
11.01A					
	"Betaseal" Screen Fitting Kit Comprises: Betaseal 71904 in 300cc Cartridge Glass Primer Applicator Bottle Glass Primer Applicator Head and Felt Pad Glass Primer, Black, 84132-11 Wipe Cleaner No. 4 Piano Wire 0.6mm x 120cm Special Cleaning Paper Spacing Blocks 10 x 14 x 20mm	A075B6158J	A/R		Used for Windscreen Rear Bulkhead Glass and Tailgate Glass
				1	
				1	
				1	
				1	
				1	
				1	
				1	
				4	
	"Solbit", Thermo-Electric Sealer, 9.5mm	A075B6121V	A/R		Replaces 8mm Solbit. Used on Door 1/4 Light, Rear 1/4 Light, and Door Drop Glass
	"Solbit" Primer	A075B6012Z	A/R		
1	Windscreen, Tinted	A079U4023F		1	
	Windscreen, Clear	A079U4014F		1	
2	Spacer, 4mm, Screen to Body	A075U0588F		8	
3	Finisher, Windscreen Top	EC79U4048F		1	
4	Finisher, Windscreen, RH	A079U4050F		1	
5	Finisher, Windscreen, LH	A079U4049F		1	
6	Finisher Clip, Windscreen Top Corner	A079U4051F		2	
7	Black Strip, 1 3/4" Screen Bottom	A082U6072V		1.5m	
8	Glass, Door 1/4 Light, RH, Tinted	A079U4026F		1	
	Glass, Door 1/4 Light, RH, Clear	A079U4018F		1	
9	Glass, Door 1/4 Light, LH, Tinted	A079U4027F		1	
	Glass, Door 1/4 Light, LH, Clear	A079U4017F		1	
10	Drop Glass, Door, RH, Tinted	A079U4028F		1	R/B A082U5034F
	Drop Glass, Door, RH, Tinted	A082U5034F		1	
	Drop Glass, Door, RH, Clear	A079U4020F		1	
11	Drop Glass, Door, LH, Tinted	A079U4029F		1	R/B A082U5035F
	Drop Glass, Door, LH, Tinted	A082U5035F		1	
	Drop Glass, Door, LH, Clear	A079U4019F		1	
	Finisher, Door Top, External, RH	F079U4316		1	

MAR 1987

dlpl7

ILLUS. NO.	DESCRIPTION	PART NUMBER	QUANTITY		REMARKS
			ALL		
11.01A					
12	Finisher, Door Top, External LH	F079U4315	1		
13	Nut, Plain, 4BA, Finisher Fixing	A075W3057F	6		
14	Washer, Flat, Finisher Fixing	A075W4001F	6		
15	Weatherstrip, Door Glass, External	C079U4434F	2		
	Backing Strip, Weatherstrip/Finisher	D079U4438K	2		
	Pop Rivet, Weatherstrip/Finisher	A075W6071F	26		
	Finisher/Weatherstrip Assy. RH	A079U4576J	1		
	Finisher/Weatherstrip Assy. LH	A079U4577J	1		
16	Seal, Drop Glass, Internal	A079U4175K	2		R/B A089V6166V
17	Seal, Door 1/4 Light, Internal	A079U4176K	2		Clip On. Prior VIN *)
	Clip, Seal, to Door Trim Channel	A075W6054Z	16		
	Seal, Drop Glass & 1/4 Light, Internal	A089V6166V	2m		Stick On. From VIN *
18	Door Weatherstrip	A079U4197F	2		
	Secondary Door Seal (Wedge)	A082U4870F	2		
20	Glass, Rear 1/4 Light, RH, Tinted	A079U4550F	1		
	Glass, Rear 1/4 Light, RH, Clear	A079U4548F	1		
21	Glass, Rear 1/4 Light, LH, Tinted	A079U4551F	1		* VIN 85 D 2429
	Glass, Rear 1/4 Light, LH, Clear	A079U4599F	1		85 - 0724
22	Spacer, 4mm, Glass to Body	A075U0588F	8		
23	Trim, ABS, Rear 1/4 Glass, RH	B079U4570K	1		
24	Trim, ABS, Rear 1/4 Glass, LH	B079U4569K	1		
25	Sill Finisher, Rear 1/4 Glass, RH	B079U4572F	1		
26	Sill Finisher, Rear 1/4 Glass, LH	B079U4571F	1		
27	Nut, 10 UNF, Finisher Fixing	A075W3013F	4		
28	Washer, Finisher Fixing	A075W4017F	4		
35	Glass, Rear Bulkhead	A079U4032F	1		
36	Spacer, Glass to Surround	A075U0588F	6		
37	Surround, Bulkhead Glass Mounting	B079B4037K	1		Without 'Glass Roof'
	Surround, Bulkhead Glass Mounting	A082B4498K	1		With 'Glass Roof'
38	Foam Strip, Surround to Body	A036B6213V	3m		
39	Screw, 1/2", Surround to Body	A075W5014Z	9		
40	Screw, 3/4", Surround to Body	A075W5028Z	5		

ILLUS. NO.	DESCRIPTION	PART NUMBER	QUANTITY		REMARKS
			ALL		
11.01A					
46	Glass, Tailgate, Heated, Clear	B079U4016F	1		
47	Spacer, 4 mm, Glass to Tailgate	A075U0588F	8		
49	Finisher, Tailgate Glass, Top	A079U4053F	1		
50	Finisher, Tailgate Glass, LH Side	A079U4055F	1		
51	Finisher, Tailgate Glass, RH Side	A079U4056F	1		
52	Finisher, Tailgate Glass, Bottom	A079U4054F	1		
53	Finisher, Corner Clip, Top	A079U4058F	2) If Fitted
54	Finisher, Corner Clip, Bottom	A079U4057F	2)

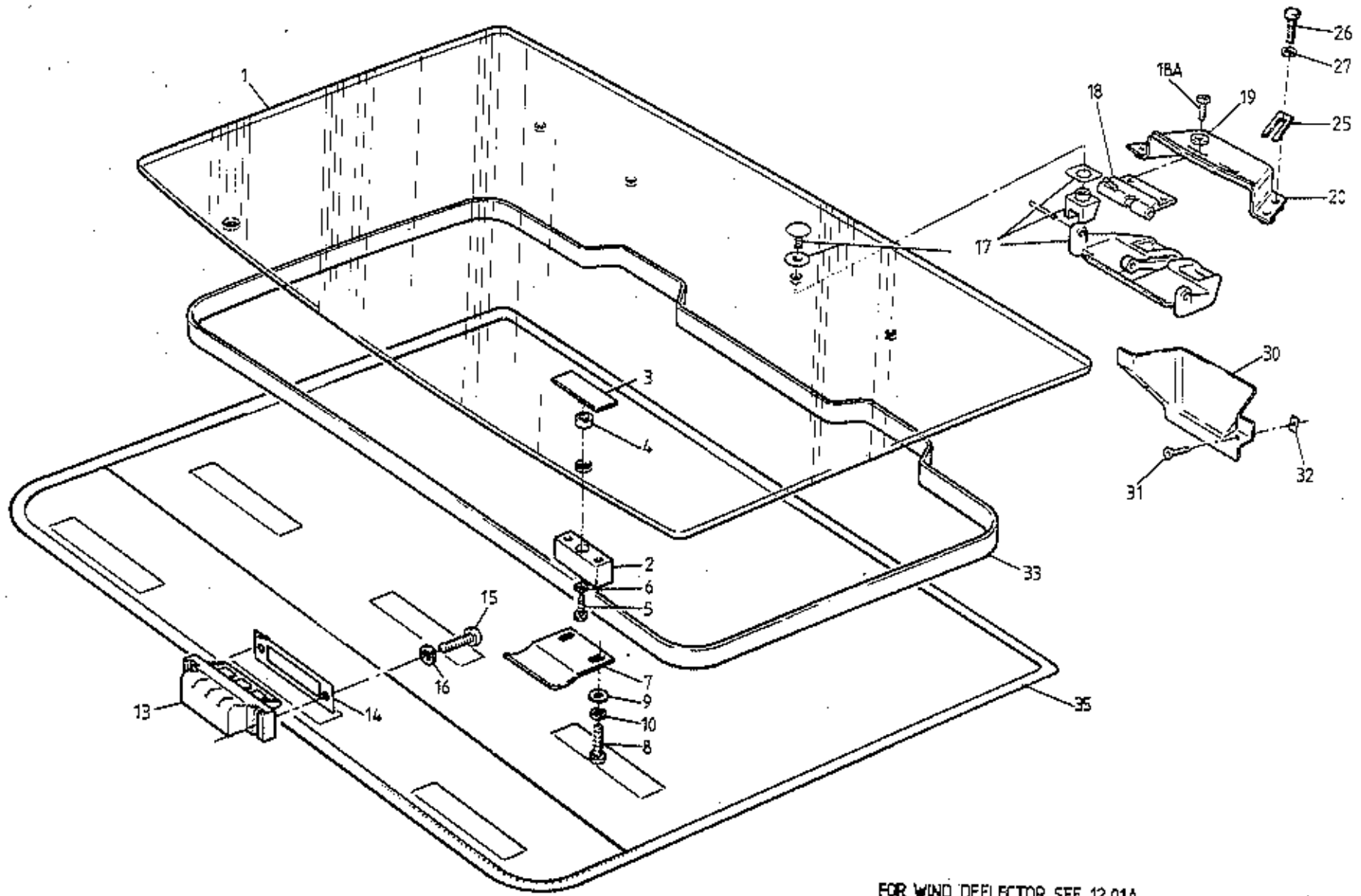


ESPRIT S3
11.02A

ILLUS. NO.	DESCRIPTION	PART NUMBER	QUANTITY		REMARKS
			ALL		
11.02A					
1	Door Window Frame, LH, Aluminium	B079U4115K	1		
	Door Window Frame, RH, Aluminium	B079U4116K	1		
2	Fixing Strap, Window Frame Top Rear	A079U4201F	2		
3	Screw, 10 UNF, Strap to Door Shell	A075WL002	4		
4	Washer, Strap to Door Shell	A075W4009	4		
5	Studplate, M6, Frame to Door Beam	B079U4011F	10		
6	Washer, M6 x 25 x 1.4	A075W4017F	10		
7	Washer, M6 x 20 x 2.5	A075W4016F	20		
8	Nut, Nyloc, M6	A075W3009Z	10		
9	Silent Channel, Drop Glass Guide	A079U4119K	2		
12	Guide Rail, Drop Glass, LH	B079U4249F	1		
	Guide Tail, Drop Glass, RH	B079U4250F	1		
13	Fixing Plate, M6, Guide to Beam	A079U4329K	4		
14	Screw, csk. M6 x 18, Guide to Beam	A079W7033F	4		
15	Carriage Plate, LH	B079U4253F	1		Drop Glass Channel to Guide Rail
	Carriage Plate, RH	B079U4252F	1		Drop Glass Channel to Guide Rail
16	Wheel, Carriage Plate	D036B0433Z	8		
17	Shoulder Pin, Wheel Pivot	B079U4265F	8		
18	Washer, Wheel Pivot	A075W4000Z	8		
19	Carrier Channel, Drop Glass, LH	A079U4257J	1		
	Carrier Channel, Drop Glass, RH	A079U4256J	1		
20	Nut, Nyloc, M6, Channel to Carrier	A075W3009Z	4		
21	Pad, Drop Glass Abutment	A085U4866K	2		
25	Window Motor, LH	A075M6091K	1		
	Window Motor, RH	A075M6090K	1		
26	Screw, 1/4" UNF x 1/2" Motor to Brkt.	A075WL018F	8		
30	Finisher, Front, Door Shell/Window Frame, LH	A082U5021K	1		
	Finisher, Front, Door Shell/Window Frame, RH	A082U5020K	1		
31	Finisher, Rear, Door Shell/Window Frame, LH	A082U4979K	1		
	Finisher, Rear, Door Shell/Window Frame, RH	A082U4980K	1		

MAR 1987

dlp20



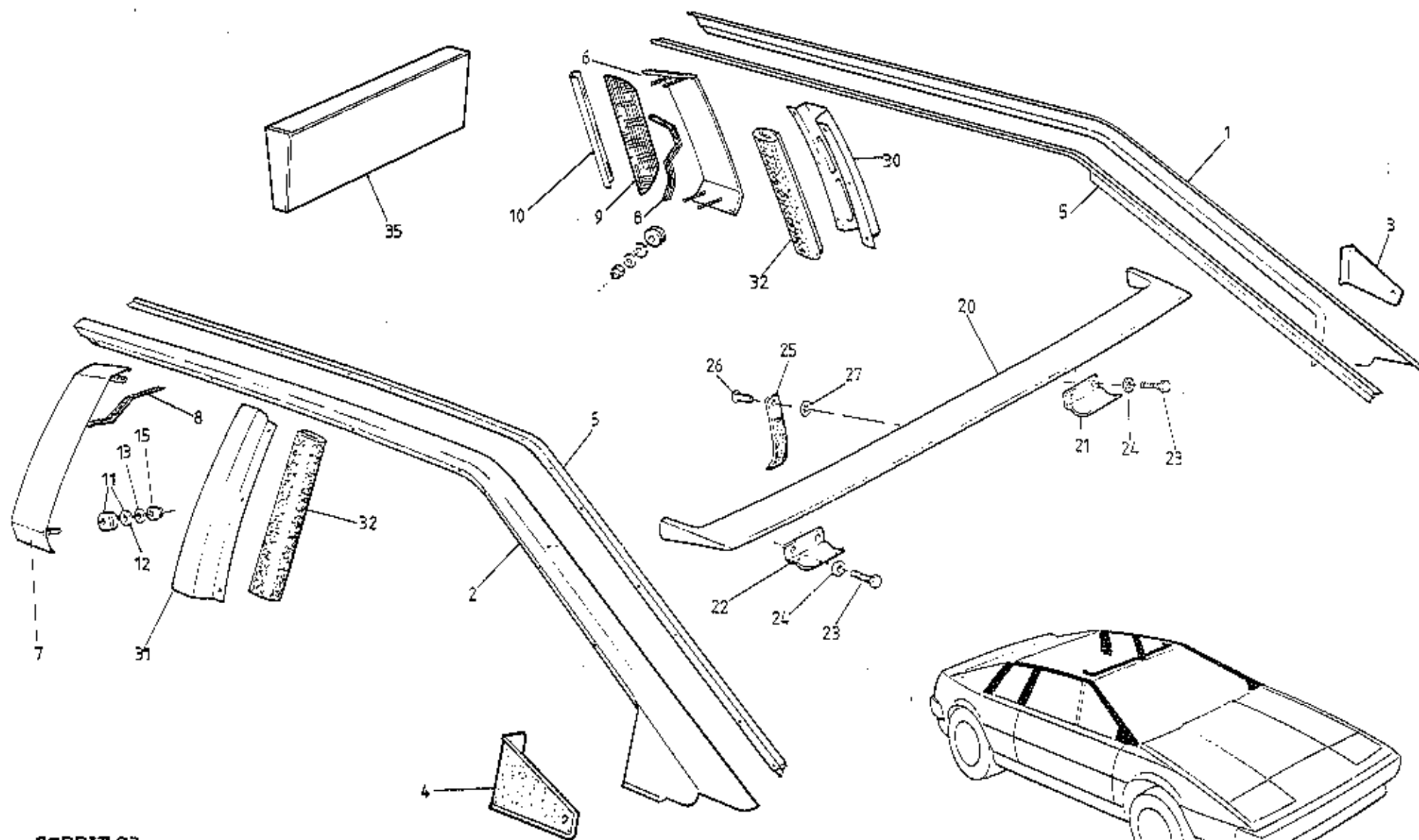
ESPRIT S3
11.05A

ILLUS. NO.	DESCRIPTION	PART NUMBER	QUANTITY		REMARKS
			'GLASS ROOF'		
11.05A					
1	Glass Roof	C082U4968F	1		
2	Plinth, Tongue to Roof Glass	A082U4978F	2		
3	Tapping Plate, Tongue Plinth	A082U6100F	2		
4	Sealing Ring, Tapping Plate	A082U6103F	2		
5	Screw, Plinth to Tapping Plate	A082W5097F	2		
6	Washer, Plinth to Tapping Plate	A075W4000Z	2		
7	Tongue, Roof Glass Front	A082U6101F	2		
8	Screw, 10 UNF, Tongue to Plinth	A075W5058Z	4		
9	Washer, Flat, Tongue to Plinth	A075W4000Z	4		
10	Washer, Shakeproof, Tongue to Plinth	A075W4043	4		
13	Slot Recess, LH, Roof Aperture Front	A082U6097F	1		
	Slot Recess, RH, Roof Aperture Front	A082U6098F	1		
14	Gasket, Slot Recess to Body	A082U6099F	2		
15	Screw, Slot Recess to Body	A075W5061Z	4		
16	Washer, Slot Recess to Body	A075W4000Z	4		
17	Catch Handle Assy. Roof Glass Rear	A082U6095F	2		
18	Sliding Pin Assy. Catch Handle	B082U6096F	2		
18A	Screw, M4 x 10, Sliding Pin Assy. to Brkt.	A075W5079F	4		
19	Washer, Sliding Pin Assy. to Brkt.	A075W4062F	4		
20	Mounting Bracket, Sliding Pin/Body	C082U4974F	2		R/B D082U4974F
	Mounting Bracket, Sliding Pin/Body	D082U4974F	2		With Roof Abutment Buffer
	Buffer, Rubber, Roof Abutment	X046B6113Z	2		Used With Bracket D082U4974F
25	Shim, Mounting Bracket to Body	A082U4975F	A/R		
26	Screw, M6 x 16, Brkt. to Body	A075W1028Z	8		
27	Washer, Bracket to Body	A075W4013Z	8		
30	Recess Moulding, Catch Bracket, LH	A082U4987K	1		
	Recess Moulding, Catch Bracket, RH	A082U4988K	1		
31	Screw, Moulding Fix	A075W5028Z	4		
32	Spire Nut, Moulding Fix	A075W6014Z	4		
33	Seal, Roof Glass to Body	A089U6055F	3m		
35	Bag, Roof Glass Protection	A082V7289J	1		

Esprit S3 ('Glass Roof')
11.05A

MAR 1987


dlp21



ESPRIT S3
12.01A

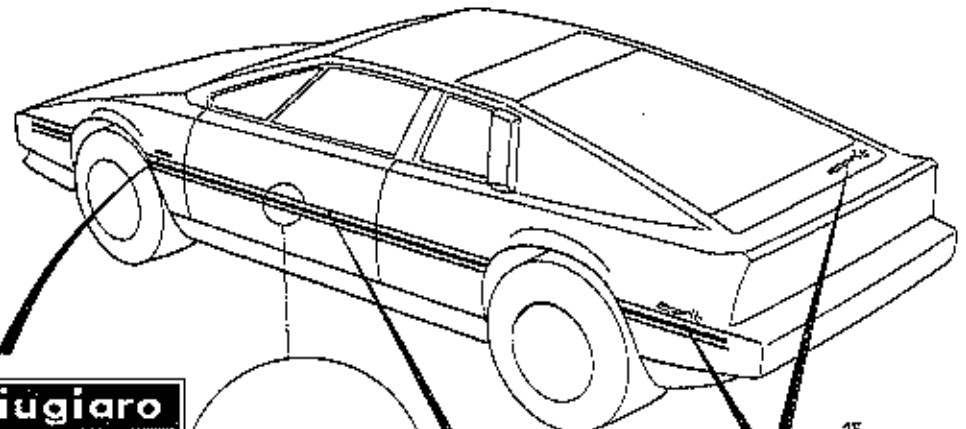
ILLUS. NO.	DESCRIPTION	PART NUMBER	QUANTITY		REMARKS
			ALL		
12.01A					
1	Capping Rail, LH	A079B401LK	1		With ABS Lower 'A' Post Finisher
	Capping Rail, LH	A082B4455K	1		With Integral Lower 'A' Post Finisher
2	Capping Rail, RH	A079B4012K	1		With ABS Lower 'A' Post Finisher
	Capping Rail, RH	A082B4454K	1		With Integral Lower 'A' Post Finisher
3	Pop Rivet, Capping Rail to Body	A075W6066Z	14		
4	Finisher, 'A' Post Lower, ABS, LH	A079U4165K	1		Used with Capping Rail A079B401LK
	Finisher, 'A' Post Lower, ABS, RH	A079U416GK	1		Used with Capping Rail A079B4012K
	Pop Rivet, Finisher Fitting	A075W6090Z	2		
	Drive Fastener, Black	A079W6159F	2		
5	Finisher Strip, Capping Rail to Body	A079U4010F	2		
	Pop Rivet, Finisher to Body	A075W6071Z	22		
6	Cover, Intake/Extractor Vents, LH	A085B4369K	1		
7	Cover, Intake/Extractor Vents, RH	A085B4368K	1		
8	Foam Seal, Air Scoop Sealing	A036B6213V	1	m	
9	Grille, Vent Cover Rear, LH	A085U4837F	1		
	Grille, Vent Cover Rear, RH	A085U4836F	1		
10	Edging Strip, Grille to Body	A085U4841K	2		
11	Grommet, Scoop Fixings	A079U6058F	8		
12	Washer, Rubber, Vents to Body	A036L6019Z	8		
13	Washer, Vents to Body	A075W4000Z	8		
14	Nut, Nyloc, 10 UNF, Vents to Body	A075W3000Z	8		
20	Wind Deflector	C082B4512K	1		In Primer. 'Glass Roof' Models
21	Retainer Tongue, LH, Wind Deflector	A082U4985F	1		
22	Retainer Tongue, RH, Wind Deflector	A082U4986F	1		
23	Screw, 10 UNF, Tongue to Deflector	A075W5059Z	4		
24	Washer, Tongue to Deflector	A075W4000Z	4		
25	Strap, Deflector Retaining	A082V7299	1		
26	Rivet, Strap to Deflector	A079W6195Z	1		
27	Spring Clip, Strap Rivet	A075W6173F	1		
30	Finisher, 'B' Post, LH	B079B4035K	1		
31	Finisher, 'B' Post, RH	B079B4036K	1		
	Pop Rivet, Finisher Fix	A075W6065Z	16		
32	Foam Mesh, 'B' Post Ventilation	A082U5014K	2		
35	Number Plate Surround, ABS	A085U4814K	1		Prior '85 M.Y. Esprit S3 12.01A

MAR 1987
dlp22



esprit 3


Prior to '84 M.Y.
& later '84 M.Y.



esprit

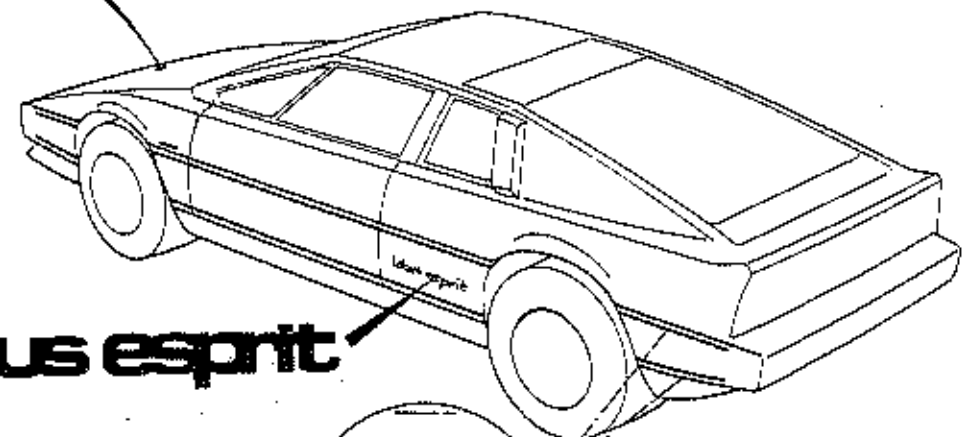
Early '84 M.Y.

styled by **giugiaro**



esprit

'85 & '86 M.Y.



lotus esprit

'87 M.Y. On

esprit hc

ESPRIT S3
12-05 A

ILLUS. NO.	DESCRIPTION	PART NUMBER	QUANTITY		REMARKS
			ALL		
12.05A					
1	Finisher Strip, Waistband ('Square' Profile)	B076U6005V	10m		Prior to '86 M.Y. > R/B
	Finisher Strip, Waistband ('Square' Profile)	B076U6005V	12m		'86 M.Y. on (fitted around nose)>A082U5105V
	Finisher Strip, Waistband ('Rounded' Profile)	A082U5105V	12m		
2	Carrier, Waistband Finisher to Door	C079U4485F	2		
3	Screw, S/T, Carrier to Door	A079W5004F	18		R/B Pop Rivets
	Pop Rivet, Carrier to Door	A075W6092Z	18		
	Double Sided Tape, Carrier to Door	A089U6063V	2.6m		
	Adhesive, Part A, Waistband Finisher	A075U6088V	160cc		
	Adhesive, Part B, Waistband Finisher	A075U6089V	40cc		
5	Badge, 'Styled by Giugiaro'	A079U4047F	2		
6	Nose Badge 'Old Style', Black/Silver	C036B0269F	1		
	Nose Badge 'Old Style', Black/Gold	D036B0269F	1		R/B C079U4607F
	Nose Badge 'Old Style', Black/Gold	C079U4607F	1		
7	Nose Badge 'New Style', Green/Gold	A089U1550F	1		
	Nose Badge 'New Style', Black/Gold	A089U1610F	1		
	Rawlnut, 2BA, Nose Badge Fix	B075W6029Z	2) as required
	Rawlnut, M5, Nose Badge Fix	A075W6074F	2)
10	Decal, 'Esprit 3', Gold	A085U4799F	4		>
	Decal, 'Esprit 3', Black	A085U4827F	4		> Prior to '84 M.Y. and
11	Stripe, 5mm Wide, Gold	A085U4800K	5m		> later '84 M.Y.
	Stripe, 5mm Wide, Black	A085U4832K	5m		>
12	Stripe, 20mm Wide, Black	A085U4801F	6m		>
15	Decal, 'Esprit', Gold	A082U4995F	4)
	Decal, 'Esprit', Black	A082U4993F	4)
	Decal, 'Esprit', Red	A082U4994F	4) Early '84 M.Y.
16	Dualstripe, Gold	A089U1527F	6m)
	Dualstripe, Black	A089U1526F	6m)
	Dualstripe, Red	A089U1528F	6m)

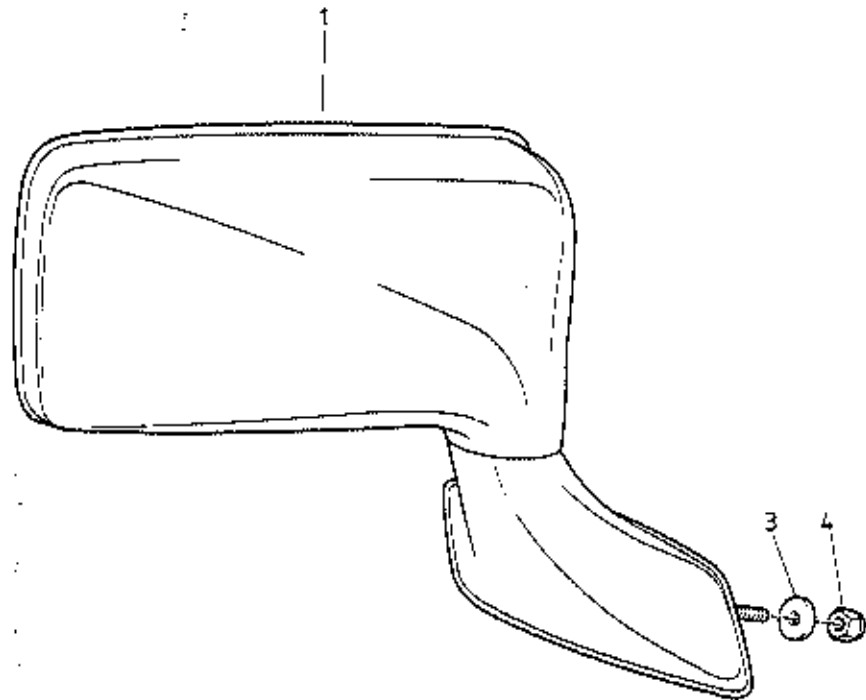
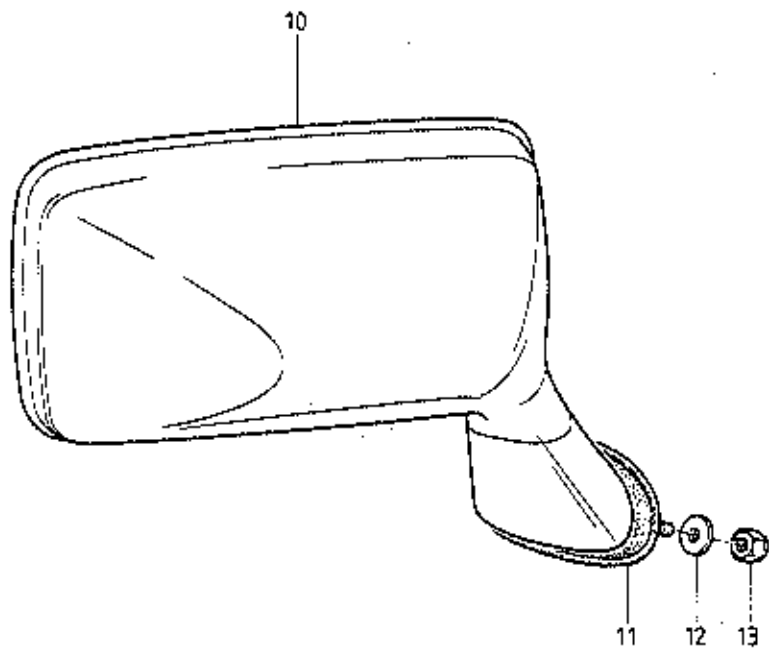
MAR 1987

d1p23

Esprit S3 12.05A

Page 1

ILLUS. NO.	DESCRIPTION	PART NUMBER	QUANTITY		REMARKS
			ALL		
12.05A					
18	Decal, 'Esprit', Gold	A085U4799F	3		Cut off '3' >
19	Decal, 'Esprit', Black	A085U4827F	3		Cut off '3' > '85 & '86 M.Y.
	Stripe, 5mm Wide, Gold	A085U4800K	5m		>
	Stripe, 5mm Wide, Black	A085U4832K	5m		>
20	Decal, 'Lotus Esprit', Red/Gold	A082U5750F	2)
	" " " Silver/Red	A082U5751F	2)
	" " " Silver/Blue	A082U5752F	2)
	" " " Black/Gold	A082U5753F	2) '87 M.Y. Prior VIN *
	" " " White/Red	A082U5754F	2)
	" " " White/Blue	A082U5755F	2) (First Colour Outline,
	" " " Black/Silver	A082U5756F	2) Second Infill)
21	Decal, 'Esprit H.C.', Red/Gold ^{Gold/Red}	A082U5756F	2)
	Decal, 'Esprit H.C.', Red/Silver	A082U5829F	2)
	Decal, 'Esprit H.C.', Silver/Blue	A082U5830F	2)
	Decal, 'Esprit H.C.', Black/Gold	A082U5831F	2)
	Decal, 'Esprit H.C.', Silver/Red	A082U5832F	2) '87 M.Y. on from VIN *
22	Single Stripe, 3mm, Blue	A089U1768V	12m)
	" " " Red	A089U1699V	12m)
	" " " Silver	A089U1769V	12m)
	" " " Gold	A089U1530V	12m)
	Decal 'Lotus' Gold	A089U1770F	2)
	Red	1771F	2)
	Blue	1772F	2)
	Silver	1773F	2)
	Only outline gold as per IS				
					* VIN 85 D 2427 85 - 0724



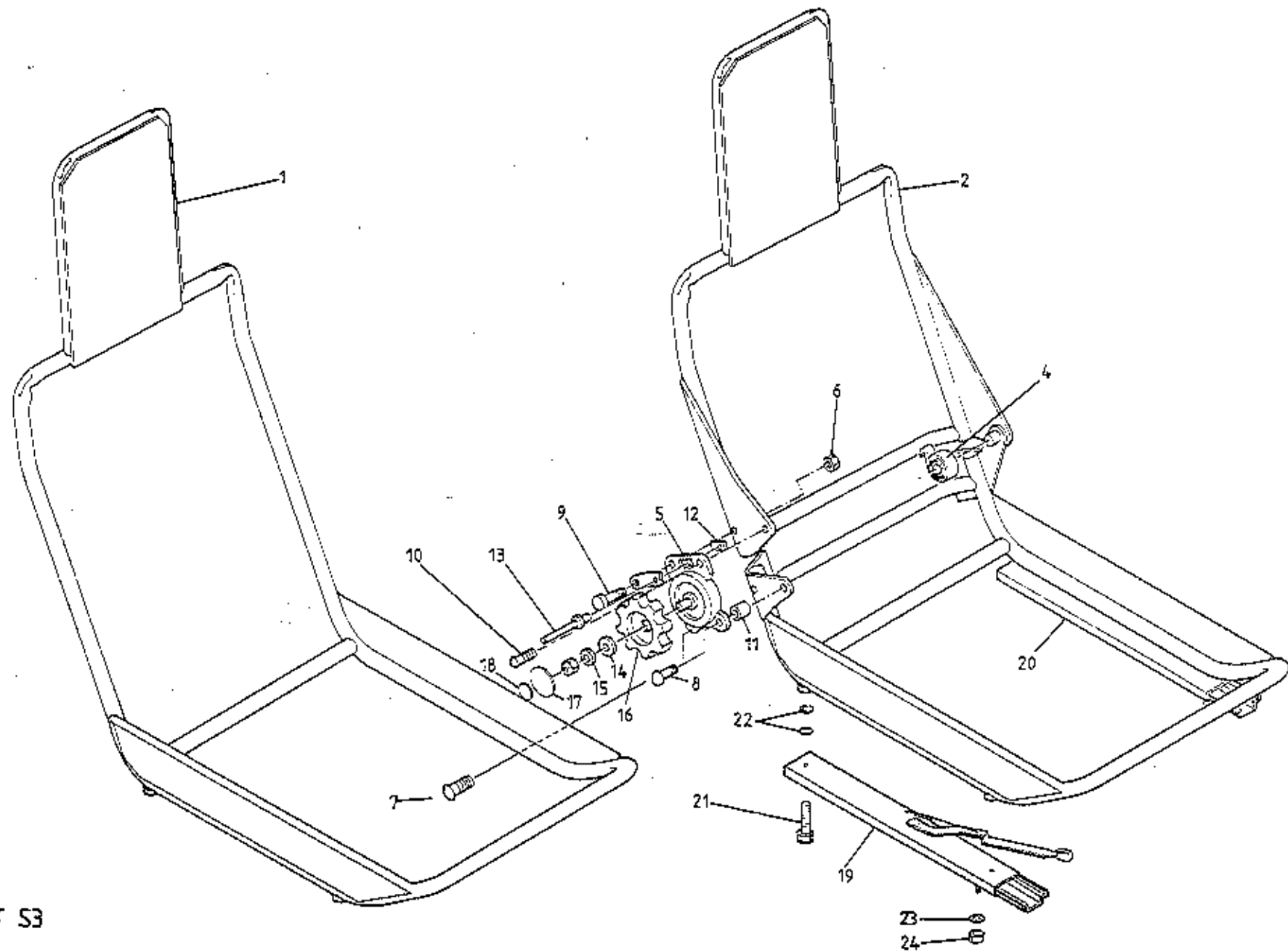
ESPRIT S3
12.09A

ILLUS. NO.	DESCRIPTION	PART NUMBER	QUANTITY		REMARKS
			RHD	LHD	
12.09A					
1	Door Mirror, RH, Convex	A079U6052F	1	1)
	Door Mirror, RH, Flat	A079U6054F	1	1	Optional)
	Door Mirror, LH, Convex	A079U6051F	1	1)
	Door Mirror, LH, Flat	A079U6053F	1	1	Optional)
3	Washer, Large O/D, Mirror to Door	A075W4017Z	4	4) Prior to VIN 85 D 2136
4	Nut, Nyloc, M6, Mirror to Door	A075W3009Z	4	4) 85 - 0606
	Mirror Glass, Convex	A079U6064F	2	2)
	Mirror Glass, Flat	A079U6063F	2	2)
	Bezel, Mirror	A079U6071F	2	2)
10	Door Mirror, RH, Less Mirror Glass	A082M6289F	1		>
	Door Mirror, RH, Less Mirror Glass	A082M6291F		1	>
	Door Mirror, LH, Less Mirror Glass	A082M6290F	1		>
	Door Mirror, LH, Less Mirror Glass	A082M6292F		1	> From VIN 85 D 2136
	Glass/Pad Assembly, Convex	A082M6295F	2	2	> 85 - 0606
11	Gasket, Door/Mirror	A082M6305F	2	2	>
12	Washer, Mirror to Door	A075W4016Z	4	4	>
13	Nut, Nyloc, M6, Mirror to Door	A075W3009Z	4	4	>

MAR 1987

d1p24

Esprit S3 12.09A



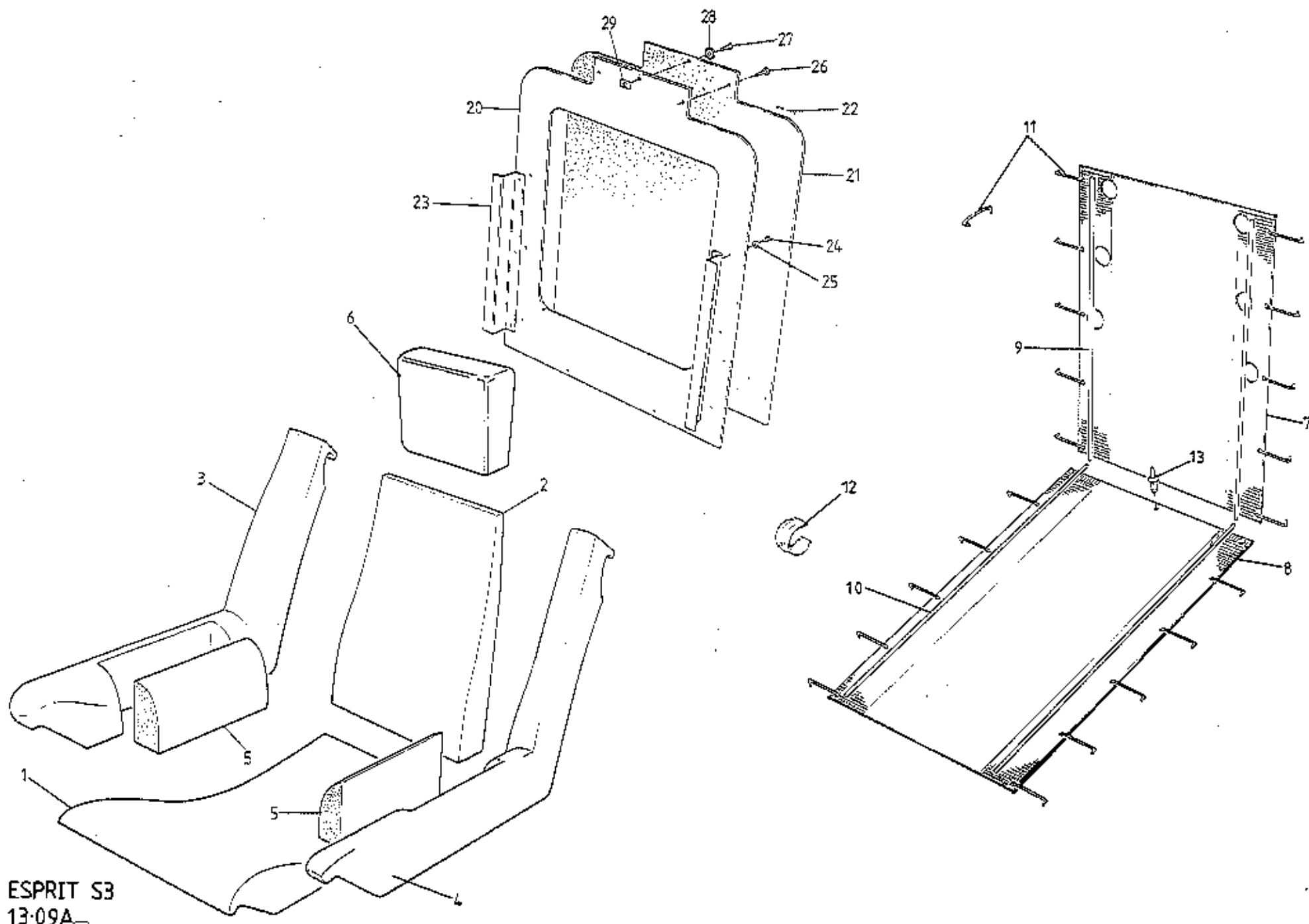
ESPRIT S3
13-03A

ILLUS. NO.	DESCRIPTION	PART NUMBER	QUANTITY		REMARKS
			PRIOR '87 M.Y.	'87 M.Y ON	
13.03A					
1	Seat Frame	F079V4006F	2		
	Seat Frame, Reclining, RH	A082V5912F		1	
	Seat Frame, Reclining, LH	A082V5913F		1	
4	Spring, Anti-Rattle	A083V6091F		2	
5	Seat Reclining Mechanism, RH	A083V6065F		1	
	Seat Reclining Mechanism, LH	A083V6066F		1	
6	Nut, Nyloc, M8	A075W3010F		8	
7	Bolt, M8 x 60, Button Head	A082W7051F		2	
8	Bolt, M8 x 30, Button Head	A082W7050F		2	
9	Stud, Pawl Pivot	A083V2420F		2	
10	Bolt, M8 x 20, Button Head	A075W7022F		2	
11	Spacer	A082V5921F		4	
12	Locking Plate, Tilt Pawl	A082V5923F		2	
13	Pop Rivet, Locking Plate Fix	A075W6087F		2	
14	Washer, 3/8" I/D, Drive Plate Clamp	A089U6066F		2	
15	Washer, 5/16" I/D, Recline Mechanism Shaft	A089U6065F		2	
16	Handwheel, Seat Recline	A083V6067F		2	
17	Trim, Handwheel Centre	A083V6068F		2	
18	Badge 'Lotus', Handwheel Centre	A089U1553F		2	
19	Seat Runner, Locking	A085V5721K	2	2	
20	Seat Runner, Non-Locking	A085V5722K	2	2	
21	Setscrew, Runner to Seat Frame	A075W1038Z	8	8	
22	Washer, Runner to Seat Frame	A075W4013Z	16	16	
23	Washer, Flat, Large O/D, Floor Underside	A075W4021F	8	8	
24	Nut, Nyloc, M8, Runner to Floor	A075W3010F	8	8	

MAR 1987

dlp25

Esprit S3 13.03A



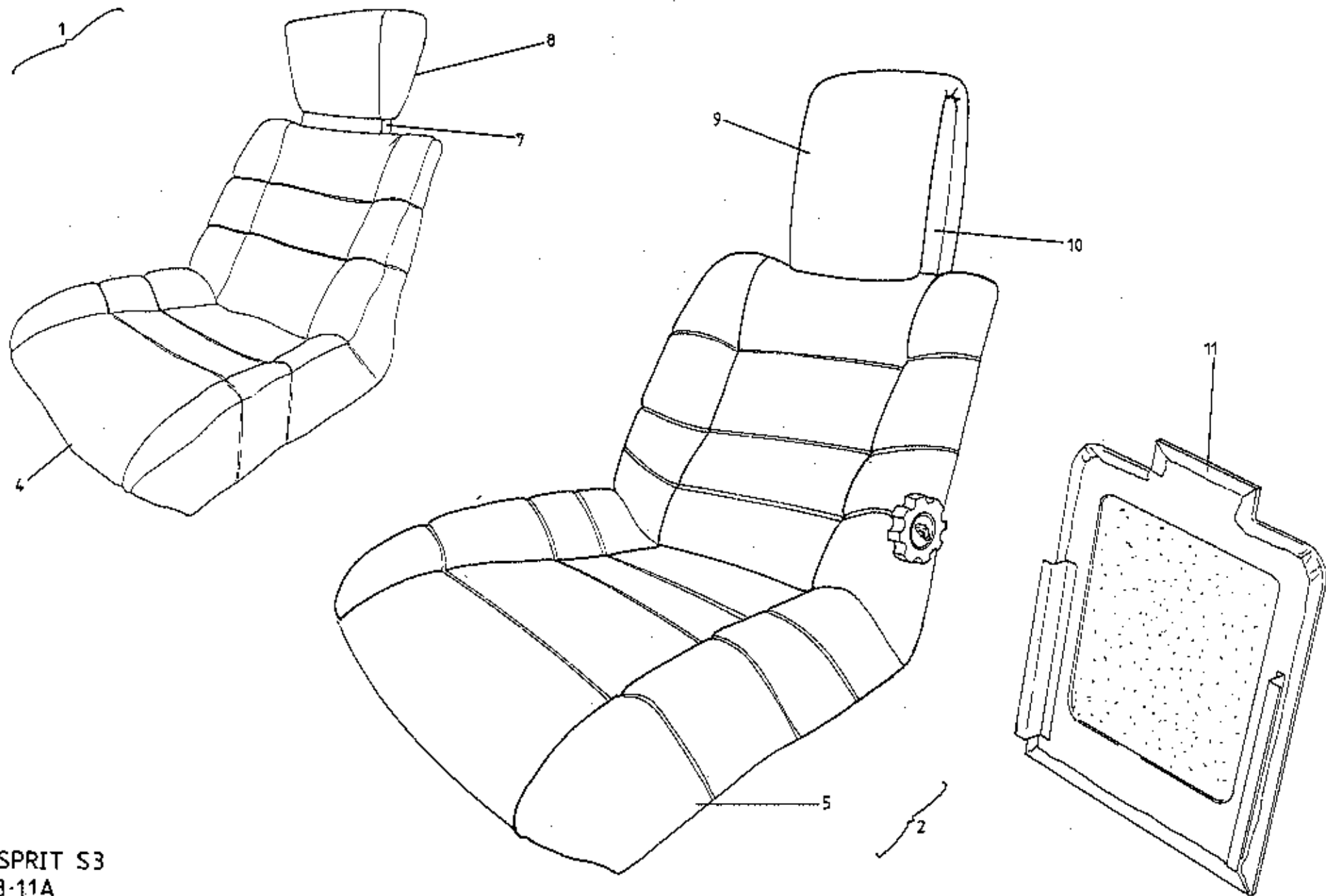
ESPRIT S3
13-09A

ILLUS. NO.	DESCRIPTION	PART NUMBER	QUANTITY		REMARKS
			ALL		
13.09A					
1	Cushion Foam	A082V4777F	2		Quantities are <u>Per Car</u>)Prior '87 M.Y.) >'87 M.Y. on Reclining Seat >
2	Backrest Foam	A082V4778F	2		
3	Armrest Foam, RH	A085V5664K	2		
4	Armrest Foam, LH	A085V5665K	2		
	Armrest Foam, RH	A082V7352	2		
	Armrest Foam, LH	A082V7353	2		
5	Insert, Armrest Foam	A085V5666F	4		
6	Headrest Foam	A079V4125F	2		
7	Suspension Unit, Backrest	B085V5663F	2		
8	Suspension Unit, Cushion	B085V5662F	2		
9	Flexolator, Backrest, 520mm	A082V4782F	4		
10	Flexolator, Cushion, 490mm	A082V4783F	4		
11	Hogring, Flexolator to Suspension Unit	A075W6076F	80		
12	Tube Clip, Trim to Frame	B079W6120F	110		
13	Rivet, Rokut, Cushion Unit to Frame	A079W6195F	6		
20	Backboard	B079V4130F	2		
21	Foam, 3mm, Seat Backboard	A079V6010V	1sq.m.		
22	Staple	A075W6100F	100		
23	Bracket, Seat Backboard Fix	A079V4122K	4		
24	Pop Rivet, Bracket to Backboard	A075W6090Z	12		
25	Washer, Pop Rivet	A075W4001	12		
26	Screw, Backboard to Seat Frame	A075W5028	6		
27	Screw, Press Stud Fix	A075W5026	4		
28	Press Stud, Headrest Collar Fix	A076W6111	4		
29	Spire Nut, Press Stud Fix	A075W6013	4		

MAR 1987

dlp26

Esprit S3 13.09A



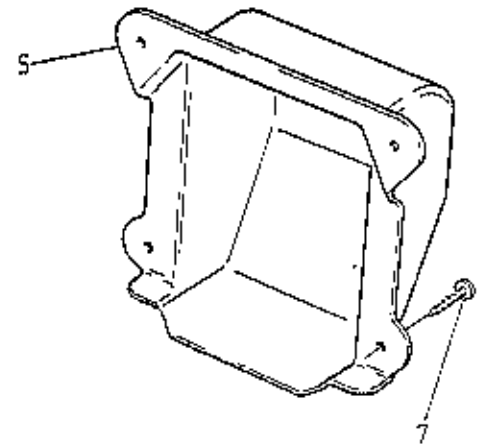
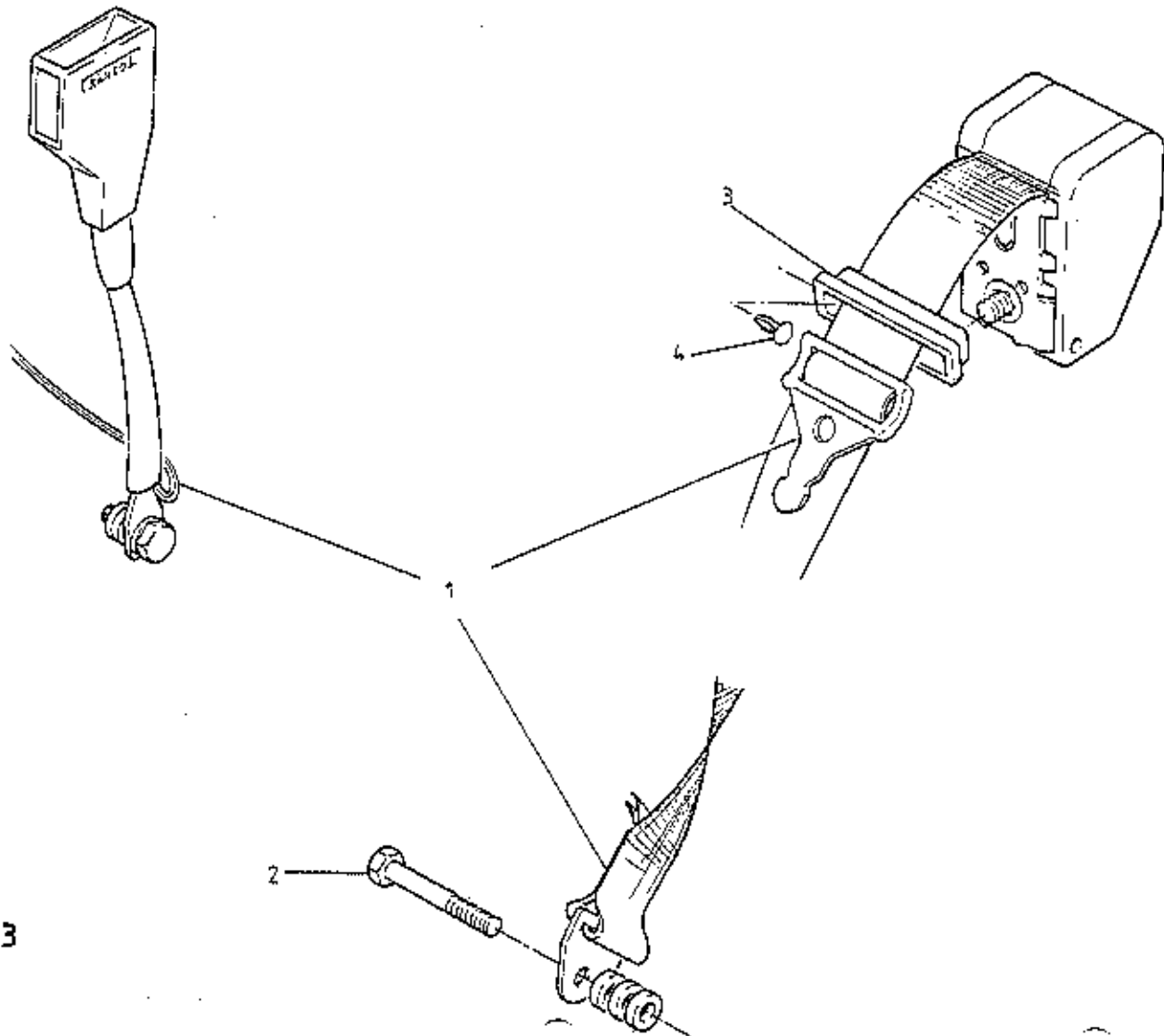
ESPRIT S3
13-11A

ILLUS. NO.	DESCRIPTION	PART NUMBER	QUANTITY		REMARKS
			PRIOR '87 M.Y	'87 M.Y ON	
13.11A					
1	Trimmed Seat Assembly, Complete	085V7300J*	2		Quantities are <u>Per Car</u> >Adjustable Rake Backrest >
2	Trimmed Seat Assembly, Complete, LH	085V7433J*		1	
	" " " " RH	085V7432J*		1	
4	Trim Cover, Seat	085V7301J*	2		
5	Trim Cover, Seat, LH	085V7435J*		1	
	" " " RH	085V7434J*		1	
7	Collar, Seat Headrest	085V7302J*	2		
8	Trim Cover, Seat Headrest	085V7303J*	2		
9	Head Restraint Cover, Trimmed, Removeable	082V7370J*		2	
10	Trim Cover, Head Restraint Frame	082V7379J*		2	
11	Seat Backboard, Trimmed	082V7185J*	2		
	Seat Backboard, Trimmed	082V7382J*		2	
					* Prefix Trim Part Numbers with: A = All Leather B = All Cloth F = Leather and Cloth
					<u>Also Specify or Supply Sample of Colour and Vehicle Identification Number (VIN)</u>

MAR 1987

d1p28

Esprit S3 13.11A



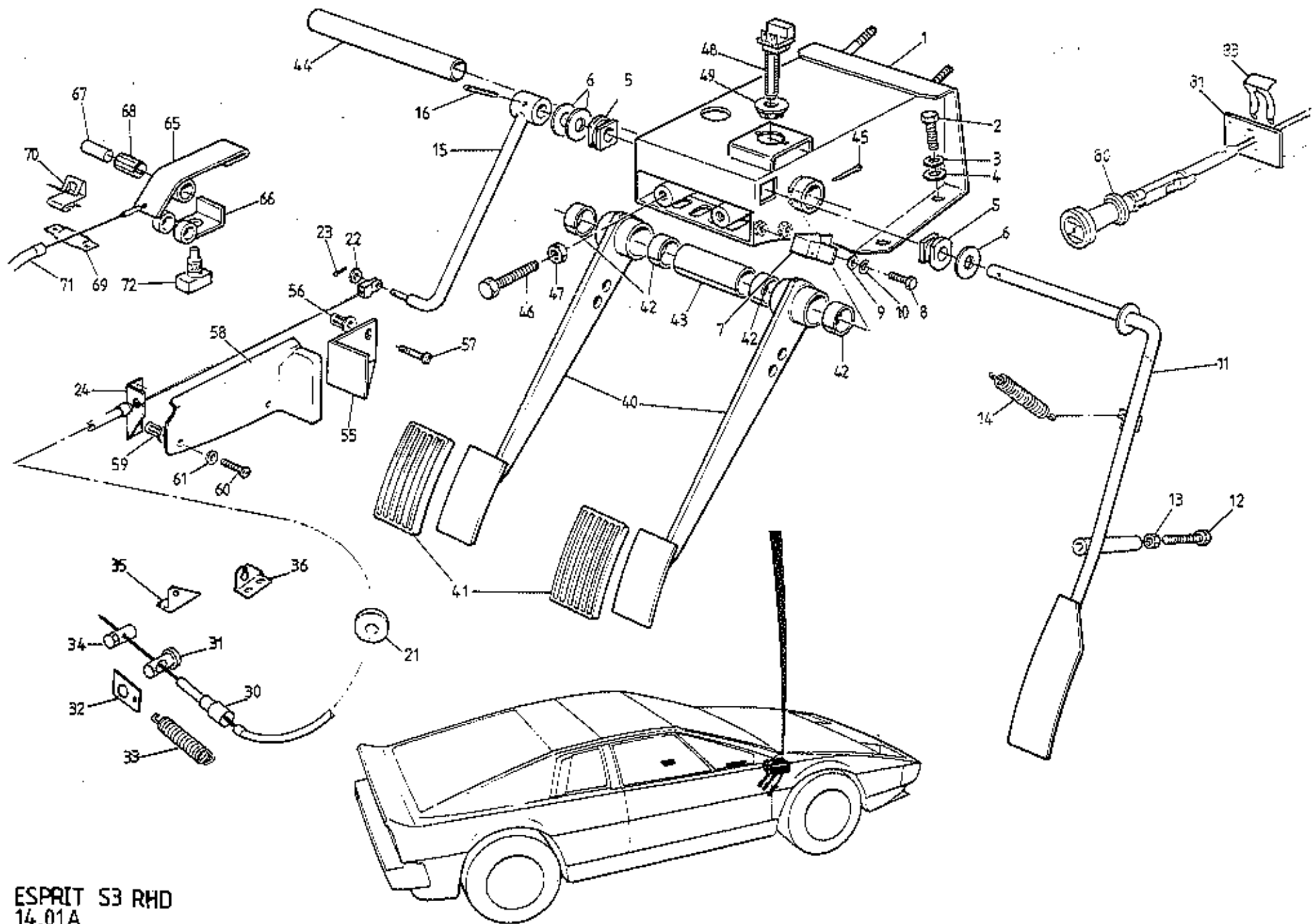
ESPRIT S3
1327A

ILLUS. NO.	DESCRIPTION	PART NUMBER	QUANTITY		REMARKS
			ALL		
13.27A					
1	Seat Belt Assembly	B085V5730F	2		R/B A085V7166F) R/B B085V7166F)
	Seat Belt Assembly	A085V7166F	2		
	Seat Belt Assembly	B085V7166F	2		
3	Finisher, Seat Belt Bulkhead Slot	B075V0612K	2		
4	Button, Slot Finisher Fixing	A075W6041F	4		
5	Cover, Seat Belt Reel, AES	A082U4740K	2		
7	Screw, Belt Reel Cover	A075W5028Z	8		

MAR 1987

dlp29

Esprit S3 13.27A



ESPRIT S3 RHD
 14.01A

ILLUS. NO.	DESCRIPTION	PART NUMBER	QUANTITY		REMARKS
			RHD		
14.01A					
					<u>This Page RHD Only</u> <u>For LHD See 14.01B</u>
	Pedal Box (Uses Threaded Stop Switch)	B079J4059J		1	
1	Pedal Box (Uses Push & Twist Stop Switch)	C079J4059J		1	R/B D079J4059J with Stop Switch A089M6019F Bush A089M6020F & Mtg. Brkt. A082J4169K With Integral Top Mounted Stop Switch Brkt. R/B D079J4059J with Brkt. A082J4169K
2	Pedal Box (Uses Push & Twist Stop Switch)	D079J4059J		1	Uses Separate Rear Mounted Stop Switch Brkt
3	Setscrew, M8 x 25, Pedal Box to Chassis	A075W1039Z		4	
4	Washer, Spring, Pedal Box to Chassis	A075W4048Z		4	
5	Washer, Flat, Pedal Box to Chassis	A075W4020Z		4	
6	Bearing, Throttle Pedal Pivot	A075J6005F		2	
7	washer, Throttle Pedal Pivot	A075W4005F		3	
8	Bracket, Throttle Pedal Upstop	C079J4017F		1	
9	Setscrew, M6 x 16, Upstop to Pedal Box	A075W1028F		2	
	Washer, Flat, Upstop Fix	A075W4013F		2	
	Nut, Nyloc, M6, Upstop Fix	A075W3009F		2	With No Pedal Box Weldnuts
10	Washer, Shakeproof	A075W4046Z		2	With Pedal Box Weldnuts
	Throttle Pedal	B079J4060F		1	R/B C079J4060F With Downstop
11	Throttle Pedal, With Downstop	C079J4060F		1	
12	Bolt, M8 x 45, Throttle Pedal Downstop	A075W1043Z		1	
13	Nut, M8, Downstop Locknut	A075W3072F		1	
14	Spring, Throttle Pedal Return	A075J6029F		1	
15	Lever, Throttle	B079J4061F		1	
16	Spirol Pin, M5 x 20, Lever to Pedal Shaft	A085W6235F		1	
20	Throttle Cable, Inc. Adjuster	C079J4055F		1	
21	Grommet, Throttle Cable	X050B6158Z		1	
22	Washer, Cable Clevis to Lever	A075W4000Z		1	
23	Split Pin, Cable Clevis to Lever	A075W6005Z		1	
24	Abutment, Throttle Cable, Front	C079J4016K		1	
	Pop Rivet, Abutment to Body	A075W6090F		2	

Esprit S3 RHD 14.01A
Page 1

ILLUS. NO.	DESCRIPTION	PART NUMBER	QUANTITY		REMARKS
			RHD		
14.01A					<u>This Page RHD Only</u> <u>For LHD See 14.01B</u>
30	Cable Extension	A079J4079F		1	
31	Trunnion, Carb. Throttle Lever	A079J4077F		1	
32	Plate, Throttle Lever Return Spring	A079J4078K		1	
33	Return Spring, Throttle Lever	A907E6195Z		1	
34	Solderless Nipple, Throttle Cable	A050B6160F		1	
35	Anchor Bracket, Throttle Cable/Cam Cover	A907E0516Z		1	Prior to Engine No. 22891
36	Anchor Bracket, Throttle Cable/Cam Cover	A912E1639F		1) From Engine No. 22891
	Screw, Anchor Bracket to Cam Cover	A079W7011F		2)
40	Pedal, Brake and Clutch	D079J4002F		2	Prior to '85 Model Year
	Pedal, Brake and Clutch	A082J4126F		2	'85 Model Year Onward
41	Pad, Brake & Clutch Pedals	A079J6001F		2	
42	Pivot Bush, Brake & Clutch Pedals	A079J6025F		4	
43	Spacer, Brake/Clutch Pedals	A079J4005F		1	
44	Shaft, Brake and Clutch Pedal Pivot	B079J4003J		1	
45	Split Pin, Pedal Shaft Retaining	A075W6008Z		1	
46	Setscrew, M8 x 50, Brake/Clutch Upstop	A079W1044F		2	
47	Locknut, M8, Brake/Clutch Upstop	A075W3026Z		2	
	Switch, Stop Light	X036M6154W		1) Thread & Nut Fixing
	Locknut, Stop Switch	A050M6067Z		1)
48	Switch, Stop Light	A089M6019F		1	>'Quickfit', Push and Twist
49	Bush, Stop Switch Retention	A089M6020F		1	>
	Bracket, Stop Light Switch Mounting	A082J4169K		1	Used with Pedal Box D079J4059J
55	Footrest, Left Foot	A079J4074K		1	
56	Jacknut, M5, Footrest Fixing	A076W3043F		2	
57	Setscrew, M5 x 12, Footrest Fixing	A075W1021F		2	
58	Cover, Footrest	B079J4075K		1	
59	Jacknut, M6, Cover Fixing	A075W3034F		2	
60	Setscrew, M6 x 12, Cover Fixing	A075W1027F		2	
61	Washer, Shakeproof Cover Fixing	A075W4046F		2	

MAR 1987

dlp31


Esprit S3 RHD 14.01A
Page 2

ILLUS. NO.	DESCRIPTION	PART NUMBER	QUANTITY		REMARKS
			RHD		
14.01A					
					<u>This Page RHD Only</u> <u>For LHD See 14.01B</u>
65	Choke Lever	D079U4235F	1)
66	Bracket, Choke Lever Mounting	F079U4260F	1)
	Pop Rivet, 1/8", Bracket Fix	A075W6090Z	2)
67	Pivot Pin, Choke Lever	A079U4261F	1)
68	Bush 'Startol Ring', Choke Lever Pivot	A079U6019F	1) With Tunnel Mounted Choke Control
69	Bracket, Choke Cable Abutment	B079U4297F	1)
70	Clip, Choke Cable Abutment	A075W6117F	1)
71	Choke cable	A079S4008F	1)
72	Micro-Switch, Choke Warning	B075M6024F	1)
	Choke Cable (Inc. Micro Switch)	A082S4101F	1		>
	Mounting Plate, Choke Cable to Fascia	C082U4927E	1		> With Fascia Mounted Choke Control
	Pop Rivet, Mounting Plate to Fascia	A075W6066F	4		> Prior VIN 85 D 2399
	Clip, Choke Cable to Engine Bay Rear	A079W6124F	1		> 85 - 0716
80	Choke Cable (Inc. Micro Switch)	A089S0764F	1)
81	Mounting Plate, Choke Cable to Fascia	A082U5116F	1)With Facia Mounted Choke Control
83	Clip, Choke Cable to Plate	A089W6278F	1)From VIN 85 D 2399
	Pop Rivet, Mounting Plate to Fascia	A075W6090	4) 85 - 0716
	Washer, Pop Rivet	A075W4001Z	4)

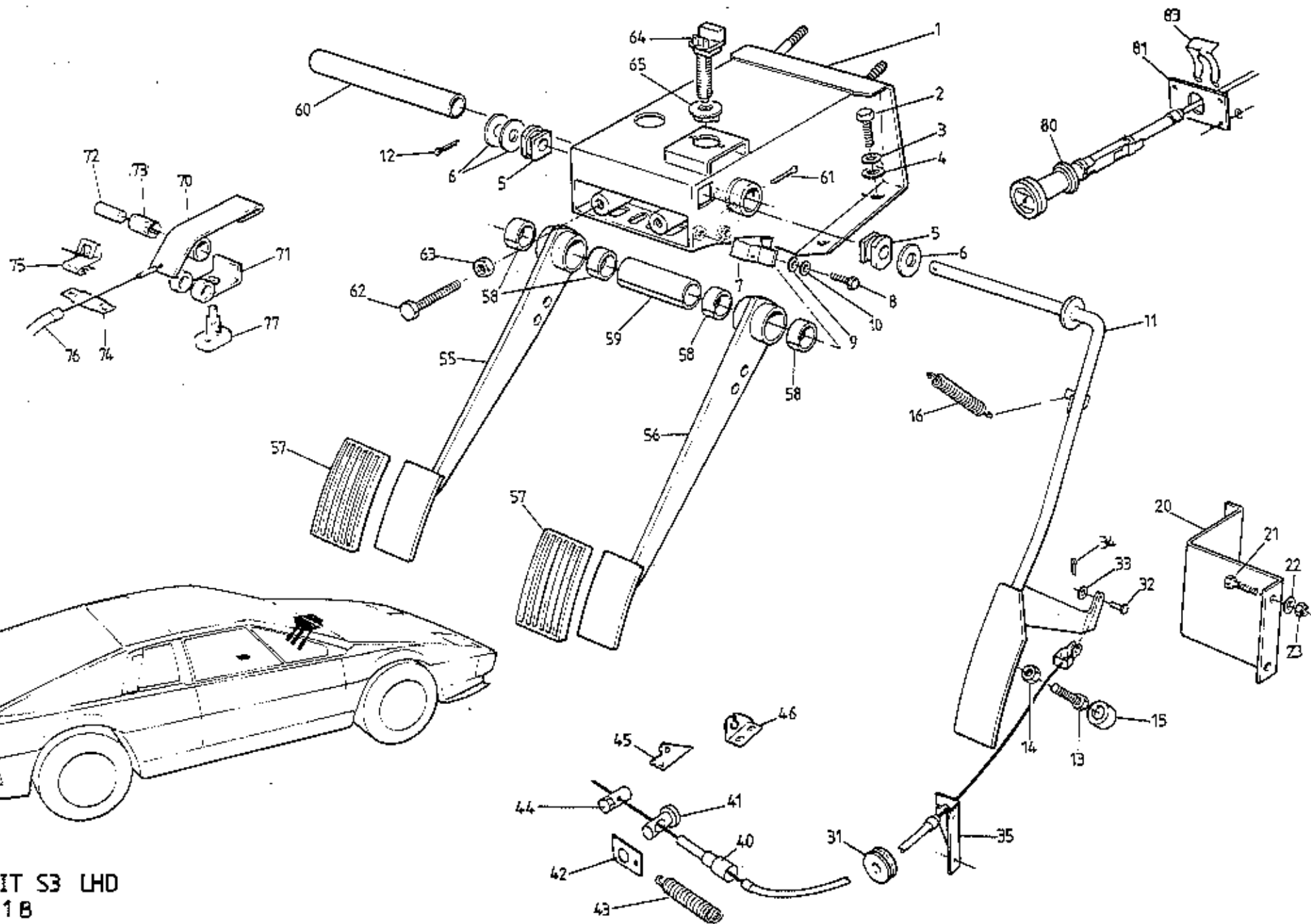
Esprit S3 RHD 14.01A
Page 3

MAR 1987

dip32



ESPRIT S3 LHD
14.01 B



ILLUS. NO.	DESCRIPTION	PART NUMBER	QUANTITY		REMARKS
			RED		
14.01B					
					<u>This Page LHD Only</u> <u>For RED See 14.01A</u>
	Pedal Box (Uses Threaded Stop Switch)	B079J4059J		1	R/B D079J4059J with Stop Switch A089M6019F, Bush A089M6020F & Mtg. Brkt. A082J4169K
1	Pedal Box (Uses Push & Twist Stop Switch)	C079J4059J		1	With Integral Top Mounted Stop Switch Brkt. R/B D079J4059J with Brkt. A082J4169K.
	Pedal Box (Uses Push & Twist Stop Switch)	D079J4059J		1	Uses Separate Rear Mounted Stop Switch Brkt.
2	Setscrew, M8 x 25, Pedal Box to Chassis	A075W1039Z		4	
3	Washer, Spring, Pedal Box to Chassis	A075W4048Z		4	
4	Washer, Flat, Pedal Box to Chassis	A075W4020Z		4	
5	Bearing, Throttle Pedal Pivot	A075J6005F		2	
6	Washer, Throttle Pedal Pivot	A075W4005F		3	
7	Bracket, Throttle Pedal Upstop	G079J4017F		1	
8	Setscrew, M6 x 16, Upstop to P/Box	A075W1028F		2	
9	Washer, Flat, Upstop Fix	A075W4013F		2	
	Nut, Nyloc, M6, Upstop Fix	A075W3009F		2	With No Pedal Box Weldnuts
10	Washer, Shakeproof	A075W4046F		2	With Pedal Box Weldnuts
11	Throttle Pedal	A079J4062F		1	
12	Split Pin, Throttle Pedal Retention	A075W5176F		1	
13	Bolt, M8 x 60, Pedal Downstop	A079W1044F		1	
14	Locknut, M8, Downstop	A075W3026F		1	
15	Buffer, Pedal Downstop	X046B6113Z		1	
16	Spring, Throttle Pedal Return	A075J6029F		1	
20	Abutment Bracket, Throttle Downstop	A079J4057F		1	
21	Setscrew, M6 x 16, Bracket Fix	A075W1028Z		4	
22	Washer, Large O/D, Bracket Fix	A075W4017Z		4	
23	Nut, Nyloc, M6, Bracket Fix	A075W3009Z		4	
30	Throttle Cable, Inc. Adjuster	C079J4055F		1	
31	Grommet, Throttle Cable	X050B6158Z		1	
32	Clevis Pin, Cable to Pedal	A075W5030Z		1	
33	Washer, Cable Clevis to Pedal	A075W4000Z		1	
34	Split Pin, Clevis Retaining	A075W5005Z		1	

MAR 1987
dlp33

ILLUS. NO.	DESCRIPTION	PART NUMBER	QUANTITY		REMARKS
			LHD		
14.01B					
					<u>This Page LHD Only</u> <u>For RHD See 14.01A</u>
40	Cable Extension	A079J4079F	1		
41	Trunnion, Carb. Throttle Lever	A079J4077F	1		
42	Plate, Throttle Lever Return Spring	A079J4078K	1		
43	Return Spring, Throttle Lever	A907E6195Z	1		
44	Solderless Nipple, Throttle Cable	A050B6160F	1		
45	Anchor Bracket, Throttle Cable/Cam Cover	A907E0516Z	1		Prior to Engine No. 22891
46	Anchor Bracket, Throttle Cable/Cam Cover	A912E1639F	1) From Engine No. 22891
	Screw, Anchor Bracket to Cam Cover	A079W7011F	2)
55	Pedal, Clutch	A079J4051F	1		Prior to '85 Model Year
	Pedal, Clutch	A082J4125F	1		1985 Model Year Onwards
56	Pedal, Brake	A079J4051F	1		Prior to '85 Model Year
	Pedal, Brake	A082J4125F	1		1985 Model Year Onwards
57	Pad, Brake & Clutch Pedals	A079J6001F	2		
58	Pivot Brush, Brake & Clutch Pedals	A079J6025F	4		
59	Spacer, Brake/Clutch Pedals	A079J4005F	1		
60	Shaft, Brake & Clutch Pedal Pivot	B079J4003J	1		
61	Split Pin, Pedal Shaft Retaining	A075W5008Z	1		
62	Setscrew, M8 x 50, Brake/Clutch Upstop	A079W1044F	2		
63	Locknut, M8, Brake/Clutch Upstop	A075W3026Z	2		
	Switch, Stop Light	X036M6154W	1) Thread & Nut Fitting
	Locknut, Stop Switch	A050M6067Z	1)
64	Switch, Stop Light	A089M6019F	1		>
65	Bush Stop Switch Retention	A089M6020P	1		>Quickfit, Push & Twist
	Bracket, Stop Light Switch Mounting	A082J4169K	1		Used with Pedal Box D079J4059J


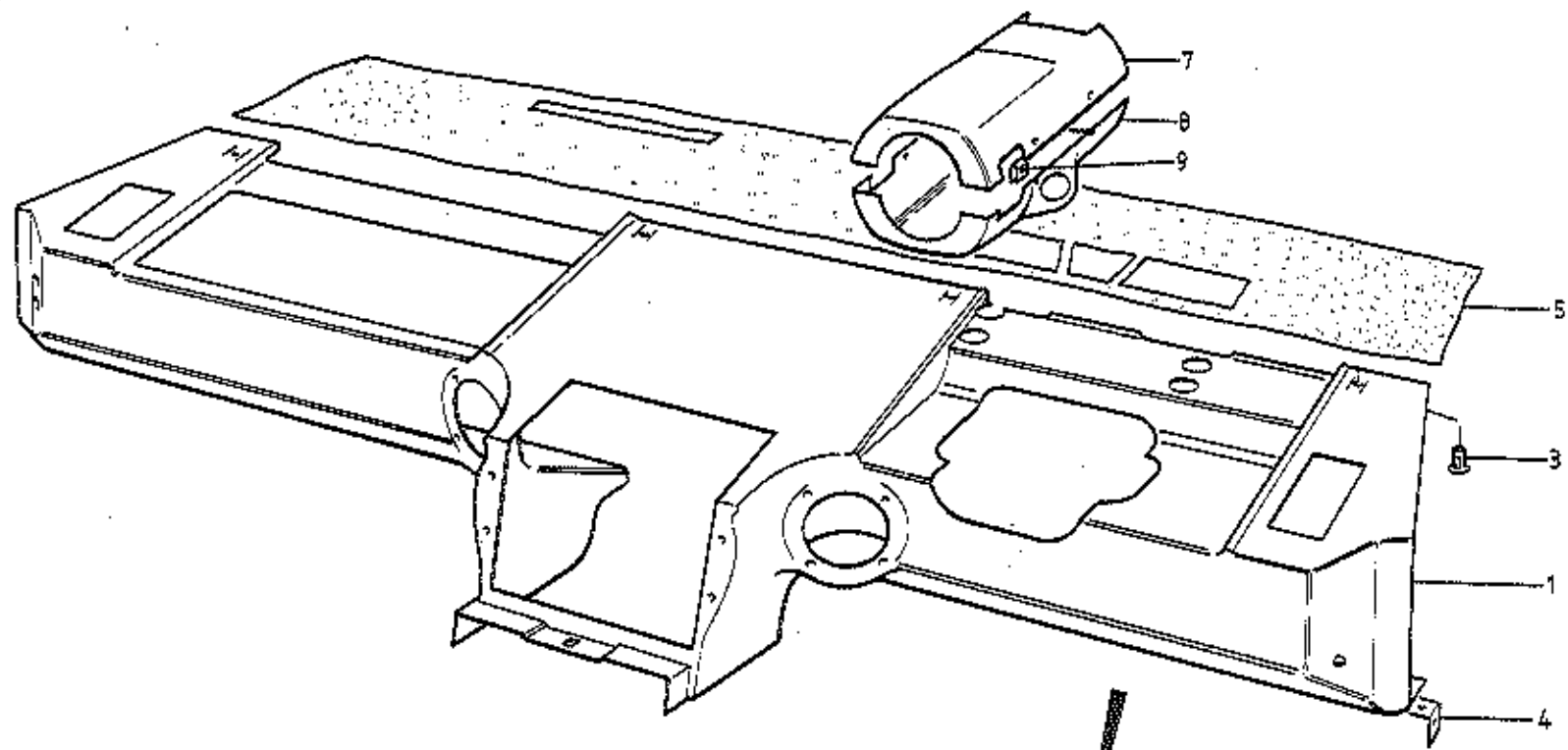
ILLUS. NO.	DESCRIPTION	PART NUMBER	QUANTITY		REMARKS
			LHD		
14.01B					
					<u>This Page LHD Only</u> <u>For RHD See 14.01A</u>
70	Choke Lever	D079U4235F	1)
71	Bracket, Choke Lever Mounting	E079U4260F	1)
	Pop Rivet 1/8" Bracket Fix	A075W6090Z	2)
72	Pivot Pin, Choke Lever	A079U4261F	1)
73	Bush, 'Startol Ring' Choke Lever Pivot	A079U6019F	1) With Tunnel Mounted Choke Control
74	Bracket, Choke Cable Abutment	B079U4297F	1)
75	Clip, Choke Cable Abutment	A075W6117F	1)
76	Choke Cable	A079S4008F	1)
77	Micro-Switch, Choke Warning	B075M6024F	1)
	Choke Cable (Inc. Micro Switch)	A082S4101F	1		>
	Mounting Plate, Choke Cable to Fascia	C082U4927E	1		>With Fascia Mounted Choke Control
	Pop Rivet, Mounting Plate to Fascia	A075W6066F	4		>Prior VIN 85 D 2399
	Clip, Choke Cable to Engine Bay Rear	A079W6124F	1		> 85 - 0716
80	Choke Cable (Inc. Micro Switch)	A089S0764F	1)
81	Mounting Plate, Choke Cable to Fascia	A082U5116F	1)With Facia Mounted Choke Control
83	Clip, Choke Cable to Plate	A089W6278F	1)Ercn VIN 85 D 2399
	Pop Rivet, Mounting Plate to Fascia	A075W6090	4) 85 - 0716
	Washer, Pop Rivet	A075W4001Z	4)

MAR 1987

d1p35

Esprit S3 LED 14.01B

Page 3



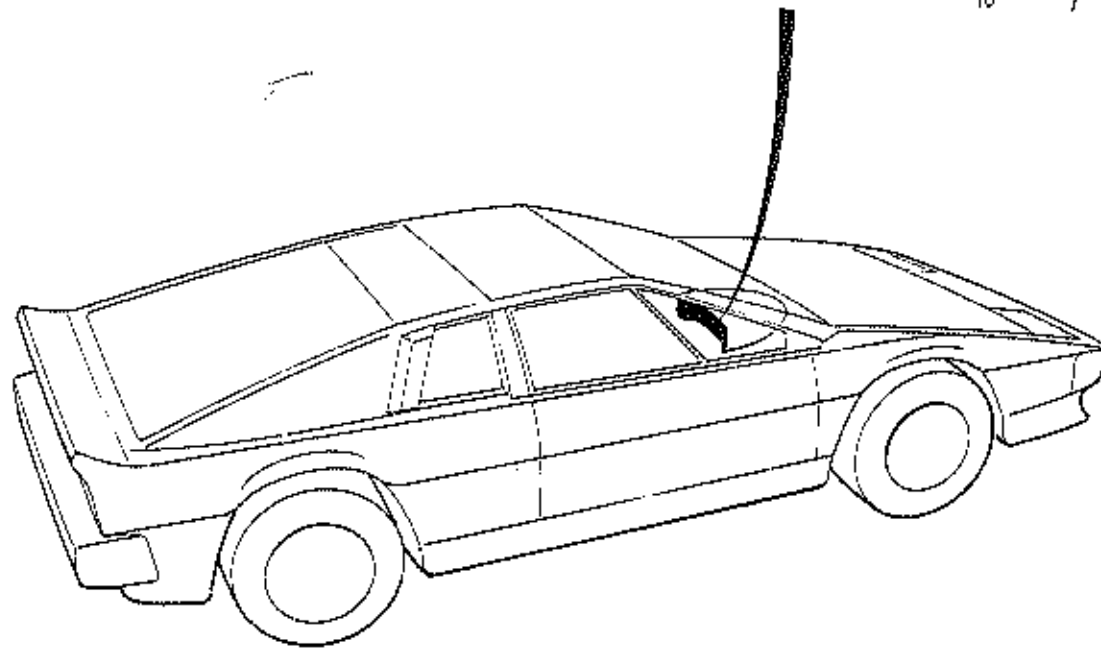
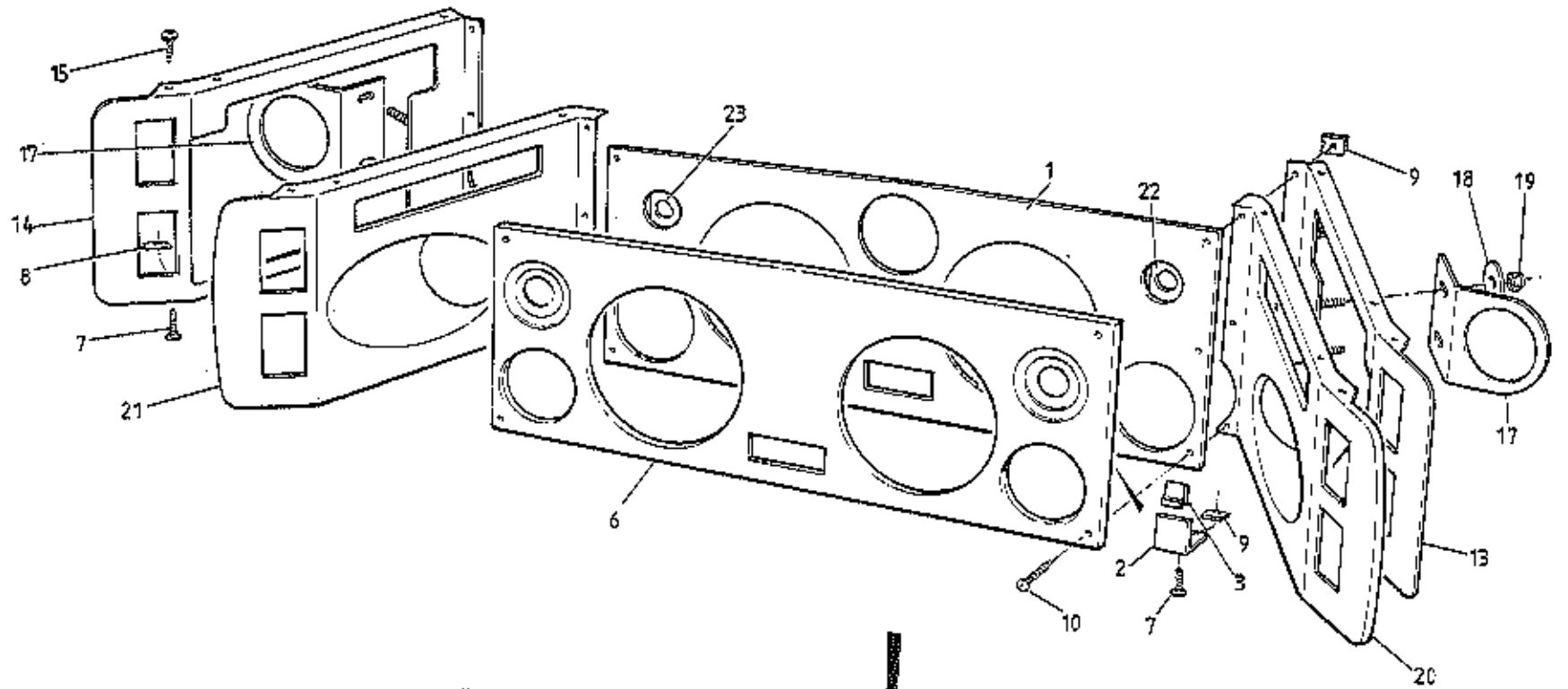
ESPRIT S3
14.05A

ILLUS. NO.	DESCRIPTION	PART NUMBER	QUANTITY		REMARKS
			PRIOR VIN †	VIN † ONWARD	
14.05A					
					Change Point † VIN 85 D 2153 (July 85) 85 - 0609
1	Fascia, Trimmed, RHD	085V7305J*	1		
	Fascia, Trimmed, RHD	082V7188J*		1	Gear Lever Tray Mounted Choke Lever
	Fascia, Trimmed, RHD, Square Choke Cable Hole	082V7287J*		1)Fascia Mounted Choke Cable
	Fascia, Trimmed, RHD, 'D' Shape Cable Hole	082V7430J*		1)
	Fascia, Trimmed, LHD	085V7306J*	1		
	Fascia, Trimmed, LHD	082V7190J*		1	Gear Lever Tray Mounted Choke Lever
	Fascia, Trimmed, LHD, Square Choke Cable Hole	082V7288J*		1)Fascia Mounted Choke Cable
	Fascia, Trimmed, LHD, 'D' Shape Cable Hole	082V7431J*		1)
3	Jacknut, M6, Fascia Fixing	A075W3034Z		4	
4	Bracket, Fascia to 'A' Post	A079U4354K		2	
	Trim Cover, Screen Landing	085V7307J*	1		
5	Trim Cover, Screen Landing	082V5206K*		1	With Perforations for Concealed Speakers
	Trim Cover, Screen Landing	082V7217K*		1	Plain. Cut Speaker Apertures if Required
7	Column Shroud, Top, Trimmed	082V5185J*	1	1	
8	Column Shroud, Bottom, Trimmed	082V5186J*	1	1	
9	Spire Nut, Colum Shroud Fixing	A079W6024Z	4	4	
					* Prefix Trim Part Numbers with: A - Leather (State Smooth or Ruched) B- Cloth (Brushed Velour) <u>Also Specify or Supply Sample of Colour and Vehicle Identification Number (VIN)</u>

MAR 1987

dlp36

Esprit S3 14.05A



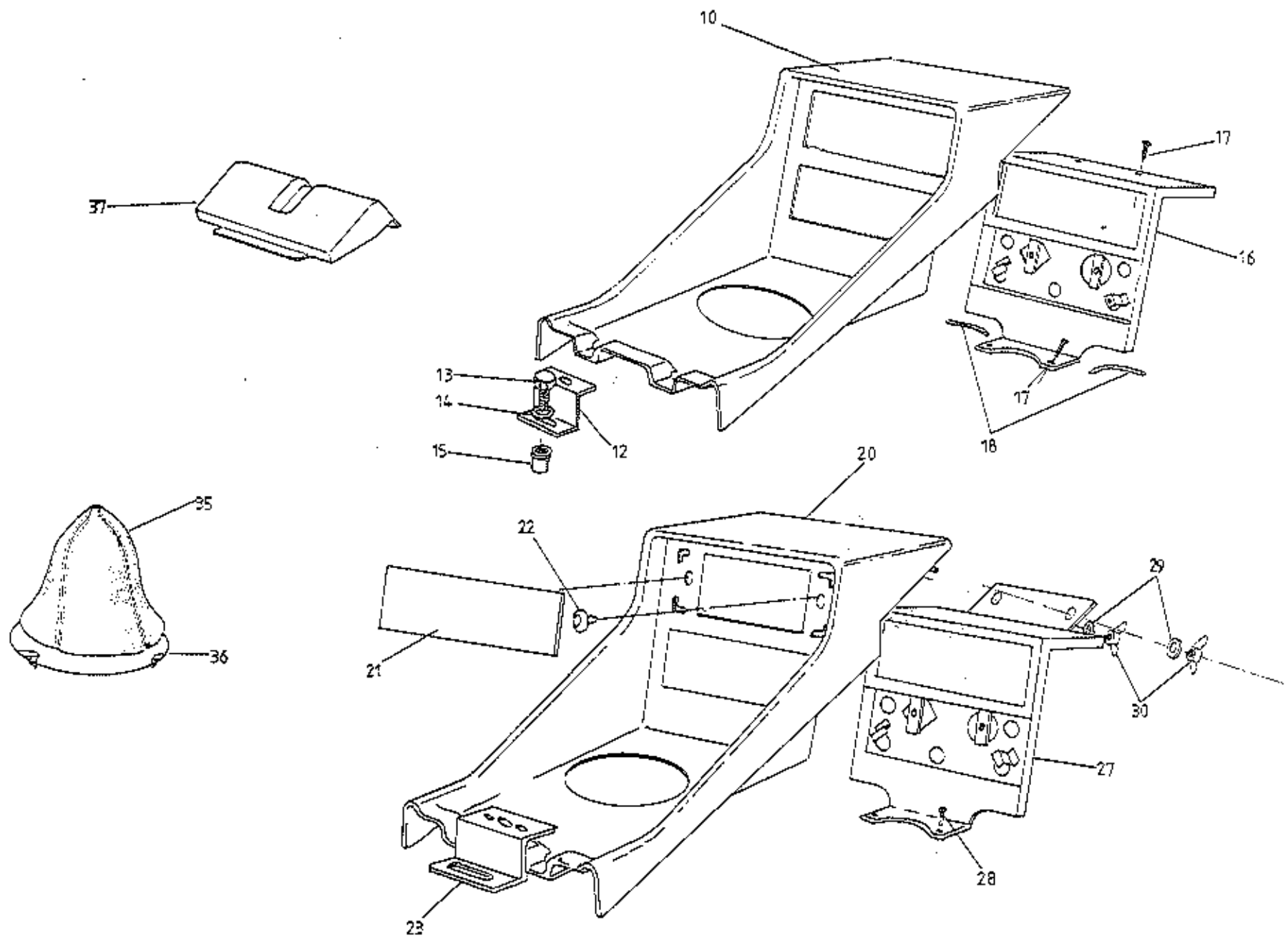
ESPRIT S3
14.07A

ILLUS. NO.	DESCRIPTION	PART NUMBER	QUANTITY		REMARKS
			PRIOR VIN *	VIN * ONWARD	
14.07A					
					* VIN 85 D 2429 (Feb. '87) 85 - 0724
					† VIN 85 D 2153 (July '85) 85 - 0609
	Stiffener, Instrument Mounting Panel (ABS)	A079N4003K	1)
	Instrument Mounting Panel, ABS	A079N4002K	1)
	Switch Panel, RH	B079U4524F	1		Heater Only) Prior VIN †
	Switch Panel, RH	A079U4562F	1		With Air Conditioning)
	Switch Panel, LH	A079U4519F	1)
	Screw, Switch Panel Fixing	A075W5015F	10)
	Moulding, Face Level Vent Mounting (ABS)	A085P4247K	1)
	Instrument Mounting Panel, Steel	C082U4734J	1)
1	Instrument Mounting Panel, Steel	E082U4734J		1	
	Bracket, Instrument Panel to Binnacle	A079U4354K	1		
2	Bracket, Instrument Panel to Binnacle	A079U4393F		2	
3	Clip, Bracket	A075W6117F		2	
	Mask, Instrument Panel, ABS	B085U5562K	1		A085U5060K
6	Mask, Instrument Panel, ABS	B085U5060K		1	
7	Screw, s/t, No.6 x 1/2", Brkt. Panel Fixing	A075W5012F		7	
8	Spire Nut, Switch Panel Fixing	A075W5013Z		4	
9	Spire Nut, Brkt. Panel Fixing	A079W5024F	5	5	
10	Screw, s/t, No. 6 x 1", Mask Fixing	A075W5030Z	4	4	
13	Side Panel, Binnacle, RH, Steel	B082U4689K	1	1	
14	Side Panel, Binnacle, LH, Steel	B082U4688K	1	1	
15	Screw, s/t, No.6 x 1/2", Switch Panel Fixing	A075W5028Z	4	4	
17	Bracket, Fuel/Voltmeter Mounting	B082U4683K	2	2	
18	Washer, Flat, Brkt. Fix	A075W4004Z	4	4	
19	Nut, Nyloc, M5, Brkt. Fix	A075W3008Z	4	4	
20	Mask, Side Panel, RH, ABS	A082U4662K	1	1	
21	Mask, Side Panel, LH, ABS	A082U4663K	1	1	
22	Brkt. Rheostat Mounting, RH	A082U4858K	1	1	
23	Brkt. Rheostat Mounting, LH	A082U4859K	1	1	

MAR 1987

d1p37

Esprit S3 14.07A



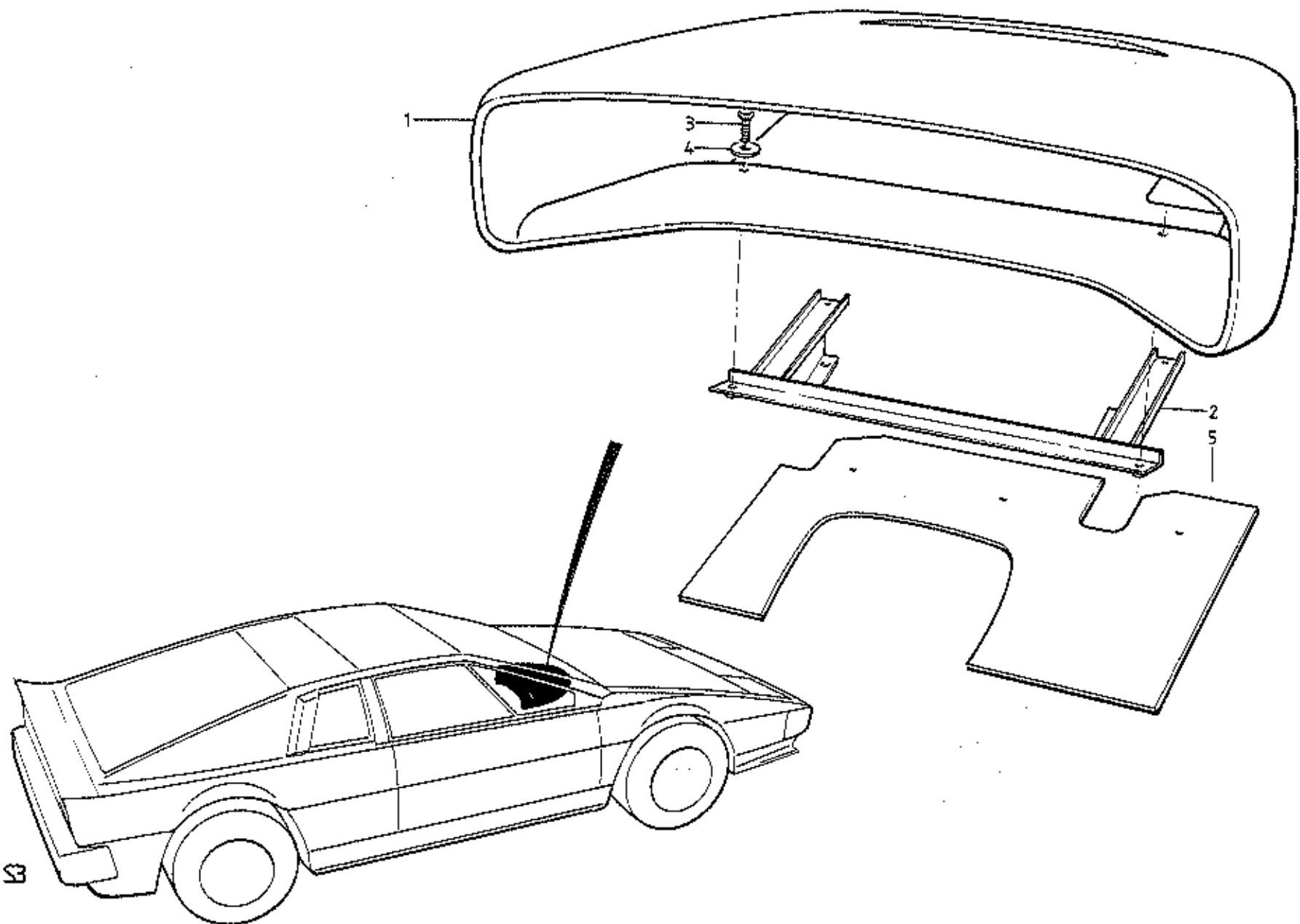
ESPRIT S3
14.08A

ILLUS. NO.	DESCRIPTION	PART NUMBER	QUANTITY		REMARKS
			ALL		
14.08A					
10	Centre Console, Trimmed, Inc. Gaiter & Brkts Brkt. Radio Support Centre Console, Trimmed Inc. Gaiter & Brkts Blanking Plate, Trimmed, Radio Aperture	085V5716J* A079P4083K 082V7192J* 082V5231J*	(1 1		> Prior to VIN 85 D 2153 > 85 - 0609))
12	Bracket, Centre Console Rear	A085V5723K	1) VIN 85 D 2153 to 2270
13	Setscrew, M6 x 20, Console to Tunnel	A075W1030Z	1) 85 - 0609 to 0622
14	Washer, Flat, Console to Tunnel	A075W4015Z	1)
15	Rawlnut, M6, Console to Tunnel	A075W6140Z	1) Alternatives
	Rawlnut, M6 x 15, Neoprene, Console to Tunnel	A082W6285F	1)
16	Mounting Brkt & Light Box, Heater/AC Controls	A082U4918J	1)
17	Screw, Heater A/C Bracket Fixing	A075W5027Z	4)
	Spire Nut, Top Fixing	A075W6014Z	2)
18	Edge Protector, Neoprene	B075U6054V	140mm)
20	Centre Console, Trimmed Inc. Gaiter & Brkts	082V7271J*	1		>
21	Blanking Panel, Trimmed, Radio Aperture	082V7272J*	1		>
22	Fastener, Blanking Panel Fix	A079W6162F	2		>
23	Bracket, Centre Console Rear	A085V5723K	1		> From VIN 85 D 2271
	Setscrew, M6 x 20, Console to Tunnel	A075W1030Z	1		> 85 - 0623
	Washer, Flat, Console to Tunnel	A075W4015Z	1		>
	Rawlnut, M6, Console to Tunnel	A075W6140Z	1		>
27	Mounting Brkt & Light Box, Heater/AC Controls	A082U5062	1		>
28	Screw, Bracket to Tunnel Top	A075W5027Z	2		> * Prefix Trim Part Number with:
29	Washer, Flat, Console/Bracket to Fascia	A075W4009Z	2		> A - Leather (State Smooth or Ruched)
30	Wing Nut, Console/Bracket to Fascia	A082W3081	2		> B - Cloth (Brushed Velour)
	Washer, Shakeproof, Control Brkt to Fascia	A075W4086F	2		> <u>Also specify or supply sample</u> <u>of colour and Vehicle Identification</u> <u>Number (VIN)</u>
35	Gaiter, Gear Lever	A082V5196K	1		
36	Retaining Ring, Gear Lever Gaiter	A085U4826K	1		
37	Choke/Window Switch Panel, Trimmed	082V5203J*	1		With Tunnel Mounted Choke Control
	Window Switch Panel, Trimmed	082V7260J*	1		With Fascia Mounted Choke Control

MAR 1987

d1p38

Esprit S3 14.08A



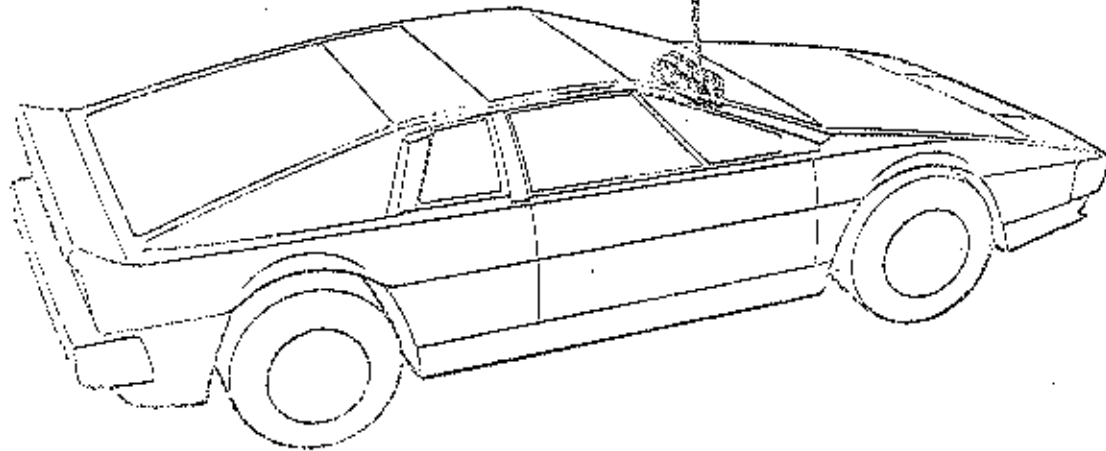
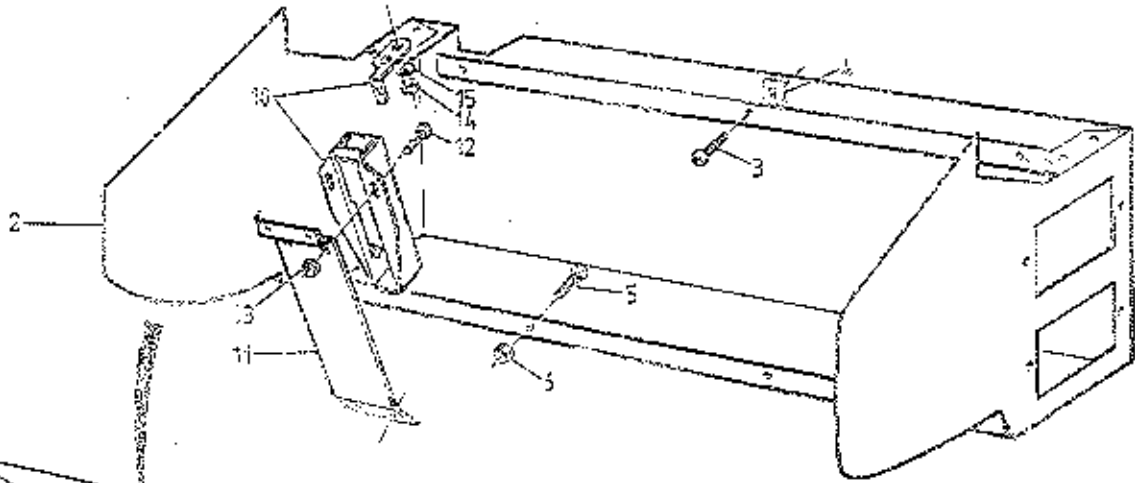
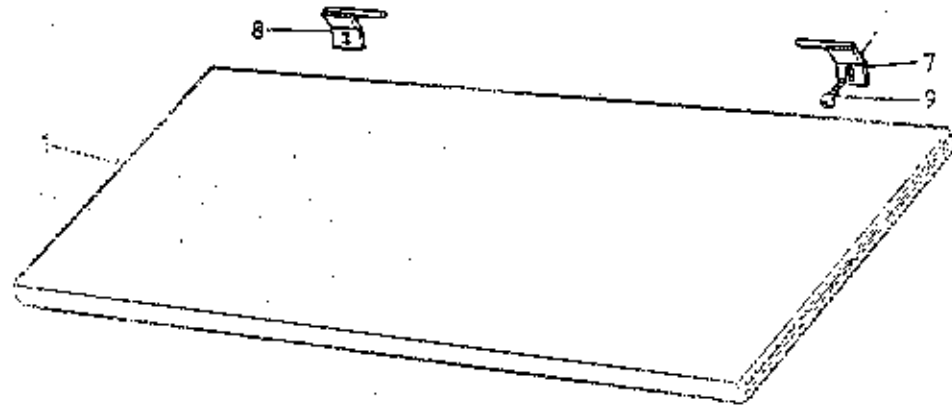
ESPRIT S3
14.10A

ILLUS. NO.	DESCRIPTION	PART NUMBER	QUANTITY		REMARKS
			ALL		
14.10A					
1	Instrument Binnacle, Trimmed	085V7310J*	1		Prior to Change Point † After Change Point †
	Instrument Binnacle, Trimmed	082V5182J*	1		
2	Foam Binnacle, Interior, Anti-Rattle	A079V6010V	A/R		
3	Mounting Bracket, Binnacle to Fascia	A079U4527K	1		
4	Setscrew, M6 x 18, Binnacle to Brkt.	A075W1029Z	2		
5	Washer, Large O/D, Binnacle to Brkt.	A075W4017Z	2		
	Fascia Blanking Panel, Trimmed, RHD	082V5233J*	1		
	Fascia Blanking Panel, Trimmed, LHD	082V5173J*	1		
					† VIN 85 D 2153 85 - 0609
					*Prefix Trim Part Number With: A - Leather B - Cloth (Brushed Velour) <u>Also Specify or Supply Sample of Colour, and Vehicle Identification Number (VIN)</u>

Esprit S3 14.10A

MAR 1987

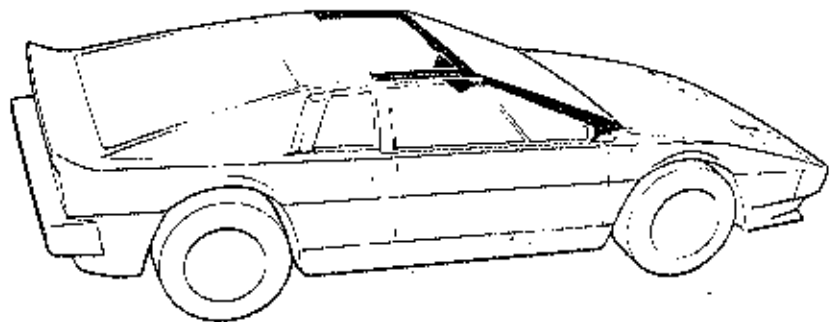
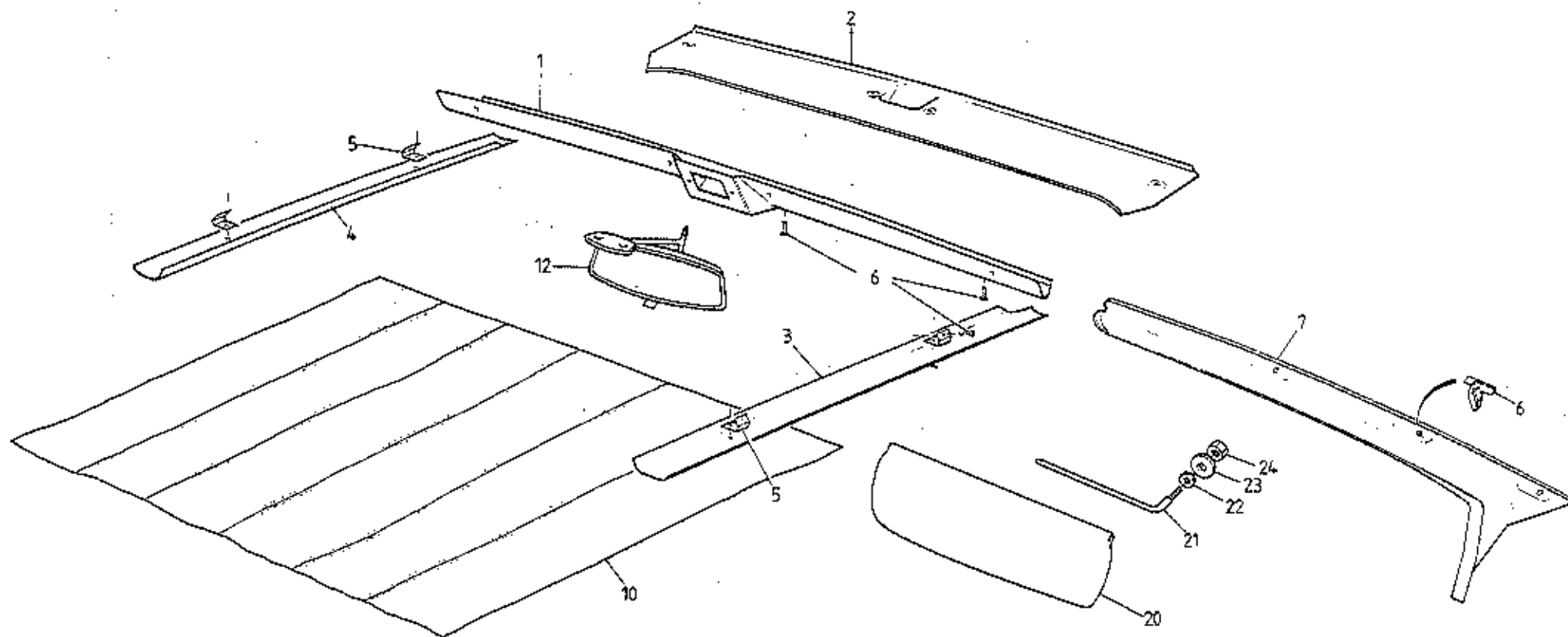
dip39



50227 58
1412A

ILLUS. NO.	DESCRIPTION	PART NUMBER	QUANTITY		REMARKS
			ALL		
14.12A					
1	Glove Box Lid, Trimmed	082V5175J*	1		*Prefix Trim Part Numbers With: A - Leather (State Smooth or Ruched) B - Cloth (Brushed Velour) <u>Also Specify or Supply Sample of Colour and Vehicle Identification Number (VIN)</u>
2	Glove Box Inner, RED	B082V4790F	1		
	Glove Box Inner, LHD	B082V4791F	1		
3	Screw, Glove Box Inner Top Edge Fix	A075W5027Z	3		
4	Spiral Nut, Glove Box Top Edge Fix	A075W6014Z	3		
5	Screw, 10 UNF x 1/2", Glovebox to Fascia	A075W5059Z	3		
6	Nut, Nyloc, 10 UNF " " "	A075W3000Z	3		
7	Hinge, Glovebox Lid, RH	B079U4436F	1		
8	Hinge, Glovebox Lid, LH	B079U4435F	1		
9	Screw, Hinge to Fascia Beam	A075W5012F	2		
10	Latch, Glovebox Lid	X050B6150F	1		
11	Bracket, Latch to Fascia	A079U4374F	1		
12	Screw, Latch to Bracket	A075W5049F	2		
13	Nut, 4BA, Latch to Bracket	A075W3057F	2		
14	Nut, Nyloc, 6BA, Striker to Lid	A079W3058W	2		
15	Washer, Striker to Lid	A075W4000W	2		

Esprit S3 14.12A



ESPRIT S3
15.01A

ILLUS. NO.	DESCRIPTION	PART NUMBER	QUANTITY		REMARKS
			FIXED ROOF	GLASS ROOF	
15.01A					
1	Header Rail, Trimmed	A079V4496J†	1		For 'Rocking Bar' Type Clock
2	Header Rail, Trimmed	A082V7198J†	1		For Pin Button Type Clock
2	Header Rail, Trimmed	A082V7200J†		1	For Pin Button Type Clock
3	Header Rail, Trimmed	A082V7286J†		1	For 'Rocking Bar' Type Clock
3	Cant Rail, Trimmed, RH	A079V4526K†	1		
4	Cant Rail, Trimmed, RH	A082V7202J†		1	
4	Cant Rail, Trimmed, LH	A079V4527J†	1		
5	Cant Rail, Trimmed, LH	A082V7203J†		1	
5	Bracket, Cant Rail, Fixing	A082U4992K	4	4	
6	Screw, Header & Cant Rail Fixing	A075W4028Z	6	6	
7	'A' Post Trimmed Panel, RH	082V7206J*	1	1	
7	'A' Post Trimmed Panel, LE	082V7207J*	1	1	
8	Clip 'A' Post Trim Fixing	A075W6062Z	6	6	
10	Headlining	A079V4560J†	1		
10	Mirror, Interior	A079U6012F	1		Stick On
12	Mirror, Interior	A079U6044F	1	1	Screw On
	Screw, 2BA, Mirror to Header Rail	A079W5052F	2	2	
	Nut, Nyloc, 2BA, Mirror Fixing	A079W3001F	2	2	
	Washer, Mirror Fixing	A079W4011Z	2	2	
20	Sun Visor, Drivers, RHD	A079V4800J†	1	1	
	Sun Visor, Drivers, RHD, with Document Strap	A082V7380J†	1	1	
	Sun Visor, Drivers, LED	A079V4803J†	1	1	
	Sun Visor, Drivers, LED, with Document Strap	A082V7381J†	1	1	
	Sun Visor, Passenger, RHD	A079V4801J†	1	1	With Mirror
	Sun Visor, Passenger, LED	A079V4802J†	1	1	With Mirror
21	Swivel, Sun Visor	A079V4361F	4	4	
22	Washer, Sun Visor Swivel	A075W4015Z	4	4	
23	Washer, Sun Visor Swivel	A075W4017Z	4	4	
24	Nut, Nyloc, M6, Sun Visor Swivel	A075W3009Z	4	4	


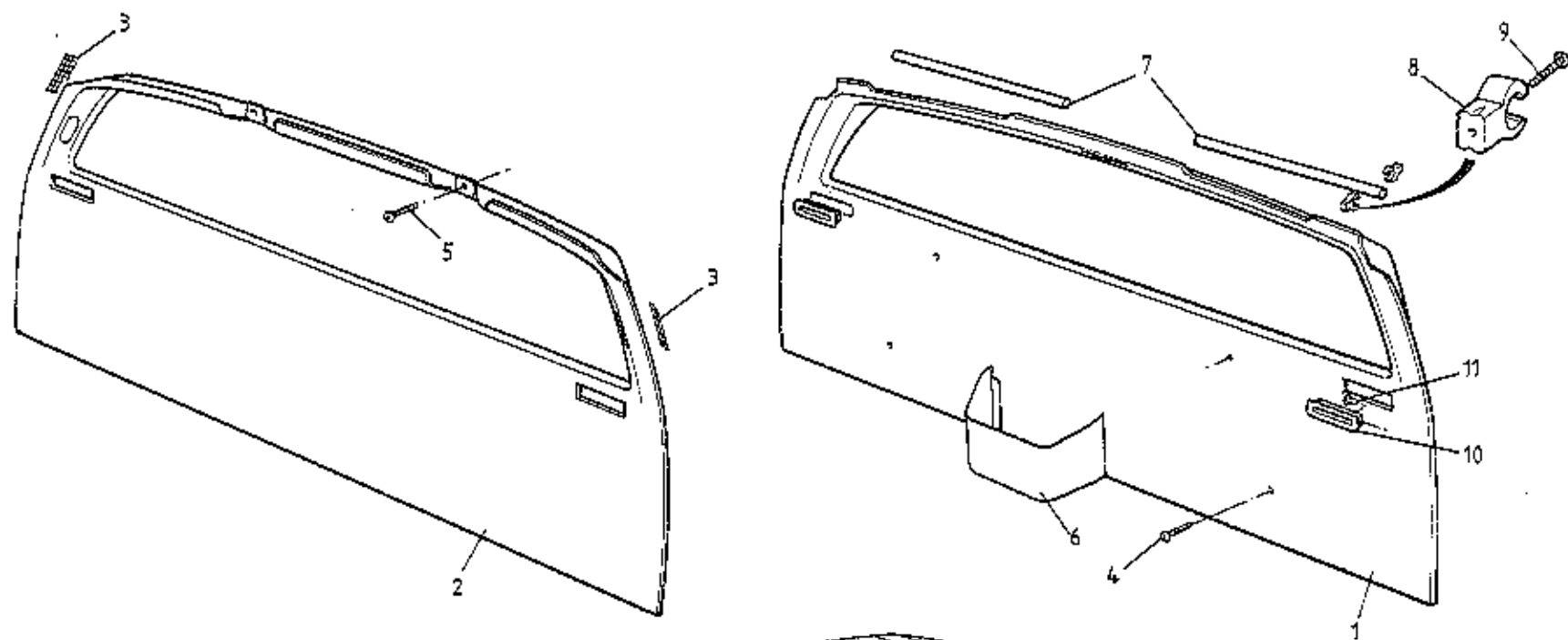
*Prefix Trim Part Numbers With:
A - Leather
B - Cloth (Brushed Velour)
Also State or Supply Sample of Colour
& Vehicle Identification Number (VIN)

† state or supply sample of colour

MAR 1987

dip41

Esprit S3 15.01A




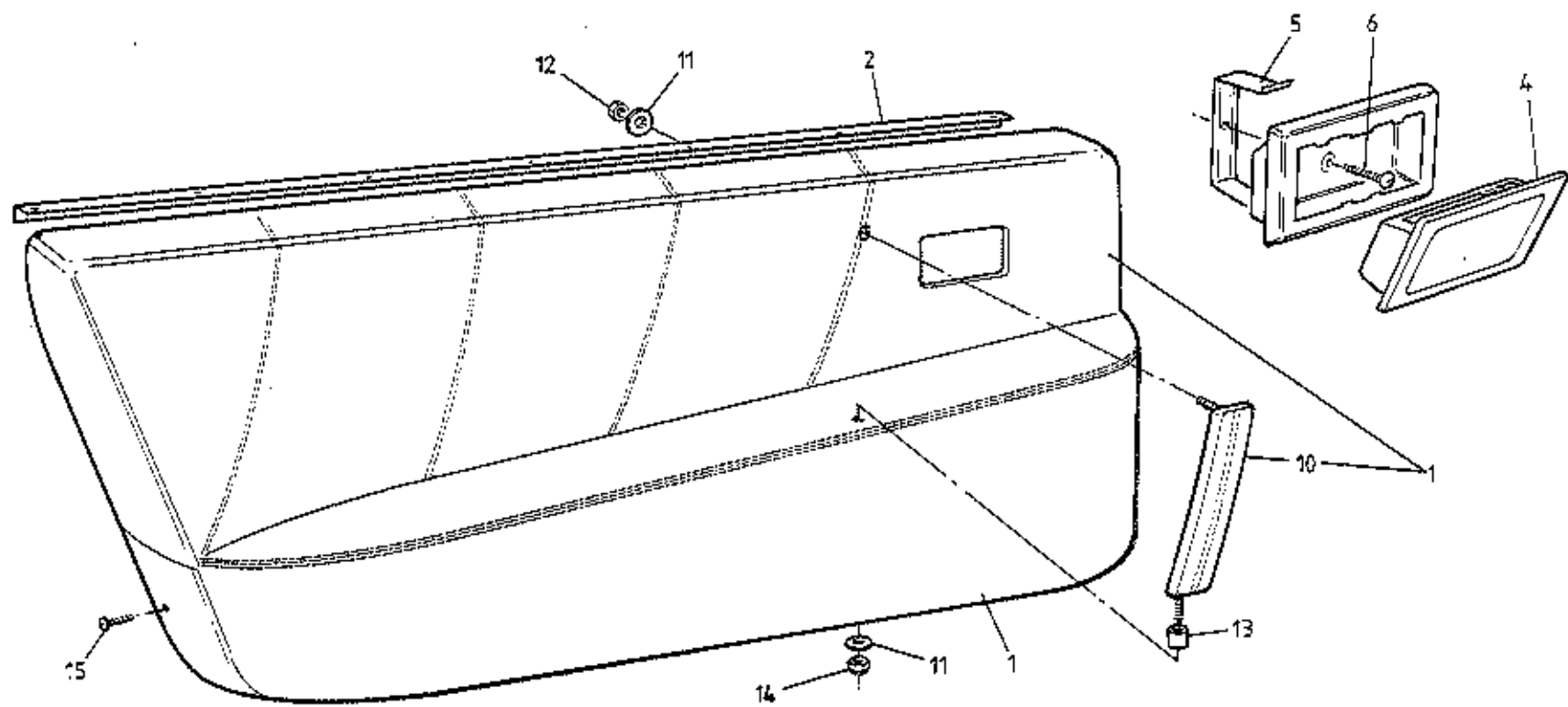
ESPRIT S3
15.11A

ILLUS. NO.	DESCRIPTION	PART NUMBER	QUANTITY		REMARKS
			FIXED ROOF	GLASS ROOF	
15.11A					
1	Bulkhead Trimmed Panel	082V5207J*	1		For interior lamp with rocking lens switch
	Bulkhead Trimmed Panel	082V7282J*	1		For interior lamp with button switch
2	Bulkhead Trimmed Panel	082V7215J*		1	For interior lamp with rocking lens switch
	Bulkhead Trimmed Panel	082V7283J*		1	For interior lamp with button switch
3	Grille, Rear Bulkhead, Air Outlet	A082V4780F		4	
4	Screw, Rear Bulkhead Trim Fixing	A075W5028Z	4	4	
5	Screw, Rear Bulkhead Top Fixing	A075W5028Z		2	
6	Map Pocket, Trimmed	082V5205J*	1	1	
7	Dowling, Bulkhead Trim Fixing	A079U6048F	0.7m		
8	Clip, Bulkhead Trim Dowling	A079W6183P	8		
9	Screw, Clip to Bulkhead Trim	A079W5047F	4		
	Screw, Clip to Body	A075W5026Z	4		
10	Slot Finisher, Seat Belt	B075V0612K	2	2	
11	Button, Slot Finisher Retaining	A075W6041P	4	4	
					*Prefix Trim Part Numbers With: A - Leather (State Smooth or Ruched) B - Cloth (Brushed Velour) <u>Also State or Supply Sample of Colour</u> <u>& Vehicle Identification Number (VIN)</u>

Esprit S3 15.11A

MAR 1987

dlp42



ESPRIT S3
15.13A

ILLUS. NO.	DESCRIPTION	PART NUMBER	QUANTITY		REMARKS
			RED	LHD	
15.13A					
1	Door Trim Panel, Trimmed, LH+	082V5210J*	1		No Ashtray. No Speaker)
	" " " " " " +	082V7219J*	1		No Ashtray. Speaker Perforations)
	" " " " " " +	082V7221J*	1		With Ashtray. No Speaker)
	" " " " " " +	082V5212J*		1	No Ashtray. No Speaker)
	" " " " " " +	082V5223J*		1	No Ashtray. Speaker Perforations)
	" " " " " " +	082V7225J*		1	With Ashtray. No Speaker)
	Door Trim Panel, Trimmed, RH+	082V5209J*	1		No Ashtray. No Speaker) †
	" " " " " " +	082V7218J*	1		No Ashtray. Speaker Perforations)
	" " " " " " +	082V7220J*	1		With Ashtray. No Speaker)
	" " " " " " +	082V5211J*		1	No Ashtray. No Speaker)
	" " " " " " +	082V7222J*		1	No Ashtray. Speaker Perforations)
	" " " " " " +	082V7224J*		1	With Ashtray. No Speaker)
					† Prior to VIN 85 D 2137 85 - 0606
	Door Trim Panel, Trimmed, LH+	082V7275J*	1		>
	Door Trim Panel, Trimmed, LH+	082V7277J*		1	>
	Door Trim Panel, Trimmed, RH+	082V7276J*	1		> From VIN 85 D 2137
	Door Trim Panel, Trimmed, RH+	082V7278J*		1	> 85 - 0606
	Studplate, Mirror Switch Fixing	A082U5069F	1	1	>
	Bracket, Mirror Control Switch Mounting	A082U5066F	1	1	>
	Nut, Nyloc, M5 Bracket/Studplate	A075W3008	3	3	>
	Washer, Flat, Switch Bracket Fixing	A075W4011Z	2	2	>
2	Flange, Window Weatherstrip Mounting	B079V4017F	2	2	>
	Flange, Window Weatherstrip Mounting	C079V4017F	2	2	>
4	Ashtray Assembly (Chrome Frame)	089V3883J *	2	2	For Clip On W/Strip)Inc. in Trimmed Door
	Ashtray Assembly (Black Frame)	089V4309J *	2	2	Por Stick On W/Strip)Panel
5	Clamp Bracket, Ashtray	A083V2474F	2	2	+All Door Trim Panels Inc. Flange Suit-
6	Screw, Ashtray Fixing	A075W5028Z	2	2	able for 'Stick On' Type Weatherstrip
10	Door Pull Handle, Trimmed, LH	082V5217J *	1	1	A089V6166V. (See 11.01A).
	Door Pull Handle, Trimmed, RH	082V5218J *	1	1	*Prefix Trim Part Numbers With:
					A - Leather (State Smooth or Ruched)
					B - Cloth (Brushed Velour)
					<u>Also State or Supply Sample of Colour</u>
					<u>& Vehicle Identification Number (VIN)</u>

1AR 1987

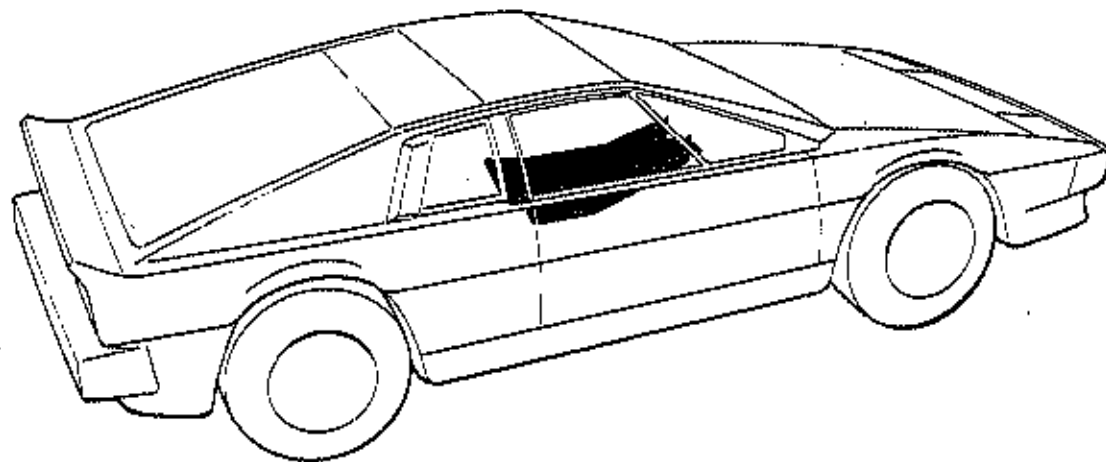
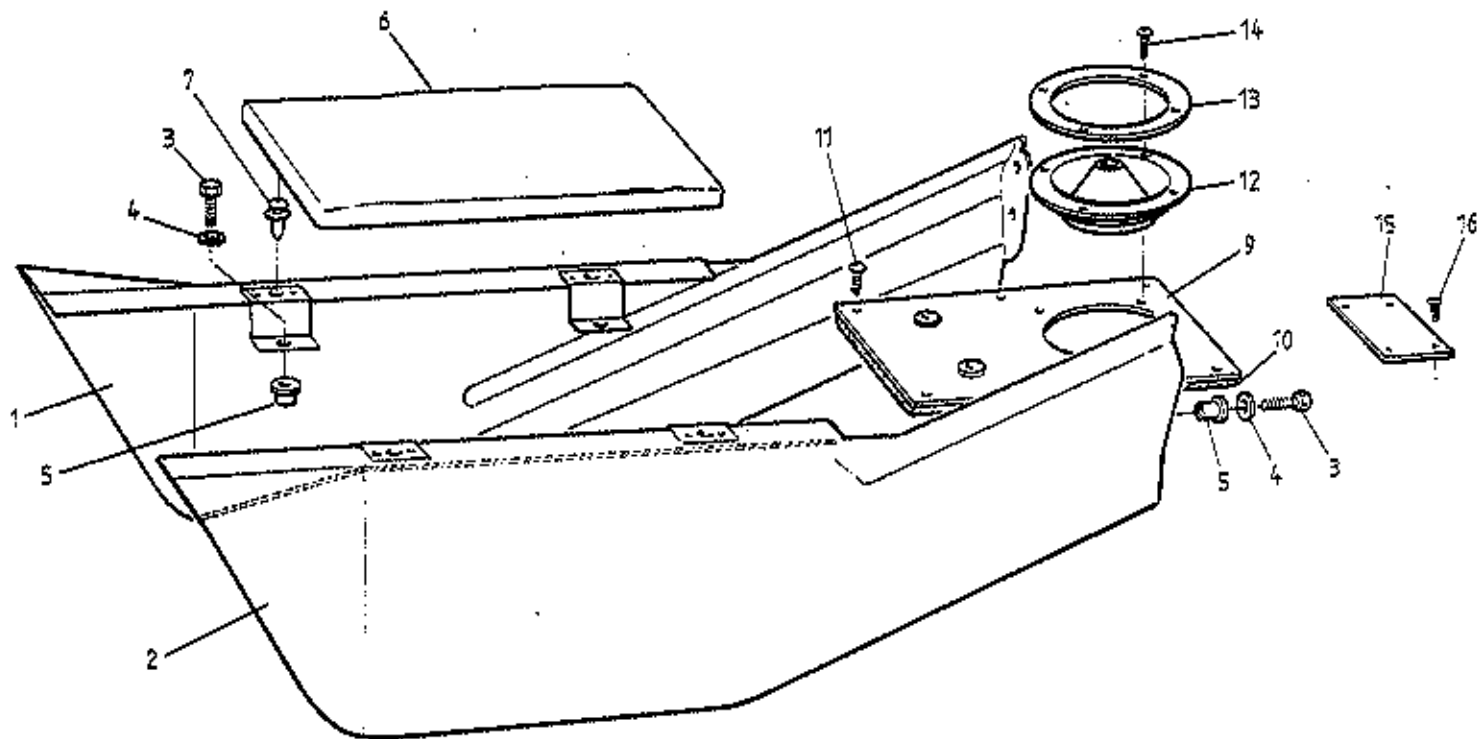
dlp43

Esprit S3 15.13A

Page 1

ILLUS. NO.	DESCRIPTION	PART NUMBER	QUANTITY		REMARKS
			RHD	LHD	
15.13A					
11	Washer, Door Pull Handle Fix	AC75W4015F	4	4	
12	Nut, Nyloc, M6, Handle Top Fix	AC75W3009F	2	2	
	Setscrew, M6 x 16, Handle Lower Fix	AC75W1028F	2	2	For Female Threaded Handle
13	Spacer, Handle Lower to Door	A08ZV5903K	2	2)
14	Nut, Nyloc, M6, Handle Lower Fix	A975W3009F	2	2) For Handle with Stud
15	Screw, Door Trim Panel Fixing	AC75W5028F	4	4	
16	Tapping Plate, Door Panel Screws	A079U4479F	4	4	
	Pop Rivet, Tapping Plate to Door Shell	AC75W6071F	8	8	

MAR 1987



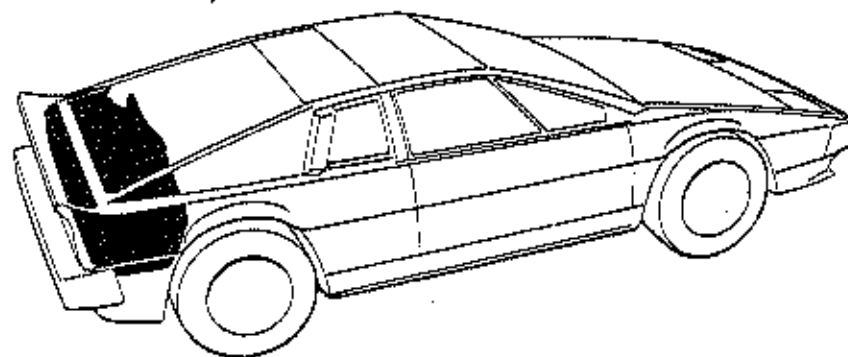
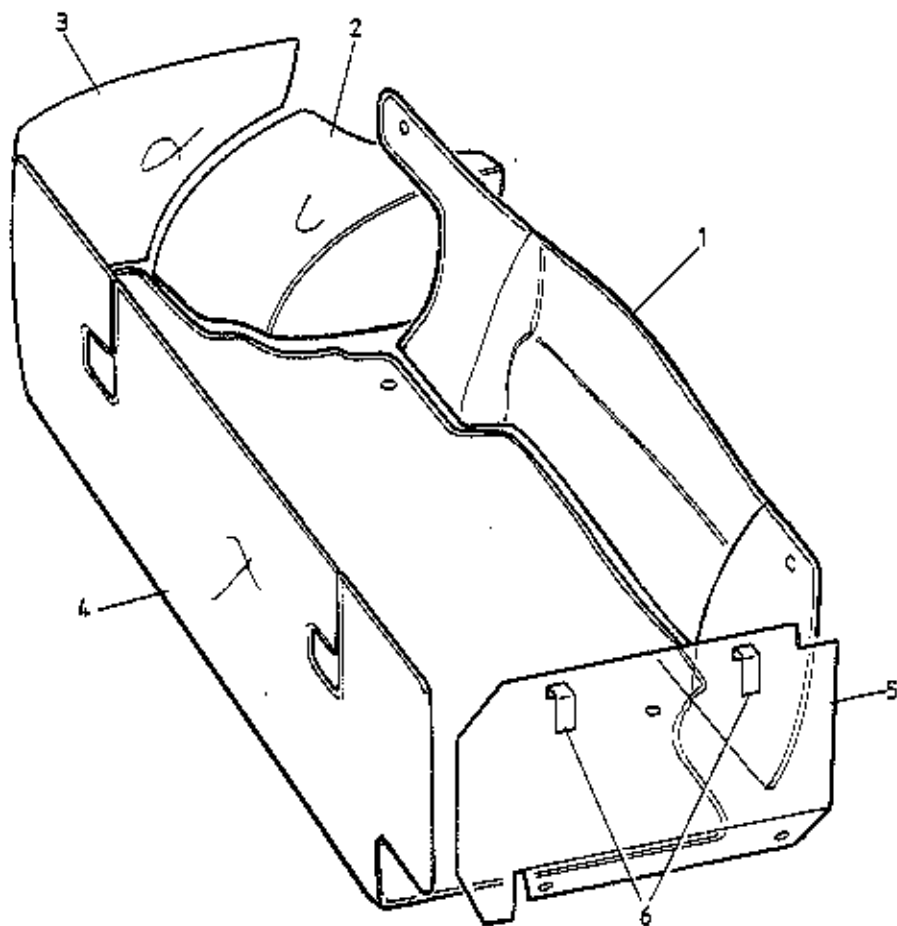
ESPRIT S3
15.19A

ILLUS. NO.	DESCRIPTION	PART NUMBER	QUANTITY		REMARKS
			ALL		
15.19A					
1	Tunnel Side, Trimmed, LH	082V5197J*	1)Alternatives Neoprene) *Prefix Trim Part Numbers With: A - Leather (State Smooth or Ruched) B - Cloth (Brushed Velour) <u>Also State or Supply Sample of Colour & Vehicle Identification Number (VIN)</u>
2	Tunnel Side, Trimmed, RH	082V5198J*	1		
3	Setscrew, M6 x 20, Tunnel Side Fixing	A075W1030Z	8		
4	Washer, Tunnel Side Fixing	A075W4015Z	8		
5	Rawlnut, M6 x 15, Tunnel Side Fixing	A075W6140Z	8		
	Rawlnut, M5 x 15, Tunnel Side Fixing	A082W6285F	8		
6	Tunnel Top Armrest, Trimmed	082V5201J*	1		
7	Clip, Tunnel Armrest Fixing	A079W6162F	4		
9	Plate, Gear Lever Aperture	C082U4737F	1		
10	Gasket, Aperture Plate to Body	A082U4738K	1		
11	Screw, Aperture Plate to Body	A075W5014Z	6		
12	Gaiter, Gear Lever, Lower	A076V1444F	1		
13	Clamp Ring, Gear Lever Lower Gaiter	A085U4826K	1		
14	Screw, Gaiter Clamp Ring Fixing	A075W5015Z	4		
15	Plate, Tunnel Loom Retaining	A082M4176K	1		
16	Screw, Plate to Body	A075W5014Z	4		

Esprit S3 15.19A

MAR 1987

M70 SIII



ESPRIT S3
15.24A

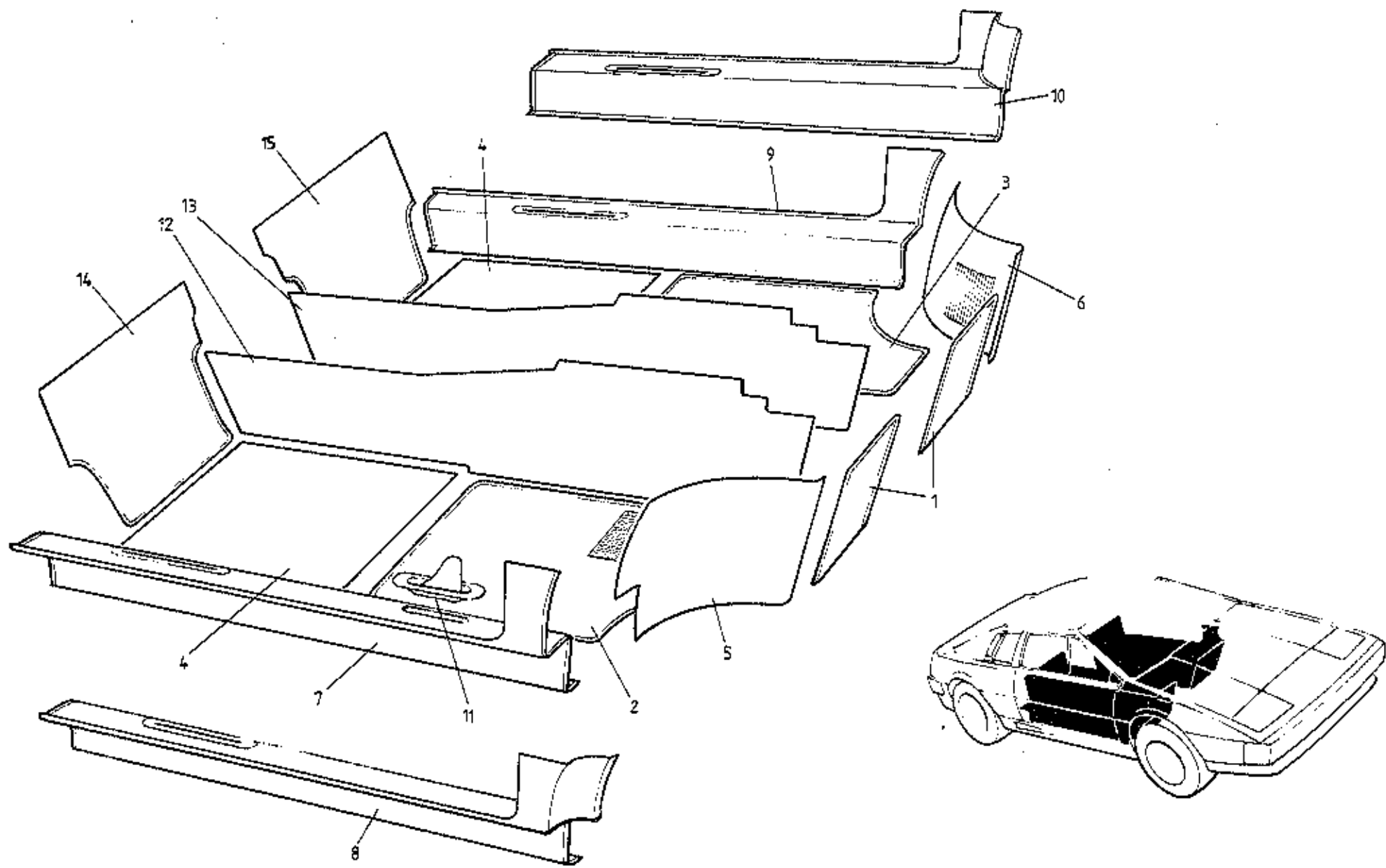
M70 SUT

ILLUS. NO.	DESCRIPTION	PART NUMBER	QUANTITY		REMARKS
			ALL		
15.24A					
	<u>Grey Fleck Carpet</u>				
1	Engine Bay Rear Wall	A085V7293J	1		
2	Rear Wheelarch, LH	A085V7294J	1		
3	Rear Side, LH	A085V7155K	1		
4	Floor	A085V7295J	1		
5	Battery Board	A085V7296J	1		
6	Bracket, Battery Board Abutment	A082V5882	2		
	Button, 'Durable Dot'	A076W6109	17		
	Socket, 'Durable Dot'	A076W6110	17		
	Pop Rivet	A075W6090F	17		
	Tonneau Cover	A085V7297J	1) as fitted
	Luggage Bay	A085V7146J	1)
	Fixing Strip, Bag to Rear Panel	B082V5021K	1		
	Screw, Fixing Strip	A075W5046Z	6		
	Spire Nut, Fixing Strip	A075W6016Z	6		

MAR 1987

dlp46

Esprit S3 15.24A



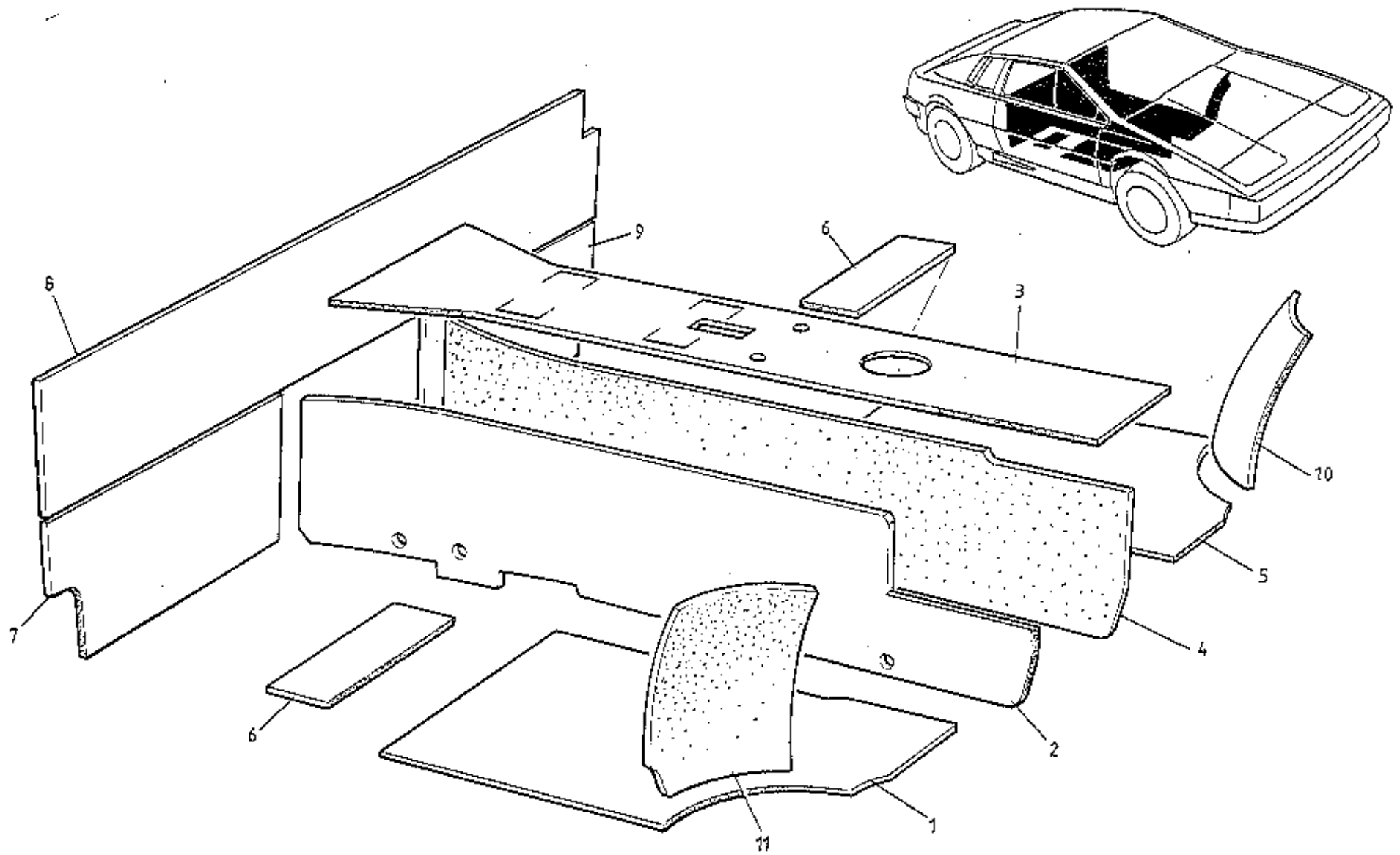
ESPRIT S3
15.300

ILLUS. NO.	DESCRIPTION	PART NUMBER	QUANTITY		REMARKS	
			RHD	LHD		
15.30A						
1	Carpet, Footwell Front	A082V7231J	2	2	Specify or Supply Sample of Colour & Vehicle Identification Number (VIN)	
2	Carpet, Front Floor, With Mat, RH	A082V7233J	1			
	Carpet, Front Floor, With Mat, RH	A082V7234J		1		
3	Carpet, Front Floor, With Mat, LH	A082V7235J	1			
	Carpet, Front Floor, With Mat, LH	A082V7236J		1		
4	Carpet, Underseat	A082V7239J	2	2		
5	Carpet, Front Wheelarch, With Mat, RH	A082V7240J	1	1		
6	Carpet, Front Wheelarch, With Mat, LH	A082V7241J	1	1		
7	Carpet, Sill, RH, (Inc. H/Brake Gaiter)	A082V7244J	1) Includes GRP
	Carpet, Sill, RH	A082V7242J		1		With Heater Only) Sill Panel
8	Carpet, Sill, RH	A082V7245J		1		With a/c) and (if applicable)
9	Carpet, Sill, LH	A082V7243J	1			With Heater Only) a/c hose ABS
10	Carpet, Sill, LH	A082V7246J	1			With a/c) cover
	Carpet, Sill, LH, (Inc. H/Brake Gaiter)	A082V7247J		1)
11	Gaiter	A082V7261J	1	1		
12	Carpet, Tunnel Side, RH	A082V7250J	1	1		
13	Carpet, Tunnel Side, LH	A082V7251J	1	1		
14	Carpet, Rear Bulkhead, RH	A082V7252J	1	1		
15	Carpet, Rear Bulkhead, LH	A082V7253J	1	1		

Esprit S3 15.30A

MAR 1987

dlp47



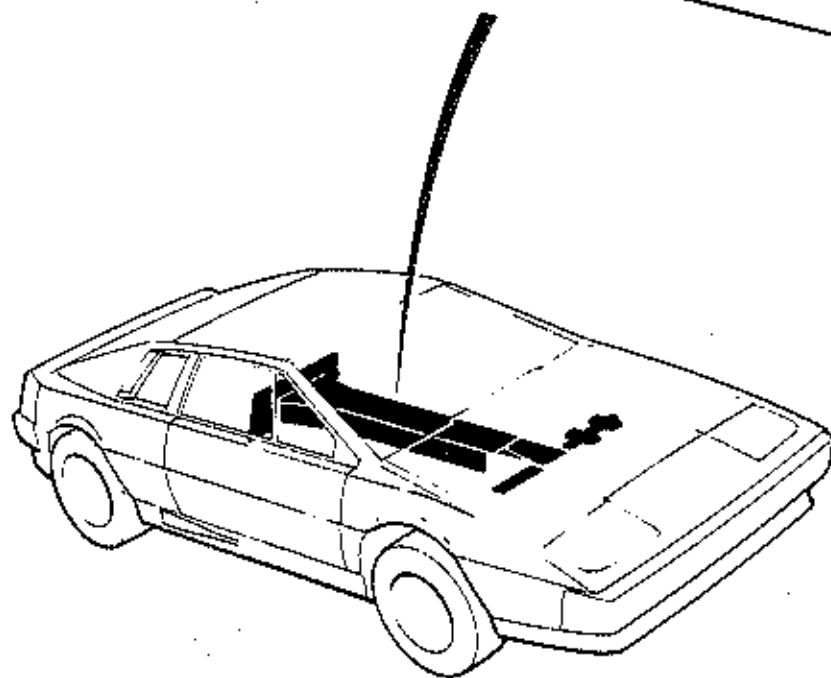
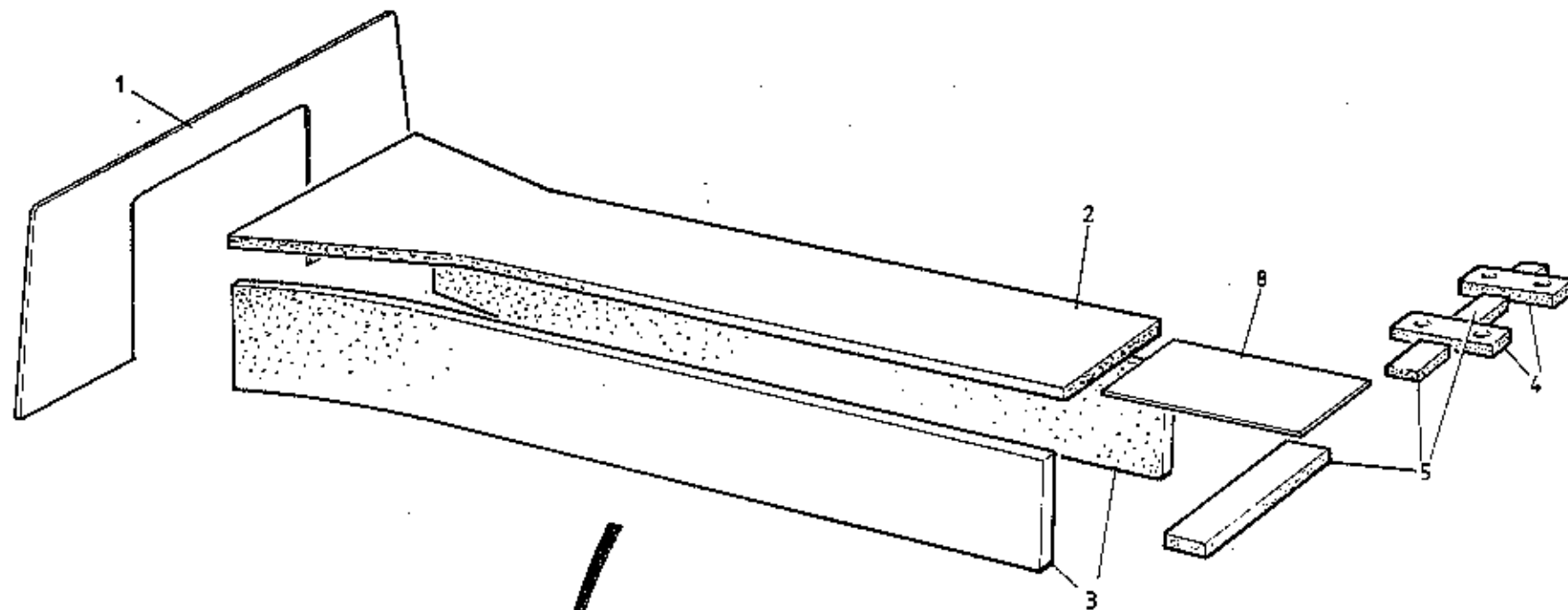
ESPRIT S3
16.01A

ILLUS. NO.	DESCRIPTION	PART NUMBER	QUANTITY		REMARKS
			ALL		
16.01A					
1	Foam, Front Floor, RH	A085V5674K	1		
2	Foam, Tunnel Side, RH	A085V5672K	1		
3	Foam, Tunnel Top	A085V5671K	1		
4	Foam, Tunnel Side, LH	A085V5673K	1		
5	Foam, Front Floor, LH	A085V5675K	1		
6	Foam, Underseat	B079V4138F	2		
7	Foam, Rear Bulkhead Lower, RH	A085V5719K	1		
8	Foam, Rear Bulkhead Upper	A085V5670K	1		
9	Foam, Rear Bulkhead Lower, LH	A085V5720K	1		
10	Felt, Wheelarch, LH	B079V4095F	1		
11	Felt, Wheelarch, RH	B079V4096F	1		

MAR 1987

31m48

Esprit S3 16.01A



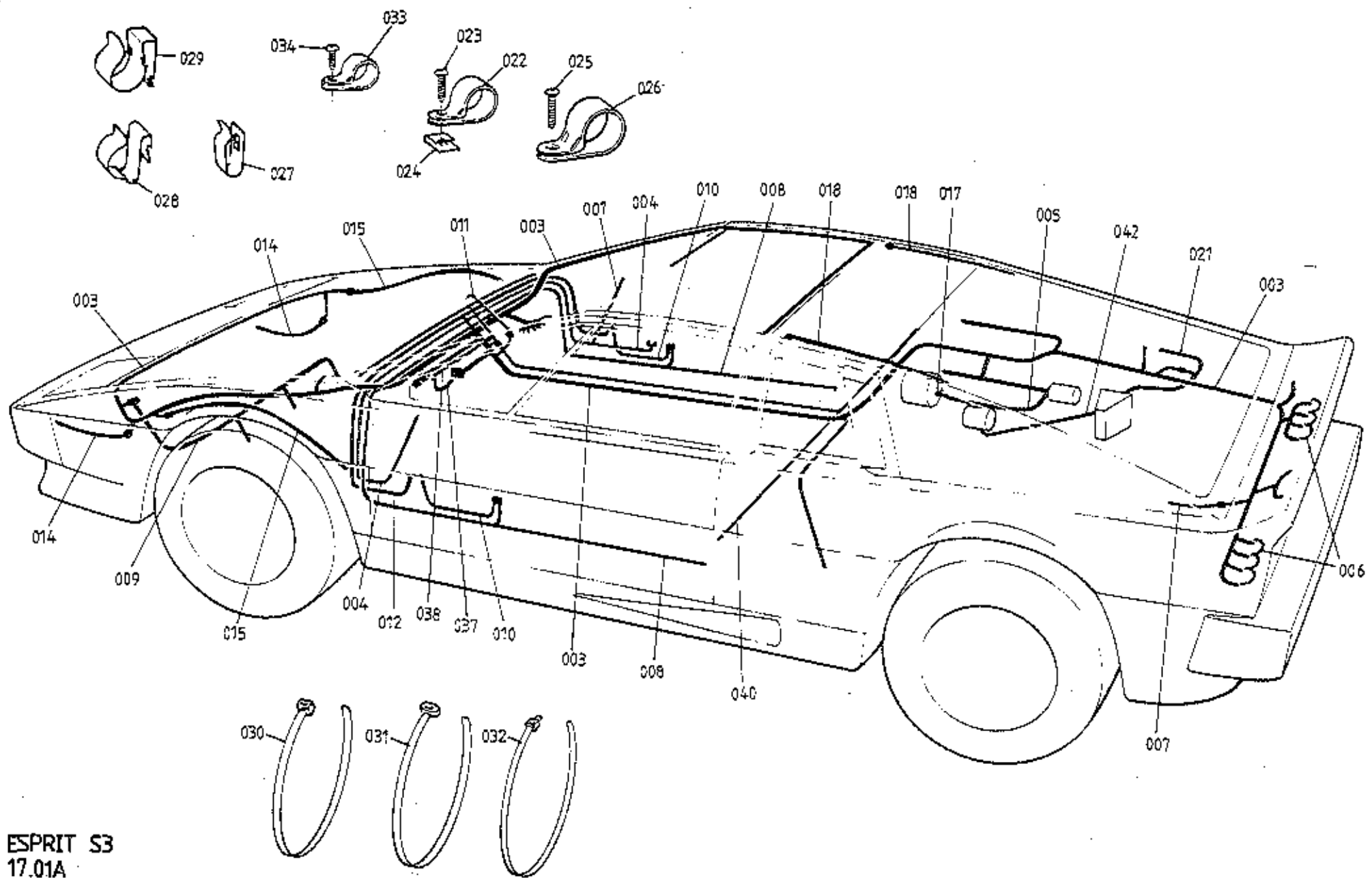
ESPRIT S3
16.02A

ILLUS. NO.	DESCRIPTION	PART NUMBER	QUANTITY		REMARKS
			ALL		
16.02A					
1	Sound Barrier Mat, Rear Bulkhead	B079V4143K	1		
2	Foam, Tunnel Top Underside	A085V5724K	1		
3	Foam, Tunnel Side, Underside	A085V5725K	2		
4	Foam, Pedal Box Seal	A085V5726K	2		
5	Foam, Chassis Front Crossmember	A085V5727K	1		
8	Pad, Anti-Squeak	A082V5759K	1		

MAR 1987

41-49

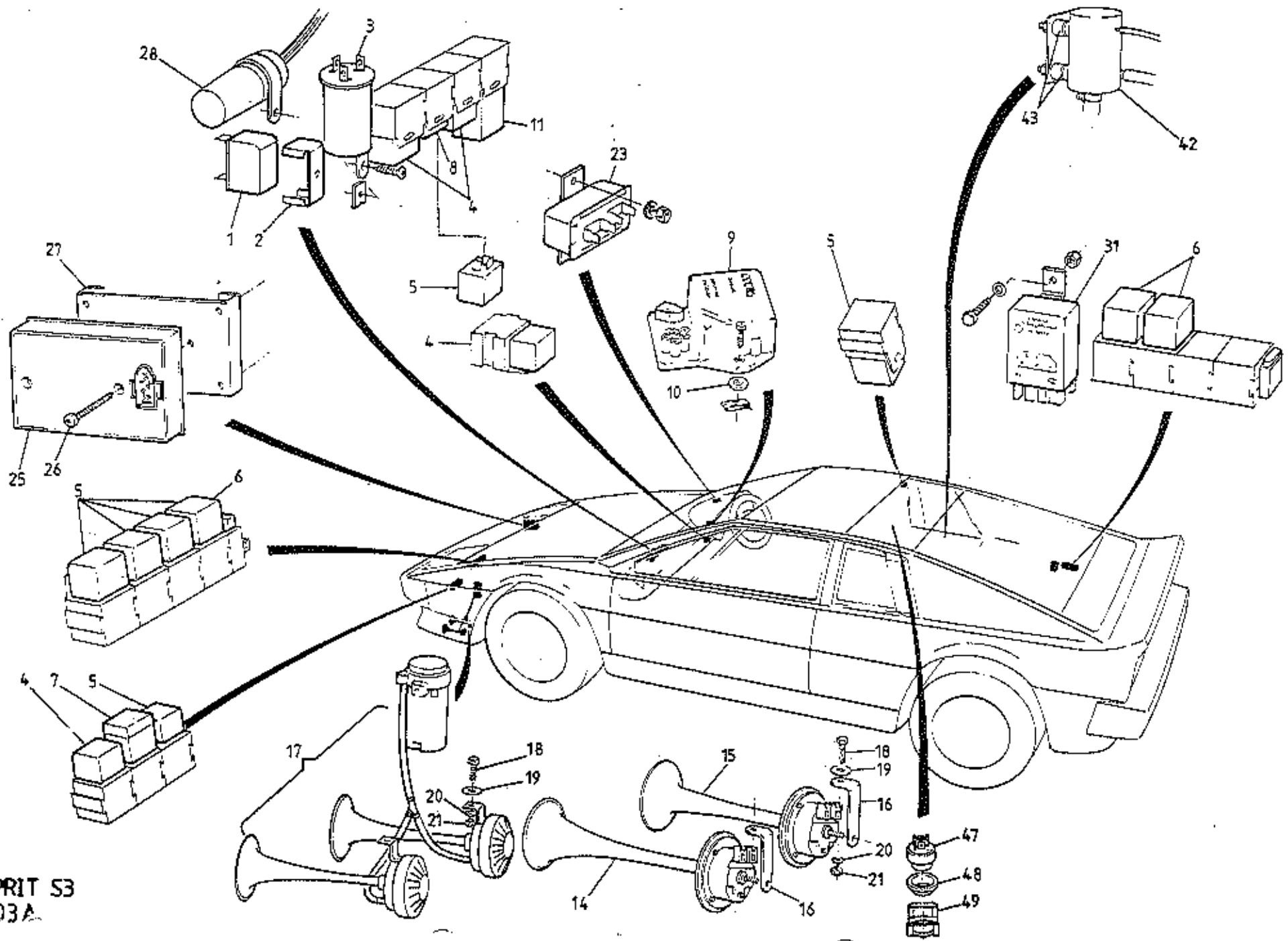
Esprit S3 16.02A



ESPRIT S3
 17.01A

ILLUS. NO.	DESCRIPTION	PART NUMBER	QUANTITY		REMARKS
			ALL		
17.01A					
001	Extension Harness, Mirror	A082M4578F	1		
003	Main Harness	B079M4100F	1		Prior VIN †
	Main Harness	B082M4117F	1		From VIN † to VIN ††
	Main Harness	C082M4117F	1		From VIN ††
	Grommet, Main Harness/Bulkhead	A089M6115F	2		
	Bush, Grommet	A089M6116F	2		† 85 D 2153
004	Door Mirror Harness	A079M4095F	1		Prior VIN * 85 - 0609
	Door Mirror Harness	A082M4615F	1) From VIN *
	'P' Clip, Door Mirror Control Harness	A075W6228	4) †† 85 D 2427
	Pop Rivet, Clip Fix	A082W6243	4) 85 - 0724
005	Alternator Harness	A079M4060F	1		
	Clip, Harness Steady	A089W6252F	1		* 85 D 2137
006	Earth Lead, Tail Lamps	A079M4061F	2		85 - 0606
007	Reverse Switch Lead	A079M4062F	1		
008	Door Ajar Lamp Harness	A085M4205F	1		
009	Harness, Cooling Fans	A085M4192F	1		Prior VIN †. Used only with A/C & Thermal Trip.
	Harness, Cooling Fans	A082M4191F	1		From VIN †
	Lead, Cooling Fans, Reverse Polarity	A082M4193F	2		If Fitted
010	Cigar Lighter Earth Lead	A085M4206F	2		
	Cigar Lighter Harness	A079M4085F	1		
011	Heater/Air Conditioning Harness	C082M4110F	1		From VIN †
	Door Harness, Window Lift	A075M0241Z	2		Prior VIN †
012	Door Harness	B079M4004F	2		
	Grommet, Door Loam	X036B6010Z	4		
014	Front Side/Turn Lamp Extension Harness	A082M6208F	2		For Circular Diffusion Pattern Lamps
016	Repeater Lamp Extension Harness	A082M4188F	2		Used only with later type repeater lamps
018	Lead, Heated Rear Screen	A079M4032F	2		
021	Ignition Harness	A082M4126Z	1		With 'Lumenition' Ignition
	Ignition Harness	A082M4198F	1		With Lucas Constant Energy Ignition
022	'P' Clip, Ignition Harness to Ign. Box	A075W6000Z	1		
023	Screw, 'P' Clip Fix	A075W6015Z	1		
024	Screw, 'P' Clip Fix	A079W6024F	1		
025	Screw, No.6 x 3/4", Harness Fix	A075W6028Z	6		

ILLUS. NO.	DESCRIPTION	PART NUMBER	QUANTITY		REMARKS
			ALL		
17.01A					
026	'P' Clip, Harness Fix	A075W6021Z	2		
027	Clip, Harness Fix	A075W6018Z	2		
028	Clip, " "	A079W6115F	2		
029	Clip, " "	A085W6258F	5		
030	Cable Tie, 312mm	A075W6038Z	25		
031	Cable Tie, 220mm	A075W6045Z	13		
032	Cable Tie, 455mm	A079W6224F	5		
033	'P' Clip, Small	A075W6223F	10		
034	Screw, No.6 x 1/4", 'P' Clip Fix	A075W5010Z	10		
037	Harness, Radio Feed	A082M4577F	1		Motorola, Sparkomatic, Blaupunkt
038	Harness, Aerial Switch	A082M4579F	1		
040	Speaker Loom, Front	A082M4588F	1		For Blaupunkt 'Quickfit' Fascia Speakers
042	Speaker Loom, Rear	A082M4589K	1		Routed Along Tunnel
	Lead, Ignition Amplifier to Distributor	A089M6037F	1		With Lucas Constant Energy Ignition
	Grammet, Ignition Box	A082M6286H	1		



ESPRIT S3
17-03A

ILLUS. NO.	DESCRIPTION	PART NUMBER	QUANTITY		REMARKS
			PRIOR VIN *	VIN * CN	
17.03A					
1	Flasher Unit, Hazard	A007M4124Z	1	1	* VIN 85 D 2427
2	Clip, Hazard Flasher Unit	X036M6301F	1	1	85 - 0724
3	Flasher Unit, Turn Indicators	A079M6018F	1	1	
	Screw, Flasher Unit Fixing	A075W5012F	1	1	
	Spire Nut, Flasher Unit Fixing	A075W6013Z	1	1	
4	Relay, Double Contact	A082M6182F	2/3/4	4	Inner H/L (2), Rad. Fans (1) (For Cars Fitted With Thermal Trip), Interior Fans (1) (With Rotary Control)
5	Relay, Changeover, 28RA	A079M6141Z	5/6/7	5	Horn (1), H/L Control (1) (Prior to Fitment of Diode), H/L Flasher (1), H/L Motor RH (1), H/L Motor LH (1), Fan Fail (1) (Prior to Thermal Trip). ERS (1).
6	Relay, Changeover, 28 RA	A079M6141Z		3	Throttle Jack, Purge Pump, Dim-Dip
7	Fused Relay, 4RA, Radiator Fans	A079M6101F	1		Prior to Thermal Trip
	Diode, Headlamp Changeover Circuit	A075M6141F	1	1	Later Cars Not Using Relay A079M6141Z
8	Relay Bridge, Rad. Fan Circuit	A082M4195F	1	1	With Fan Thermal Trip
9	Delay Unit, Wipers	A079M6126F	1	1	
10	Spacer, Delay Unit to Fascia	A907E0696Z	2	2	
	Delay Unit, Interior Lamp, Progressive Dimmer	A082M6143F	1		>As Fitted
11	Delay Unit, Interior Lamp, Timed Switch	A082M6220F	1	1	>
14	Horn, Low Note	A079M6086F	1)
15	Horn, High Note	A079M6087F	1) Electric Horns
16	Bracket, Horn Mounting	A079M6089F	2)
17	Air Horn Kit	A089M6063F	1	1	With Air Horns

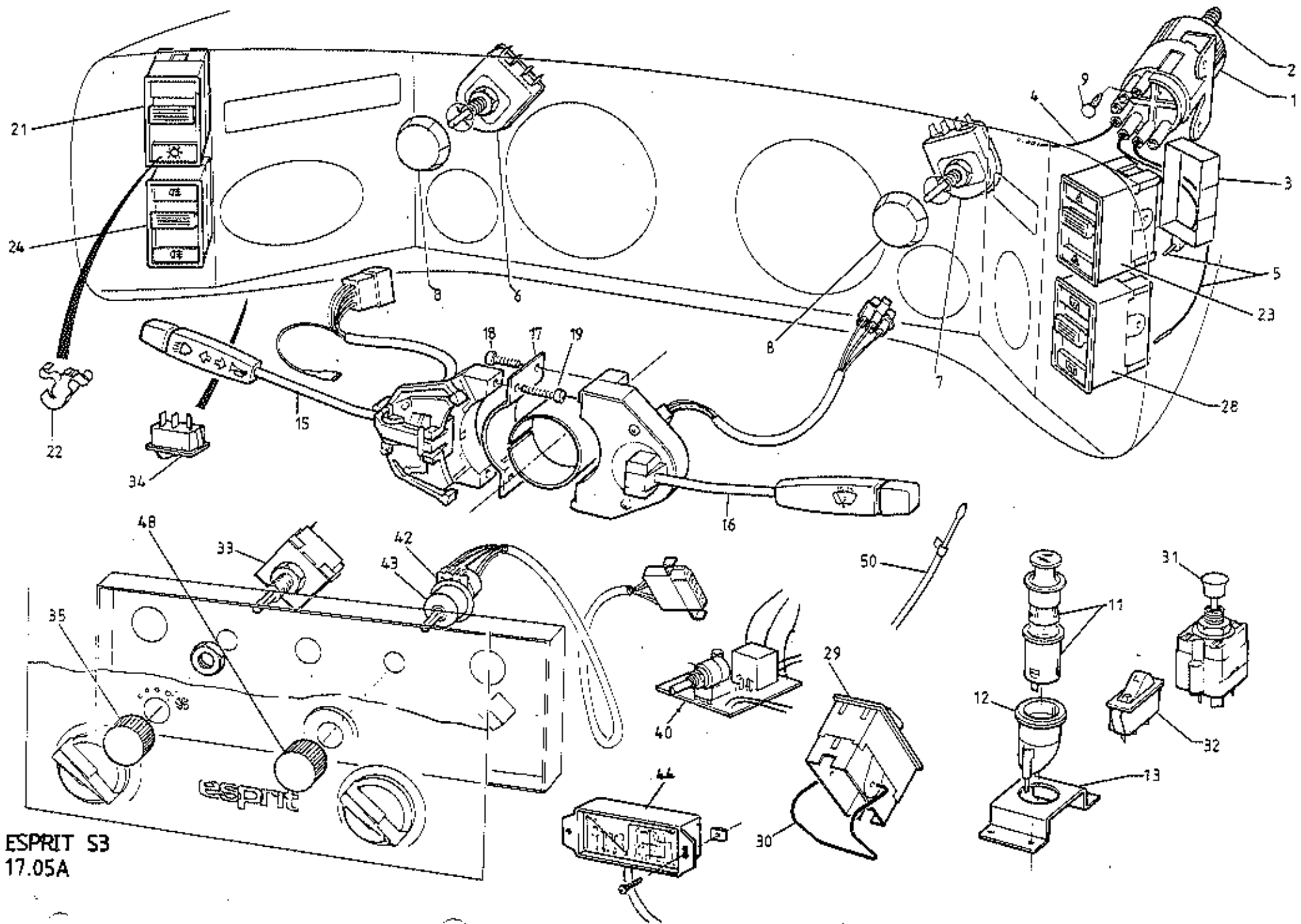
MAR 1987

d1p52

Esprit S3 17.03A

Page 1

ILLUS. NO.	DESCRIPTION	PART NUMBER	QUANTITY		REMARKS
			PRIOR VIN *	VIN * ON	
17.03A					
18	Setscrew, M6 x 25, Horn Brkt. to Body	A075W1031Z	2	2	* VIN 85 D 2427
19	Washer, Flat, Brkt. Fixing	A075W4015Z	2	2	85 - 0724
20	Washer, 25mm O/D, Brkt Fixing	A075W4017Z	2	2	
21	Nut, Nyloc, M6, Brkt. Fixing	A075W3009Z	2	2	
23	Voltage Stabiliser	A079M6027F	1		
	Diode, Brake Warning Lamp	B075M6141Z	1		
25	Module, 'Dim-Dip'	A085M6315F		1)
26	Screw, M4 x 30, Unit Fix	A085W5112F		2)U.K. only
27	Bracket, Relay Mounting	A085U5112F		1)
	Pop Rivet, Brkt. Fix	A075W6071F		4)
28	Module, Low Coolant	A082M6275F		1	
	Screw, s/t, Module Fix	A075W5012F		2	
	Spire Nut, Module Fix	A075W6013F		2	
	'P' Clip, Module Fix	A075W5229F		1	
31	Relay Engine Speed Sensing	A910E6757F		1	Throttle Jack Control
	Screw, Relay Fix	A075W1002Z		1	
	Nut, Nyloc, 10 UNEF, Relay Fix	A075W3000Z		1	
	Washer, Relay Fix	A075W4011Z		1	
42	Purge Pump	A089M6105F		1	
	Bracket, Purge Pump Mounting	A085U5113F		1	
	Setscrew, M5 x 12, Brkt. Fix	A075W1021F		2	
	Nut, Nyloc, M5, Brkt. Fix	A075W3008Z		2	
	Washer, Flat, M5, Brkt. Fix	A075W4011Z		2	
43	Resilient Mounts, Purge Pump	A082M6319F		2	
	Nut, M6, Purge Pump Fix	A075W3020F		2	
	Washer, Internal Spring, Purge Pump Fix	A075W4046F		2	
47	Thermal Switch, Purge Pump Control	A082M6317F		1	MOR 70, BOP 60. Includes Grommet
48	Grommet, Purge Pump Switch	A079M6181F		1	
49	Clip, Switch Retention	A079M6138F		1	



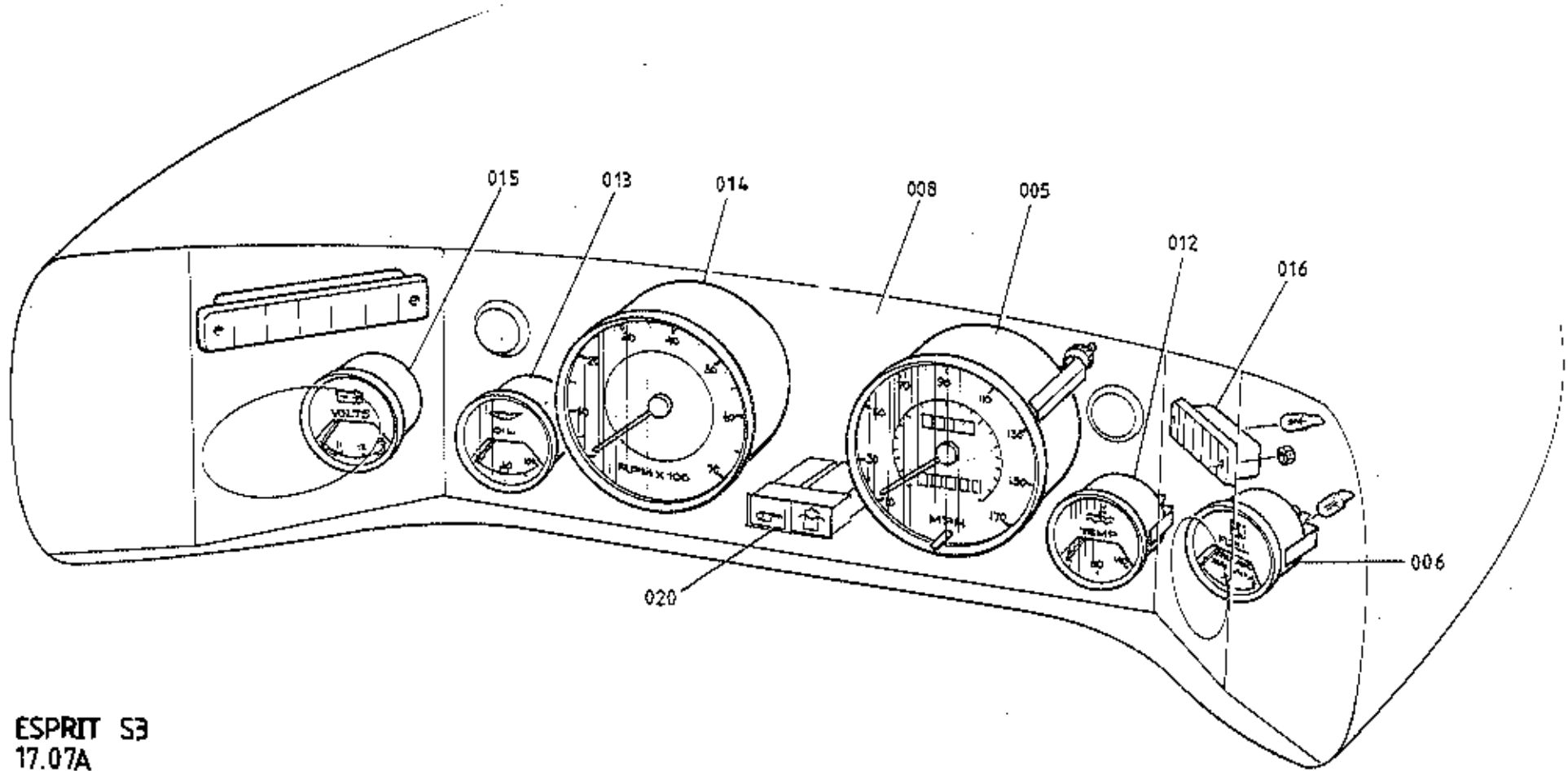
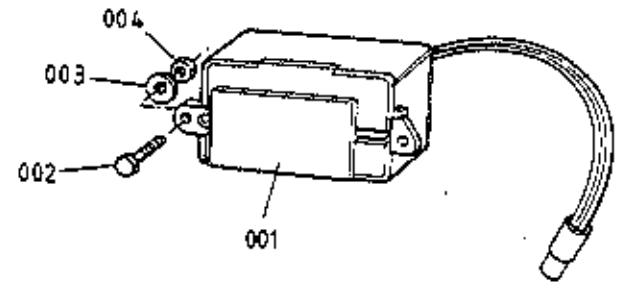
ESPRIT S3
17.05A

ILLUS. NO.	DESCRIPTION	PART NUMBER	QUANTITY		REMARKS
			PRIOR VIN *	VIN * ONWARD	
17.05A					
1	Light Source, Fibre Optics	B079M6099F	1	1	Change Point* VIN 85 D 2153 85 - 0609
2	Bulb, 12V 5W, Light Source	A075W6144F	1	1	
3	Clip, Fibre Optic Carrier to Switch	A079M6100F	5	3	
4	Fibre Optic Light Carrier, 880mm	B079M6097F	3	1	
5	Fibre Optic Light Carrier, 435mm	B079M6098F	2	2	
	Rheostat, Switch Illumination	A079M6072F	1		
	Switch, Instrument Illumination	B079M6067F	1		Script)See Service Bulletin 1982/11 Symbol)
	Switch, Instrument Illumination	A085M6191J	1		
	Resistor, Instrument Illumination	A079M6075F	1		
6	Rheostat, 27W, Binnacle/Switch Illumination	A083M6220F		1	Identification No. 78546
7	Rheostat, 19.8W, Heater/Cigar Lighter Illum.	A079M6029F		1	Identification No. 78526
8	Knob, Rheostat, Plain	A082M6153F		2	R/B A089M0490F
	Knob, Rheostat, with Graphic	A089M0490F		2	
	Heatshield, Rheostat	A083M0376K		2	IF Fitted
9	Blanking Plug, Light Source	A082M6240F	2	4	
11	Cigar Lighter, Inner & Outer	A079M6123J	2	2	
12	Illumination Ring, Cigar Lighter	A079M6124F	2	2	
13	Bracket, Cigar Lighter Mounting	A079M4088K	2	2	
	Pop Rivet, Brkt. Fix	A075W6092Z	8	8	
	Switch, Dip/Flash/Turn/Horn	A075M6072Z	1	1	On RH Side of Steering Column
15	Switch, Dip/Flash/Turn/Horn	A082M6151Z	1	1	On LH Side of Steering Column
	Switch, Wash/Wipe	B075M6073Z	1	1	On LH Side of Steering Column
16	Switch, Wash/Wipe	A082M6152Z	1	1	On RH Side of Steering Column
17	Bracket, Switches to Column	B075M6051Z	1	1	
18	Screw, 10 UNC x 119	A075M6074Z	2	2	Wash/Wipe Switch to Brkt.
19	Screw, 10 UNC x 135	A075M6075Z	2	2	Dip/Flash/Turn Switch to Brkt.
20	Spacer, Switches to Column	B079M4017F	1	1	
21	Switch, Lighting	B079M6134F	1	1	
22	Clip, Bulbholder	A079M6135F	1	1	
23	Switch, Hazard Warning Lamps	B079M6063F	1	1	
	Switch, Rear Fog Lamps	A079M6065F	1		Script)
24	Switch, Rear Fog Lamps	A075M6206F	1	1	Symbol)See Service Bulletin 1982/11
	Switch, Heated Rear Screen	A079M6064F	1		Script)
28	Switch, Heated Rear Screen	A075M6212F	1	1	Symbol) Esprit S3 17.05A

MAR 1987

28
dlp53

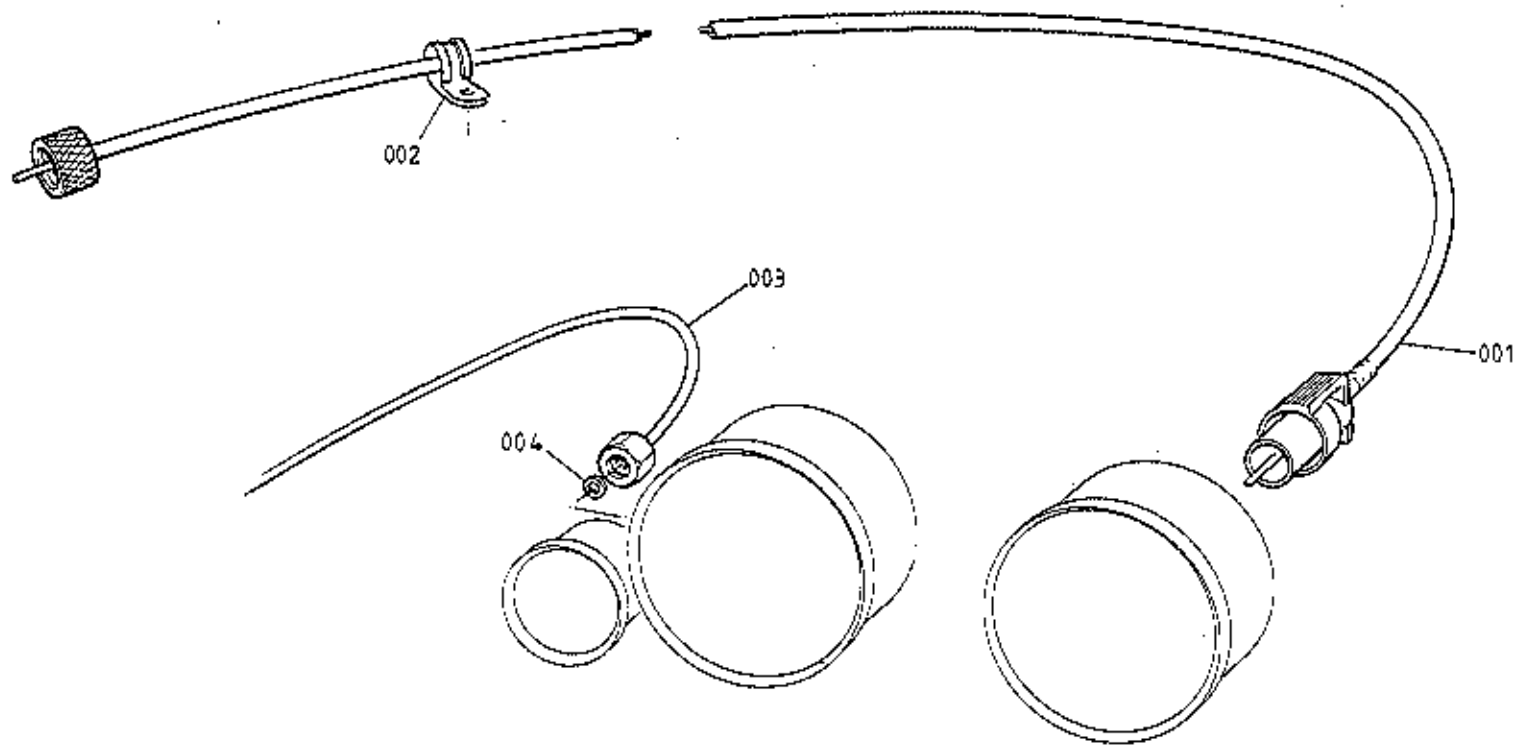
ILLUS. NO.	DESCRIPTION	PART NUMBER	QUANTITY		REMARKS
			PRIOR VIN *	VIN * ONWARD	
17.05A					
29	Switch, Window Lift	B079M6068F	2	2	Change Point* VIN 85 D 2153
30	Clip, Window Switch Retention	A079U4657F	2	2	85 - 0609
					Change Point† VIN 85 D 2137
					85 - 0606
31	Switch, Mirror Adjust	A079M6111F	1		Prior to Change Point †
	Switch, Mirror Adjust	A082M6300F	1	1)
	Nut, 3/4 UNEF, Switch Retaining	A082M6304F	1	1)
	Spacer, Mirror Adjust Switch	A082U5067F	1	1)From Change Point †
	Bezel, Mirror Adjust Switch	A082U5068F	1	1)
	Spring Clip, Bezel Retaining	A082M6303F	1	1)
32	Switch, Mirror Select	A075M0339F	1		Prior to Change Point †
	Switch, Mirror Select	A082M6301F	1	1	From Change Point †
	Switch, Interior Fan Speed	B079M6066F	1		
33	Switch, Interior Fan Speed	A082M6145F		1	R/B A082M6223F
	Switch, Interior Fan Speed	A082M6223F		1	
34	Switch, Radio Aerial	A075M0339F	1	1	
35	Knob, Fan Speed Switch	A082P4186F		1	R/B Knob A089P6102F & Cap A089P6103F
	Knob, Fan Speed Switch	A089P6102F		1	
	Cap, Fan Speed Switch Knob	A089P6103F		1	
40	Control Switch Assy. Fridge Temperature	A079P6013F	1		Prior to VIN 85 D 2123 85 - 0602
42	Control Switch, Fridge Temperature	A082M6221F	1	1)From VIN
43	Cover, Control Switch. (ABS)	A082M4239K	1	1)85 D 2123
44)85 - 0602
	Control Unit, Fridge Temperature	A082M4605F	1	1)
	Harness, Control Unit to Relay	A082M4585F	1	1)
	Knob, Fridge Switch	A079P6046F	1		
48	Knob, Fridge Switch	A082P4186F		1	R/B Knob A089P6102F & Cap A089P6103F
	Knob, Fridge Switch	A089P6102F		1	
	Cap, Fridge Switch Knob	A089P6103F		1	
50	Thermistor	A085P6038F	1	1	Strapped to Evaporator



ESPRIT S3
17.07A

ILLUS. NO.	DESCRIPTION	PART NUMBER	QUANTITY		REMARKS
			ALL		
17.07A					
001	Clock, Digital, (Rocking Bar Adjustment)	A079M6088F	1		Early Cars, Flat Connector Block
	Clock, Digital, (Pin Button Adjustment)	A089M6034F	1		
002	Clock, Digital, (Rocking Bar Adjustment)	A082M46L9	1		1986 M.Y. On Round connector block
	Screw, M4 x 20, Clock Fix	A079W5083F	2)
003	Washer, Flat, Clock Fix	A075W4062F	2)Use with Clock A089M6034F
004	Nut, Nyloc, M4, Clock Fix	A075W3049F	2)
005	Speedometer, 170 mph, RED	A079N6032F	1		White Illumination
	Speedometer, 170 mph, RHD	A082N6040F	1		Green Illumination
	Speedometer, 265 kph, LHD	A079N6033F	1		White Illumination
	Speedometer, 260 kph, LHD	A082N6041F	1		Green Illumination
	Bulb, Speedo Illumination	A089M6047F	1		For Speedo A082N6040/1
006	Fuel Gauge	A079N6024F	1		White Illumination
	Fuel Gauge	A082N6044F	1		Green Illumination
012	Water Temperature Gauge	A079N6023F	1		White Illumination
	Water Temperature Gauge	A082N6043F	1		Green Illumination
013	Oil Pressure Gauge	A079N6026F	1		White Illumination
	Oil Pressure Gauge	A082N6046F	1		Green Illumination
014	Tachometer	A079N6022F	1		White Illumination
	Tachometer	A082N6042F	1		Green Illumination
	Bulb, Tachometer Illumination	A089M6047F	1		For Tacho A082N6042F
015	Voltmeter, Battery Condition Gauge	A079N6025F	1		White Illumination
	Voltmeter, Battery Condition Gauge	A082N6045F	1		Green Illumination
	Warning Light, Main Beam	B075M6054F	1)
	Warning Light, Fan Failure	A079M4063F	1)
	Warning Light, Ignition	B075M6055F	1)Prior to VIN † Change Point VIN
	Warning Light, Turn Signal	B079M6084F	1) † 85 D 2153
	Warning Light, Brakes	A075M6056F	1) 85 - 0609
	Warning Light, Fasten Belts	A074M6013F	1)
	Warning Light, Fuel/Choke	A075M6173F	1) * 85 D 2427
016	Tell-Tale Light Assy. RH (sep. Park & Brake)	A082N4004F	1		> From VIN † to VIN * 85 - 0724
017	Tell-Tale Light Assy. LH	A082N4008F	1		>
	Tell-Tale Light Assy. RH (comb. Park/Brake)	B082N4004F	1		
	Tell-Tale Light Assy. LH	A082N4008F	1		From VIN *
020	Warning Lamp Assy. Centre	A082M6278F	1		Esprit S3 17.07A
	Lens, Low Oil Pressure	A082M6279F	1		
	Lens, Low Coolant Level	A082M6280F	1		

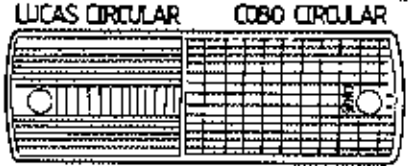
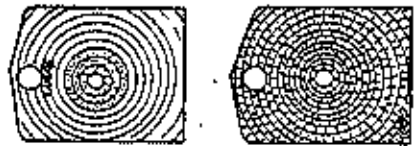
MAR 1987
dlp65



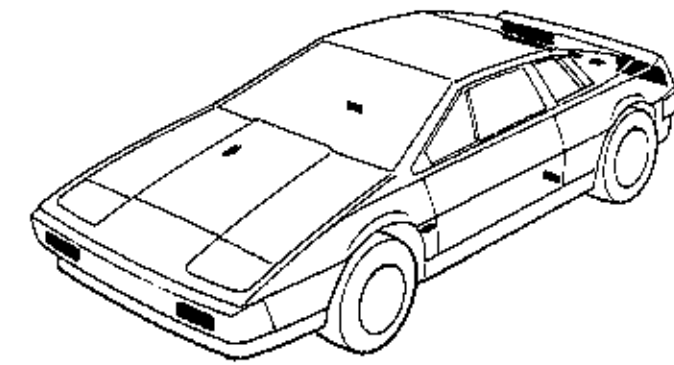
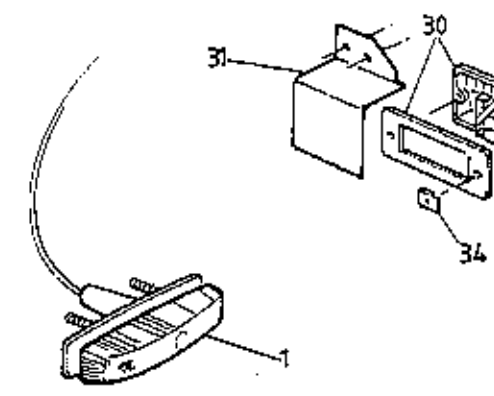
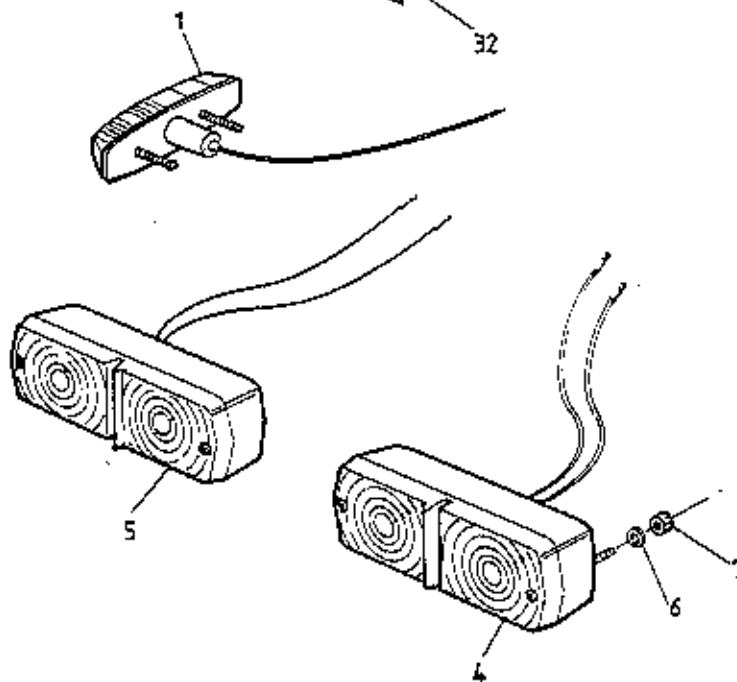
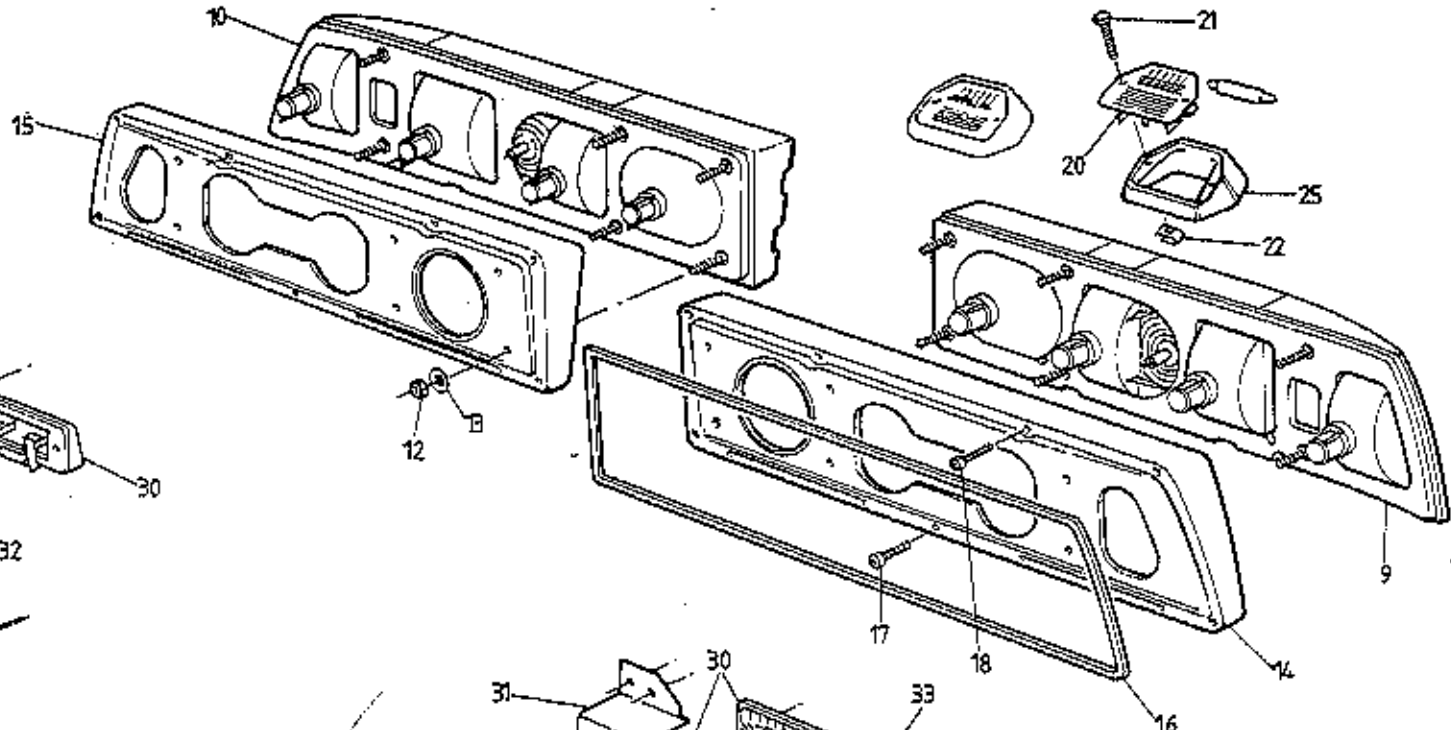
ESPRIT S3
17.09A

ILLUS. NO.	DESCRIPTION	PART NUMBER	QUANTITY		REMARKS
			ALL		
17.09A					
001	Speedo Cable	A079N6034F	1		
002	'P' Clip, Cable to Chassis	A075Q6016F	1		
003	Pipe, Oil Pressure Pipe to Gauge	A079N4001F	1		
004	Washer, Oil Pressure Pipe to Gauge	A036N6000P	1		

Esprit S3 17.09A



SIDE/TURN INDICATOR
LAMP



ESPRIT S3
1711A

ILLUS. NO.	DESCRIPTION	PART NUMBER	QUANTITY		REMARKS
			ALL		
17.11A					
	Turn Repeater Lamp	A075M6140W	2		R/B Lamp A082M6180F and Extension Harness A082M4188F
1	Turn Repeater Lamp	A082M6180F	2		
	Screw, Lamp Fix	A075W5028Z	4)Linear Diffusion Pattern
	Side/Turn Lamp, LH	A075M6029W	1)
	Side/Turn Lamp, RH	A075M6028W	1)
	Lens, Side/Turn Lamp	A075M6119Z	2)
	Screw, Lamp Fix	A075W5034Z	8)
	Spire Nut, Lamp Fix	A075W6171F	8)
4	Side/Turn Lamp, LH	A089M6022F	1		>
5	Side/Turn Lamp, RH	A089M6021F	1		>Circular Diffusion Pattern, 'Lucas'
	Lens, Side/Turn Lamp	A089M6061F	2		>
6	Washer, Flat, Lamp Fix	A075W4013Z	4		>
7	Nut, Nyloc, M8, Lamp Fix	A075W3009Z	4		>
	Side/Turn Lamp, LH	A089M6073F	1)
	Side/Turn Lamp, RH	A089M6074F	1)
	Lens, Side/Turn Lamp	A089M6083F	2)
	Setscrew, M6 x 25, Lamp Fix	A075W1031F	4)Circular Diffusion Pattern, 'Cobo'
	Washer, M6, Lamp Fix	A075W4013Z	8)
	Washer, M6, Lamp Fix	A075W4017Z	2)
	Nut, Nyloc, M6, Lamp Fix	A075W3009Z	4)
9	Rear Lamp Assy, LH	A079M6093F	1		
10	Rear Lamp Assy, RH	A079M6094F	1		
12	Nut, Lamp Fix	A075W3008Z	12		
13	Washer, Lamp Fix	A075W4000Z	12		
	Surround, Rear Lamp, LH, (ABS)	A079M4071F	1		R/B A085M4213F ✓
14	Surround, Rear Lamp, LH, (RRIM)	A085M4213F	1		
	Surround, Rear Lamp, RH, (ABS)	A079M4072F	1		R/B A085M4212F ✓
15	Surround, Rear Lamp, RH, (RRIM)	A085M4212F	1		
	Backing, Rear Lamp, LH	A079M4069K	1)Used with ABS Surrounds
	Backing, Rear Lamp, RH	A079M4070K	1)
16	Gasket, Rear Lamp Surround	A085B4535F	3m		

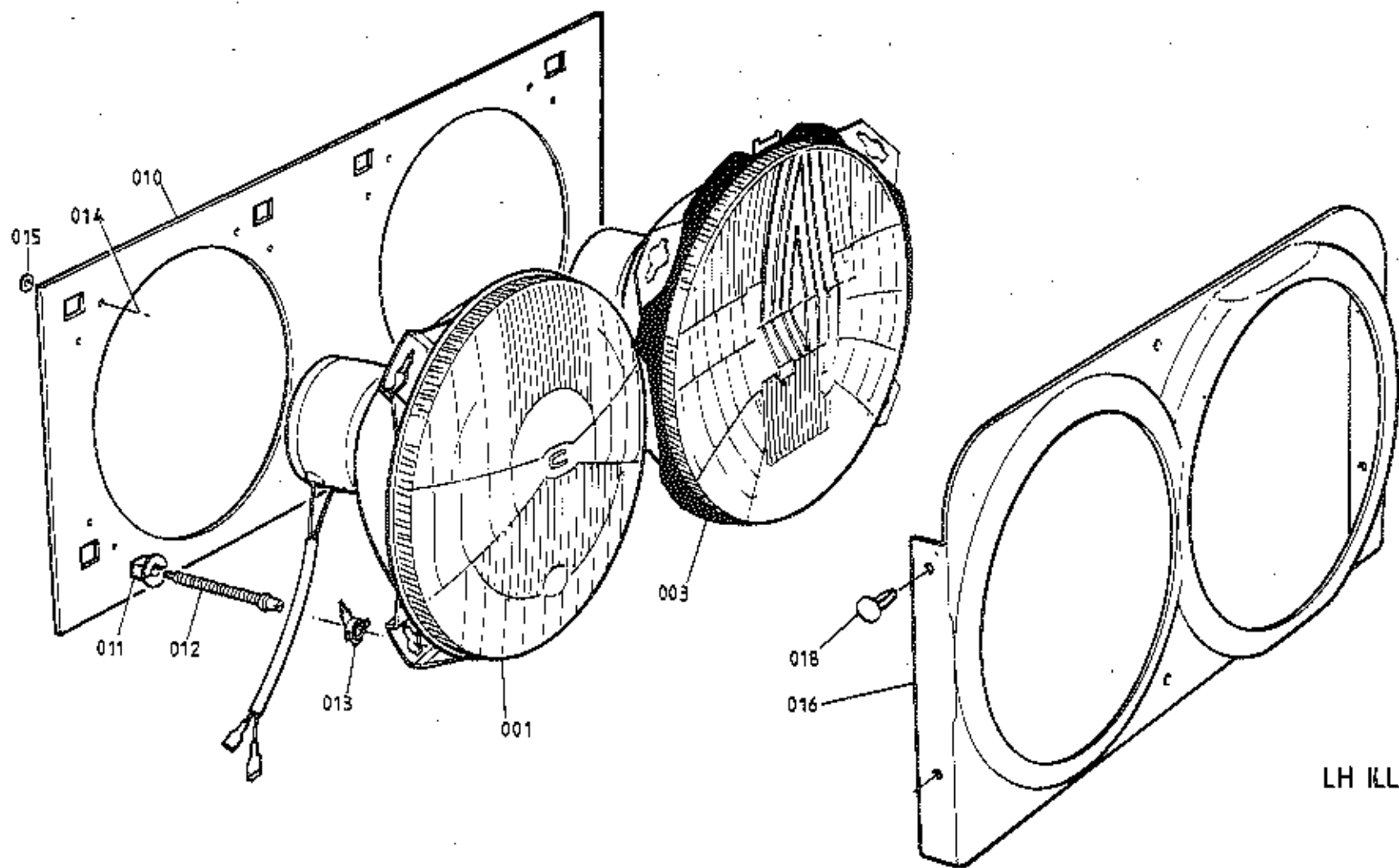
MAR 1987
dlp57

ILLUS. NO.	DESCRIPTION	PART NUMBER	QUANTITY		REMARKS
			ALL		
17.11A					
17	Screw, M5, Surround to Body	A076W5090F	10		>Used with RRIM Surrounds
18	Screw, M5, Surround to Body	A075W5084F	4		>
20	Lamp, Number Plate	A075M6025Z	2		
21	Screw, Lamp Fix	A075W5013Z	4		
22	Spire Nut, Lamp Fix	A075W6016Z	4		
	Tapered Gasket Number Plate Lamp	A075M0256Z	2		Used Prior to One-Piece Plinth
25	Plinth, Number Plate Lamp	A085B4401K	2		
	Setscrew, M5 x 20, Plinth Fix	A075W1030Z	2		
	Washer, Spring, Plinth Fix	A075W4035Z	2		
	Washer, Flat, Plinth Fix	A075W4017Z	2		
	Jacknut, M5, Plinth Fix	A075W3031Z	2		
30	Door Ajar Lamp (inc. Gasket)	A082M6155F	2		
31	Shield, Door Lamp, LB	A082U4743K	1		
32	Shield, Door Lamp, RB	A082U4742R	1		
33	Screw, Lamp Fix	A075W5027Z	4		
34	Spire Nut, Lamp Fix	A079W6024Z	4		

MAR 1987

dip58

Esprit S3 17.11A
Page 2



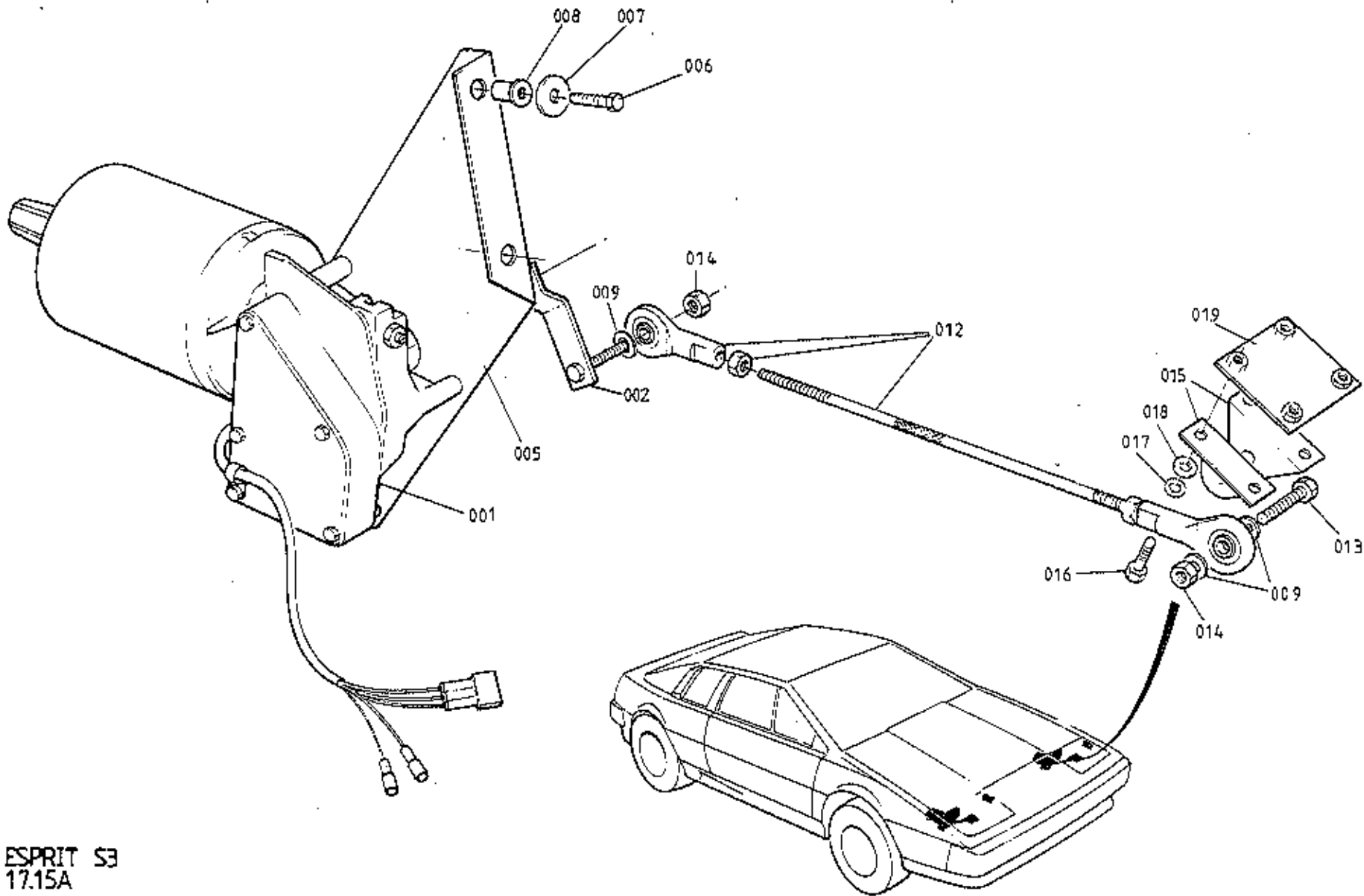
LH ILLUSTRATED

ILLUS. NO.	DESCRIPTION	PART NUMBER	QUANTITY		REMARKS
			RHD	LHD	
17.13A					
	Headlamp Assembly, Lucas/Hella	A079M6106K	4		Frame/Unit/Bulb
	Headlamp Unit, Lucas/Hella	A079M6104F	4		Includes H4 Bulb
	Headlamp Assembly, Lucas/Hella	A079M6105K		4	Frame/Unit/Bulb
	Headlamp Unit, Lucas/Hella	A079M6103F		4	Includes H4 Bulb
001	Headlamp Assembly, Inboard, Cibie	A082M6174F	2	2	Main Beam Only, HI Bulb
003	Headlamp Assembly, Outboard, Cibie	A085M4223J	2		Unit/Carriage Plate/Bezel/H4 Bulb
	Headlamp Assembly, Outboard, Cibie	A085M4224J		2	Unit/Carriage Plate/Bezel/H4 Bulb
	Bulb, Halogen H4, Beam/Dip	A075M6126F	4/2	4/2	
	Bulb, Halogen HI, Beam Only	A082M6288F	2	2	Cibie Inboard
	Bulb, Halogen, H4, Yellow	A079M6113F		4	France Only. Lucas/Hella Lamps
	Screw, Headlamp to Pod	A075W5043Z	16	16	Lucas/Hella
	Spire Nut, Headlamp to Pod	A075W6016Z	16	16	Lucas/Hella
010	Plate, Headlamp Mounting to Pod	A085M4217F	2	2	>
011	Insert Brush, Adjuster Screw to Plate	A082M6207F	12	12	>
012	Adjuster Screw, Headlamp Aim	A082M6206F	12	12	> Cibie Headlamps
013	Capsule, 1/4 Turn, Headlamp Mounting	A085M6217F	12	12	>
014	Pop Rivet, Mtg. Plate to Pod	A075W6069F	32	32	>
015	Washer, Pop Rivet	A075W4062F	32	32	>
	Surround, Headlamps, LH	A079U4449K	1	1)
	Surround, Headlamps, RH	A079U4450K	1	1) Lucas/Hella Headlamps
	Screw, Surround to Pod	A075W5030F	8	8)
016	Surround, Headlamps, LH <i>RH</i>	A085M4222K	1	1	>Prior to VIN 85 D 2265 >
	Surround, Headlamps, RH <i>LH</i>	A085M4221K	1	1	> 85 - 0625 >Cibie
	Surround, Headlamps, LH <i>RH</i>	B085M4222K	1	1)From VIN 85 D 2265 >Headlamps
	Surround, Headlamps, RH <i>LH</i>	B085M4221K	1	1) 85 - 0625 >
018	Button Clip, Surround to Pod	A075W6192F	12	12	

Esprit S3 17.13A

MAR 1987

dlp59



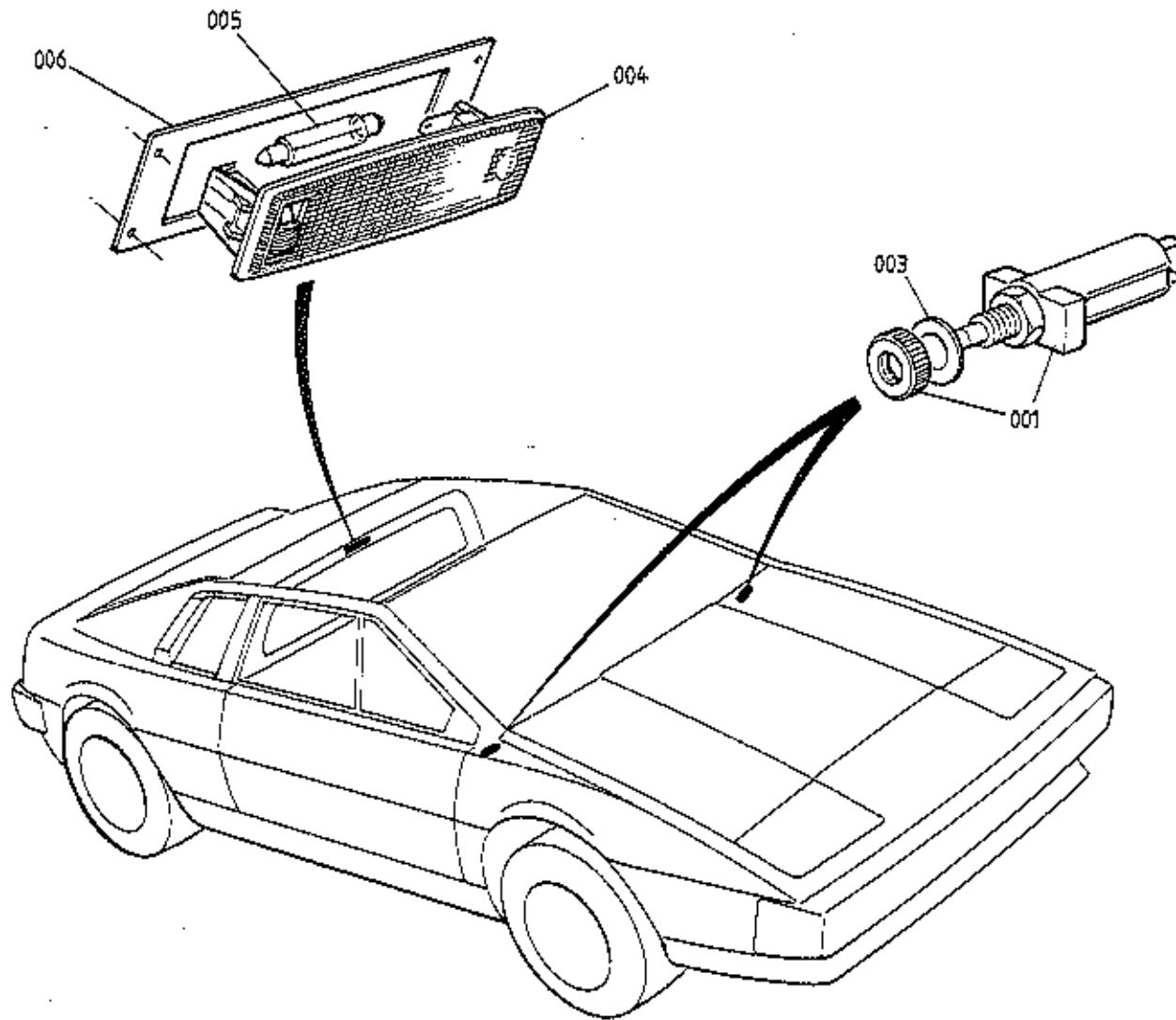
ESPRIT S3
 17.15A

ILLUS. NO.	DESCRIPTION	PART NUMBER	QUANTITY		REMARKS
			ALL		
17.15A					
001	Motor Assembly, Headlamp Pod	B079M6047F	2		R/B A082M4584F
002	Motor Assembly, Headlamp Pod	A082M4584F	2		Inc. Rotary Link
002	Rotary Link	D079M4055K	2		
005	Bracket, Headlamp Motor Mounting	A079U4453K	2		
006	Setscrew, 1/4" UNF x 3/4" Brkt/Body	A075W1005Z	8		
007	Washer, Bracket/Body	A075W4015Z	8		
008	Rawlnut, 1/4" UNF, Bracket/Body	A075W6036Z	8		>Alternatives
008	Rawlnut, M6 x 15, Bracket Body	A082W6285F	8		>
009	Washer, Flat, Rod End	A075W4013Z	8)
	Connecting Link, Pod Actuation	A079U4455F	2)
	Rod End, 1/4" UNF, Connecting Link	A079U6031F	4)R/B Assembly A082U5006F
	Locknut, 1/4" UNF, Rod End	A075W3038Z	4)
012	Linkage Assembly, Pod Actuation	A082U5006F	2		M6 RH/LH Threads
013	Setscrew, M6 x 30, Link to Pod	A075W1032Z	2		
014	Nut, Nyloc, M6, Link Fixing	A907E6285F	4		
015	Bracket, Link to Pod	A079U4454K	4		
016	Setscrew, M6 x 18, Bracket to Pod	A075W1029F	8		
017	Washer, Shakeproof, Bracket to Pod	A075W4046Z	8		
018	Washer, Flat, Bracket to Pod	A075W4015Z	8		
019	Tapping Plate, Bracket to Pod	A079U4517F	2		

Esprit S3 17.15A

MAR 1987

d1p60



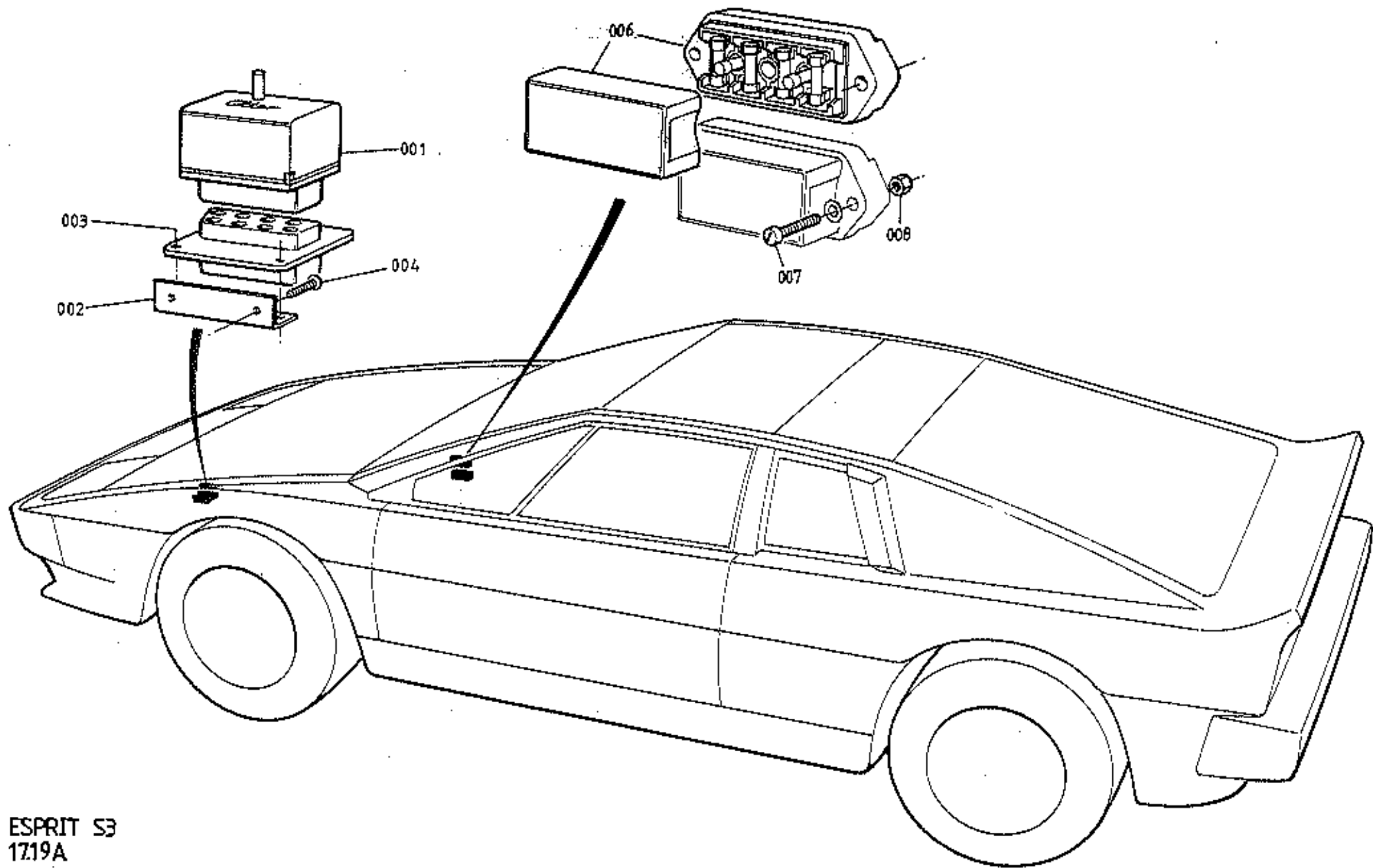
ESPRIT S3
1717A

ILLUS. NO.	DESCRIPTION	PART NUMBER	QUANTITY		REMARKS
			ALL		
17.17A					
001	Door Switch, Courtesy Lamp	A075M6044Z	2		
003	Spacer Washer, Fibre, Switch Adjust	A075W4057Z	A/R		
004	Interior Lamp	A083M6291F	1		
005	Bulb, Festoon, Interior Lamp, 10W	A082M6310F	1		
006	Bracket, Interior Lamp Mounting	B079V4454K	1		

Esprit S3 17.17A

MAR 1987

d1p61



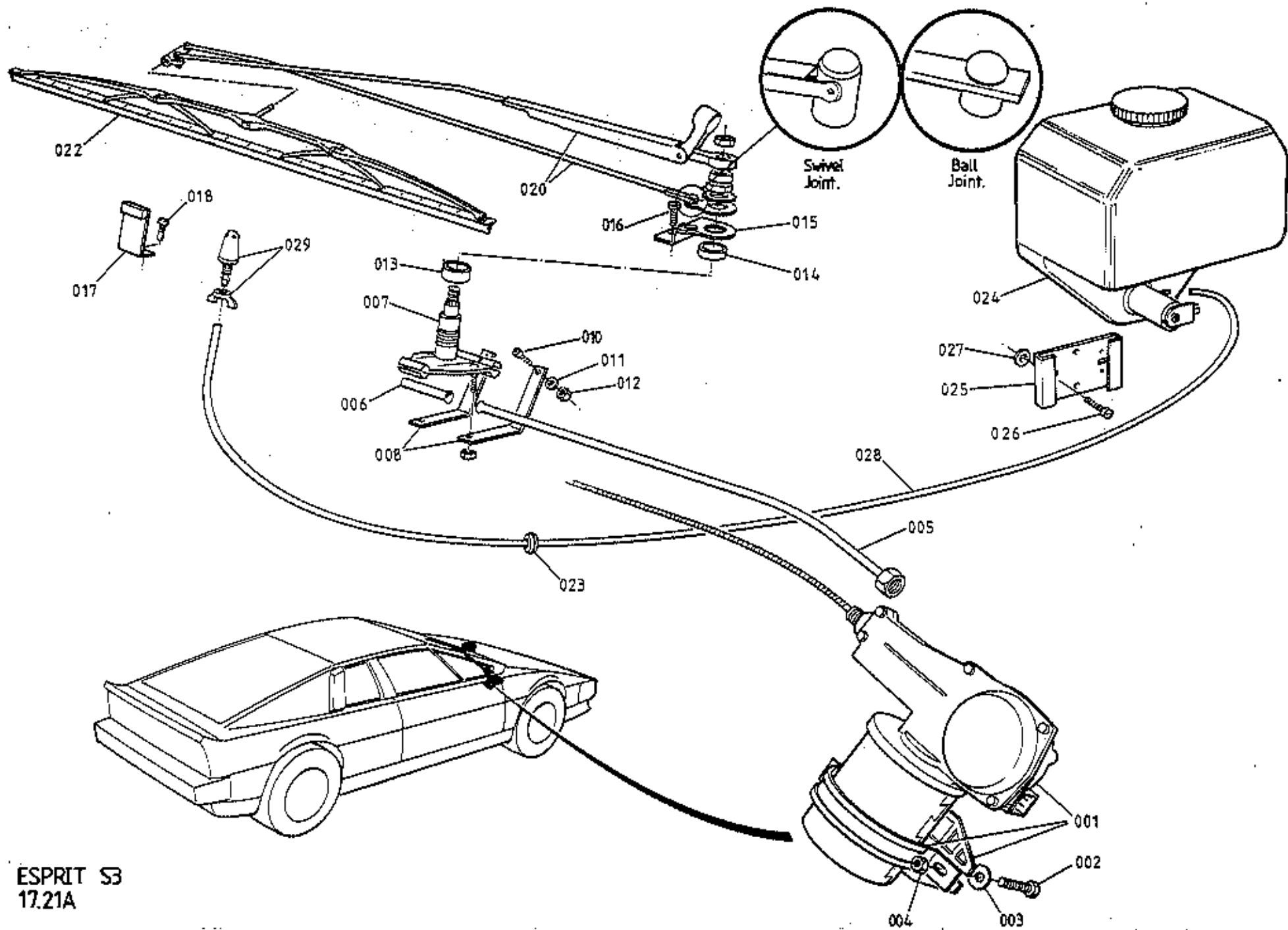
ESPRIT S3
1719A

ILLUS. NO.	DESCRIPTION	PART NUMBER	QUANTITY		REMARKS
			ALL		
17.19A					
001	Thermal Trip, 3-Way, Rad. Fans	A082M6196F	1		Red Spot. R/B B082M6196F Green Spot
	Thermal Trip, 3-Way, Rad. Fans	B082M6196F	1		
002	Mounting Bracket, Thermal Trip	A082M4196F	1		
	Pop Rivet, Trip Connector Mldg/Brkt.	A075W6096F	1		
004	Screw, Mounting Bracket to Body	A075W5012F	2		
006	Fusebox	A079M6037F	2		
007	Screw, 2BA x 1", Fusebox Fixing	A075W5054Z	4		
008	Nut, Nylloc, 2BA, Fusebox Fixing	A075W3001Z	4		

Esprit S3 17.19A

MAR 1987

dlp62



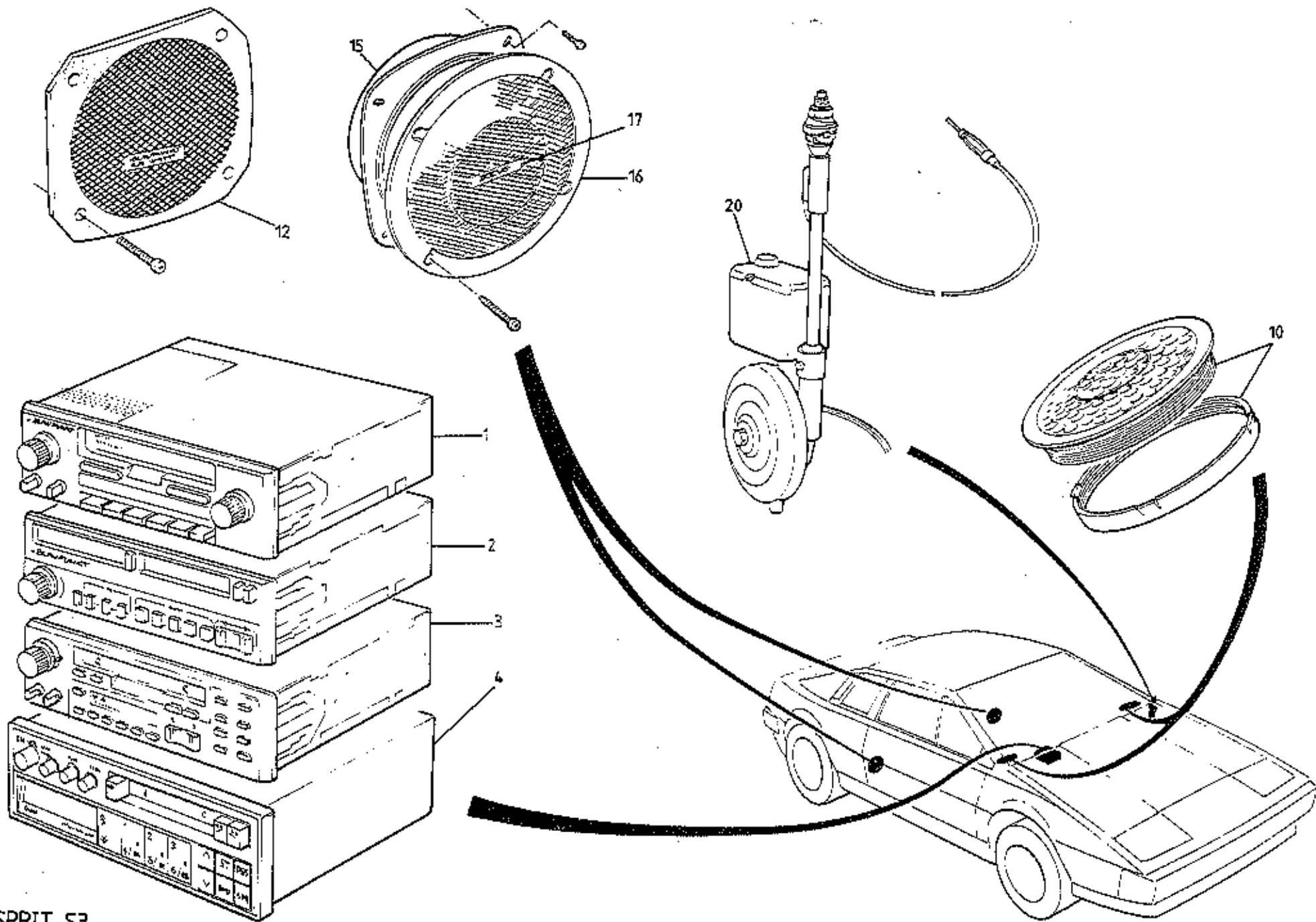
ESPRIT S3
17.21A

ILLUS. NO.	DESCRIPTION	PART NUMBER	QUANTITY		REMARKS
			RHD	LHD	
17.21A					
001	Wiper Motor, 16W	B075M6021F	1	1	R/B A085M6163F
	Wiper Motor, 29W, Inc. Clamp & Pad	A085M6163F	1	1	Bronze Coloured Motor Casing
	Clamp & Pad, Motor Mounting	A079M4022F	1	1	
002	Setscrew, M6 x 30, Clamp to Body	A075W2028Z	2	2	
003	Washer, 25mm O/D, Motor Mtg.	A075W4017Z	2	2	
004	Nut, Nyloc, M6, Motor Mtg.	A075W3009Z	2	2	
005	Bundy Tube, Motor to Wheelbox	A079M4140F	1	1	
006	Bundy Tube, Wheelbox Run-out	X026M0012J	1	1	
	Wheelbox Assembly, Inc. Nuts	A076M0309F	1	1	For 'Push-On' Type Wiper Arm
					R/B B083M6227F With Associated
					Parts
	Bracket, Wheelbox Stabilising	A079M4021K	2	2)
	Setscrew, Bracket to Body	A075W1003F	2	2)
	Washer, Bracket to Body	A075W4000Z	2	2)
	Nut, Torqloc, Bracket to Body	A075W3000Z	2	2)
	Spacer, Wheelbox to Body	A079M4077F	1	1) 'Push-on' Wiper Arm
	Spacer, Locking Plate to Body	A079M4077F	1	1)
	Locking Plate, Pantograph Arm	A079M4015K	1	1)
	Locking Plate, Pantograph Arm	A079M4016K	1	1)
	Screw, Locking Plate to Body	A075W5040Z	1	1)
007	Wheelbox Assembly Inc. Nuts	B083M6227F	1	1	>
008	Bracket, Wheelbox Stabilising	A085U4788K	2	2	>
010	Setscrew, Bracket to Body	A075W1003F	2	2	>
011	Washer, Bracket to Body	A075W4000Z	2	2	>
012	Nut, Torqloc, Bracket to Body	A075W3000Z	2	2	>
013	Spacer, Wheelbox to Body, 13mm	B085U4789F	1	1) Selected by > 'Bolt-on'
	Spacer, Wheelbox to Body, 9mm	A079M4077F	1	1) Body Thickness > Wiper Arm
014	Spacer, Locking Plate to Body, 9mm	A079M4077F	1	1	With p/g swivel joint >
	Spacer, Locking Plate to Body, 6.5mm	A082M4256F ✓	1	1	With p/g ball joint >
015	Locking Plate, Pantograph Arm	A085U4790K	1	1	With p/g swivel joint >
	Locking Plate, Pantograph Arm	B082M4258F ✓	1	1	With p/g ball joint >
	Locking Plate, Pantograph Arm	A085U4791K	1	1	With p/g swivel joint >
	Locking Plate, Pantograph Arm	B082M4257F	1	1	With p/g ball joint >

MAR 1987

dLp63

ILLUS. NO.	DESCRIPTION	PART NUMBER	QUANTITY		REMARKS
			RED	LHD	
17.21A					
016	Screw, Locking Plate to Body	A075W5040Z	1	1	With p/g swivel joint > 'Bolt-On
	Screw, Locking Plate to Body	A075W5040Z	2	2	With p/g ball joint > Wiper Arm
017	Bracket, Downstop	A079M4034K	1	1	
018	Screw, Downstop Fixing	A075W5040Z	2	2	
	Wiper Arm Assembly	A079M4000F	1)
	Wiper Arm Assembly	A079M4033F		1) 'Push-on' Wiper Arm
	Bezel	A079M6085	1	1)
020	Wiper Arm Assembly	A085M4154F	1		>
	Wiper Arm Assembly	A085M4155F		1	> 'Bolt-on' Wiper Arm with Pantograph
	Washer, Wiper Arm Nut	A089M6038F	1	1	> Arm Swivel Joint
	Wiper Arm Assembly	A082M4242	1)
	Wiper Arm Assembly	B082M4243		1) 'Bolt-on' Wiper Arm with Pantograph
	Washer, Wiper Arm Nut	A089M6038F	1	1) Arm Ball joint
022	Wiper Blade	A079M6015F	1	1	
023	Grommet, Washer Tubing	X036B6150Z	1	1	
024	Washer Pump & Reservoir Assembly	A079M6010F	1	1	
025	Mounting Bracket, Washer Reservoir	A075M6069Z	1	1	
026	Screw, Washer Brkt. to Body	A075W5014F	3	3	
027	Washer, Washer Brkt. to Body	A050W4014Z	3	3	
028	Washer Tubing, 4mm	A050M6164V	A/R	A/R	
029	Twin Jet, Windscreen Washer	A082M6176F	1	1	



ESPRIT S3
17.27A

ILLUS. NO.	DESCRIPTION	PART NUMBER	QUANTITY		REMARKS
			ALL		
17.27A					
1	Radio/Cassette Unit	A082M6166F	1		National Panasonic 973
2	Radio/Cassette Unit	A084M6035F	1		National Panasonic 583
3	Radio/Cassette Unit	A089M6027F	1		Motorola 'Lotus'
4	Radio/Cassette Unit	A089M6051F	1		Sparkomatic SR309F
	Radio/Cassette Unit	A089M6328F	1		Blaupunkt Cambridge
	Radio/Cassette Unit	A089M6329F	1		Blaupunkt Boston
	Radio/Cassette Unit	A082M6266F	1		Blaupunkt Toronto
	Radio/Cassette Unit	A089M6082F	1		Clarion '950'
	Radio/Cassette Unit	A089M6119F	1		Clarion '920'
	Fitting Kit, Blaupunkt Units	A082M6267F	1		R/B A082M6309F
	Fitting Kit, Blaupunkt Units	A082M6309F	1		
	Diode, 1 Amp, Radio Harness	B075M6141F	2) National Panasonic Unit
	Support Bracket, Radio to Tunnel	A079P4083K	1)
	Speaker, 4 ohm, Front/Rear	A082M6167F	2/4		Audax. No Grilles on Fascia
	Grille, Speaker, Rear Bulkhead	A082M6160F	2		With Audax Speakers
	Spacer, Speaker	A082M4115F	2/4		" " "
	Screw, M4 x 20, Front Speaker Fix	A079W5083F	6		" " "
	Nut, M4, Front Speaker Fix	A075W3019F	6		" " "
	Washer, Front Speaker Fix	A075W4011F	6		" " "
	Screw, Rear Speaker Fix	A075W5013F	8		" " "
	Speaker Cable, Rear, Short	B082M4118F	1		" " "
	Speaker Cable, Rear, Long	B082M4119F	1		" " "
	Speaker Cable, Front	A082M4580F	2		" " "
	Speaker, Oval, Door Mounted	A079M6017F	2		
	Harness, Door Speakers	A079M4101F	1		
	Speaker, Fascia, 10W	A082M6230F	2		Inc. Fascia Grille
	Speaker Cable, Front	B082M4580F	1		
10	Speaker, Fascia, 'Quickfit' 15W	A089M6327	1 pr)Blaupunkt
	Loon, Front Speakers	A082M4588	1)
	Loon, Front Speakers	A082M4641K	1		Clarion

MAR 1987

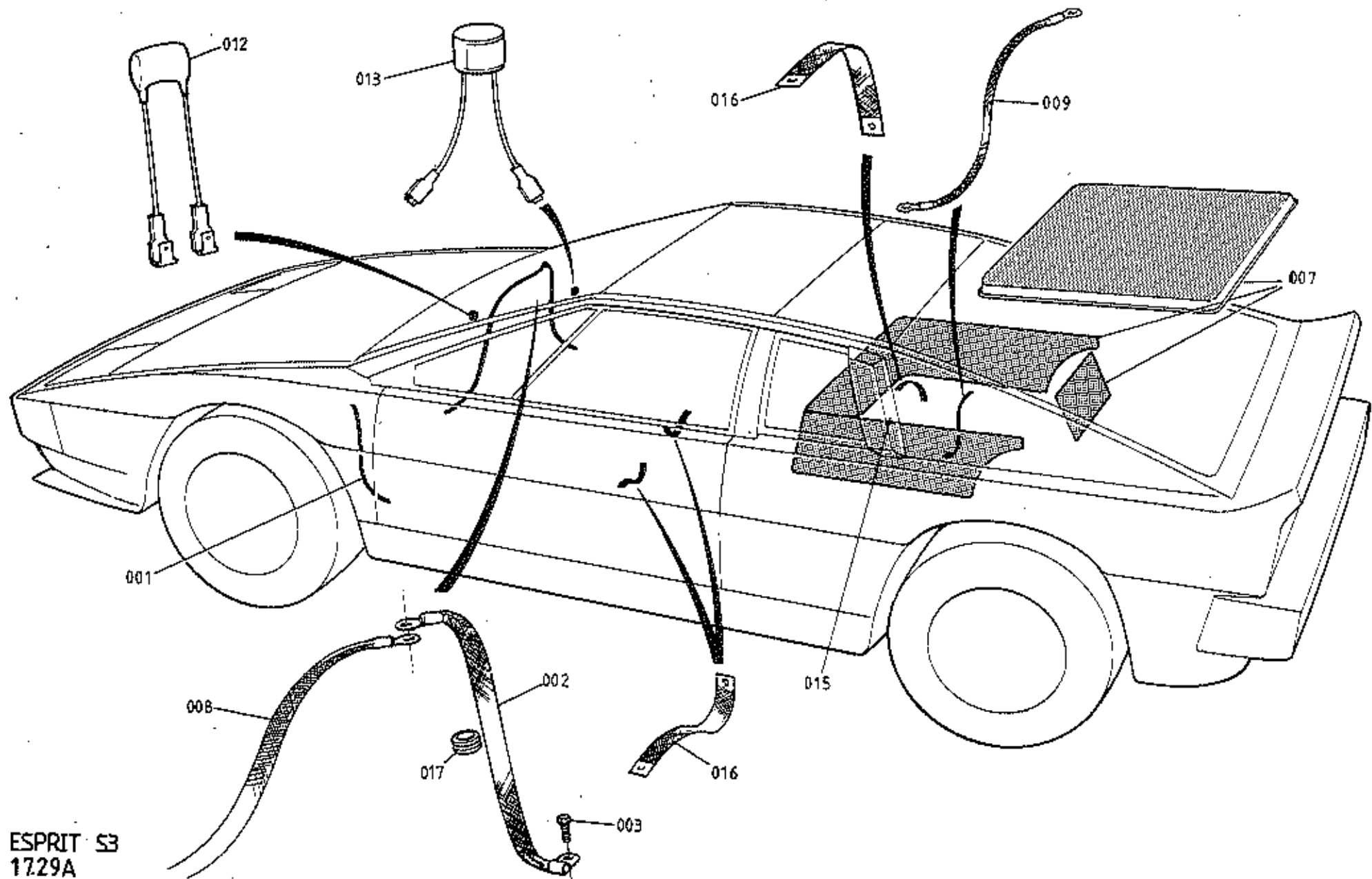
dlp65

ILLUS. NO.	DESCRIPTION	PART NUMBER	QUANTITY		REMARKS
			ALL		
17.27A					
12	Speaker, Rear, 25W/30W	A082M6231F	1	pr	Blaupunkt
	Cable, Short, Rear Speaker	C082M4118F	1)
	Cable, Long, Rear Speaker	C082M4119F	1) Routed Along Sill
	Loon, Rear Speakers	A082M4589K	1		Routed Along Tunnel
15	Speaker, Rear	A089M6079F	2		>
16	Grille, Rear Speaker, with Badge	A089M6080F	2		>Clarion
17	Badge, 'Lotus', Rear Speaker Grille	A089UL725H	2		>
	Cable Assembly, Rear Speakers	A082M4640K	1		>
	Aerial, Electric, External Fit	A082M6149F	1		Nat. Panasonic, Motorola, Sparkomatic
	Relay, Electric Aerial	A083M5321F	1		For A082M6149F
20	Aerial, Electric, Internal Fit	A082M6271F	1		(See S/B 1984/19)
	Jump Harness, Aerial	A082M4145C	1) With Nat. Panasonic Radio
	Jump Harness, Ignition Feed	A082M4141C	1)
	Jump Harness, Aerial/Radio	B082M4142C	1)
	Harness, Radio Feed	A082M4577F	1		Motorola, Sparkomatic, Blaupunkt

Esprit S3 17.27A
Page 2

MAR 1987

d1p66

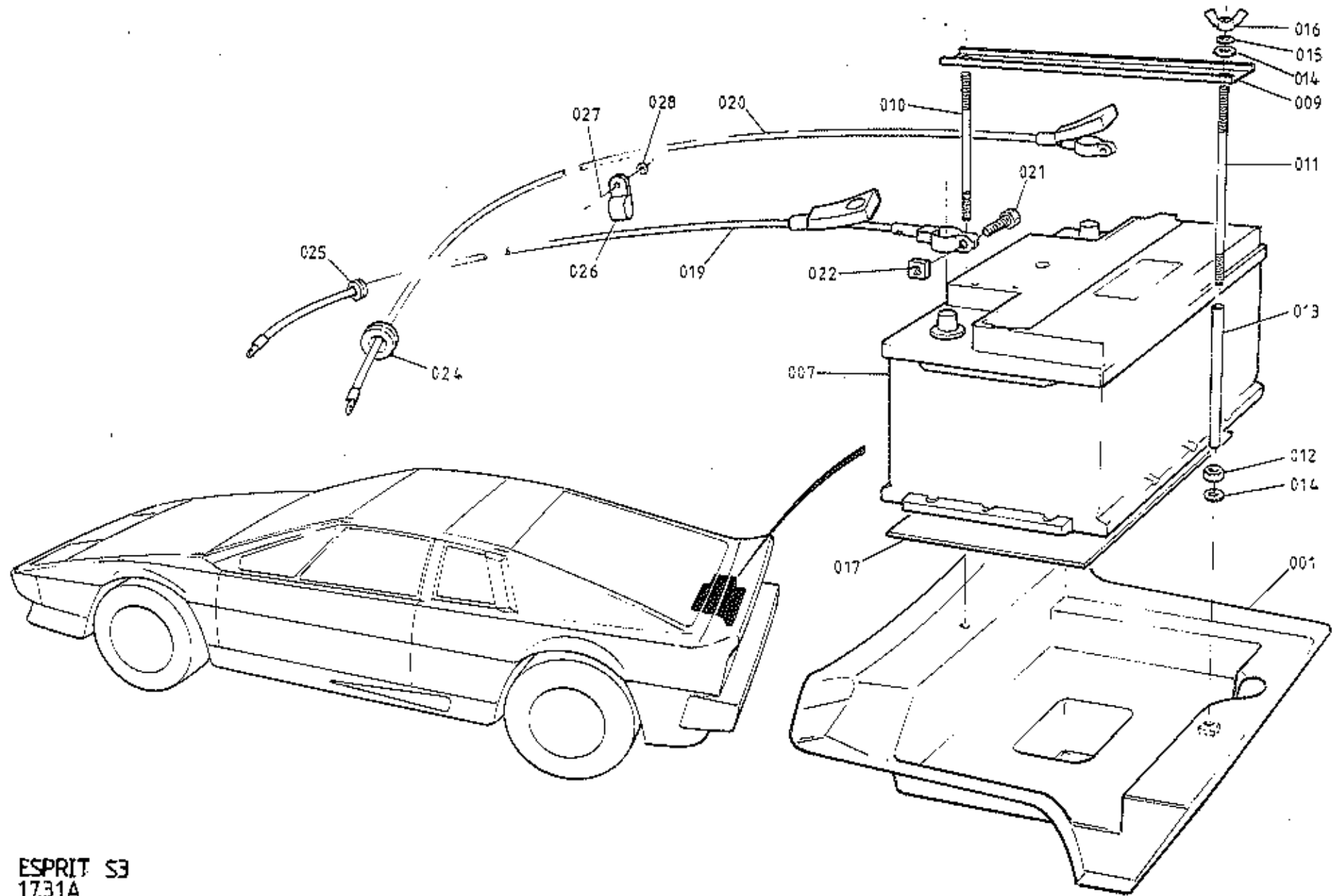


ESPRIT S3
 1729A

ILLUS. NO.	DESCRIPTION	PART NUMBER	QUANTITY		REMARKS
			ALL		
17.29A					
001	Earth Bond, LE Door to Scuttle Beam	B082M4171F	1		
002	Earth Bond, RE Door to Scuttle Beam	B082M4172F	1		
003	Setscrew, M6 x 20, Bond to Door Beam	A075W1030Z	2		
007	Foil, Screening	AC65M6008V	5m		
008	Earth Bond, Chassis to Bulkhead	A082M4175F	1		
009	Earth Braid, Engine to Chassis	A082W4210F	1		
	Capacitor, 2mf Ignition Coil	A075M6096F	1		
	Capacitor, 1mf, Fuel Pump	A075M6097F	1		
012	Capacitor, 1mf, Stop Switch	A074M6008Z	1		
013	Capacitor, 1mf, Voltage Stabilizer	A075M6100Z	1		
	Choke, Voltage Stabilizer	X050M6107Z	1		
015	Earth Lead, Timing Belt Tensioner	A082M4209F	1		
016	Earth Bond, Seat & Tanks to Chassis	A079M4049Z	4		
	Earth Bond, Electric Aerial	A079M4091F	1		
017	Grommet, Door/Scuttle Braid	A075L6025F	2		

Esprit S3 17.29A

MAR 1987



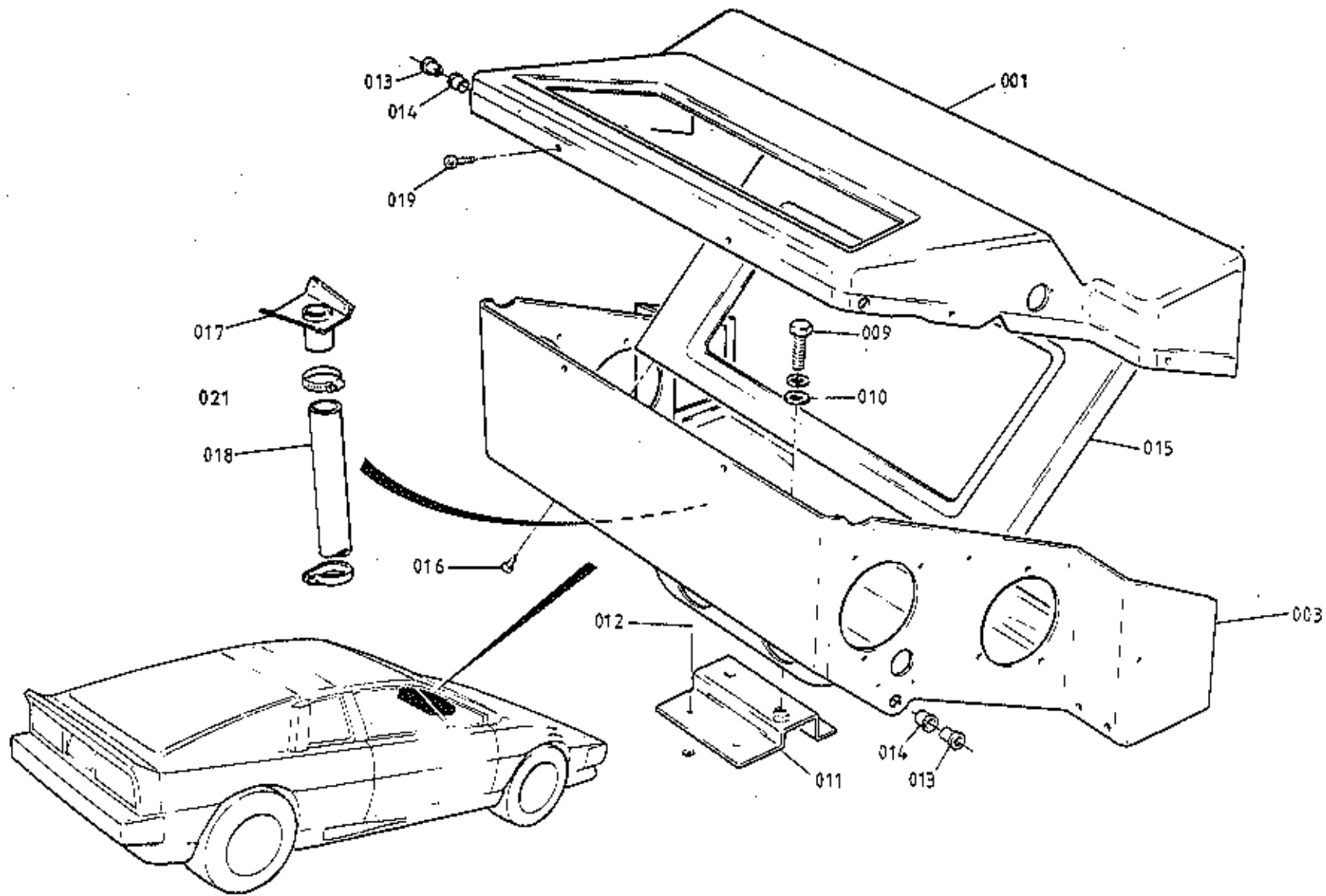
ESPRIT S3
17.31A

ILLUS. NO.	DESCRIPTION	PART NUMBER	QUANTITY		REMARKS
			ALL		
17.31A					
001	Tray, Battery Carrier	A085B4359K	1		
	Battery, Chloride Type 362	A076M6004F	1		R/B A082M6214F
	Battery, Chloride Type 385	A082M6214F	1		
007	Battery, Tungstone, Type 065 'Maintenance Free'	A082M6169F	1		
	Battery, Tungstone, Type 088 'Low Maintenance'	A082M6284F	1		
	Clamp Plate, Battery Retention	A082U4697K	1		For Type 065)
	Clamp Plate, Battery Retention	A085U5115	1		For Type 088)
	Bolt, M8 x 35, Battery Retention	A075W2038Z	1) For Bolt Fixing
	Bolt, M8 x 100, Battery Retention	A075W2049Z	1)
	Washer, Flat, Battery Retention	A075W4020Z	2)
009	Clamp Plate, Battery Retention	A079U4471K	1		>
010	Stud, Short, Battery Retention	A085M4166F	1		>
011	Stud, Long, Battery Retention	A085M4167F	1		>
012	Nut, M6, Stud Retention	A075W3020Z	2		> For Stud Fixing
013	Sleeving, Battery Stud	A085M6172V	270mm		>
014	Washer, Flat, Battery Stud	A075W4013Z	4		>
015	Washer, Spring, Battery Stud	A075W4035Z	4		>
016	Wing Nut, M6, Battery Retention	A075W3033Z	2		>
017	Pad, Battery	A085M4168F	1		
	Battery Cable, Positive	A082M4107F	1		With Exide/Chloride Battery
019	Battery Cable, Positive	A082M4157F	1		With Tungstone Battery
	Battery Cable, Negative	A082M4108F	1		With Exide/Chloride Battery
020	Battery Cable, Negative	A082M4158F	1		With Tungstone Battery
021	Bolt, 5/16" BSW, Battery Terminal	A082M6201F	2		
022	Nut, 5/16" BSW, Battery Terminal	A082M6202F	2		
024	Grommet, Battery Cable/Harness	A075P6021F	3		
025	Grommet, Pos. Cable	A079U6033F	1		With Exide/Chloride Battery
	Grommet, Pos. Cable	XD36J6026F	1		With Tungstone Battery
026	'P' Clip, Battery Lead Securing	A075W6200Z	1		
027	Pop Rivet 'P' Clip	A075W6092Z	1		
028	Washer, Pop Rivet	A075W4001Z	1		

Esprit S3 17.31A

MAR 1987

dlp68

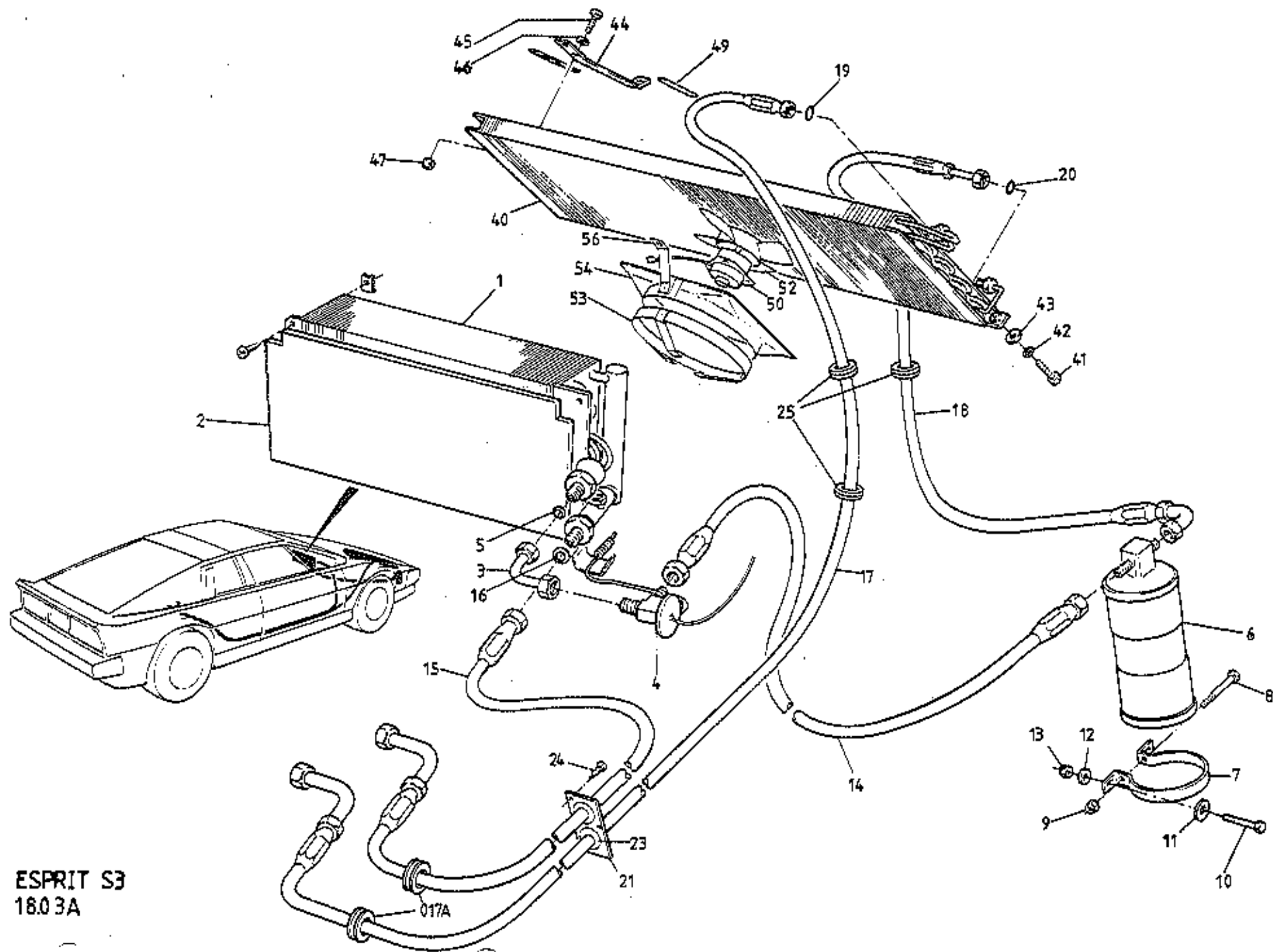


ESPRIT S3
1801A

ILLUS. NO.	DESCRIPTION	PART NUMBER	QUANTITY		REMARKS
			RHD	LHD	
18.01A	Heater Assembly	A085P4228K	1		Lever Controls)
	" "	A082P4168K	1		Rotary Controls) Inc. heater matrix
	" "	A085P4227K		1	Lever Controls) Evaporator (A/C only)
	" "	A082P4167K		1	Rotary Controls) Vac. Valves , control
	Heater/Air Conditioning Assembly	A085P4230K	1		Lever Controls) Cables, Rotary/lever
	" " " "	A082P4206K	1		Rotary Controls) Controls
	" " " "	A085P4229K		1	Lever Controls)
	" " " "	A082P4205K		1	Rotary Controls)
					Rotary controls introduced at VIN 85D2153 85 A/E/G/E/S 0614
001	Case, Upper	A079P4154K	1		Heater Only
	Case, Upper	A079P4136K	1		Air Conditioning
	Case, Upper	A079P4155K		1	Heater Only
	Case, Upper	B079P4108K		1	Air Conditioning
003	Case, Lower	A079P4156K	1		Heater Only
	Case, Lower	A079P4137J	1		Air Conditioning
	Case, Lower	A079P4157K		1	Heater Only
	Case, Lower	A079P4109K		1	Air Conditioning
009	Setscrew, M6 x 12, Case to Mtg. Brkt.	A075W1027Z	2	2	
010	Washer, Flat, Case to Mtg. Brkt.	A075W4013Z	2	2	
011	Mounting Bracket, Case to Tunnel	A079P4096K	1	1	
012	Pop Rivet, Mtg. Brkt. to Tunnel	A075W6091Z	2	2	
013	Bush, Flap Pivot, Inner	A089P0268F	4	4	
014	Bush, Flap Pivot, Outer	A075P6064F	4	4	
015	Closing Panel	A079P4112K	1	1	
016	Screw, Closing Panel to Case	A075W5032Z	2	2	
017	Drain Adaptor, Main Case	A079P4106K	1	1	
018	Drain Tube, 5/8" PVC	A075U6083V	0.4m	0.4m	
019	Screw, Upper/Lower Case Fix	A075W5032Z	9	9	
021	Hose Clip, 16-25mm, Drain Tube	A079K6018F	1		

Esprit S3 18.01A

ESPRIT S3
1803A

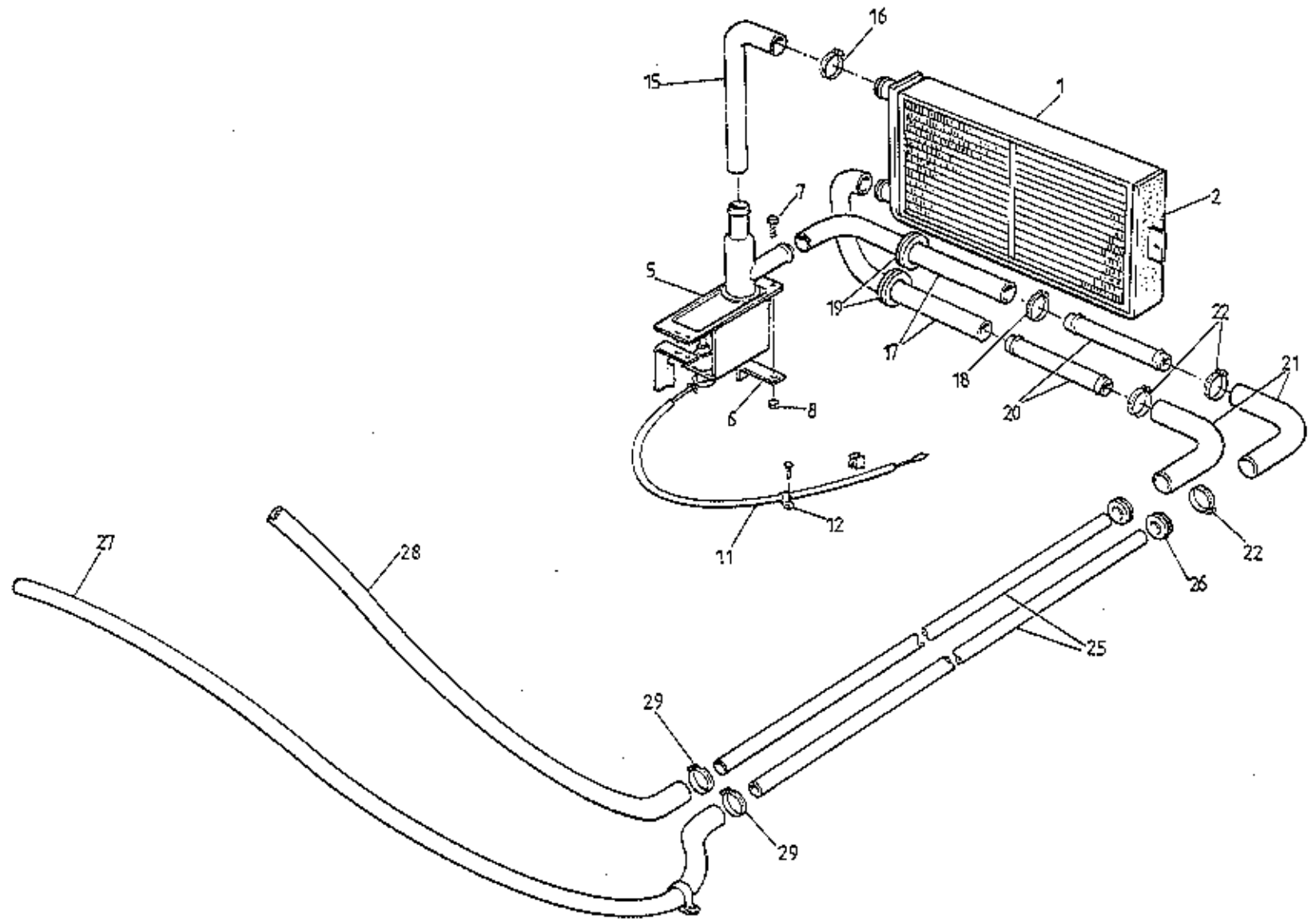


ILLUS. NO.	DESCRIPTION	PART NUMBER	QUANTITY		REMARKS
			RHD	LHD	
18.03A					
001	Evaporator	A079P4139F	1		
002	Evaporator	A079P4080		1	
003	Foam, Open Mesh	A075P0206F	1	1	
004	Elbow Adaptor	A079P6017F		1	
005	Expansion Valve	A079P6012F	1	1	
006	Flare Gasket, 10.4 mm	A082P4241F	1	2	Exp. Valve/Elbow/Evaporator
007	Receiver Drier	A079P6011F	1	1	
	Bracket, Receiver Drier	A075P0089F	1	1	R/B A089P0278F
	Bracket, Receiver Drier	A089P0278F	1	1	
008	Bolt, M6 x 50, Bracket Clamping	A075W2032Z	1	1	Used with brkt. A075P0089F
	Bolt, M6 x 30, Bracket Clamping	A075W2028Z	1	1	Used with brkt. A089P0278F
009	Nut, Nyloc, M6, Brkt. Clamping	A075W3009Z	1	1	
010	Setscrew, M6 x 20, Brkt. to Body	A075W1030Z	2	2	
011	Washer, Flat, Brkt. to Body	A075W4015Z	2	2	
012	Washer, 25mm O/D, Brkt. to Body	A075W4017Z	2	2	
013	Nut, Nyloc, M6, Brkt. to Body	A075W3009Z	2	2	
	Hose, Receiver/Drier to Exp. Valve	A079P4135F	1		
014	Hose, Receiver/Drier to Exp. Valve	A079P4077F		1	
	Hose, Evaporator to Compressor	A079P4134F	1		
015	Hose, Evaporator to Compressor	A079P4078F		1	
016	Flare Gasket, Hose to Evaporator	A082P4242F	1	1	15.7mm
	Hose, Compressor to Condensor	A079P4133F	1		Prior VIN *
	Hose, Compressor to Condensor	A082P4232F	1		From VIN *
017	Hose, Compressor to Condensor	A079P4079F		1	Prior VIN *
	Hose, Compressor to Condensor	A082P4234F		1	From VIN *
017A	Grammet, fridge hose/engine bay (black)	A075P6021Z	2	2) as fitted
	Grammet, fridge hose/engine bay (grey)	A082P6045F	2	2)
018	Hose, Condensor to Receiver/Drier	A079P4076F	1	1	Prior VIN *
	Hose, Condensor to Receiver/Drier	A082P4170F	1	1	From VIN *
019	'O' Ring, 1/2", Condensor Inlet	A075P6084F	1	1	
020	'O' Ring, 3/8", Condensor Outlet	A075P6083F	1	1	* VIN 85 D 2427
021	Plate, Grammet	B079P4084K	1	1	85 - 0724
023	Grammet, Fridge Hoses, Bulkhead	A046K6001Z	2	2	
024	Screw, Grammet Plate Fixing	A075W5015F	4	4	

MAR 1987
dlp70

ILLUS. NO.	DESCRIPTION	PART NUMBER	QUANTITY		REMARKS
			RED	LHD	
18.03A					
025	Grommet, Fridge Hoses	A075P602LK	4	5	
	Condenser	A079P4073F	1	1	Prior VIN *
040	Condensor	C082P4160F	1	1	From VIN *
	Foam Strip, Condenser to Radiator	A075B6015V	0.5m	0.5m	
041	Setscrew, M8 x 20, Condenser to Duct/Body	A075WL038Z	4/2	4/2)
042	Washer, Shakeproof, Condenser to Duct/Body	A075W4048Z	4/2	4/2)Qty. 2 from VIN *
043	Washer, 25mm O/D, Cond. to Duct/Body	A075W4021Z	4/2	4/2)
044	Bracket, Condenser Support	A082P4163Z	2	2	>
045	Setscrew, M6 x 16, Brkt. to Condenser	A075WL028Z	4	4	>
046	Washer, Flat, Brkt. to Condenser	A075W4013Z	4	4	> From VIN *
047	Nut, Nyloc, M6, Brkt. to Condenser	A075W3009Z	4	4	>
049	Neoprene Strip, Anti-Chafe	B075U6054V	640mm	320mm	>
	Tape, Non Drip, Evaporator Connections	A075P6086V	A/R	A/R	
050	Motor, Condenser Fan	A079K6010F	1	1	
052	Fan, Condenser Cooling	A079K6009F	1	1	
	Clip, Fan to Motor Shaft	A079K6011F	1	1	
	Setscrew, M5 x 12, Motor to Shroud	A075WL021Z	3	3	
	Nut, Nyloc, M5, Motor to Shroud	A075W3008Z	3	3	
	Washer, Motor to Shroud	A075W4000Z	3	3	Prior to VIN *
053	Fan Shroud & Motor Mounting	B079K4084F	1	1	
054	Cowling, Condenser Fan	A079K4127K	1	1	
	Pop Rivet, Fan Shroud to Cowling	A075W6091Z	6	6	
	Washer, Pop Rivet	A075W4001Z	6	6	
056	Bracket, Condenser Fan Cowl Support	A079K4091F	1	1	
	Pop Rivet, Bracket to Fan Cowl	A075W6091Z	2	2	* VIN 85 D 2427
	Setscrew, M6 x 30, Fan Assy. Fix	A075WL032Z	3	3	85 - 0724
	Washer, Large O/D, Fan Assy. Fix	A075W4017Z	3	3	
	Washer, Flat, Fan Assy. Fix	A075W4015Z	3	3	
	Nut, Nyloc, M6, Fan Assy. Fix	A075W3009Z	3	3	

Esprit S3 18.03A
Page 2



ESPRIT S3
1805A

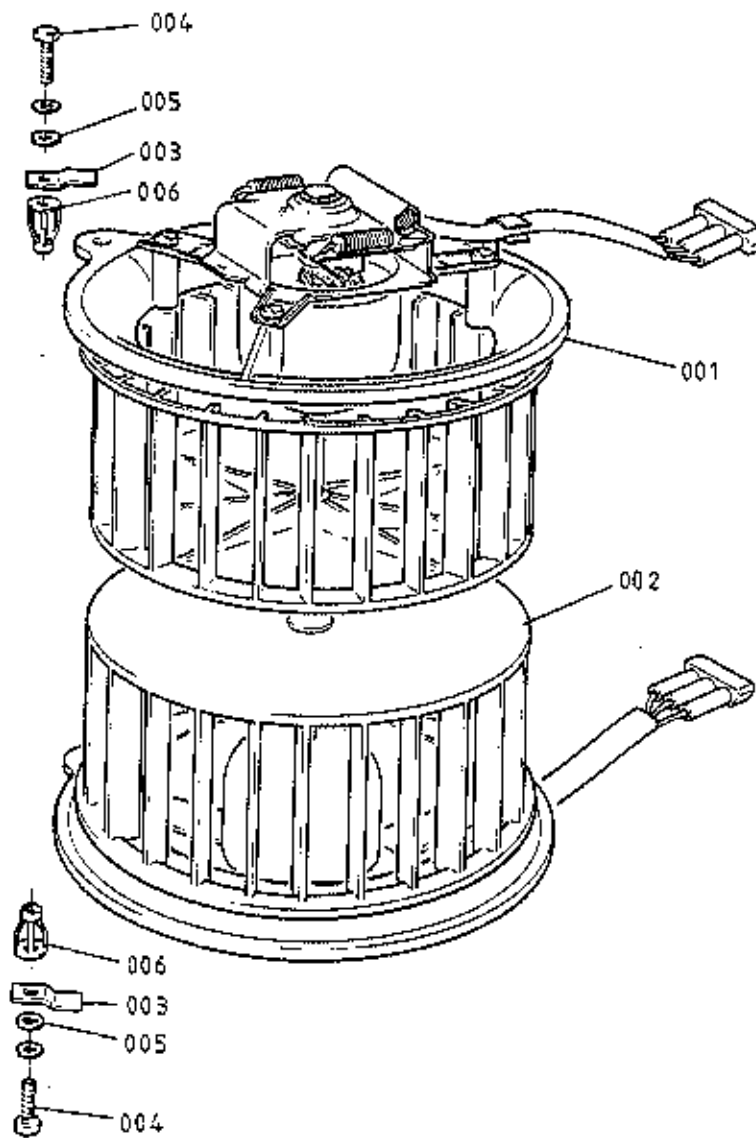
ILLUS. NO.	DESCRIPTION	PART NUMBER	QUANTITY		REMARKS
			ALL		
18.05A					
1	Heater Matrix	A075P6055Z	1		
2	Foam, Heater Matrix to Case	A075P0194K	2		
5	Water Valve	A075P6060F	1		
6	Bracket, Water Valve Mounting, RHD	A079P4144K	1		
	Bracket, Water Valve Mounting, LHD	A079P4104K	1		
7	Setscrew, Erkt. to Water Valve	A075W1000Z	1		
8	Nut, Brkt. to Water Valve	A075W3000Z	1		
	Bracket, Cable Abutment	A079P4105K	1)
	Clip, Cable Abutment	A075W6117F	1) Prior to spot welded abutment brkt.
	Setscrew, Abutment Brkt. to Valve	A075W1000Z	2)
	Nut, Abutment Brkt. to Valve	A075W3000Z	2)
	Clamp, Cable to Water Valve	A082P4244F	1)
	Hose, Capillary Line Protection	A050M6165Z	250mm		Used with spot welded abutment brkt.
11	Clip, Capillary Line	A075W6223F	2		
12	Hose, Water Valve to Matrix	A079P4142F	1		
15	Hose Clip	A079K6018K	2		
16	Hose, Valve Inlet/Matrix Outlet	A079P4056F	2		
17	Hose Clip	A079K6018K	4		
18	Grommet, Hose through Body	A075P6021Z	2		
19	Connector Pipe, Heater Hose	B075K0111F	2		
20	Elbow Hose, Heater Pipe Front	A075P0189F	2		
21	Hose Clip, Elbow Hose	A079K6018K	4		
22	Pipe, Heater Water, through Chassis	A082P4200F	2		
25	Grommet, Pipe/Chassis	A079K6004F	4		
26	Hose, Cylinder Head to Heater Feed Pipe	A079K4028F	1		
27	Hose, Heater Return Pipe to Water Pump	A085P4226K	1		
28	Hose Clip, Heater Hoses	A079K6018K	4		
29					

Esprit S3 18.05A

MAR 1987

dlp72

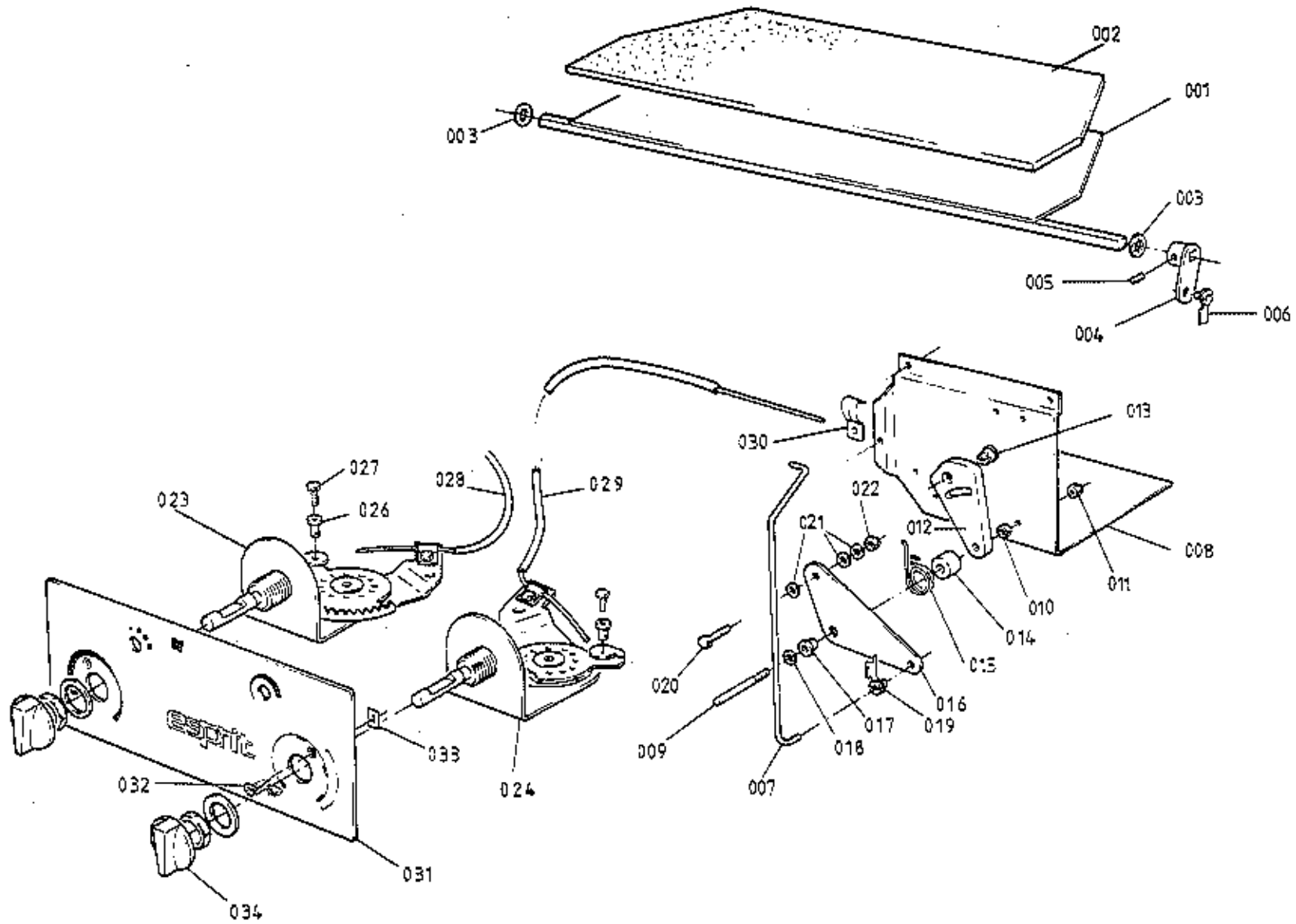
ESPRIT S3
18.07A



ILLUS. NO.	DESCRIPTION	PART NUMBER	QUANTITY		REMARKS
			ALL		
18.07A					
001	Blower Motor & Fan Assembly, Top	A075P6056F	1		CCW Rotation Viewed Motor End CW Rotation Viewed Motor End
002	Blower Motor & Fan Assembly, Bottom	A075P6058F	1		
003	Clamp, Motor to Housing	A079P4091K	6		
004	Setscrew, M5 x 20, Motor Clamp	A075W1025Z	6		
005	Washer, Motor Clamp Screw	A075W4011Z	6		
006	Jacknut, M5, Motor Clamp Screw	A076W3043F	6		

MAR 1987
dlp73

Esprit S3 18.07A



ESPRIT S3
 1809A

ILLUS. NO.	DESCRIPTION	PART NUMBER	QUANTITY		REMARKS
			RHD	LHD	
18.09A					
001	Flap, Defrost/Footwell	E079P4017F	1		
	Flap, Defrost/Footwell	A079P4175F		1	
002	Foam, Defrost/Footwell Flap	E036B6197V	*	*	300 x 100mm
003	Clip, Flap Shaft Ends	A075W6173F	2	2	
004	Lever, Defrost/Footwell Flap Shaft	A079P4101F	1	1	
005	Grubscrew, Lever to Shaft	A075W7023Z	1	1	
006	Clip, Rod to Lever	A075U6033F	1	1	
007	Rod, Defrost/Footwell Flap Operating	C079P4143F	1	1	
008	Control Plate	C082P4188	1		
	Control Plate	C082P4185		1	
009	Stud, 10 UNF, Cam/Lever Pivot	A075P0225F	1	1	
010	Nut, Plain 10 UNF, Pivot Stud	A075W3013Z	1	1	
011	Nut, Nyloc, 10 UNF, Pivot Stud	A075W3000Z	1	1	
012	Cam, Vacuum Valve Operating	A075P0173F	1	1	
013	Trunnion, Cable to Cam	A075W6121F	1	1	
014	Spacer, Lever to Cam	A075P0229F	1	1	
015	Spring, cam Return	B075P0176F	1		
	Spring Cam Return	A079P4103F		1	
016	Lever, Bell Crank, Defrost Flap	A082P4184K	1	1	
017	Bush, Lever Pivot	A075P0162F	1	1	
018	Clip, Lever Pivot	A075W6173F	1	1	
019	Clip, Lever to Flap Rod	A075U6033F	1	1	
020	Setscrew, 10 UNF x 3/8", Cam Operating	A075W1000Z	1	1	
021	Washer, Cam Setscrew	A075W4011Z	3	3	
022	Nut, Nyloc, 10 UNF, Cam Setscrew	A075W3000Z	1	1	
	Control Lever Assy.	A050P0049Z	1	1)
	Knob, Control Lever	X050B6078F	2	2)
	Screw, Knob Retaining	X050B6043F	2	2)Prior to VIN 85 D 2153
	Seal, Heater Controls	A079U4306F	1	1) 85 - 0609
	Cable, Water Valve & Distributor Control	A079P4145F	2	2)
	Trunnion, Control Cable	A074K6001F	3	3)
	Screw, Trunnion	A074K6002F	3	3)

Esprit S3 18.09A
Page 1


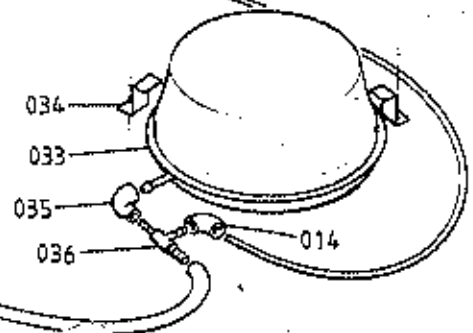
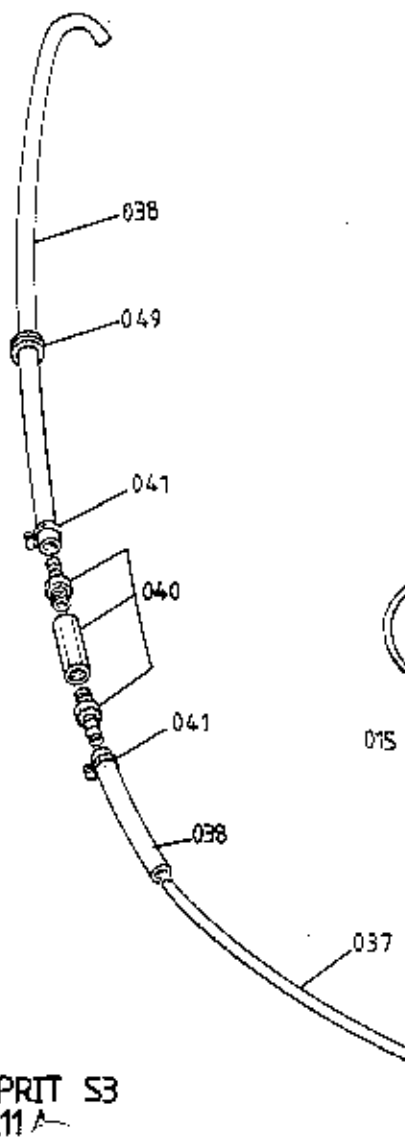
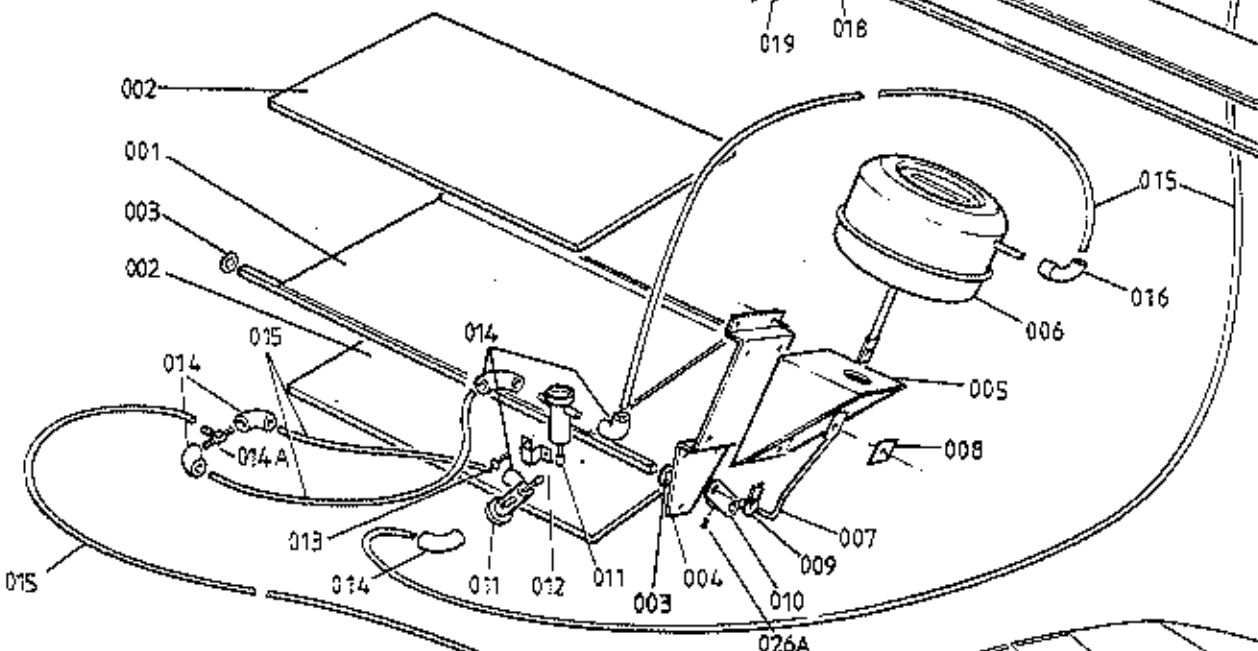
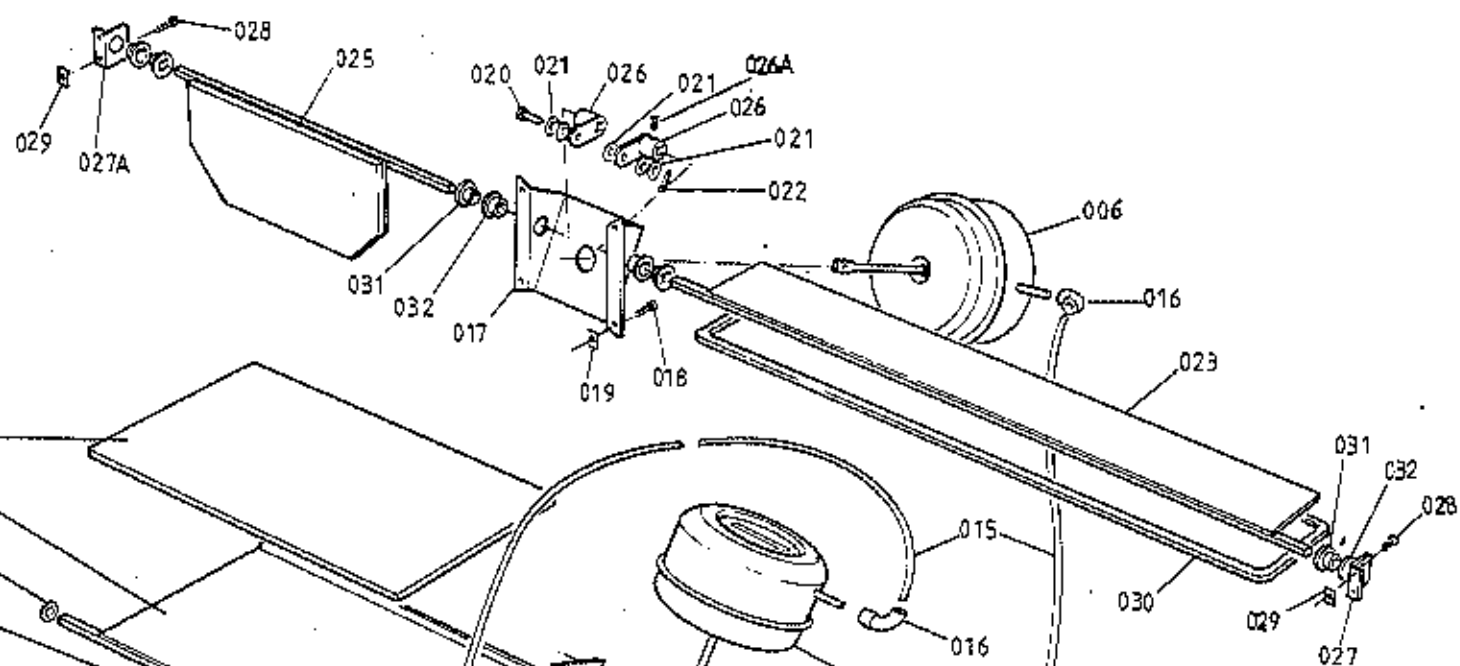
MAR 1987
dlp74

ILLUS. NO.	DESCRIPTION	PART NUMBER	QUANTITY		REMARKS
			RHD	LHD	
18.09A					
023	Rotary Control, Temperature	B082P4195J	1	1	>
024	Rotary Control, Air Distribution	B082P4196Z	1	1	>
026	Nipple/Trunnion, Rotary Control	A074K6001	2	2	> From VIN 85 D 2153
027	Screw, Cable to Control	B074K6002F	2	2	> 85 - 0609
028	Control Cable, Water Valve	A082P4189F	1	1	>
029	Control Cable, Air Distribution	A082P4190F	1	1	>
030	Clamp, Cable to Control Plate	A082P4244F	1	1	>
031	Graphic Control Panel, with A/C	A085P4249F	1	1	>
	Graphic Control Panel, heater only	A085P4250F	1	1	>
032	Screw, No.6 x 1/2" s/t, Panel Fix	A075W5020Z	2/4	2/4	>
033	Spire Nut, Panel Fix	A075W5014Z	2/4	2/4	>
034	Knob, Rotary Controls	A082P6023F	2	2	>

MAR 1987

dlp75

Esprit S3 18.09A
Page 2



ESPRIT S3
18.11 A

ILLUS. NO.	DESCRIPTION	PART NUMBER	QUANTITY		REMARKS
			RHD	LHD	
18.11A					
001	Flap, Mode	A079P4176F	1		
002	Flap, Mode	B079P4014F		1	
003	Foam, Mode Flap	A079P4161K	2	2	
004	Clip, Flap Shaft Ends	A075W6173F	2	2	
005	Mounting Plate, Actuator Brkt. Pop Rivet, Mtg. Plate to Case	B079P4093F	1	1	
006	Bracket, Vacuum Actuator Mtg. Pop Rivet, Brkt to Plate	A075W6071Z	5	5	
007	Vacuum Actuator, Mode/Fresh Air Flap	A075P0170F	1	1	
008	Rod, Actuator to Mode Flap	A075W6071Z	4	4	
009	Locking Tab, Actuator to Rod	A075P6059F	2	2	
010	Clip, Rod to Mode Flap Lever	A075P0234F	1	1	
011	Lever, Flap Operating	A079P4149K	1	1	
012	Vacuum Switch, Mode/Fresh Air Flaps	A075U6033F	1	1	
013	Bracket, Vac. Switch Securing	A079P4102F	1	1	
014	Screw, No. 6 x 1/4", Brkt. to Plate	A075P6062F	2	2	
014A	Elbow Connector	A075P0172F	2	2	
015	'T' Piece, Vacuum Pipes	A075W5010Z	4	4	
016	Vacuum Pipe	A075P6079F	7	7	
017	Elbow Connector, Unequal Bore	A075P6081F	1	1	
018	Bracket, Vac. Actuator to Bulkhead	A075P6068V	6m	6m	
019	Screw, No. 6 x 3/4", Brkt. to Bulkhead	A075P6069F	2	2	
020	Spire Nut, Brkt. to Bulkhead	A079P4097K	1	1	
021	Clevis Pin, Actuator to Flaps	A075W5028Z	4	4	
022	Washer, Clevis	A075W6013Z	4	4	
023	Split Pin, Clevis Retention	A075W6027Z	1	1	
025	Flap, Fresh Air Intake	A075W4001Z	4	4	
026	Flap, Air Re-Circulation	A075W6005Z	1	1	
027	Lever, Fresh Air/Re-Circ. Flap	A079P4099F	1	1	
027A	Grub Screw, Lever to Flap Shaft	A079P4138F	1	1	With Air Conditioning
	Bracket, Fresh Air/Re-Circ. Flap Support, RH	A079P4098F		1	With Air Conditioning
	Bracket, " " " " " " " " , LH	A079P4102F	1/2	1/2	2 With A/C
		A075W7023	3	3	
		A079P4141K	1	1	
		A079P4087K	1	1	

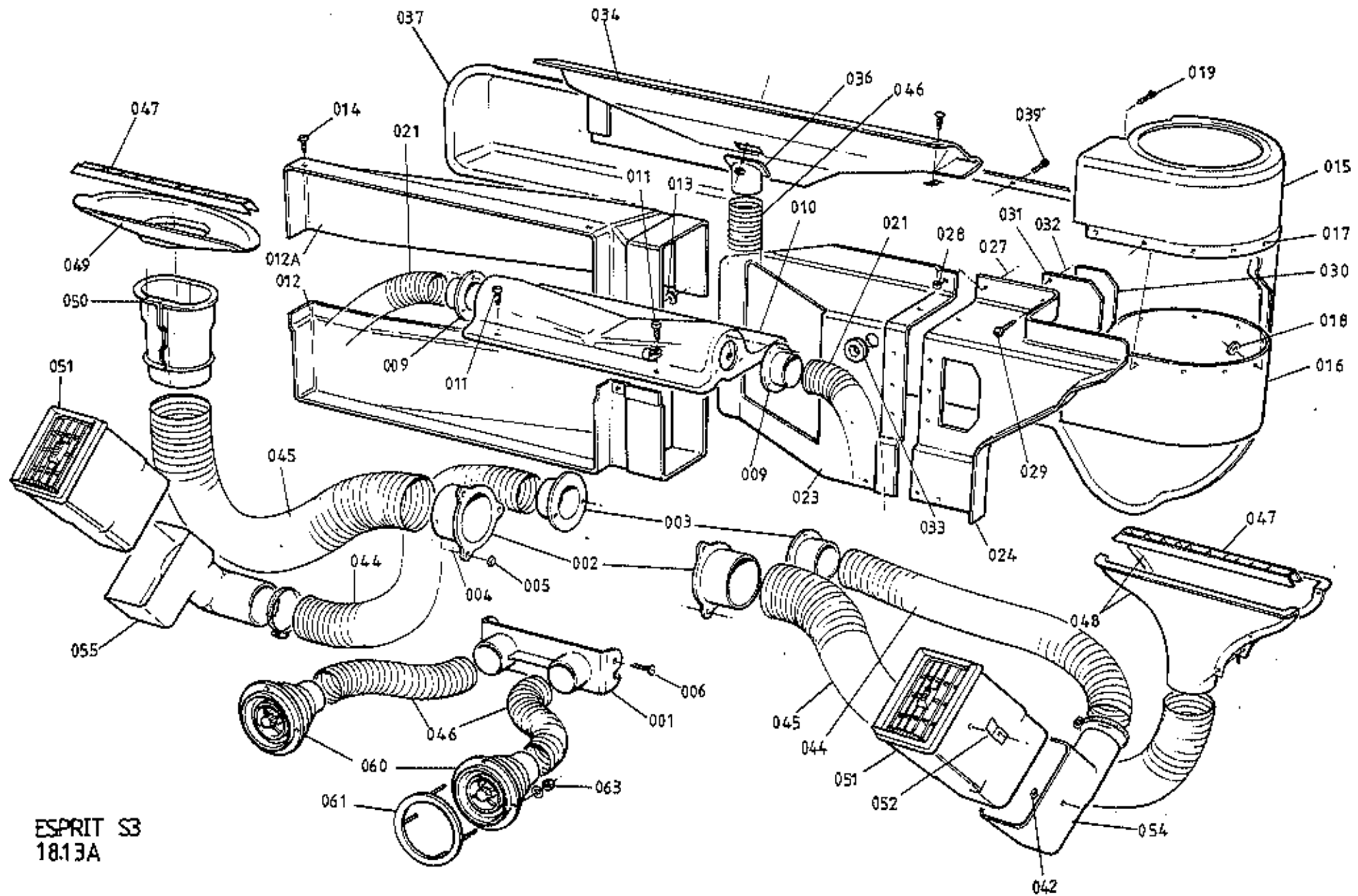
Esprit S3 18.11A
Page 1

dlp76

MAR 1987

ILLUS. NO.	DESCRIPTION	PART NUMBER	QUANTITY		REMARKS
			RHD	LHD	
028	Screw, No. 6 x 3/4", Brkt to Bulkhead	A075W5028Z	4	4	
029	Spire Nut, Brkt. to Bulkhead	A075W5013Z	4	4	
030	Foam Seal, Fresh Air Flap	A036B6213V	1m	1m	
031	Pivot Bush, Inner	A089P0268F	2/4	2/4	4 With A/C
032	Pivot Bush, Outer	A075P6064F	2/4	2/4	4 With A/C
033	Vacuum Reservoir	A079P6014F	1	1	
	Pad, Anti-Vibration, Vacuum Reservoir	A082P4256C	1	1	
034	Bracket, Reservoir Fixing	A079P4090K	3	3	
	Setscrew, M6 x 16, Brkt. Fixing	A075W1029Z	3	3)R/B A075W5014F
	Nut, Nyloc, M6, Brkt. Fixing	A075W3009Z	3	3)
	Screw, s/t, Brkt. Fixing	A075W5014F	3	3	
035	Straight Connector, Reservoir/'T' Piece	A075P6080F	1	1	
036	'T' Piece	A079P6019F	1	1	
037	Tubing, Vacuum, Nylon	A026B0130Z	A/R	A/R	
	Connector Hose, PVC	A075U6080F	A/R	A/R	R/B A075L6043V
038	Vacuum Hose, Rubber	A075L6043V	A/R	A/R	
	Non-Return Valve, 'In Line'	A075U0561Z	1	1	R/B A089P0714J
040	Non-Return Valve, 'In Line'	A089P0714J	1	1	
041	Hose Clip	A079M6132F	3	3	
049	Grommet, Engine Bay Wall	X036B6010Z	1	1	

LHD ILLUSTRATED



ESPRIT S3
18.13A

ILLUS. NO.	DESCRIPTION	PART NUMBER	QUANTITY		REMARKS
			RHD	LED	
18.13A					
001	Outlet Adaptor, Centre F.L.V.	A079P4118K	1	1	Prior to VIN *
002	Outlet Adaptor, Centre F.L.V.	A085P4213K	1	1	From VIN *
003	Outlet Adaptor, Demist	A079P4119K	2	2	
004	Outlet Adaptor, Outer F.L.V.	A079P4120K	2	2	*VIN 85 D 2153
005	Pop Rivet, Demist & Outer F.L.V. Adaptors	A075W6071Z	12	12	85 - 0609
006	Washer, Pop Rivet	A075W4001Z	6	6	
009	Screw, Centre F.L.V. Adaptor	A075W5032Z	2	2	
010	Outlet Adaptor, Footwell	A075P0105F	2	2	
011	Cover, Footwell Duct Take Off	A079P4117K	1	1	
012	Screw, No. 8 x 3/8", Cover to Case	A075W5032Z	4	4	
013	Scroll Extension	A079P4114K	1	1	RHD Upper, LED Lower
014	Scroll Extension	A079P4113K	1	1	RHD Lower, LED Upper
015	Washer, Scroll Extension	A075W4001Z	9	9	
016	Screw, Scroll Extension	A075W5032Z	7	7	
017	Scroll, Blower Fan	A079P4110K	1	1	RHD Lower, LED Upper
018	Scroll, Blower Fan	A079P4111K	1	1	RHD Upper, LED Lower
019	Pop Rivet, Fan Scroll	A075W6071Z	10	10	
020	Washer, Pop Rivet	A075W4001Z	10	10	
021	Screw, Scroll to Scroll Extension	A075W5034Z	2	2	
022	Spire Nut	A075W6011Z	2	2	
023	Ducting, 1 1/2", Footwell	A075P6066V	1m	1m	
024	Bulkhead Sealing Panel, Inboard	A082P4220K	1		
025	Bulkhead Sealing Panel, Inboard	A082P4222K		1	
026	Bulkhead Sealing Panel, Outboard	B082P4221K	1		
027	Bulkhead Sealing Panel, Outboard	B082P4223K		1	
028	Pop Rivet 1/8" Sealing Panel Joint	A075W6070F	3	3	
029	Washer, Sealing Panel Joint	A075W4001Z	3	3	
030	Screw, Sealing Panel Fixing	A075W5014Z	6	6	
031	Flap, Cabin Pressure Relief	A079P4131K	1	1	
032	Hinge, Pressure Relief Flap	A085P4231K	1	1	
033	Pop Rivet, Flap Fixing	A075W6071Z	3	3	
034	Grommet, Bulkhead Sealing Panel	X036B6150Z	1	1	Esprit S3 18.13A Page 1

MAR 1987

dip78

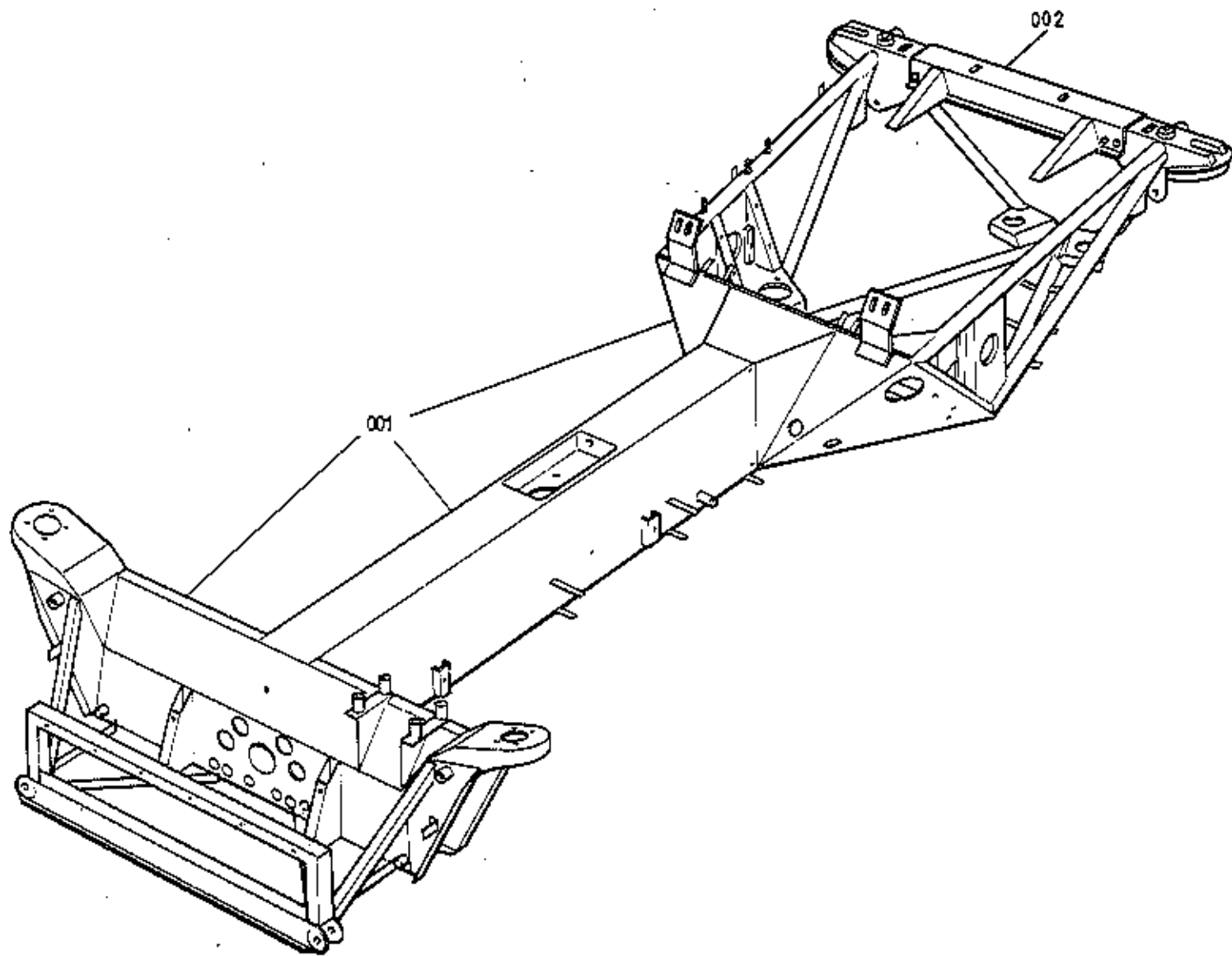
ILLUS. NO.	DESCRIPTION	PART NUMBER	QUANTITY		REMARKS
			RED	LHD	
18.13A					
034	Plenum Chamber	A079P4152K	1		* VIN 85 D 2153
036	Plenum Chamber	A079P4116K		1	85 - 0609
036	Adaptor, Plenum to Drain Tube	A079P4173K	1	1	
	Cover, Bulkhead	B082P4171K	1		
037	Cover, Bulkhead	B082P4172K		1	
	Foam Strip, Cover to Body	A082U6067	2m	2m	
039	Screw, No. 6 x 1/2", Bulkhead Cover	A075W5015Z	16	16	
044	Ducting, 1 7/8", Outer F.L.V.	A079P6007V	A/R	A/R	
045	Ducting, 2 1/4", Denist	A079P4027V	A/R	A/R	
	Ducting, 2", Centre F.L.V.	A079P4005V	A/R	A/R	Prior to VIN*
046	Ducting, 1 1/2", Centre F.L.V.	A075P6066V	A/R	A/R	From VIN*
047	Outlet Vanes, Denist Vent	B079P4039F	2	2	
048	Denist Vent, Passenger Side	A079P4026K	1	1	
049	Denist Vent, Binnacle	A079P4064K	1	1	
050	Adaptor, Denist Vent to Hose	A079P4065K	1	1	
051	Face Level Vent, Outer	A075P6018Z	2	2	
052	Clip, Outer F.L.V. Retaining	C075P0112Z	4	4	
	Pop Rivet, Clip to F.L.V.	A075W5086F	4	4	
	Washer, Pop Rivet	A075W4001F	4	4	
054	Adaptor, 90°, F.L.V. to Ducting	B076P0132F	1	1	Passenger Side Vent
	Adaptor, Straight, Binnacle FLV to Ducting	A079P4126K	1	1	Prior to VIN*
	Adaptor, 90°, F.L.V. to Ducting	A075P0113Z	1		Driver's Side Vent) From VIN*
055	Adaptor, 90°, F.L.V. to Ducting	A075P0114Z		1	Driver's Side Vent)
	Face Level Vent, Centre, Rectangular	A075P6018Z	2	2	>
	Clip, Centre F.L.V. Retaining	A075P0115Z	4	4	>
	Pop Rivet, Clip to F.L.V.	A075W5086F	4	4	> Prior to VIN*
	Washer, Pop Rivet	A075W4001F	4	4	>
	Adaptor, Straight, F.L.V.	A079P4126K	2	2	>
060	Face Level Vent, Centre, Round	A085P6037F	2	2)
061	Retaining Ring, Round Vent (inc. in Fascia)	A085P4212K	2	2)From VIN*
063	Nut, Nyloc, M3, Vent Fixing	A079W3060F	8	8)

Esprit S3 18.13A

Page 2

MAR 1987

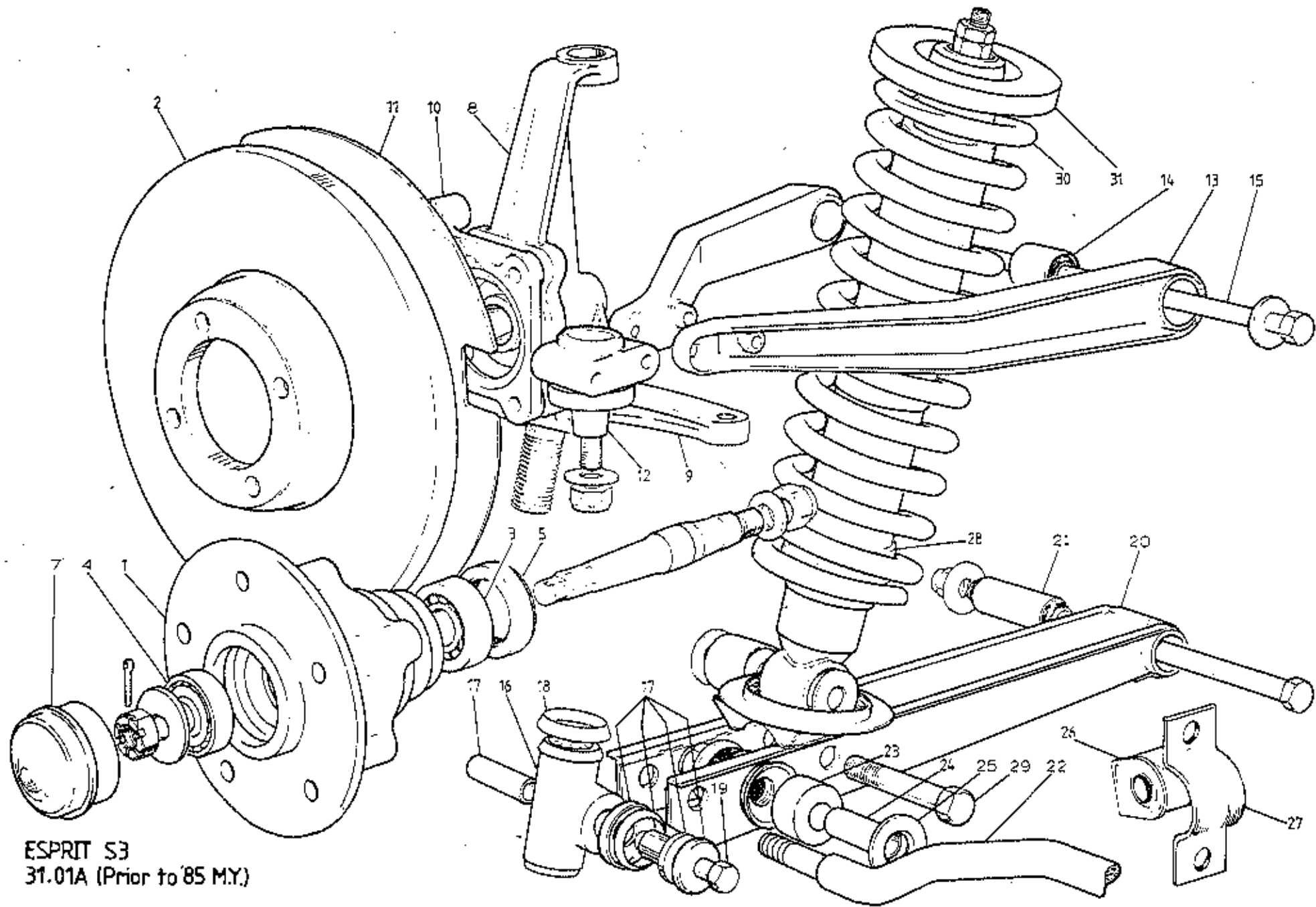
d2pl



ESPRIT S3
3001 A

ILLUS. NO.	DESCRIPTION	PART NUMBER	QUANTITY		REMARKS
			RED	LHD	
30.01A					
	Chassis	G082A4160J	1		Prior to '85 Model Year* 1985 M.Y. on, Prior to 'H.C.' 'H.C.' Models on Prior to '85 Model Year* 1985 M.Y. on, Prior to 'H.C.' 'H.C.' Models on *When replacing a pre '85 chassis, the following parts may also be required to fit the latest pre '85 specification: Anti-Roll Bar & Fixings (see 31.01A) Rear Top Link Fixings (see 31.03A)
	Chassis	A082A4218F	1		
	Chassis	B082A4218J	1		
001	Chassis	G082A4125J		1	
	Chassis	A082A4217F		1	
	Chassis	B082A4217F		1	
002	Rear Crossmember	A082A4152J	1	1	

Esprit S3 30.01A



ESPRIT S3
31.01A (Prior to '85 MY.)

ILLUS. NO.	DESCRIPTION	PART NUMBER	QUANTITY		REMARKS
			PRIOR '85 M.Y.		
31.01 A					
					<u>This Page Prior to '85 Model Year</u> <u>For '85 M.Y. Cars see 31.01B</u>
	Front Hub Assembly (With Studs)	A085C4042F		2)
	Stud, Wheel	A079D6002E		8)Speedline Wheels
1	Front Hub	A082C4043F		2	BBS Wheels
2	Brake Disc	A075J0297F		2	Ground Finish. R/B C075J0297F in pairs
	Brake Disc	C075J0297F		2	Non Directional Machined
	Bolt, 3/8" x 7/8" UNF	A075W1024F		8	>
	Washer, Spring 3/8"	A075W4067F		8	>Brake Disc to Hub
3	Wheel Bearing, Inner	A036C6042F		2	
4	Wheel Bearing, Outer	A036C6041F		2	
5	Oil Seal, Front Hub	A050C6002F		2	
6	Stub Axle	A036C6040F		2	
	Nut, Nyloc, 9/16"	A075W3054F		2)
	Washer, Plain	A036C6034F		2)Stub Axle to Vertical Link
	Nut, Castellated	A036C6010F		2	>
	Washer, 'D'	A050C6000F		2	>Hub to Stub Axle
	Split Pin	A075W5176F		2	
7	Hub Cap	A075C6004F		2	
8	Vertical Link LH	A036C6043F		1	
	Vertical Link RH	A036C6044F		1	
	Plug, Lubrication, Vertical Link	A036C6035F		2	
9	Steering Arm, RH	C075C0122F		1	
	Steering Arm, LH	C075C0123F		1	
10	Caliper Mounting Plate RH	A082C4022F		1	
	Caliper Mounting Plate LH	A082C4023F		1	
	Sealing Ring	X050C6019F		2	Caliper Mounting Plate to Vertical Link
11	Dust Shield LH	B075C0139F		1	
	Dust Shield RH	B075C0140F		1	

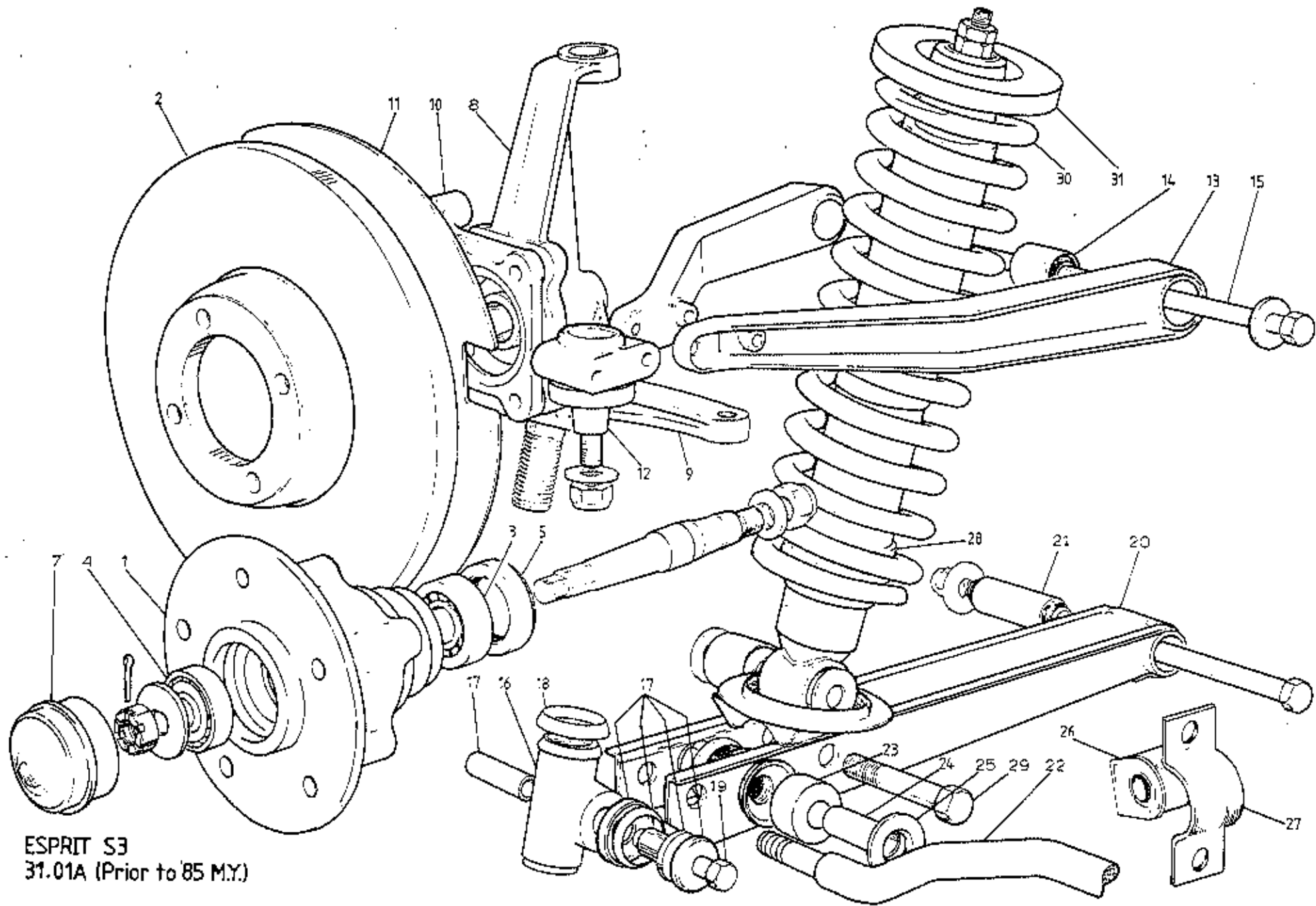
Esprit S3 (Prior '85 M.Y.) 31.01A
Page 1

MAR 1987

d2p3

ILLUS. NO.	DESCRIPTION	PART NUMBER	QUANTITY		REMARKS
			PRIOR '85 M.Y.		
31.01A					
					<u>This Page Prior to '85 Model Year</u> <u>For '85 M.Y. Cars See 31.01B</u>
	Bolt 5/16" x 3/4" UNF	A075W1022F	4)
	Washer, Spring, 8 mm	A075W4036F	4)Caliper Plate to Vertical Link
	Bolt 3/8" x 1.1/4" UNF	A075W1023F	2		>
	Washer, Spring, 10 mm	A075W4037F	2		>Caliper Plate/Vertical Link/Steering Arm
	Bolt, 3/8" x 2.1/4" UNF	B075W2096F	2		>
	Nut, Torqloc, 3/8" UNF	A075W3003F	2		>
12	Upper Ball Joint	A036C6007F	2)
	Nut, Torqloc, 7/16" UNF	A075W3004F	2)
	Washer, Plain	A075W4005F	2)Upper Ball Joint to Vertical Link
	Bolt, 8 x 100 mm	A075W2049F	2		>
	Bolt, 8 x 60 mm	A075W2043F	2		>Upper Ball Joint to Wishbone
	Nut, Nyloc, M8	A075W3010F	4		>
	Washer, Plain	A075W4020F	4		>
13	Wishbone Arm	E075C0130F	4		
14	Pivot Bush, Wishbone	X036C6004F	4		
15	Stud, Wishbone Pivot	A075C0145F	2)
	Nut, Nyloc 1/2" UNF	A075W3005F	4)
	Locknut, 1/2" UNF	A075W3017F	2)Wishbone Pivot Stud
	Washer, Wishbone Pivot	A075C0149F	8		Each Side of Each Pivot Bush
	Cover, Wishbone Stud Access	A082B6057F	2		
	Screw, Cover Fixing	A075W5011Z	4		
16	Lower Trunnion RH	A036C6025F	1		
	Lower Trunnion LH	A036C6026F	1		
17	Bush Kit, Lower Trunnion	A083C6012F	2		One Kit per Trunnion
18	Seal, Trunnion Top	A036C6047F	2)
19	Bolt 7/16" UNF	A075W2010F	2)Trunnion to Lower Link
	Nut, 7/16" UNF	A075W3004F	2)
	Washer	A075W4005F	2)
20	Lower Link LH	E082C4019F	1		
	Lower Link RH	E082C4020F	1		

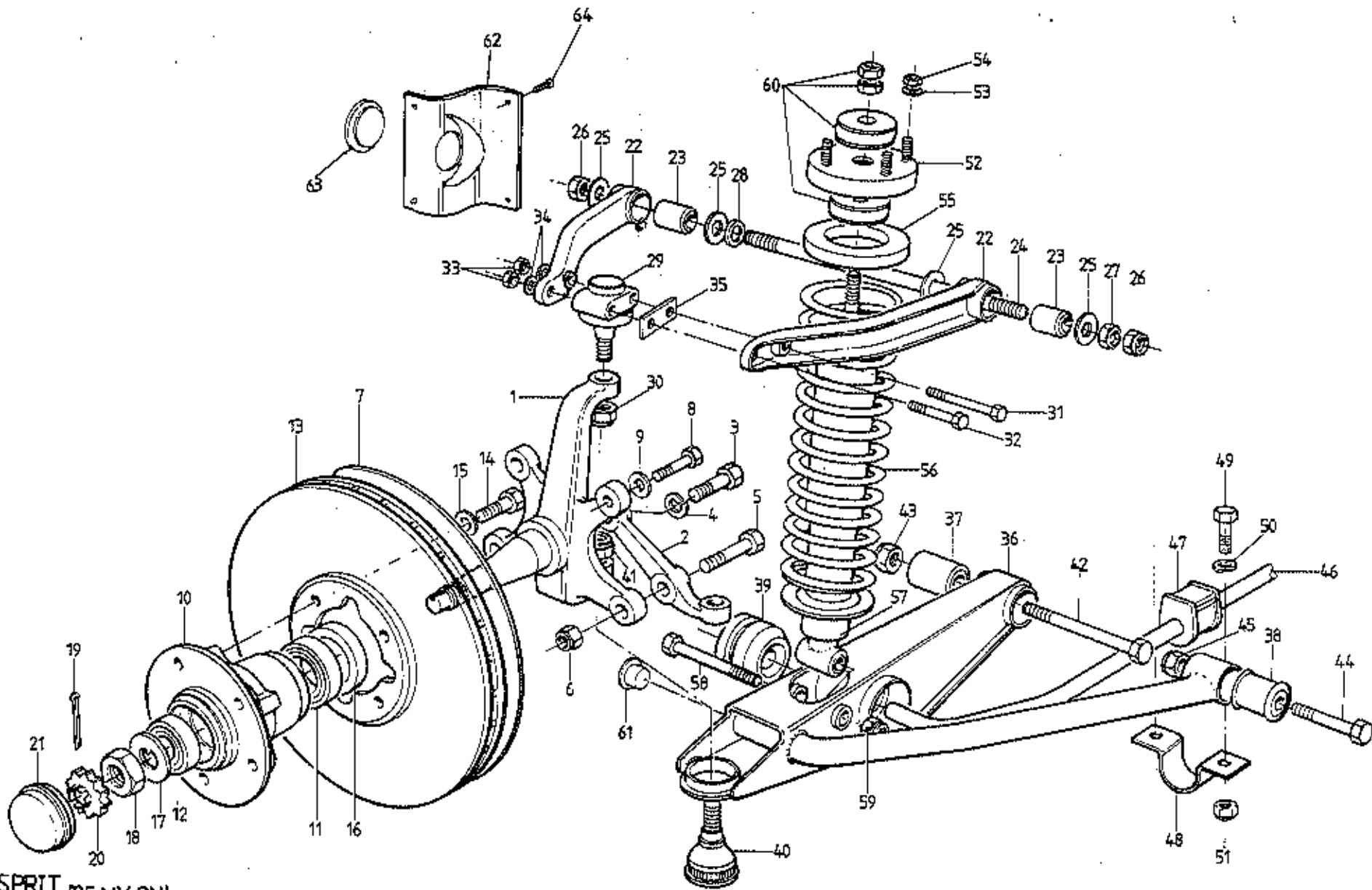
ILLUS. NO.	DESCRIPTION	PART NUMBER	QUANTITY		REMARKS
			PRIOR '85 M.Y.		
31.01 A					
					<u>This Page Prior to '85 Model Year</u> <u>For '85 M.Y. Cars See 31.01B</u>
21	Bush, Lower Link Pivot	A075C6000F		2)
	Bolt 1/2" x 6" UNF	A075W2015F		2)Lower Link to Chassis
	Nut, Nyloc 1/2" UNF	A075W3005F		2)
	Washer	A075W4007F		2)
22	Anti-Roll Bar	C082C4025F		1	Up to VIN 85 D 1262 85 - 0410 exc. 0399 & 0400
	Anti-Roll Bar	E082C4025F		1	From VIN 82 D 1263 82 - 0411 plus 0399 & 400
23	Bush, Anti-Roll Bar to Lower Link	A075C0144F		4)
24	Distance Tube	A075C0126F		2	>
	Washer, Special	A075C0132F		2	>
25	Washer, Chamfer Toward Front	A075C0133F		2	>Anti-Roll Bar to Lower Link
	Nut, Nyloc, M12	A075W3012F		2	>
	Mounting Rubber, A.R.B. to Chassis	A079C6030F		2)
	Clamp Plate	C079C4005F		2)Up to VIN 85 D 1262
	Spacer Washer, Castor Adjust	A075W40282		A/R) 85 - 0410 exc. 0399 & 0400
	Setscrew, M12 x 30, A.R.B. to Chassis	A079W1058F		4)
	Washer, Spring, A.R.B to Chassis	A075W4069F		4)
26	Mounting Rubber, A.R.B. to Chassis	A075C6005F		2	>
27	Clamp Plate	A082C4047F		2	>From VIN 85 D 1263
	Shim Plate, Castor Adjust	A082C4052		A/R	> 85 - 0411 plus 0399 & 400
	Setscrew, M12 x 35, A.R.B. to Chassis	A079W1059F		4	>
	Washer, Spring, A.R.B. to Chassis	A075W4069F		4	>



ESPRIT S3
31.01A (Prior to '85 M.Y.)

ILLUS. NO.	DESCRIPTION	PART NUMBER	QUANTITY		REMARKS
			PRIOR '85 M.Y.		
31.01A					
					<u>This Page Prior to '85 Model Year For '85 M.Y. Cars See 31.01B</u>
28	Damper Assy. (includes A082C6033F)	B082C4014F		2	R/B C082C4014F In Pairs
	Damper Assy. (includes A082C6033F)	C082C4014F		2	Green Spot on Lower Body
	Bush Kit, Damper Top Stem	A082C6033F		2	
	Bush, Damper Lower Eye	A075C6011F		2	Included in Damper assembly
	Washer, Damper/Lower Link/Nut	A075W4008F		6	
29	Bolt, 1/2" UNF x 2 1/2"	C075W2013F		2)
	Nut, Nyloc, 1/2" UNF	A075W3005F		2)Damper to Lower Link
30	Road Spring, Red/Green <i>120 lb/in</i>	A082C4046F		2	Air Conditioning Cars Only
	Road Spring, Red/Yellow <i>140 lb/in</i>	A082C4040F		2	Heater Cars Only
31	Spring Seat, Rubber	B075C0129Z		2	Spring to Chassis

MAR 1987



ESPRIT (85 MY ON)
31.01B

ILLUS. NO.	DESCRIPTION	PART NUMBER	QUANTITY		REMARKS
			'85 M.Y. ON		
31.01B					
					<u>This Page '85 Model Year On</u> <u>For Cars Prior to '85 M.Y. See 31.01A</u>
1	Vertical Link	C089C0163F		2	
2	Steering Arm RH	B082C4074F		1	
	Steering Arm LH	B082C4073F		1	
3	Setscrew, M12 x 35, Arm/Link	A075W1059Z		2	
4	Washer, Spring, Arm/Link			2	
5	Bolt, M12 x 45, Arm/Link	A075W1061Z		2	
6	Nut, Nyloc, M12 Arm/Link	A075W3078F		2	
7	Shield, Brake Disc, RH	C089C0750J		1	
	Shield, Brake Disc, LH	C089C0751J		1	
8	Setscrew, Disc Shield/Vert. Link	A075W1039F		2	
9	Washer, Flat, Shield/Vert. Link	A075W4021F		2	
10	Hub, Front	B082C4078F		2	
11	Bearing, Inboard, Front Hub	A089C8004F		2	
12	Bearing, Outboard, Front Hub	A089C8005F		2	
13	Brake Disc, Front Ventilated	A089J8014F		2	
14	Bolt, Brake Disc to Hub	A089C8013F		8	
15	Washer, Brake Disc to Hub	A089C8014F		8	
16	Grease Seal, Front Hub	A089C8003F		2	(A089D8003F may be used as an alternative)
17	Washer, Claw, Bearing Retaining	A089C8006F		2	
18	Nut, Bearing Retaining	A089C8007F		2	
19	Split Pin, Locking cap	A075W6222Z		2	
20	Locking Cap, Bearing Nut	A089C8009F		2	
21	Grease Cap, Hub Bearing	A089C8008F		2	
22	Arm, Upper Wishbone	E075C0130F		4	
23	Pivot Bush, Upper Wishbone	X036C6004F		4	
24	Stud, Upper Wishbone Pivot	A075C0145F		2	
25	Buffer Washer, Pivot Bush	A075W0149F		8	
26	Nut, Nyloc, 1/2" UNF	A075W3005F		4	
27	Locknut, 1/2" UNF	A075W3017F		2	
					May be used in place of front nyloc if castor shims are fitted
					Esprit S3 ('85 M.Y. On) 31.01B Page 1

ILLUS. NO.	DESCRIPTION	PART NUMBER	QUANTITY		REMARKS
			'85 M.Y. ON		
31.01B					
					<u>This Page '85 Model Year On</u> <u>For Cars Prior to '85 M.Y. See 31.01A</u>
28	Shim Washer, Castor Adjust, 1.5mm	A082C4091	A/R)
	Shim Washer, Castor Adjust, 3.0mm	A082C4092	A/R) If Fitted
	Shim Washer, Castor Adjust, 6.0mm	A082C4093	A/R)
29	Ball Joint, Upper	A036C6007F	2		
30	Nut, Torqloc, 7/16" UNF	A075W3004F	2		Upper Ball Joint to Vertical Link
31	Bolt, M8 x 100 Ball Joint/Wishbone	A075W2049Z	2		
32	Bolt, M8 x 60 Ball Joint/Wishbone	A075W2043F	2		
	Bolt, M8 x 65 " " " "	A075W2044F	2		May be used if Castor Shims Fitted
33	Nut, Nyloc, M8 " " " "	A075W3010F	4		
34	Washer, Plain " " " "	A075W4020F	4		
35	Shimplate, Castor Adjust, 1.5mm	A082C4090	A/R		If Fitted
	Shimplate, Castor Adjust, 3.0mm	A082C4089	A/R		If Fitted
36	Lower Wishbone, RH	B082C4076J	1		
	Lower Wishbone, LH	B082C4077J	1		
37	Pivot Bush, Lower Wishbone, Rear	A075C6000F	2		
38	Pivot Bush, Lower Wishbone, Front	A082D4084F	2		
39	Bush, Anti-Roll Bar/Lower Wishbone	A089C6088F	2		
40	Ball Joint, Lower	A089C6089F	1		
41	Nut, Nyloc, M14	A075W3069Z	2		Lower Ball Joint to Vertical Link
42	Pivot Bolt, 1/2" UNF x 6"	A075W2015F	2		Lower Link Rear to Chassis
43	Nut, Nyloc, 1/2" UNF	A075W3005F	2		
44	Pivot Bolt, 1/2" UNF x 2 3/4"	A075W2097F	2		>Lower Link Front to Chassis
45	Nut, Nyloc, 1/2" UNF	A075W3005F	2		>
46	Anti-Roll Bar	B082C4070F	1		
47	Bush, Anti-Roll Bar to Chassis	A082C4084F	2		
48	Clamp, Anti-Roll Bar to Chassis	A082C4047F	2		
49	Setscrew, M12 x 35, ARB to Chassis	A079W1059F	4		
50	Washer " " "	A075W4069F	4		

Esprit S3 ('85 M.Y. On) 31.01B
Page 2

MAR 1987

ILLUS. NO.	DESCRIPTION	PART NUMBER	QUANTITY		REMARKS
			'85 M.Y. ON		
31.01B					
					<u>This Page '85 Model Year On.</u> <u>For Cars Prior to '85 M.Y. See 31.01A</u>
51	Nut, Nyloc, M12, ARB to Chassis	A075W3012Z	4		
52	Abutment Plate, Spring/Damper Top	A082C4075F	2		
53	Washer, Abutment Plate/Chassis	A075W4020F	8		
54	Nut, M8 " " " " "	A075W3010F	8		
55	Insulator, Front Spring Top	A082C4069F	2		
	Spring/Damper Assy. (Parallel Spring)	A082C4087	2		Heater Only)
	Spring/Damper Assy. (Parallel Spring)	A082C4094	2		With A/C)Replaced by
56	Road Spring, Parallel, (Purple/Red)	A082C4083F	2		Heater Only)Conical Spring/Damper
	Road Spring, Parallel, (Yellow/Yellow)	A082C4088F	2		With A/C)Assembly
	Spring/Damper Assy. (Conical Spring)	A082C4098J	2		Heater Only. Includes Top Abutment Plate
	Spring/Damper Assy. (Conical Spring)	A082C4099J	2		With A/C. Includes Top Abutment Plate
	Road Spring, Conical, (Purple/Blue)	A082C4096F	2		Heater Only
	Road Spring, Conical, (Yellow/White)	A082C4097F	2		With A/C. R/B B082C4097F
	Road Spring, Conical, (Yellow/Purple)	B082C4097F	2		With A/C (Longer than 'A')
57	Damper, Front, Black with White Spot	A082C4086F	2		For Parallel Spring)Inc. Top Stem
	Damper, Front, Black with Red Spot	A082C4095F	2		For Conical Spring)Bush Kit
58	Bolt, 1/2" UNF x 3 1/2"	A079W2088F	2		>Damper to Lower Wishbone
59	Nut, Nyloc, 1/2" UNF	A075W3005F	2		>
60	Bush Kit, Damper Top Stem	A082C6036F	2		
61	Blanking Plug, Plastic	A089U6089F	2		
62	Cover, Wishbone Stud Access	A082B4337K	2		
63	Grommet, Wishbone Stud Access	A082B6057F	2		
64	Screw, Cover Fixing	A075W5022Z	8		

Esprit S3 ('85 M.Y. on) 31.01B
Page 3

MAR 1987

d2p9

ILLUS. NO.	DESCRIPTION	PART NUMBER	QUANTITY		REMARKS
			ALL		
					Speedline Wheels
					Speedline Wheels
					BBS Wheels
1	Rear Hub Assembly (with studs)	B082D4071F		2	
2	Stud, Wheel	A079D6002H		8	
3	Rear Hub	A082D4094F		2	
4	Nut, Hub Retaining	A082D4062F		2	
5	Split Pin, Hub Nut	A075W6010Z		2	
6	Cone, Hub Retention	A075D0256F		2	
7	Bearing, Rear Wheel	A082D6012F		2	
8	Circlip, Bearing Retaining	A082D6013F		2	
9	Spacer, Drive Shaft/Bearing	A082D4064F		2	
10	Drive Shaft, Outboard	A082D4067F		2	
11	Drive Shaft Assembly, Intermediate	B082D4057F		2	
12	Boot Kit, Drive Shaft C.V. Joints	A082D6018F		2	
13	Bolt, Allen, M10 x 65 x 1.5 mm	A079W7020F		24	D.Shaft to Adaptor and Outboard D. Shaft
14	Segment Washer	A082D6017F		12	
15	Adaptor, Driveshaft	A082D4053F		2	
16	Nut Special	B079D6011F		6	
17	Washer, Spring, 12 mm	A075W4069F		6	
18	Stud, Output Shaft/Adaptor	A079D6003F		6	
19	Shim, Output Shaft to Disc	A079D4022K		4	
20	Hub Carrier, RH	A082D4072K		1	
21	Hub Carrier, LH	A082D4073K		1	
22	Radius Arm, RH	B082D4078K		1	R/B C082D4078K With 130mm Bolts
23	Radius Arm, RH	C082D4078K		1	
24	Radius Arm, LH	B082D4077K		1	R/B C082D4077K With 130mm Bolts
25	Radius Arm, LH	C082D4077K		1	
26	Bolt, M10 x 120, Rad. Arm/Hub Carrier	A075W4064F		4	Except Rad. Arm C082D4077/8
27	Bolt, M10 x 130, Rad. Arm/Hub Carrier	A075W2065F		4	For Rad. Arm C082D4077/8
28	Nut, Nyloc, M10	A075W3011F		4)
29	Washer, Plain	A075W4024Z		4)Radius Arm to Hub Carrier

ILLUS. NO.	DESCRIPTION	PART NUMBER	QUANTITY		REMARKS
			ALL		
31.03A					
21	Mounting Rubber	A046D6000F	2		Radius Arm to Chassis
22	Plate, Reinforcing	C079D4013K	2		>
23	Spacer, 0.9mm, Toe-In Adjust	C079D4051F	A/R		>
	Spacer, 2.0mm, Toe-In Adjust	A079D4051F	A/R		>
	Spacer, 6.0mm, Toe-in Adjust	B079D4051F	A/R		>Radius Arm Mounting to Chassis
24	Setscrew, M8 x 35	A075W1041F	4		>
25	Nut, Nyloc M8		4		>
26	Washer, Plain	A075W4020Z	8		>
27	Bolt, 7/16" x 4.1/2", UNF	A075W2087F	2)
28	Nut, Torqloc, 7/16" UNF	A075W3004F	2)
29	Washer, Large, 7/16" x 1 1/2"	A075W4006F	4)Radius Arm to Mounting
30	Washer, Toe-In Adjust	A075W4005F	10)
31	Upper Link (Less Bushes)	B082D4081F	2		
32	Bush, Upper Link (Silentbloc)	A082D4084F	4		
	Bolt, 1/2" UNF x 5", Link/Chassis	A079W2025F	2		>
	Spacer, Split	A079D4025F	2		>Prior VIN
	Washer, 1/2" x 1 3/4"	A079W4083F	4		>85 D 1162
	Nut, Nyloc, 1/2" UNF	A075W3005F	2		>85 - 0347
33	Bolt, 1/2" UNF x 4 1/2", Link/Chassis	A079W2023F	2)
34	Spacer	A082D4099K	2)From VIN
35	Washer, 1/2" x 1 3/4"	A079W4083F	4)85 D 1162
36	Nut, Nyloc, 1/2" UNF	A075W3005F	2)85 - 0347

MAR 1987

d2p11

Esprit S3 31.03A

Page 2

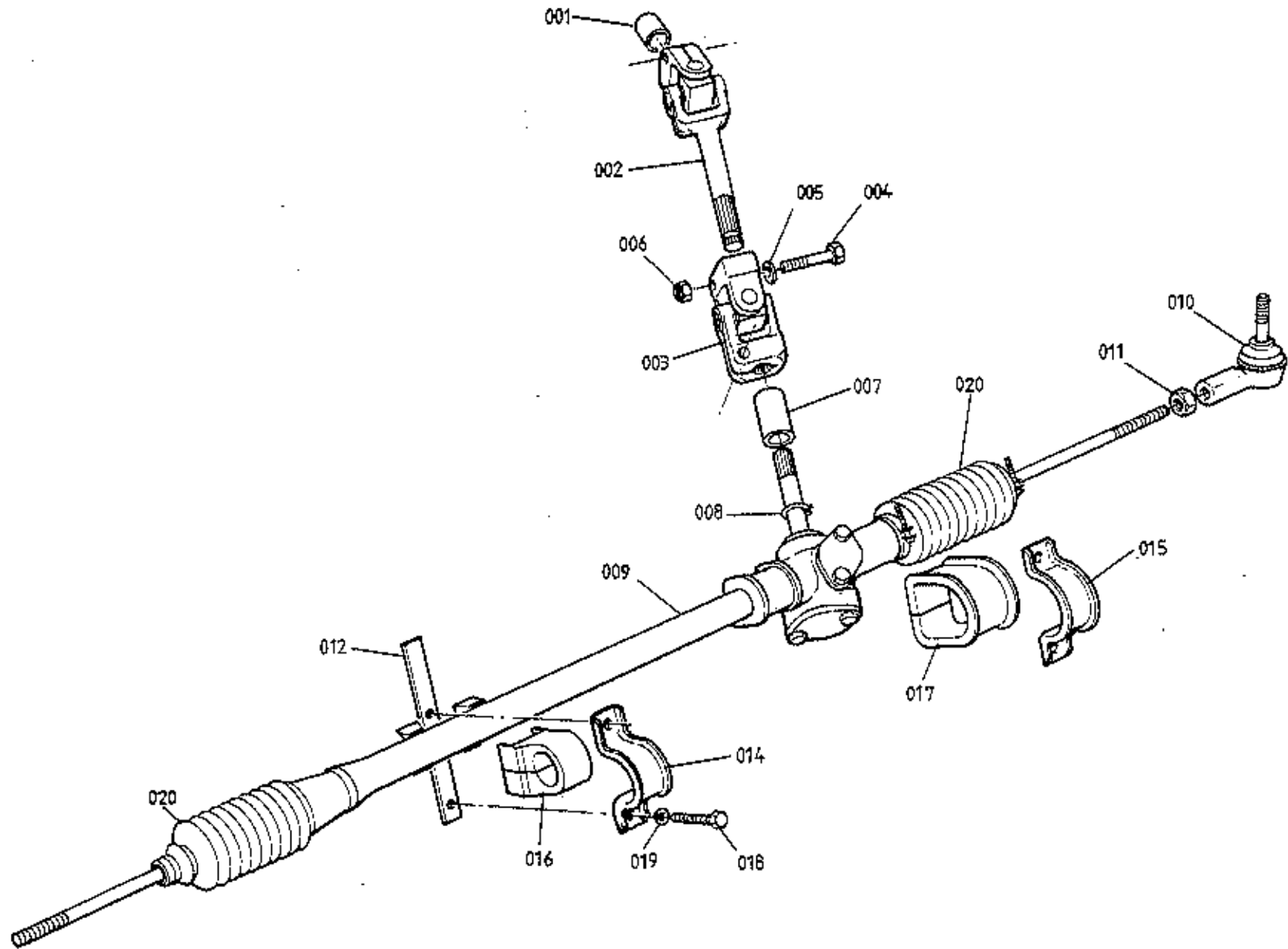
ILLUS. NO.	DESCRIPTION	PART NUMBER	QUANTITY		REMARKS
			ALL		
31.03A					
37	Bolt, 1/2" UNF x 5.1/2" Top Link/Carrier	A079W2091F		2	
38	Washer, Bolt Head	A075W4008Z		2	
39	Washer, 1/2" x 1.3/4"	A079W4083F		4	
40	Nut, Nyloc 1/2" UNF	A075W3005F		2	
41	Lower Link (Less Bushes)	B082D4083F		2	
42	Bush, Lower Link, Silentbloc	A082D4084F		4	
43	Bolt, 1/2" UNF x 2.1/2", Link/Chassis	A075W2097F		2	
44	Nut, Nyloc, 1/2" UNF, Link/Chassis	A075W3005F		2	
45	Stud, Lower Link/Hub Carrier	B079D4024F		2	
46	Split Spacer	B082D4079F		2	
47	Washer, 1/2" x 1.3/4"	A079W4083F		4	
48	Locknut, 1/2" UNF	A075W3017F		2	
49	Nut, Nyloc, 1/2" UNF	A075W3005F		2	
50	Damper Assy. (Includes A082C6033F)	B082D4058F		2	Prior to '85 M.Y. R/B C082D4058F Prior to '85 Model Year Blue with Green Spot on Lower Body 1985 Model Year Onward Black with White Spot on Lower Body Prior '85 M.Y. 1985 Model Year On.
	Damper Assy. (Includes A082C6033F)	C082D4058F		2	
	Damper Assy. (Includes A082C6036F)	A082D4102F		2	
51	Bush Kit, Damper Top Stem (3/8" UNF)	A082C6033F		2	
	Bush Kit, Damper Top Stem (MLO)	A082C6036F		2	
52	Spacer Washer, Damper Lower Fix	A075W4028F		4	
53	Washer, Flat	A075W4008F		2	
54	Nut, Nyloc, 1/2" UNF, Damper/Carrier	A075W3005F		2	
55	Road Spring, Green/Yellow <i>less 1/2" dia</i>	A085D4092F		2	
	Spacer, Rear Spring to Damper	A079D4047		2	Only with BES Wheels.
56	Insulator, Rear Spring to Chassis	A079D4028F		2	

MAZ 1000

d2pl2

Esprit S3 31.03A

Page 3

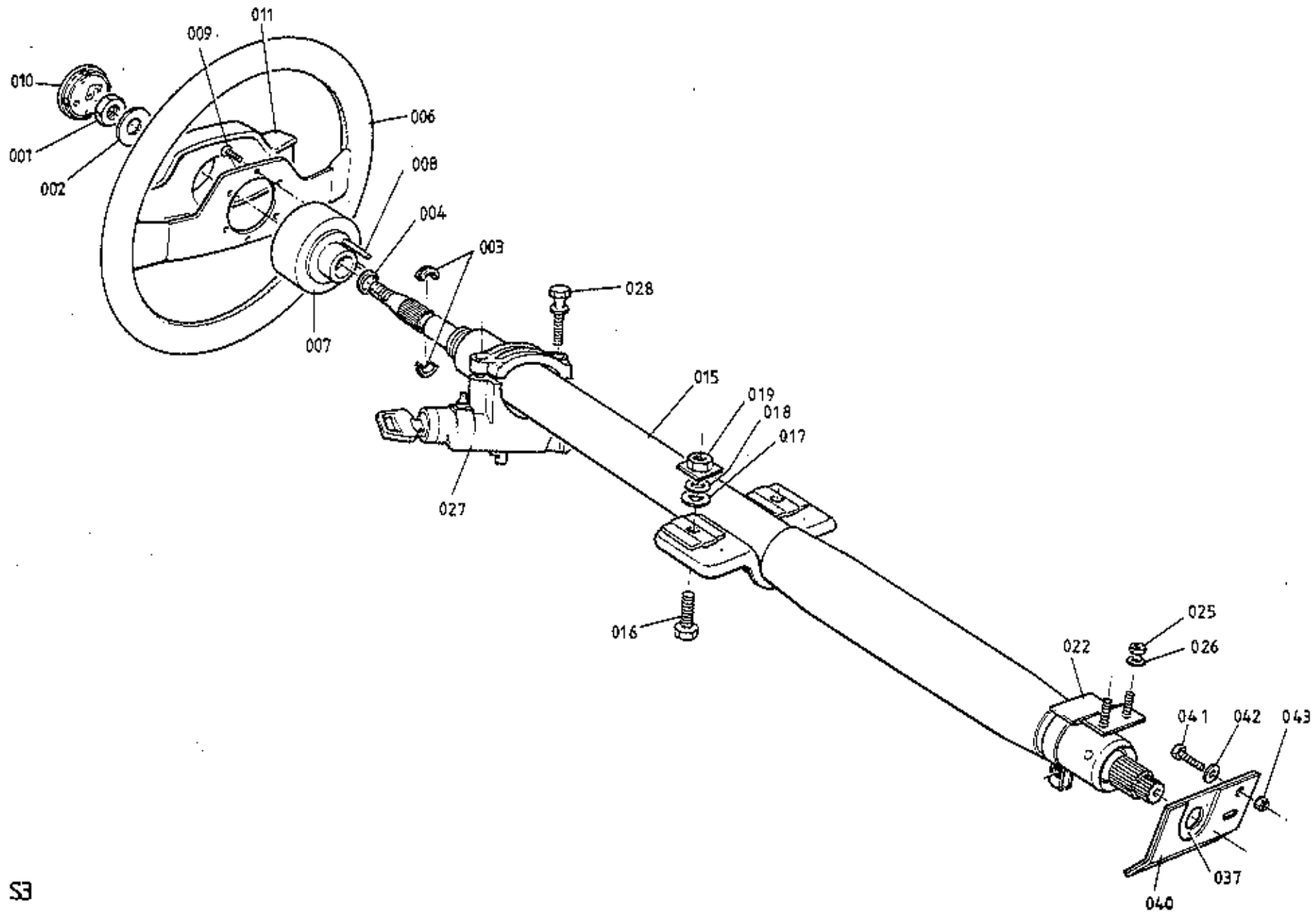


ESPRIT S3
3201A

LHD ILLUSTRATED

ILLUS. NO.	DESCRIPTION	PART NUMBER	QUANTITY		REMARKS
			RHD	LHD	
32.01A					
001	Protective Sleeve, Column Spline	A079H4010K	1	1	
002	Intermediate Steering Column Assy.	A079H4002F	1	1	Inc. Upper U/J
003	Universal Joint, Lower	C075H6009F	1	1	
004	Bolt, M8 x 35, Universal Joint Clamping	A079H4019F	3	3	
005	Washer, Flat, U/J Clamp Bolt	A075W4020Z	3	3	
006	Nut, Nyloc, M8 U/J Clamp Bolt	A075W3010Z	3	3	
	Protective Sleeve, Pinion Shaft	A079H4011K	1	1	R/B A082H4030H plus A082H6025F
007	Spacer, Column Lower U/J	A082H4030H	1	1	
008	Circlip, Pinion Shaft/Spacer	A082H6025F	1	1	R/B B082H4021F with Reduced Travel
009	Rack & Pinion Assembly	A082H4021F		1	
	Rack & Pinion Assembly	B082H4021F		1	R/B B082H4020F with Reduced Travel
	Rack & Pinion Assembly	A082H4020F	1		
	Rack & Pinion Assembly	B082H4020F	1		
010	Ball Joint Track Rod End	A075H6001Z	2	2	
011	Locknut, 1/2" UNF, Ball Joint	A075W3017Z	2	2	
012	Tapping Plate, Steering Rack Mounting	B079H4004F	2	2	
	Shim, Rack Assy. to Chassis	A079H4006K	4	4	
014	Clamp Bracket, Rack Assy. to Chassis	B007H4104Z	1	1	Non-Pinion End
015	Clamp Bracket, Rack Assy. to Chassis	B007H4105Z	1	1	Pinion End
016	Rubber Mounting, Rack Assembly	A007H4103Z	1	1	Non-Pinion End
017	Rubber Mounting, Rack Assembly	A007H4106Z	1	1	Pinion End
018	Setscrew, M8 x 20, Clamp to Chassis	A075WL038Z	4	4	
019	Washer, Spring, Clamp to Chassis	A075W4036Z	4	4	
020	Gaiter Set, Steering Rack (inc. clips)	A082H6023F	1	1	

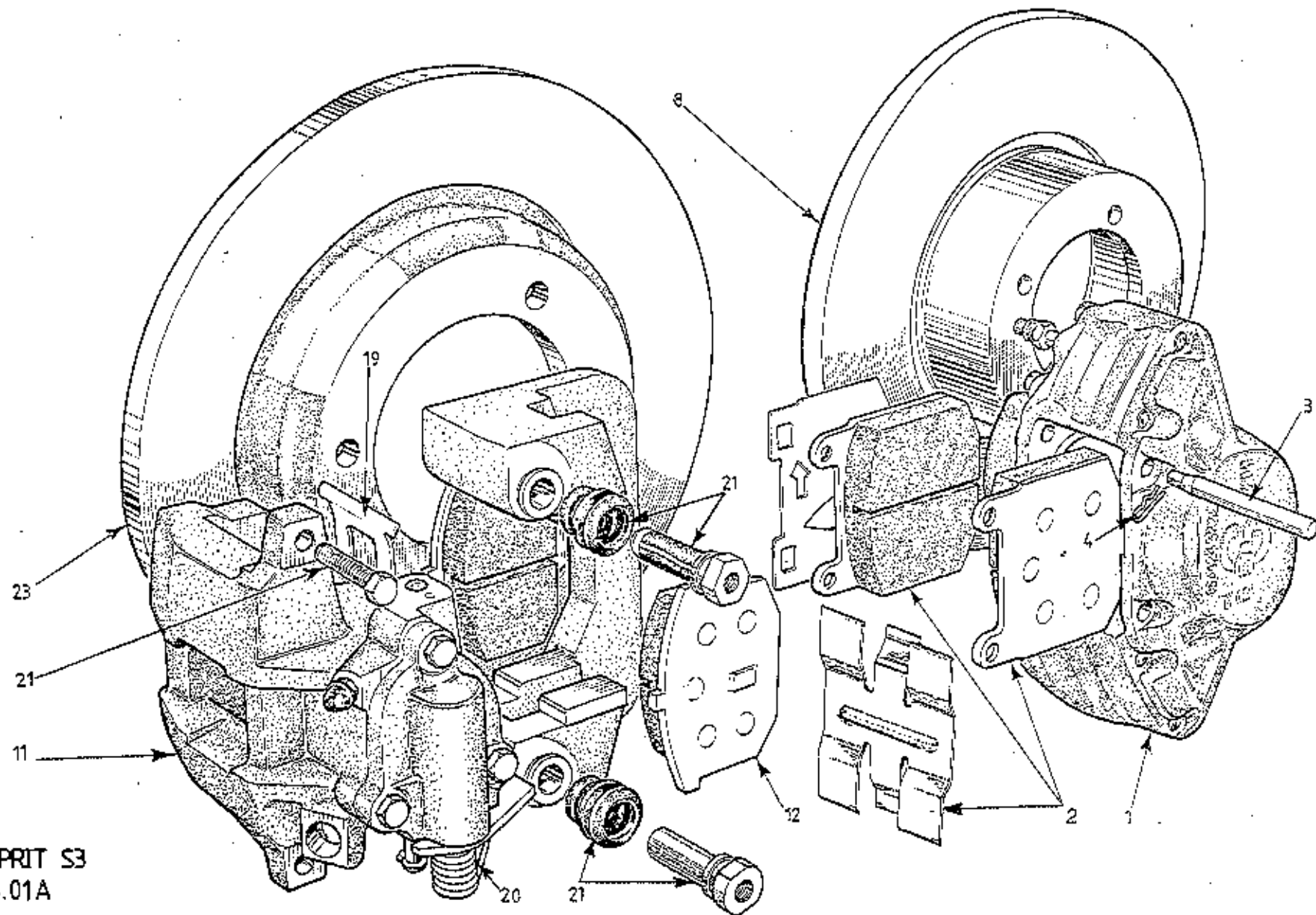
Esprit S3 32.01A



ESPRIT S3
3205A

ILLUS. NO.	DESCRIPTION	PART NUMBER	QUANTITY		REMARKS
			RHD	LED	
32.05A					
001	Nut, Steering Wheel to Column	A075W3005F	1	1	
002	Washer, Steering Wheel Nut	A075W4008F	1	1	
003	Collet, Steering Wheel Thrust	A085H6018F	2	2	
004	Band, Collet Retaining	A085H6019F	1	1	
	Steering Wheel Assembly, Black	A085H4028F	1	1	With 'Old' Badge)
	Steering Wheel Assembly, Black	C085H4028F	1	1	With 'New' Badge)inc. * Items
*006	Steering Wheel, Black Leather	A079H6009H	1	1	
	Steering Wheel, Coloured Leather	B079H6009H	1	1	Special Order. State VIN or Colour
*007	Hub, Steering Wheel	A085H4026H	1	1	
*008	Roll Pin, Turn Indicator Cancelling	A079H6013H	2	2	
*009	Fixing, Wheel to Hub	A079H6012H	6	6	
*010	Wheel Centre ('Old' Badge)	A082H6016H	1	1	
	Wheel Centre ('New' Badge)	B082H6024H	1	1	
011	Crash Pad, Black Leather	A082V4789K	1	1	
	Crash Pad, Coloured Leather	B082V4790K	1	1	Special Order. State VIN or Colour
015	Steering Column Assembly	B079H6006F	1	1	
016	Setscrew, M10 x 25, Column/Scuttle	A075W1048Z	2	2	
017	Washer, Flat, Column/Scuttle	A075W4025Z	2	2	
018	Washer, Shakeproof, Column/Scuttle	A075W4044Z	2	2	
019	Nut, Special, Column/Scuttle	A079U4098F	2	2	
022	Clamp, Column to Pedal Box	A082H4022J	1		
	Clamp, Column to Pedal Box	A082H4023J		1	
025	Nut, Nyloc M8, Clamp to Pedal Box	A075W3010Z	2	2	
026	Washer, Flat, Clamp to Pedal Box	A075W4020Z	2	2	
027	Lock, Steering Column c/w Ignition Switch	A079H6001F	1	1	
028	Shear Bolt, Lock to Column	A079H6008F	2	2	
037	Seal Plate, Column to Bulkhead	A079U4332F	1		
	Seal Plate, Column to Bulkhead	A079U4331F		1	
040	Gasket, Seal Plate to Bulkhead	B079U4325F	1	1	
041	Setscrew, M6 x 20, Plate to B/Head	A075W1030Z	1	1	
042	Washer, Sealplate Fix	A075W4015Z	1	1	
043	Nut, Nyloc, M6	A075W3009F	1	1	

Esprit S3 32.05A



ESPRIT S3
33.01A
(Prior to '85 MY.)


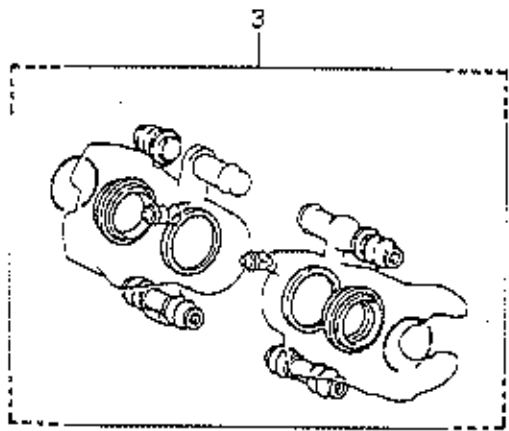
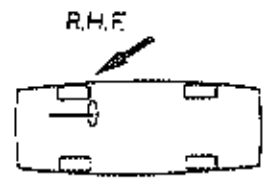
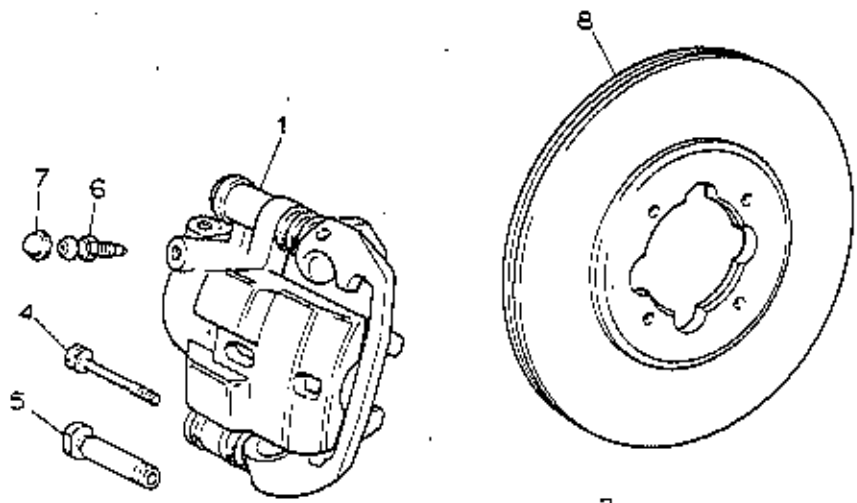
ILLUS. NO.	DESCRIPTION	PART NUMBER	QUANTITY		REMARKS
			PRIOR '85 M.Y.		
33.01A					
					<u>This Page prior to '85 M.Y.</u> <u>For '85 M.Y. See 33.01B</u>
1	Caliper Assembly, Front, RH	B082J6052F	1		Includes Brake Pads
	Caliper Assembly, Front, LH	B082J6053F	1		Includes Brake Pads
2	Brake Pad Set, Front	A082J6058F	1		Includes Pins & Clips
3	Pin, Pad Retaining	A079J6026F	4		
4	Clip, Pin Retaining	A079J6027F	4		
	Bolt, Caliper to Mounting Bracket	A079J6007F	4		
	Washer, Spring, 12 mm	A075W4069F	4		
	Service Kit, Front Caliper	X036J6003ZJ	A/R		Includes 4 Piston Seals, 4 Dust Boots 4 Dust Boot Clips
8	Disc, Front Brake	A075J0297Z	2		
	Bolt, Disc to Hub	A075W1024F	8		
	Washer, Spring, 3/8"	A075W4067F	8		
11	Caliper Assembly, Rear, RH	A079J6012F	1		
	Caliper Assembly, Rear, LH	A079J6004F	1		
12	Brake Pad Set, Rear	A079J6024F	1		Includes Locking Bolts
	Bolt, M10 x 100, Caliper Mounting	A079W2062F	2		
	Bolt, M10 x 60, Caliper Mounting	A079W2055Z	2		
	Washer, Spring, 10 mm	A079W4070Z	4		
	Washer, Plain, 10 mm	A075W4024Z	4		
	Ring Dowel, Caliper	A079J6018F	4		
	Adaptor, Caliper to Brake Hose	A079J6051F	2		
19	Pad Damping Spring	A079J6047F	4		
20	Return Spring, RH	A079J6049F	1		Handbrake Lever Arm
	Return Spring, LH	A079J6048F	1		Handbrake Lever Arm
	Seal Kit, Rear Caliper	A079J6042F	A/R		
21	Guide Pin Kit	A079J6045F	A/R		Includes 4 Guide Pins, 4 Locking Bolts 4 Bolts and Grease
	Piston Kit, Rear Caliper, LH	A079J6043F	A/R		
	Piston Kit, Rear Caliper, RH	A079J6044F	A/R		
	Bleed Screw, Rear Caliper	A079J6046F	2		

MAR 1987

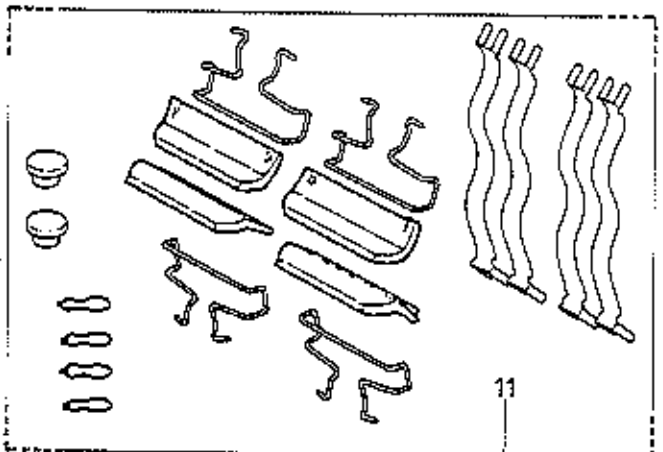
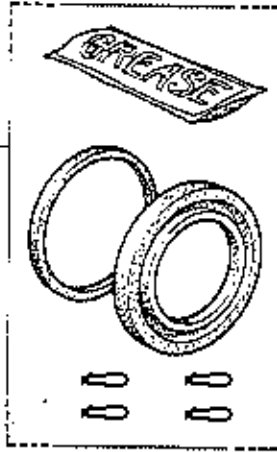
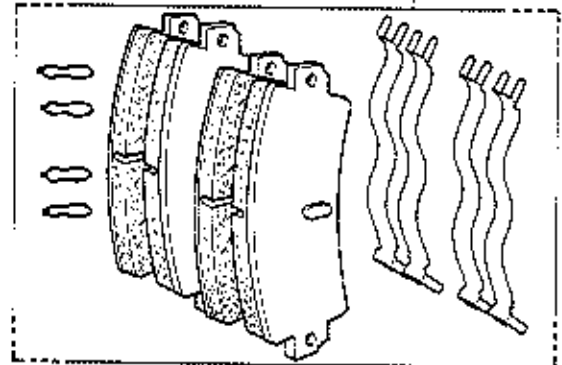
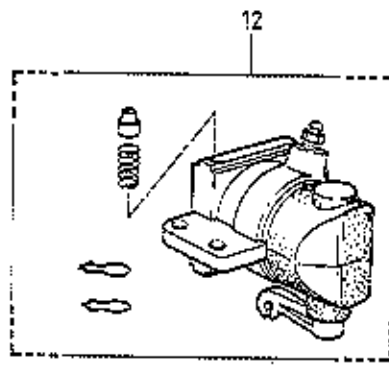
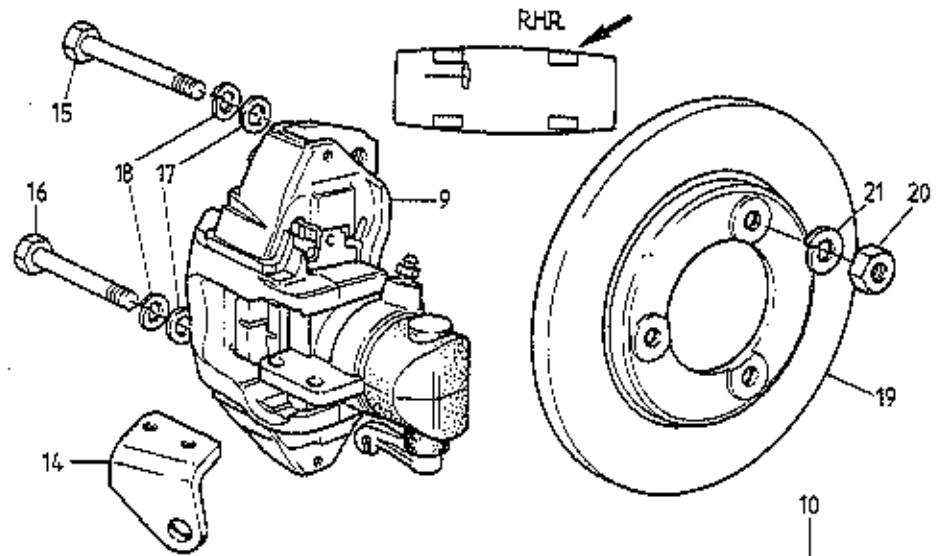
ILLUS. NO.	DESCRIPTION	PART NUMBER	QUANTITY		REMARKS
			PRIOR '85 M.Y.		
33.01A					
23	Disc, Rear Brake Nut, M12, Disc Fixing Washer, Spring, Disc Fixing	A079J4000F A079D6011F A075W4069F		2 6 6	<u>This Page Prior to '85 M.Y.</u> <u>For '85 M.Y. See 33.01B</u>

MAR 1987

d2p17



33.0 ESPRIT S3 (85 M.Y. ON)

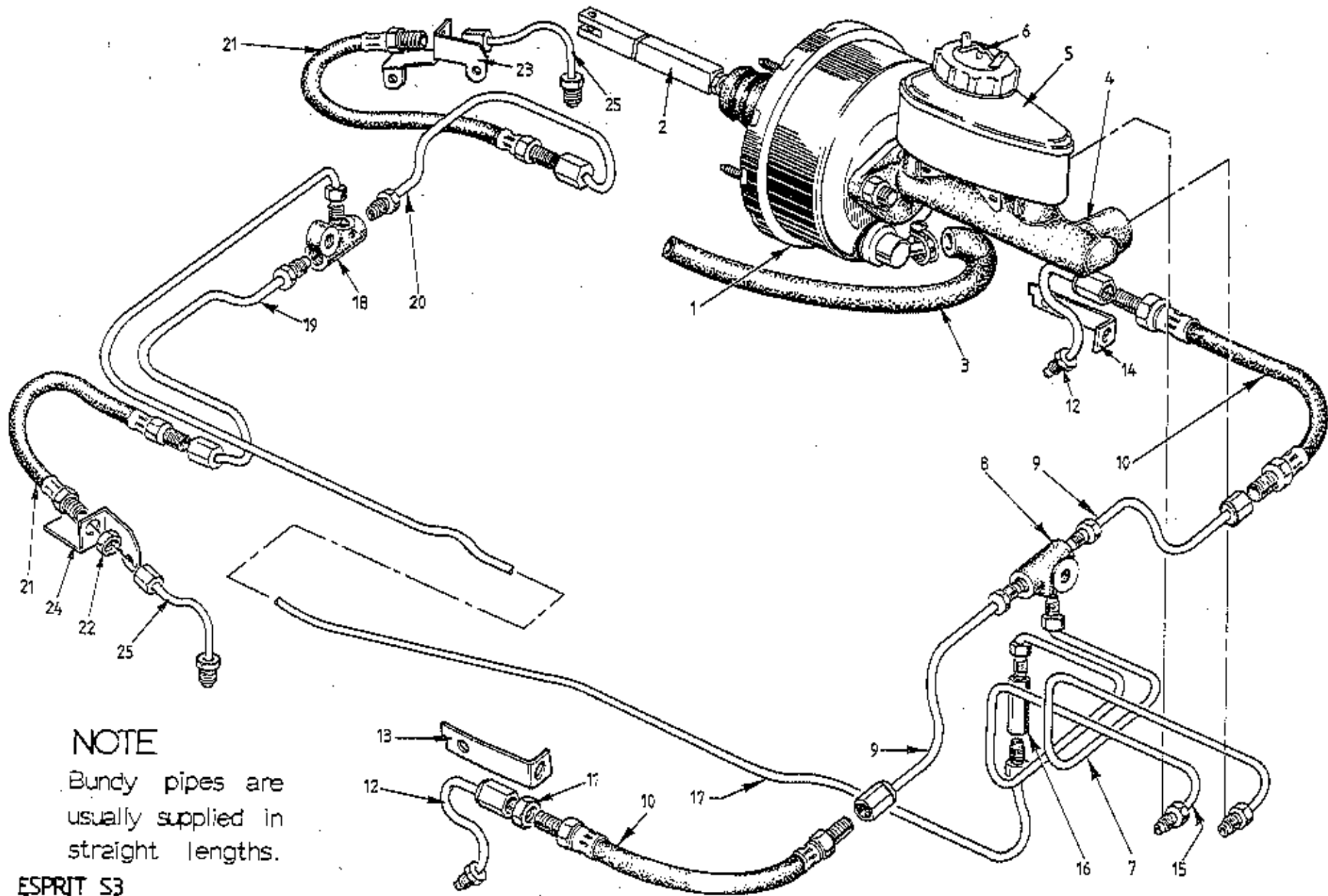


ILLUS. NO.	DESCRIPTION	PART NUMBER	QUANTITY		REMARKS
			'85 M.Y. ON		
33.01B					
					This Page '85 M.Y. Onward For Cars Prior to '85 M.Y. See 33.01A
1	Brake Caliper Assembly, RH Front	A089J8056F	1		Less Brake Pads
	Brake Caliper Assembly, LH Front	A089J8057F	1		Less Brake Pads
2	Pad Set, Including Anti-Rattle Springs	A089J8055F	1		
3	Caliper Repair Kit, Front	A089J8025	1		
4	Bolt, Caliper Swing Release	A089J8068F	2		
5	Bush, Lower, Caliper Sliding	A089J8069F	2		
6	Bleed Nipple, Front Caliper	A089J8026	2		
7	Dust Cap, Bleed Nipple	A089J8C13F	2		
	Bolt, Caliper Fixing	A089J0358F	4		
	Washer, Shakeproof, Caliper Fix	A075W4069F	4		
8	Brake Disc, Front, Ventilated	A089J8014	2		
	Bolt, Brake Disc to Hub	A089C8013	8		
	Washer, Brake Disc to Bolt	A089C8014	8		
9	Brake Caliper Assembly, RH Rear	A082J4132F	1		Includes Brake Pads
	Brake Caliper Assembly, LH Rear	A082J4131F	1		Includes Brake Pads
10	Pad Set, Rear Calipers	A082J6076F	1		Inc. Anti-Rattle Springs & Locking Clips
11	Accessory Kit, Rear Calipers	A082J6078F	1		Inc. Anti-Rattle Springs, Locking Clips Retaining Plates, Springs, Bleed Caps
12	Cylinder Assembly, RH	A082J6080F	1)Inc. Locking Pin & Spring
	Cylinder Assembly, LH	A082J6081F	1)
13	Seal Kit, Rear Caliper	A082J6079F	2		Inc. Piston Seal, Piston Boot, Locking Clips & Grease
14	Abutment, Park Braking Cable, RH	B082J4128F	1		
	Abutment, Parking Brake Cable, LH	B082J4127F	1		
	Setscrew, M8 x 20, Abutment/Caliper	A075W1038Z	4		
	Spring Washer, Abutment/Caliper	A075W4036	4		
15	Bolt, M12 x 85, Caliper Fix, Top	A082J4144F	2		
16	Bolt, M12 x 75, Caliper Fix, Bottom	A082J4145F	2		
17	Washer, Flat, Caliper Fix	A075W4028	4		

Esprit S3 ('85 M.Y. On) 33.01B
Page 1

ILLUS. NO.	DESCRIPTION	PART NUMBER	QUANTITY		REMARKS
			1985 M.Y. ON		
33.01B					
					<u>This Page '85 M.Y. Onward</u> <u>For Cars Prior to '85 M.Y. See 33.01A</u>
18	Washer, Spring, Caliper Fix	A075W4069	4		White Colour Code
19	Brake Disc, Rear	AC82J4L24F	2		
20	Nut, M12, Disc Fixing	A079D6011F	6		
21	Washer, Spring, Disc Fixing	A075W4069F	6		

Esprit S3 ('85 M.Y. On) 33.01B
Page 2



NOTE

Bundy pipes are usually supplied in straight lengths.

ESPRIT S3
33.03A (PRIOR TO '85 MY)

ILLUS. NO.	DESCRIPTION	PART NUMBER	QUANTITY		REMARKS
			LEF	RHD	
33.03A					
					<u>This Page Prior to '85 M.Y.</u> <u>For Cars '85 M.Y. On See 33.03B</u>
1	Servo Assembly, Girling Type 50	A075J6080F	1	1	
2	Push Rod, Brake Pedal to Servo	B079J4037F	1	1	
	Clevis Pin, Pushrod to Pedal	A079W6143F	1	1	
	Spring Clip, Clevis Retaining	A075W6175F	1	1	
	Service Kit, Brake Servo	A075J6033F	1	1	
	Non-Return Valve Kit	A075J6081F	1	1	
	Bracket, Servo to Pedal Box	A079J4036J	1	1	R/B B079J4036J
	Bracket, Servo to Pedal Box	B079J4036J	1	1	
	Spacer, Bracket to Pedal Box	A079J4004K	4	4	
	Nut, Bracket to Pedal Box	A075W3010F	2	2	
	Nut, Servo to Mounting Bracket	A075W3010F	4	4	
3	Hose, Vacuum, Servo to Bundy	EX75J0309K	1	1	
	Grommet, Servo Hose	X036M6289Z	1	1	
	Bundy Pipe, Servo Vacuum	A082J4091F	1	1	
	Hose, Vacuum, Bundy to Manifold	A075J6078V	1m	1m	
	Clip, Vacuum Hose	A079M6132F	4	4	
4	Brake Master Cylinder Assy.	A082J6064F	1	1	Type AS/AS
	Nut, M10, M/Cylinder to Servo	A082J6068J	2	2	
	Washer, M/Cylinder to Servo	A082J6069J	2	2	
5	Reservoir Kit, Master Cylinder	A082J6066F	1	1	
6	Fluid Level Warning Indicator	A079J6035F	1	1	
	Service Kit, Master Cylinder	A082J6065F	1	1	
	Banjo, Master Cylinder to Front Pipe	A082J6061F	1		Where Fitted
	Gasket Banjo	A082J6063F	1		
	Gasket Banjo	A082J6067F	1		
	Bolt, Banjo	A082J6062F	1		
	Grommet, Pipes Thro' Bulkhead	A075L6025F	2	2	
7	Pipe, Front Brake, M/C to 3-Way	A082J4082F	1		
	Pipe, Front Brake, M/C to 3-Way	A082J4083F		1	Esprit S3 (Prior to '85 M.Y.)33.03A Page 1

MAR 1987

A2m20

ILLUS. NO.	DESCRIPTION	PART NUMBER	QUANTITY		REMARKS
			R&D	LED	
33.03A					
					<u>This Page Prior to '85 M.Y.</u> <u>For Cars '85 M.Y. On See 33.03B</u>
8	Union 3-Way, Front	B075J6019Z	1	1	
9	Pipe, Brake, 3-Way to Hose	A079J4068F	2	2	
	Clip, Brake Pipe	A075W6051Z	5	5	
	Screw, Pipe Clip to Chassis	A075W5011Z	5	5	
10	Hose, Front Brake	C075J6015F	2	2	
11	Locknut, Front Brake Hose	A075J6017F	4	4	
	Washer Shakeproof, Front Brake Hose	A075W4049Z	4	4	
12	Pipe, Brake, Hose to Front Caliper	A079J4071F	2	2	
13	Bracket, Caliper Pipe Support, RH	A082J4080K	1	1	
14	Bracket, Pipe/Hose Support LH	A082J4081K	1	1	
15	Pipe, Brake, Rear Feed	A079J4066F	1	1	Master Cylinder to Double Ended Union
	Pipe, Brake, Rear Feed	A079J4072F	1	1	Master Cylinder to Double Ended Union
16	Union, Double Ended	A079J6020F	1	1	
17	Pipe, Double Ended Union to Rear 3-Way	A082J4099F	1	1	
18	Union, 3-Way, Rear	B075J6019Z	1	1	
19	Pipe, Brake, 3-Way to RH Hose	A082J4100F	1	1	
20	Pipe, Brake, 3-Way to LH Hose	C082J4101F	1	1	850 mm
	Pipe, Brake, 3-Way to LH Hose	A082J4150F	1	1	790 mm
	Clip, Brake Pipe	A075W6051Z	3	3	
	Screw, Clip to Chassis	A075W5011Z	3	3	
21	Hose, Rear Brake	B082J6060F	2	2	Replaced by C082J6060F
	Hose, Rear Brake Armoured	C082J6060F	2	2	
22	Locknut, Rear Brake Hose	A075J6017F	4	4	
	Washer, Shakeproof, 10 mm	A075W4049Z	2	2	
23	Bracket, Hose/Pipe to Caliper LH	A082J4095K	1	1	
24	Bracket, Hose/Pipe to Caliper RH	A082J4096K	1	1	
25	Pipe, Brake, Hose to Rear Caliper	A079J4071F	2	2	

This Page Prior to '85 M.Y.
For Cars '85 M.Y. On See 33.03B

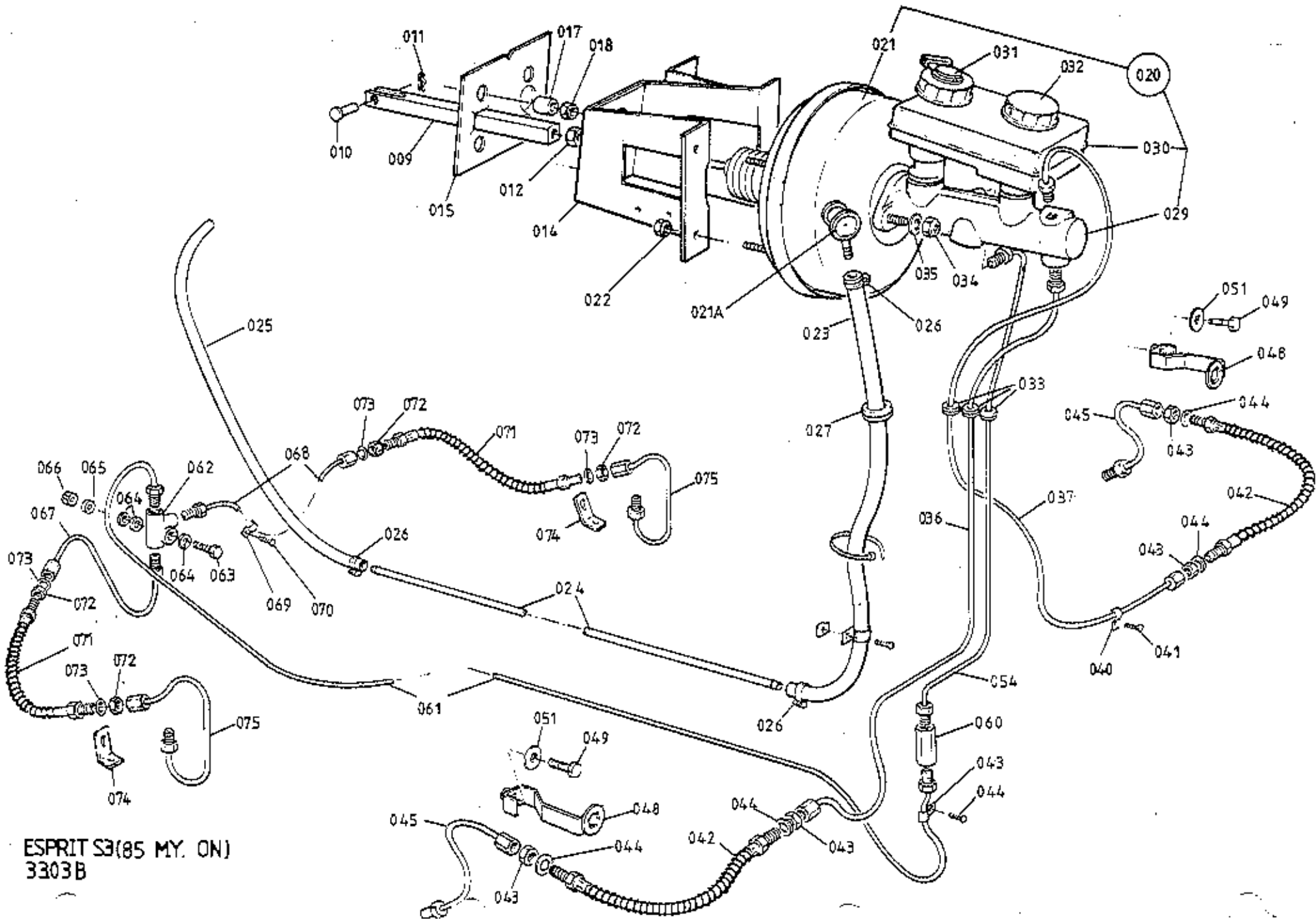
Master Cylinder to Double Ended Union
Master Cylinder to Double Ended Union

850 mm
790 mm

Replaced by C082J6060F

Esprit S3 (Prior '85 M.Y.) 33.03A
Page 2

MAR 1987

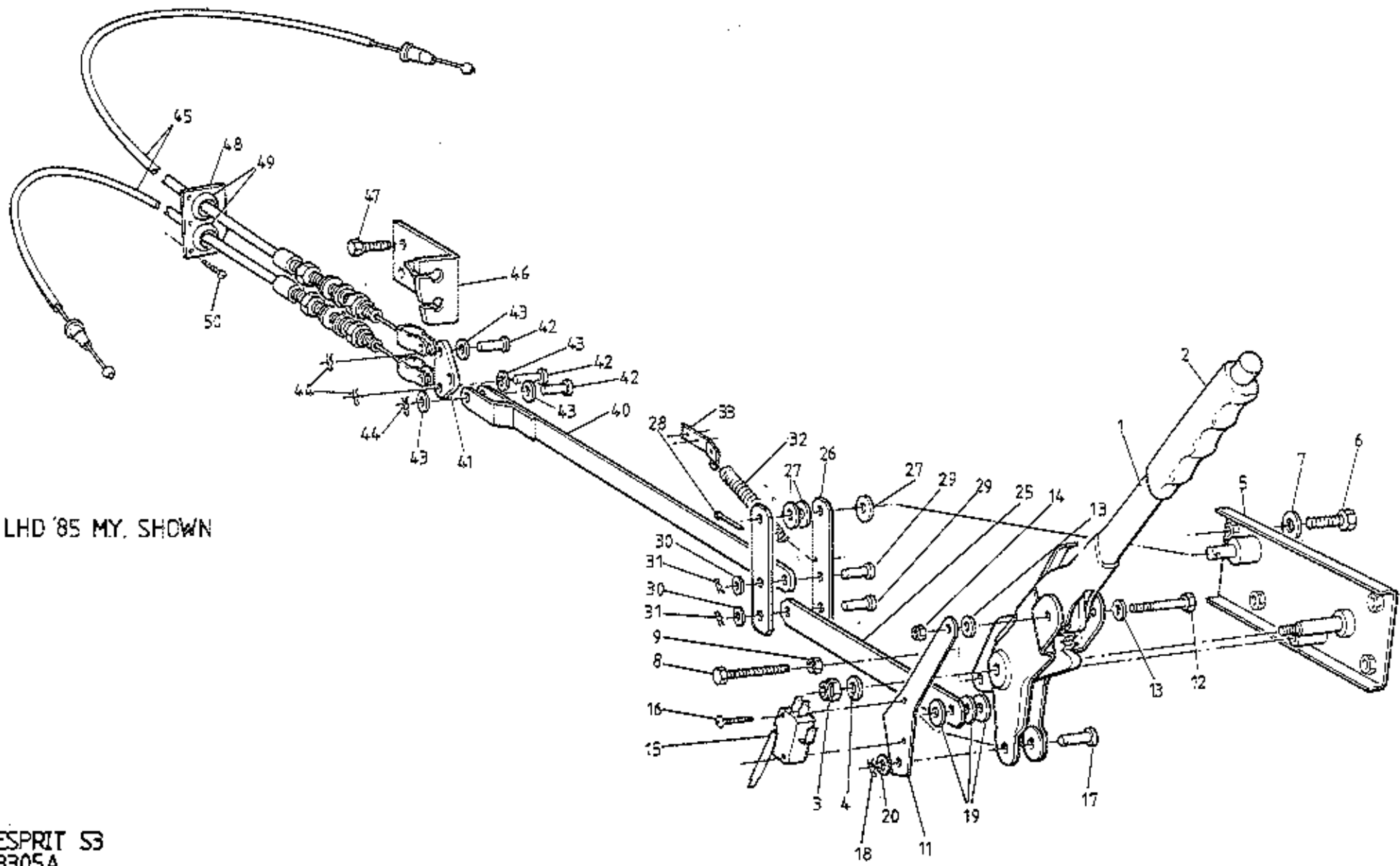


ESPRIT S3(85 MY. ON)
3303B

ILLUS. NO.	DESCRIPTION	PART NUMBER	QUANTITY		REMARKS
			RED	LHD	
33.03B					
009	Pushrod, Brake Pedal to Servo	A082J4139F	1	1	
010	Clevis Pin, Pedal to Pushrod	A079W6143F	1	1	
011	Spring Clip, Clevis Retaining	A075W6175F	1	1	
012	Locknut, Servo Pushrod	A075W3024Z	1	1	
014	Bracket, Servo & Clutch M/Cylinder Mtg.	A082J4143J	1	1	
015	Gasket, Servo Bracket to Body	A082J4156F	1	1	
017	Spacer, Bracket to Pedal Box	A079J4004K	4	4	
018	Nut, Nyloc, M8, Brkt. to Pedal Box	A075W3010F	4	4	
	Washer, Spring, Brkt. to Pedal Box	A075W4036Z	4	4	
020	Servo/Brake Master Cylinder Assy.	A082J4147F	1	1	Inc. Reservoir Low Fluid Switch & Cap
021	Servo Assembly, (Bendix DBA)	A082J4134H	1	1	Inc. N.R.V.
021A	Non Return Valve & Seal	A082J6084F	1	1	
022	Nut, Nyloc, M7, Servo to Bracket	A079F6023F	4	4	
	Washer, Spring, Servo to Bracket	A075W4036Z	4	4	
023	Hose, Vacuum, Servo to Bundy	EX75J0309K	1	1	
024	Bundy Pipe, Servo Vacuum, Thro' Chassis	A082J4091F	1	1	
025	Hose, Vacuum Bundy to Manifold	A075J6078V	1054	1054	mm.
026	Hose Clip, Vac. Hose	A075M6132F	4	4	
027	Grommet, Servo Vac. Hose	X036M6289Z	1	1	
029	Brake Master Cylinder Assy.	A082J4133H	1	1	
030	Reservoir, Brake Master Cylinder	A082J4135H	1	1	
031	Fluid Level Warning Switch (Nivocode)	A082J4136H	1	1	
032	Cap, Filler, Fluid Reservoir	A082J4137H	1	1	
	Repair Kit, Master Cylinder	A082J6082F	1	1	
033	Grommet Pipes Through Body	A075L6025F	3	3	
034	Nut, Nyloc, M8, M/Cylinder to Servo	A075W3010Z	2	2	
035	Washer, Flat, M/Cylinder to Servo	A075W4020Z	2	2	
036	Pipe, Brake, M/Cylinder to RHF Hose	A082J4154F	1	1	
	Pipe, Brake, M/Cylinder to RHF Hose	A082J4152F		1	
037	Pipe, Brake, M/Cylinder to LHF Hose	A082J4155F	1	1	
	Pipe, Brake, M/Cylinder to LHF Hose	A082J4151F		1	

MAR 1987
d2p22

ILLUS. NO.	DESCRIPTION	PART NUMBER	QUANTITY		REMARKS
			RHD	LHD	
33.03B					
040	Clip, Brake Pipe to Chassis	A075W6051Z	5	5	
041	Screw, Pipe Clip to Chassis	A075W5011Z	5	5	
042	Hose, Front Brake	B089J6012F	2	2	
043	Locknut, Front Brake Hose	A075J6017F	4	4	
044	Washer, Shakeproof, Brake Hose	A075W4049Z	4	4	
045	Pipe, Brake Hose to Front Caliper	A089J0338F	2	2	
048	Bracket, Pipe/Hose Support	A089J0350F	2	2	
049	Setscrew, M6 x 20, Brkt. to Caliper	A075W1030F	2	2	R/B A082W7041F
	Screw, Socket Head, M6 x 20	A082W7041F	2	2	
051	Washer, Flat, Brkt. to Caliper	A075W4016F	2	2	
	Washer, Shakeproof, Brkt. to Caliper	A075W4046F	2	2	
	Nut, M6, Brkt. to Caliper	A075W9017F	2	2	
054	Pipe, Rear Brake M/Cyl. to D/E Union	A079J4066F	1		
	Pipe, Rear Brake, M/Cyl. to D/E Union	A079J4072F		1	
060	Union, Double Ended	A079J6020F	1	1	
061	Pipe, Rear Brake, D/E Union to 3-Way	A082J4099F	1	1	
062	Union, 3-Way, Rear	B075J6019Z	1	1	
063	Bolt, M6 x 40, 3-Way Union to Chassis	A075W2030F	1	1	
064	Washer, Spacer, 3-Way Union	A075W4014F	3	3	
065	Washer, Flat, Union Fix	A075W4013F	1	1	
066	Nut, Nyloc, M6, Union Fix	A075W3009F	1	1	
067	Pipe, Brake, 3-Way to RHR Hose	A082J4100F	1	1	
068	Pipe, Brake, 3-Way to LHR Hose	C082J4101F	1	1	
069	Clip, Brake Pipe to Chassis	A075W6051Z	3	3	
070	Screw, Pipe Clip to Chassis	A075W5011Z	3	3	
071	Hose, Rear Brake	C082J6060F	2	2	
072	Locknut, Rear Brake Hose	A075J6017F	4	4	
073	Washer, Shakeproof, Brake Hose	A075W4049Z	4	4	
074	Bracket, Rear Hose to Caliper	A082J4149F	2	2	
075	Pipe, Brake, Rear hose to Caliper	A082J4148F	2	2	



LHD '85 MY. SHOWN

ESPRIT S3
3305A

ILLUS.
NO.

33.05A

DESCRIPTION

PART NUMBER

QUANTITY

PRIOR
'85 MY1985
M.Y. ON

REMARKS

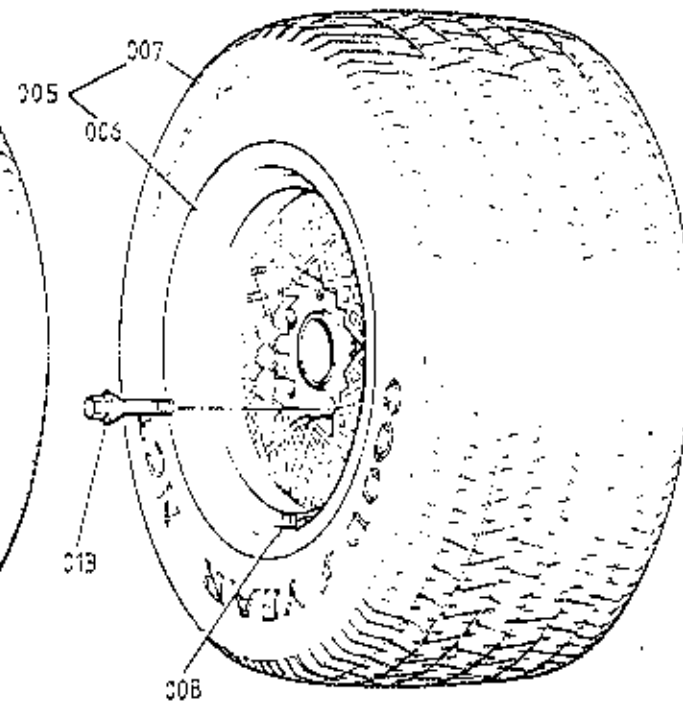
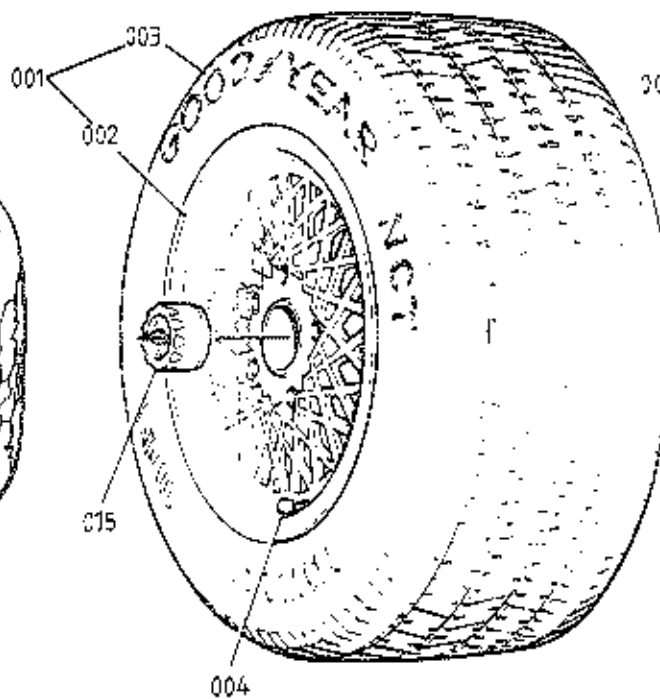
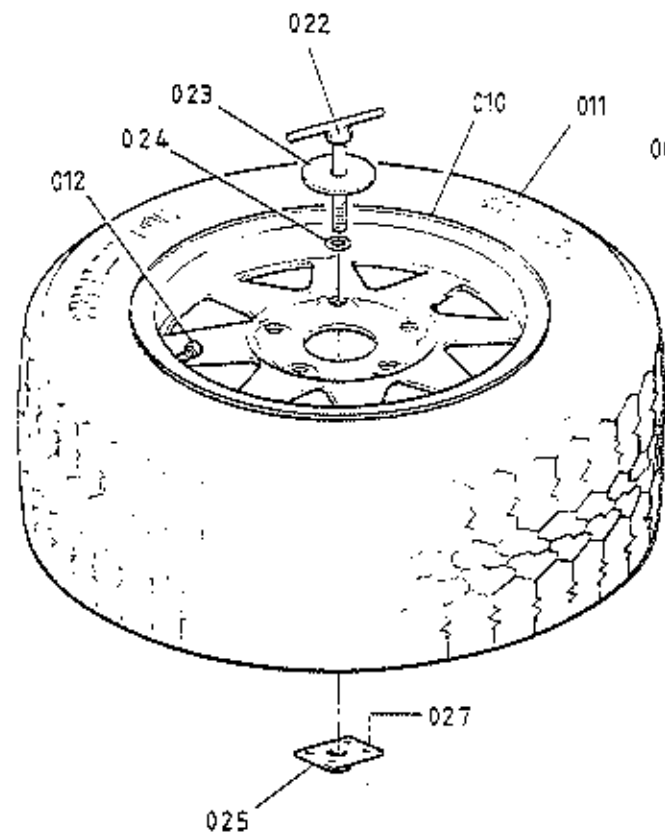
Multiplier Lever Introduced at VIN
85 D 1695. 85 - 0531

	Handbrake Lever Assembly	A079J6000F	1		Without Multiplier
	Handbrake Lever Assembly	A082J6071	1		With Multiplier
1	Handbrake Lever Assembly	A082J4157		1	'Fold Down' Type
2	Grip, Handbrake Lever	A079J6050F	1	1	
	Nut, Nyloc, M10, Lever Pivot	A075W3011F	1) As Fitted
3	Nut, Nyloc, M8, Lever Pivot	A075W3010F	1	1)
	Washer, Flat, 10mm, Lever Pivot	A075W4023F	1		>
4	Washer, Flat, 8mm, Lever Pivot	A075W4019F	1	1	> As Fitted
	Mounting Plate, Handbrake Lever	E079U4216K	1		RED) Without Multiplier
	Mounting Plate, Handbrake Lever	E079U4319K	1		LHD)
	Mounting Plate, Handbrake Lever	C082B4478J	1	1	RHD > With Multiplier
5	Mounting Plate, Handbrake Lever	C082B4479J	1	1	LHD >
	Setscrew, Mounting Plate to Sill	A075W1038Z	3		Without Multiplier
6	Setscrew, Mounting Plate to Sill	A075W1039Z	4	4	With Multiplier
	Washer, Mounting Plate to Sill	A075W4002Z	3		Without Multiplier
7	Washer, Large O/D, Mtg. Plate to Sill	A075W4022	4	4	With Multiplier
8	Setscrew, M6 x 30, Ratchet Fixing	A075W1032Z	1	1	Also Operates Handbrake Switch
9	Nut, M6, Ratchet Fixing	A075W3020Z	1	1	
	Washer, Spring, Ratchet Fixing	A075W4035Z	1	1	
11	Mounting Bracket, Handbrake Microswitch	A082U4909F	1	1	
12	Setscrew, M6 x 30, Switch Brkt. Fix	A075W1032	1	1	
13	Washer, Flat Switch Brkt. Fix	A075W4013	2	2	
14	Nut, Nyloc, M6, Switch Brkt. Fix	A075W3009	1	1	
15	Microswitch, Handbrake Tell-tale	E075M6084Z	1	1	
16	Screw, S/T, Switch to Bracket	A075W5027Z	2	2)
	Screw, M3 x 16, Switch to Bracket	A082W5110F	2	2) as required
	Nut, Nyloc, M3, Switch to Bracket	A079W3060F	2	2)
17	Clevis Pin, Handbrake to Link/Act. Rod	A079W5026F	1	1	
18	Spring Clip, Clevis Retaining	A079W5175F	1	1	
19	Washer, Handbrake Clevis	A075W4016F	3	3	
20	Washer, Clevis Spring Clip	A075W4015F	1	1	

Esprit S3 33.05A
Page 1MAR 1987
d2p24

ILLUS. NO.	DESCRIPTION	PART NUMBER	QUANTITY		REMARKS
			PRIOR '85 MY	1985 M.Y.ON	
33.05A					<u>Multiplier Lever Introduced at VIN 85 D 1695, 85 - 0531</u>
25	Link, Handbrake to Multiplier	A082J4122K	1	1)
	Multiplier Lever	A082J4121K	2)
26	Multiplier Lever	B082J4121K		2)
27	Washer, Multiplier Lever Pivot	A075W4024Z	3	3)
28	Split Pin, Multiplier Lever Pivot	A075W6009Z	1	1)With Multiplier
29	Clevis Pin, Multiplier Lever	A075W6031Z	2	2)
30	Washer, Multiplier Clevis	A075W4015Z	2	2)
31	'R' Pin, Clevis Retaining	A075W6175Z	2	2)
32	Spring, Lever Return	A082J6075F		1	
33	Anchor Bracket, Return Spring	A082J4159F		1	
	Pop Rivet, Anchor Bracket to Body	A075W6090Z		2	
	Actuating Rod, Handbrake Lever/Compensator	B079J4024F	1		Without Multiplier
40	Actuating Rod, Multiplier/Compensator	A082J4120F	1	1	With Multiplier
41	Compensator, H/Brake Cables	A079J4023F	1	1	
42	Clevis Pin, Compensator	A075W6033F	3	3	
43	Washer, Clevis Pin	A075W4020F	3	3	
44	Spring Clip, Clevis Retaining	A075W6175F	3	3	
	Cable, Handbrake	A082J6056F	2		
45	Cable, Handbrake	A082J4138F		2	
	Abutment, Handbrake Cable, Forward	E079J4021F	1	1	RHD
46	Abutment, Handbrake Cable, Forward	E079J4022F	1	1	LHD
47	Setscrew, M8 x 25, Abutment to Body	A075W1039F	2	2	
	Washer, Spring, Abutment to Body	A075W4036F	2	2	
48	Grommet Plate, Handbrake Cables	A079U4483F	2	2	
49	Grommet, Handbrake Cable	A075U6043Z	4	4	
50	Screw, Grommet Plate Fix	A075W5015Z	8	8	
	Cable Tie, Handbrake Cable	A082W5286F		3	Used if no chassis tags fitted

Esprit S3 33.05A
Page 2



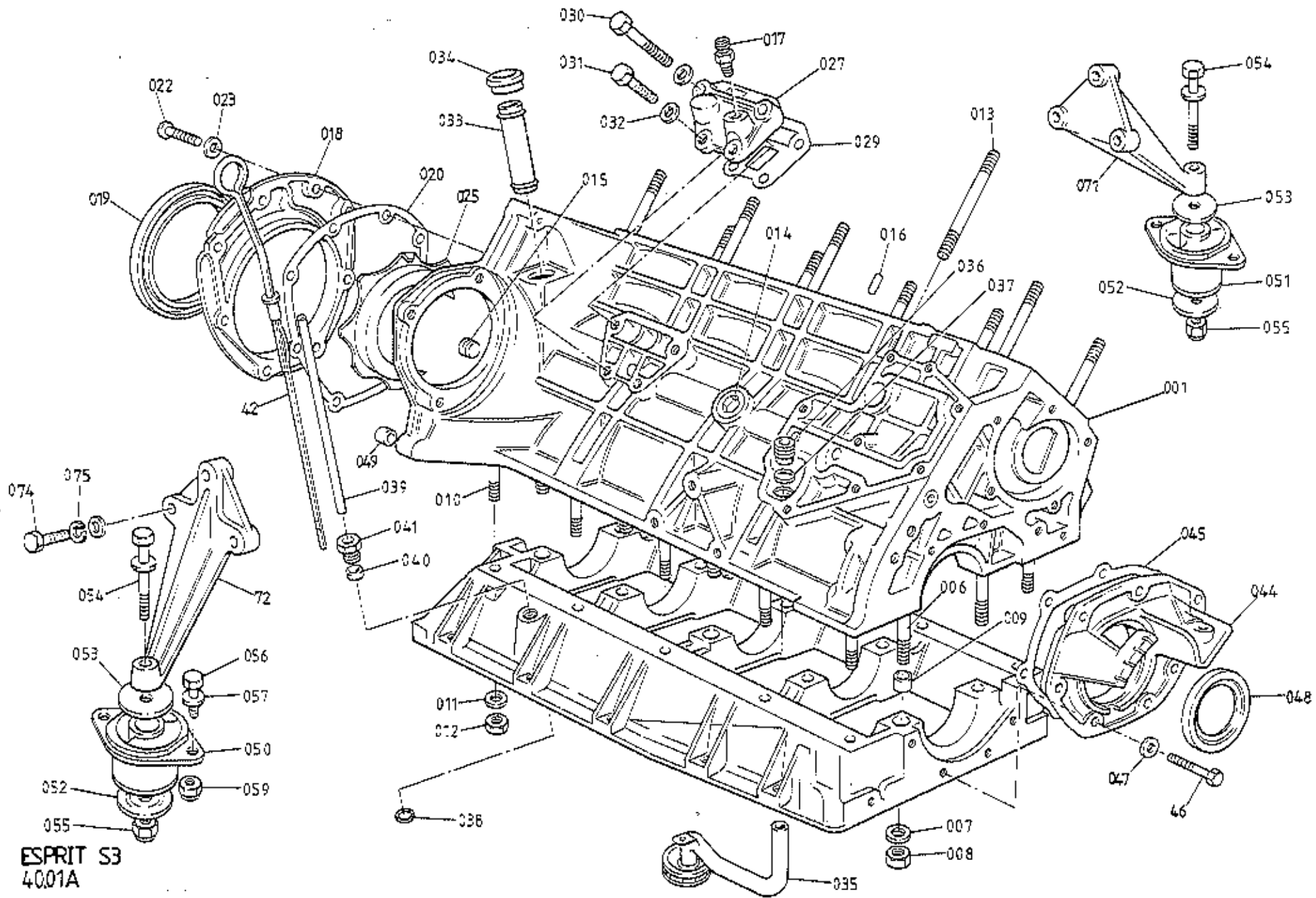
ESPRIT S3
3401A

ILLUS. NO.	DESCRIPTION	PART NUMBER	QUANTITY		REMARKS
			PRIOR '85 MY	1985 M.Y.ON	
34.01A	Road Wheel & Tyre Assembly, Front	B085G4055F	2)
	Road Wheel, Front	C084G0056E	2)
	Tyre, Front, 205/60 VR14, Goodyear	A083G0061H	2)
	Road Wheel and Tyre Assembly, Rear	B085G4056H	2)
	Road Wheel, Rear	A082G4032H	2)
	Tyre, Rear, 205/70 VR14 Goodyear	A085G4054H	2) Speedline Wheels
	Valve, Tyre,	B085G6024H	4)
	Badge, Wheel Centre	A079G4006F	4)
	Spring Ring, Badge Retaining	A079G6012F	4)
	Wheel Nut	A079G6011F	16)
	Wheel and Tyre Assembly, Spare	A082G4044F	1)
	Wheel, Spare	A082G4033H	1)
	Tyre, Spare, 175/70 SR14 Goodyear	A082G6019E	1)
	Valve, Tyre, Spare Wheel	A085G6025H	1)
001	Road Wheel & Tyre Assembly, Front	B082G4050F	2		>
	Road Wheel & Tyre Assembly, Front	A082G4059F		2	>
002	Road Wheel, Front	A082G6020H	2	2	>
003	Tyre, Front, 195/60 VR15 Goodyear NCT	A082G4038H	2		>
	Tyre, Front, 195/60 VR15 Goodyear NCT	A082G4060H		2	>
004	Valve, Front Tyre	B085G6024H	2	2	>
005	Road Wheel & Tyre Assembly, Rear	A082G4058F	2		> BBS Wheels
	Road Wheel & Tyre Assembly, Rear	A082G4061F		2	>
006	Road Wheel	A082G6021H	2	2	>
007	Tyre, Rear, 235/60 VR15 Goodyear NCT	A082G4057H	2		>
	Tyre, Rear, 235/60 VR15 Goodyear NCT	A082G4062H		2	>
008	Valve, Rear Tyre	B085G6024H	2	2	>
009	Wheel & Tyre Assembly, Spare	A082G4046F	1	1	>R/B A082G6029F
	Wheel & Tyre Assembly, Spare	A082G6029F		1	
010	Wheel, Spare	A082G4045H	1	1	>R/B A082G6028H
	Wheel, Spare	A082G6028H		1	

ILLUS. NO.	DESCRIPTION	PART NUMBER	QUANTITY		REMARKS
			PRIOR 85 M.Y.	1985 M.Y. ON	
34.01A					
011	Tyre, Spare, 175/70 SRL4, Goodyear	A082G6019H	1	1) BBS Wheels
012	Valve, Spare Tyre	A085G6025H	1	1	
013	Wheel Bolt	A082G6023F	20	20	
014	Finisher, Wheel Centre (With 'Old' Badge)	A082G4053J	4	4	
	Finisher, Wheel Centre (With 'New' Badge)	A085G4063J	4	4)
022	Clamp Bolt, Spare Wheel Securing	C082U4763K	1	1	
023	Clamp Plate	AD75U0492Z	1	1	
024	'O' Ring, Clamp Bolt	A912E6398F	1	1	
025	Tapping Plate, Clamp Bolt	A079U4341K	1	1	
027	Pop Rivet, Tapping Plate to Body	A075W6068F	4	4	

MAR 1987

82027



ESPRIT S3
40.01A

ILLUS. NO.	DESCRIPTION	PART NUMBER	QUANTITY		REMARKS
			STD. ENGINE	H.C. ENGINE	
40.01A					
					* 'H.C.' ENGINE INTRODUCED FEB. '87 @ VIN 85 D 2427, 85 - 0724
001	Cylinder Block & Main Bearing Housing	B912E0750J	1)Inc. items up to 012. Uses Nut & Oliv)Type Dipstick Tube Fitting.
	Cylinder Block & Main Bearing Housing	A910E9195J		1	
006	Stud, M12, Block to MBH	A907E0225Z	10	10	
007	Washer, Flat, Block to MBH	A907E0031Z	10	10	
008	Nut, M12, Block to MBH	A075W3025Z	10	10	
009	Ring Dowel, Block to MBH	A911E0320F	10	10	
010	Stud, M8, Block to MBH	A907E0226Z	10	10	
011	Washer, Flat, Block to MBH	A075W4020Z	10	10	
012	Nut, M8, Block to MBH	A075W3021Z	10	10	
013	Stud, M12, Cylinder Head to Block	A907E0224Z	10	10	
014	Plug, 1" NPTF, Cylinder Block	A907E0528Z	2	2	Centre Right, Oil Gallery. Rear Left, Water Jacket
015	Plug, 1/4" BSP, Oil Gallery	A907E6063Z	1	1	
016	Spiral Pin, Cylinder Head to Block	A907E6007Z	2	2	
017	Union, Oil Pressure Gauge Take-Off	A907E0625Z	1	1	
018	Housing, Rear Crank Seal	A907E0599Y	1		R/B C907E0599Y
	Housing, Rear Crank Seal	C907E0599Y	1	1	
019	Seal, Crankshaft Rear (Red)	A907E0631Z	1	1	R/B A912E2334F
	Seal, Crankshaft Rear (Black)	A912E2334F	1	1	
020	Gasket, Rear Seal Housing	A907E0671Z	1	1	
	Setscrew, M6 x 25, Rear Housing/Block	A075W1031F	4		R/B A075W7016Z
	Washer, Flat, Rear Housing/Block	A075W4013Z	4		R/B A075W4065Z
022	Button Head Screw, Housing/Block & MBH	A075W7016Z	8	8	
023	Washer, Thin, Housing/Block & MBH	A075W4065Z	8	8	
025	Sprayshield	B907E0662Z	1	1	
027	Cover, Oil Gallery	B910E1400K	1		
	Cover, Oil Gallery	A912E2342K		1	
	Switch, Low Oil Pressure, Oil Gallery Cover	A910E5866F		1	
029	Gasket, Oil Gallery	A907E0438Z	1	1	
030	Bolt, M8 x 35, Oil Gallery Cover	A075W1041Z	2	2	
031	Setscrew, M8 x 20, Oil Gallery Cover	A075W1038Z	2	2	
032	Washer, Flat, Oil Gallery Cover	A075W4020Z	4	4	
					Esprit S3 40.01A Page 1

ILLUS. NO.	DESCRIPTION	PART NUMBER	QUANTITY		REMARKS
			ALL		
40.01A					
033	Spout, Crankcase Breather	B907E0626Z	1		
034	Bush, Breather Spout	A907E0659Z	1		
035	Pipe, Oil Pick Up	A907E0624Z	1		
036	Union, Oil Pick Up/Feed Pipe	A907E0605Z	1		
037	Olive, Compression, Oil Pipe	A907E0606Z	1		
038	'O' Ring, Dipstick Tube	A912E6398F	1		
039	Tube, Dipstick	A912E0633F	1		
040	Olive, Compression, Dipstick Tube	A911E6349F	1) Earlier cars used 'press in' dipstick) tube fitting
041	Tube Nut, Dipstick Tube	A911E6378F	1		
042	Dipstick, Blue Handle	C907E0632Z	1		
044	Front Cover	A907E1230F	1		
045	Gasket, Front Cover	A907E0245Z	1		
046	Setscrew, M6 x 25, Front Cover	A075W1031Z	7		
047	Washer, Flat, Front Cover	A075W4013Z	7		
048	Seal, Crankshaft Front	B907E6010F	1		
049	Dowel, Engine to Clutch Housing	A907E6181Z	2		
050	Mounting Rubber, Engine, RH, Blue	B085E6008F	1		
051	Mounting Rubber, Engine, LH, Pink	B085E6009F	1		
052	Buffer Washer, Lower	A085E6010F	2		
053	Buffer Washer, Upper	A085E6011F	2		
054	Bolt, M12 x 100, Rubber to Mtg. Brkt.	A079W2072F	2		
055	Nut, Nyloc, M12, Rubber to Mtg. Brkt.	A075W3012F	2		
056	Setscrew, M8 x 20, Rubber/Chassis	A075W1038F	4		
057	Washer, Flat	A075W4020P	6		
	Washer, Spring	A075W4036P	2		
059	Nut, Nyloc, M8	A075W3010F	2		

MAR 1987

d2p29

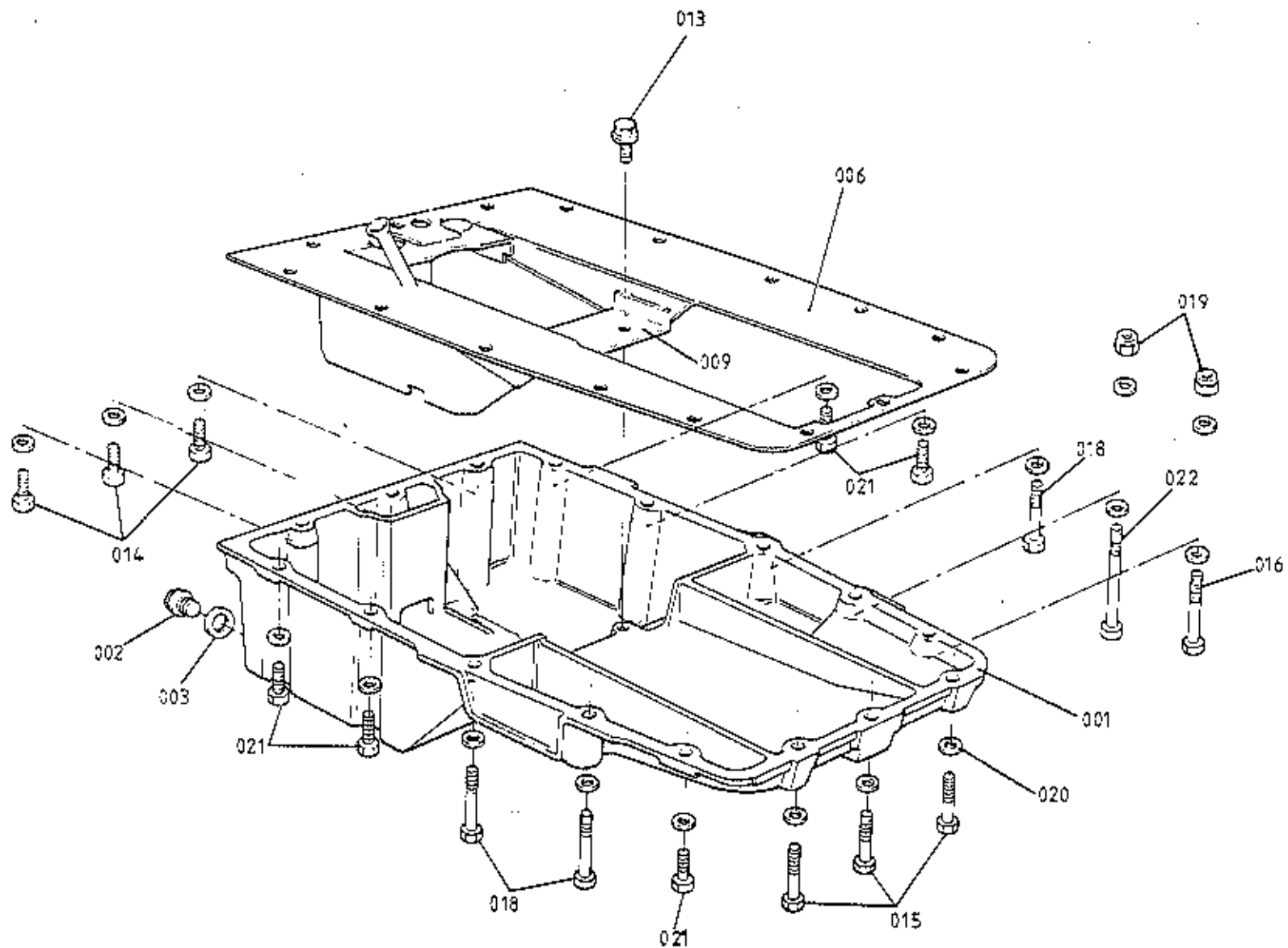
Esprit S3 40.01A
Page 2

ILLUS. NO.	DESCRIPTION	PART NUMBER	QUANTITY		REMARKS
			STD. ENGINE	'H.C.' ENGINE	
40.01A					
071	Mounting Bracket, Engine, LH	A082E4079K	1	1	
	Mounting Bracket, Engine, RH, With Relay Lever Pivot	A082E4078K	1	1	For Use With 0.86:1 Ratio Gear Change Relay Lever.
	Mounting Bracket, Engine, RH, With Relay Lever Pivot (inc. Bush)	A912E9022J	1	1	For Use With 1:1 Ratio Gear Change Relay Lever
072	Bush, Gear Change Relay Lever Pivot	A912E6593F	1	1	For Use With Mtg. Brkt. A912E9022J
	Mounting Bracket, Engine, RH, Without Relay Lever Pivot	B082E4078K	1	1	
074	Bolt, M8 x 40, Bracket to Engine	A075W2039D	6		R/B A082W7053F
	Setscrew, Cap Head, M8 x 35, Brkt. to Engine	A082W7053F	6	6	
075	Washer, Spring, Bracket to Engine	A075W4036Z	6	6	
	Edge Finisher, Engine Mounting Bracket	C082U4775F	40mm	40mm	For use with Mounting Bracket B082E4078K

MAR 1987

d2p30

Esprit S3 40.01A
Page 3



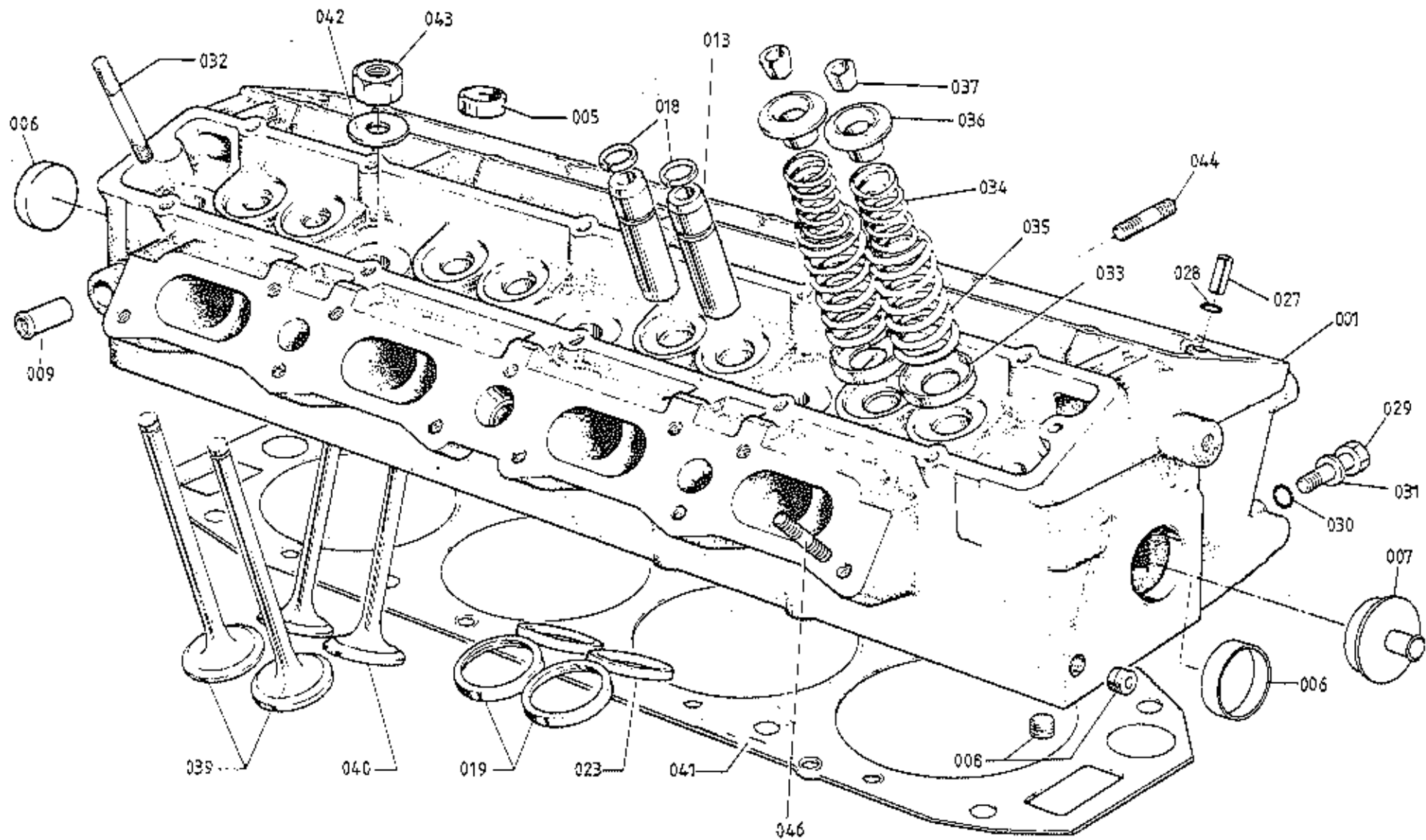
ESPRIT S3
4003A

ILLUS. NO.	DESCRIPTION	PART NUMBER	QUANTITY		REMARKS
			ALL		
40.03A					
001	Oil Sump	D912E0623K	1		
002	Plug, Sump Drain	A036R6014Z	1		
003	Washer, Sump Plug	A075W4055Z	1		
006	Baffle, Sump	B912E0929J	1		
013	Screw, Baffle to Sump	A912E6399F	2		
014	Setscrew, M8 x 25, Sump to MEH	A075W1039Z	3		
015	Bolt, M8 x 45, Sump to MEH	A075W2040Z	3		
016	Bolt, M8 x 65, Sump to MEH	A075W2044Z	1		
018	Bolt, M8 x 50, Sump to MEH	A075W2041Z	3		
019	Nut, Nyloc, M8, Sump to MEH	A075W3010Z	2		
020	Washer, Flat, Sump to MEH	A075W4020Z	18		
021	Bolt, M8 x 30, Sump to MEH	A075W1040Z	5		
022	Bolt, M8 x 80, Sump to MEH	A075W2045Z	1		

Esprit S3 40.03A

MAR 1987

d2p31



ESPRIT S3
4005A

ILLUS. NO.	DESCRIPTION	PART NUMBER	QUANTITY		REMARKS
			STD. ENGINE	H.C. ENGINE	
40.05A					
001	Cylinder Head Assembly	A907E0703J	1) Includes Items Up To & Inc. 023)
	Cylinder Head Assembly	A912E9056J		1	
005	Core Plug, Small	A907E6038F	6	6	
006	Core Plug, Large, Front & Rear	A907E6039Z	2	1	
007	Adaptor, Water Outlet	A910E1845K		1	
008	Plug, 1/8" BSP, Socket	A907E6023Z	2	2	
009	Pipe, Heater Take-Off	A907E0486Z	1	1	
013	Valve Guide, O/D Std.	E907E0315Y))	
	Valve Guide, O/D + 0.001"	C907E0315Y)16)16	
	Valve Guide, O/D + 0.002"	D907E0315Y))	
	Valve Guide, O/D + 0.005"	E907E0315Y))	
018	Circlip, Valve Guide	A907E6037Z	16	16	
019	Insert, Valve Seat, Inlet Valve O/D Std.	B907E0312Y)		
	Insert, Valve Seat, Inlet Valve O/D + 0.001"	C907E0312Y) 8		
	Insert, Valve Seat, Inlet Valve O/D + 0.002"	D907E0312Y)		
	Insert, Valve Seat, Inlet Valve O/D + 0.005"	E907E0312Y)		
	Insert, Valve Seat, Inlet Valve O/D Std.	A912E2010F)	
	Insert, Valve Seat, Inlet Valve O/D + 0.001"	A912E2011F) 8	
	Insert, Valve Seat, Inlet Valve O/D + 0.002"	A912E2012F)	
	Insert, Valve Seat, Inlet Valve O/D + 0.005"	A912E2013F)	
023	Insert, Valve Seat, Exhaust Valve O/D Std.	B907E0313Y	>	>	
	Insert, Valve Seat, Exhaust Valve O/D + 0.001"	C907E0313Y	> 8	> 8	
	Insert, Valve Seat, Exhaust Valve O/D + 0.002"	D907E0313Y	>	>	
	Insert, Valve Seat, Exhaust Valve O/D + 0.005"	E907E0313Y	>	>	
027	Roll Pin, Cyl. Head to Cam Hsg.	A075W5097Z	2	2	
028	'O' Ring, Roll Pin	A907E6202Z	2	2	
029	Setscrew, Oil Gallery Plug	A075W1036Z	1	1	
030	'O' Ring, Oil Gallery Plug	A907E6202Z	1	1	
031	Washer, Flat, Oil Gallery Plug	A075W4020Z	1	1	

MAR 1987

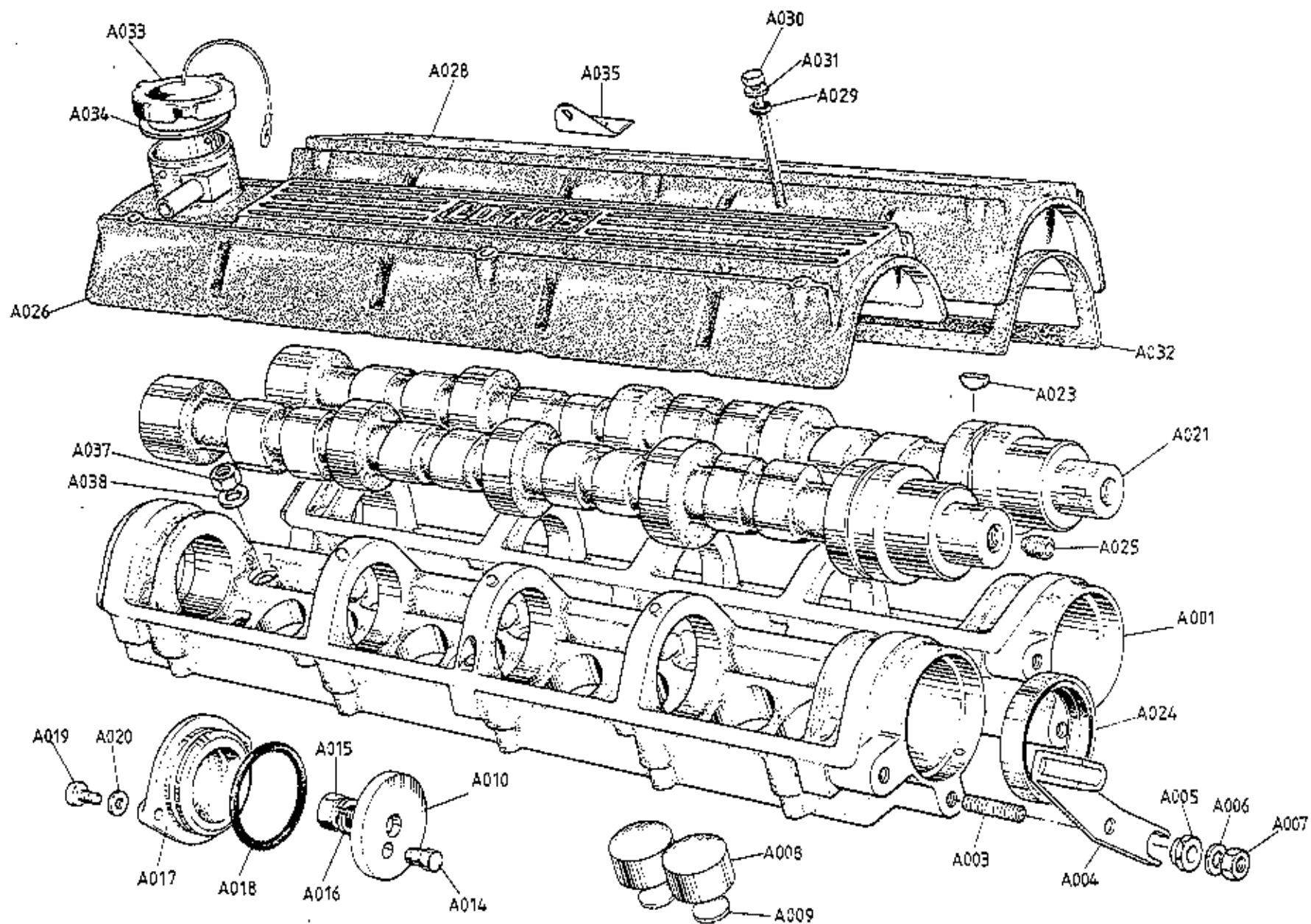
d2p32

Esprit S3 40.05A
Page 1

ILLUS. NO.	DESCRIPTION	PART NUMBER	QUANTITY		REMARKS
			STD. ENGINE	E.C. ENGINE	
40.05A					
032	Stud, M8, Cam Hsg. to Head	B907E0227Z	20		Prior to Eng. No. 22891 (Jan 86) Engine No. 22891 on
	Stud, M8, Cam Housing to Head	A911E0227Z	4	4	
033	Seat, Valve Spring	A907E0316Z	16	16	
034	Spring, Valve, Inner	A912E0023F	16	16	
035	Spring, Valve, Outer	A912E0022F	16	16	
036	Retainer, Valve Spring	A912E0021F	16	16	
037	Collet, Inlet Valve	A907E6040Z	32	32	
039	Valve, Inlet	A912E0019F	8	8	
040	Valve, Exhaust	A912E0020F	8	8	
041	Gasket, Cylinder Head	B907E0026Z)		Standard)
	Gasket, Cylinder Head	B911E1291F) 1		One extra lamination) Selective
	Gasket, Cylinder Head	B911E1292F)		Two extra lamination)
	Gasket, Cylinder Head	B907E0026Z		1	
042	Washer, Cylinder Head to Block	A907E0031Z	10	10	
043	Nut, M12, Cylinder Head to Block	A075W3025Z	10	10	
044	Stud, Exhaust Manifold to Head	C907E0635F	12	12	
046	Stud, Inlet Manifold to Head	A907E1027K	9	9	

MAR 1987

d2p33



ESPRIT S3 (Prior to Eng. No. 22891)
 4007A

ILLUS. NO.	DESCRIPTION	PART NUMBER	QUANTITY		REMARKS
			PRIOR 22891		
40.07A					
A001	Camshaft Housing	B907E0302K X	2		
A003	Stud, Belt Snubber	A907E1027F	2		
A004	Snubber, Inlet Camshaft Pulley	A907E1107F	1		
A005	Eccentric Adjuster Belt Snubber	A907E1108F	1		
A006	Washer, Snubber Fixing	A075W4020Z	2		
A007	Nut, Snubber Fixing	A075W3021Z	2		
A008	Tappet	X026E0024Z	16		
A009	Shim, Tappet See 40.07A Page 3				
A010	Thrust Washer, 0.173 - 0.175"	A907E0619Z))	
	Thrust Washer, 0.175 - 0.177"	A907E0620Z))	
	Thrust Washer, 0.177 - 0.179"	A907E0621Z)2)	Camshaft endfloat control
	Thrust Washer, 0.179 - 0.181"	A907E0622Z))	
A014	Dowel, Thrust Washer to Camshaft	A907E0476Z	2		
A015	Setscrew, M10, T/Washer to Camshaft	A075W1046Z	2		
A016	Spring Washer, T/Washer to Camshaft	A075W4037Z	2		
A017	Rear Cover, Camshaft Housing	A907E0090Z	2		
A018	'O' Ring, Rear Cover	A907E6027Z	2		
A019	Setscrew, M6, Rear Cover Fix	A075W1030Z	4		
A020	Washer, Rear Cover Fix	A075W4013Z	4		
A021	Camshaft (type '107')	A912E0107F	2		Ident. ahead of front journal 777....
A023	Woodruff Key, Camshaft Pulley	A907E6025Z	2		
A024	Oil Seal, Camshaft Front	B907E6042F	2		
A025	Blanking Plug, Camshaft Front	A907E6069F	2		
A026	Cam Cover, Inlet	C907E0300Y	1		
A027	Rivet, Oil Filler Cap Retaining	B026E0084H	2		
A028	Cam Cover, Exhaust	A907E0301Y	1		
A029	Sealing Washer, Cam Cover Screw	A074E6009Z	12		
A030	Screw, Cam Cover to Housing	A075W2099Z	12		
A031	Washer, Flat, Cam Cover Screw	A075W4013Z	12		
A032	Gasket, Cam Cover	B907E0001Z	2		

MAR 1987

d2p34

Esprit S3 (Prior Eng. No. 22891) 40.07A
Page 1

ILLUS. NO.	DESCRIPTION	PART NUMBER	QUANTITY		REMARKS
			PRIOR 22891		
40.07A					
A033	Cap, Oil Filler	A026E0415Z	1		
A034	Gasket, Oil Filler Cap	A026E0325Z	1		
A035	Bracket, Throttle Cable Anchor	A907E0516Z	1		
A037	Nut, M8, Cam Housing to Head	A075W3021Z	20		
A038	Washer, Flat, Cam Housing to Head	A075W4020Z	20		

MAR 1987

d2p35

40.07A

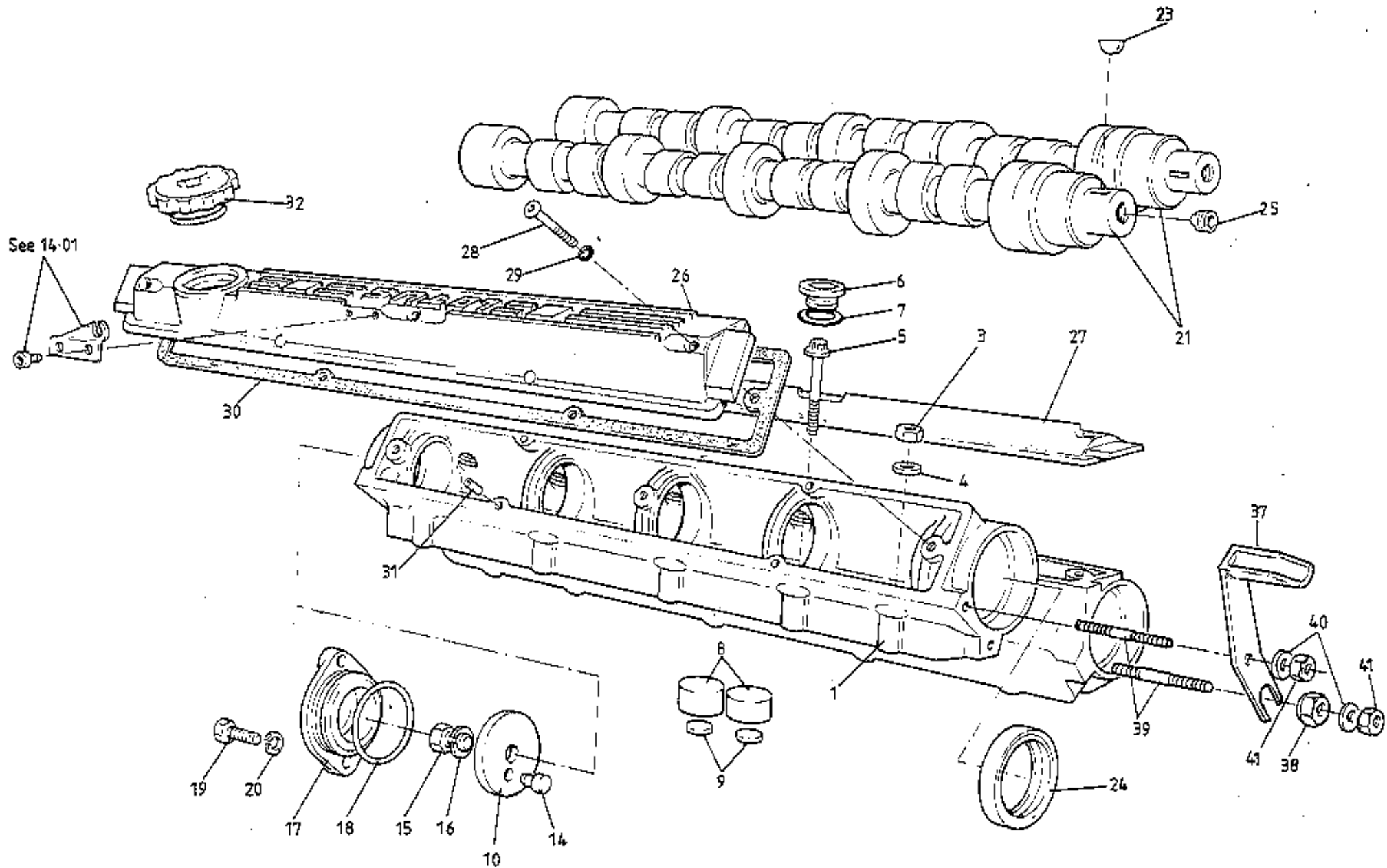
TAPPET SHIMS

Shim	Part No.	Shim	Part No.	Shim	Part No.	Shim	Part No.
0.060in	A026E6160Z	0.083in	A026E6183Z	0.106in	A026E6206Z	0.129in	A026E6229Z
0.061in	A026E6161Z	0.084in	A026E6184Z	0.107in	A026E6207Z	0.130in	A026E6230Z
0.062in	A026E6162Z	0.085in	A026E6185Z	0.108in	A026E6208Z	0.131in	A026E6231Z
0.063in	A026E6163Z	0.086in	A026E6186Z	0.109in	A026E6209Z	0.132in	A026E6232Z
0.064in	A026E6164Z	0.087in	A026E6187Z	0.110in	A026E6210Z	0.133in	A026E6233Z
0.065in	A026E6165Z	0.088in	A026E6188Z	0.111in	A026E6211Z	0.134in	A026E6234Z
0.066in	A026E6166Z	0.089in	A026E6189Z	0.112in	A026E6212Z	0.135in	A026E6235Z
0.067in	A026E6167Z	0.090in	A026E6190Z	0.113in	A026E6213Z	0.136in	A026E6236Z
0.068in	A026E6168Z	0.091in	A026E6191Z	0.114in	A026E6214Z	0.137in	A026E6237Z
0.069in	A026E6169Z	0.092in	A026E6192Z	0.115in	A026E6215Z	0.138in	A026E6238Z
0.070in	A026E6170Z	0.093in	A026E6193Z	0.116in	A026E6216Z	0.139in	A026E6239Z
0.071in	A026E6171Z	0.094in	A026E6194Z	0.117in	A026E6217Z	0.140in	A026E6240Z
0.072in	A026E6172Z	0.095in	A026E6195Z	0.118in	A026E6218Z	0.141in	A026E6241Z
0.073in	A026E6173Z	0.096in	A026E6196Z	0.119in	A026E6219Z	0.142in	A026E6242Z
0.074in	A026E6174Z	0.097in	A026E6197Z	0.120in	A026E6220Z	0.143in	A026E6243Z
0.075in	A026E6175Z	0.098in	A026E6198Z	0.121in	A026E6221Z	0.144in	A026E6244Z
0.076in	A026E6176Z	0.099in	A026E6199Z	0.122in	A026E6222Z	0.145in	A026E6245Z
0.077in	A026E6177Z	0.100in	A026E6200Z	0.123in	A026E6223Z	0.146in	A026E6246Z
0.078in	A026E6178Z	0.101in	A026E6201Z	0.124in	A026E6224Z	0.147in	A026E6247Z
0.079in	A026E6179Z	0.102in	A026E6202Z	0.125in	A026E6225Z	0.148in	A026E6248Z
0.080in	A026E6180Z	0.103in	A026E6203Z	0.126in	A026E6226Z	0.149in	A026E6249Z
0.081in	A026E6181Z	0.104in	A026E6204Z	0.127in	A026E6227Z	0.150in	A026E6250Z
0.082in	A026E6182Z	0.105in	A026E6205Z	0.128in	A026E6228Z		

ST2AAM

Esprit S3 40.07A
Page 3

MAR 1987



ESPRIT S3 (From Eng. No. 22891)

40 18

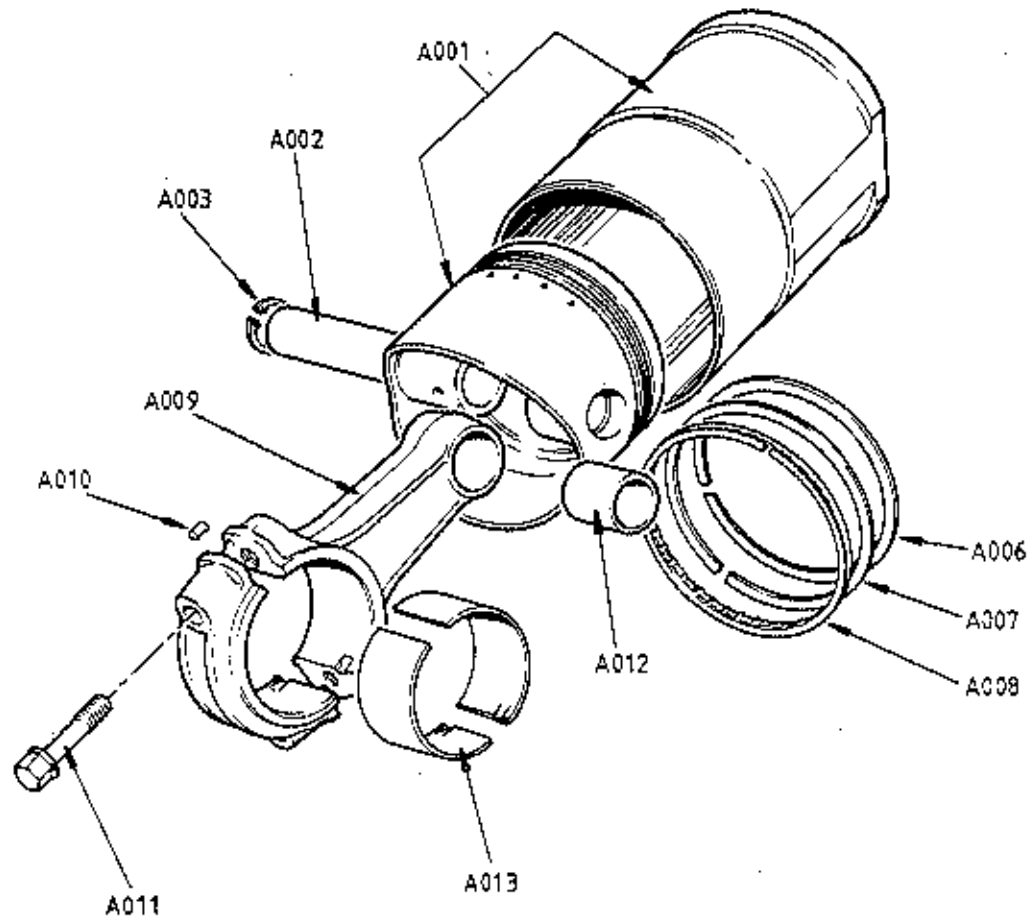
ILLUS. NO.	DESCRIPTION	PART NUMBER	QUANTITY		REMARKS
			FROM 22891		
40.07B					
1	Camshaft Housing, Inlet	A912E2034K		1	
2	Camshaft Housing, Exhaust	A912E2033K		1	
3	Nut, M6, Cam Housing to Head	A075W3021Z		4	
4	Washer, 8mm, Cam Housing to Head	A075W4020Z		4	
5	Torx Bolt, M8, Housing to Head	B911E1311F		16	
6	Plug, M20, Torx Bolt Access	A911E6343F		10	
7	'O' Ring, Access Plug	A912E6694F		10	
8	Tappet	X026E0024Z		16	
9	Shim, Tappet (Selective)			16	
10	Thrust Washer, 0.173 - 0.175"	A907E0619Z)	See 40.07 A Page 3
	" " 0.175 - 0.177"	A907E0620Z)2	Camshaft Endfloat Control
	" " 0.177 - 0.179"	A907E0621Z)	
	" " 0.179 - 0.181"	A907E0622Z)	
14	Dowel, Thrust Washer to Camshaft	A907E0476Z		2	
15	Setscrew, M10, T/Washer to Camshaft	A075W1046Z		2	
16	Washer, Spring, " " "	A075W4037Z		2	
17	Rear Cover, Camshaft Housing	A907E0090Z		2	
18	'O' Ring, Rear Cover	A907E6027Z		2	
19	Setscrew, M6, Rear Cover Fix	A075W1030Z		4	
20	Washer, Rear Cover Fix	A075W4013Z		4	
21	Camshaft, (Type '107')	A912E0107Z		2	Std.
	Camshaft, (Type '107'), Exhaust	A912E0107Z		1)H.C.
	Camshaft, (Type '104'), Inlet	A912E0104Z		1)
23	Woodruff Key, Camshaft Pulley	A907E6025Z		2	
24	Oil Seal, Camshaft Front	B907E6042F		2	
25	Blanking Plug, Camshaft Front	A907E6069F		2	
26	Cam Cover, Inlet (Black Finish)	A912E2147K		1	Std.
	Cam Cover, Inlet (Red Finish)	A912E2277K		1	H.C.
27	Cam Cover, Exhaust (Black Finish)	A912E2035K		1	Std.
	Cam Cover, Exhaust (Red Finish)	A912E2278K		1	H.C.
28	Screw, Cam Cover Fixing	B912E2037F		6	
29	'O' Ring, Cam Cover Fixing Screws	A912E6695F		6	
30	Gasket, Cam Cover to Housing	A912E2040F		2	

MAR 1987
d2p36

ILLUS. NO.	DESCRIPTION	PART NUMBER	QUANTITY		REMARKS
			FROM 22891		
40.07B					
31	Spirol Pin, Gasket Location	A089W6249F	8		
32	Oil Filler Cap, inc. Seal	A910E6779F	1)
37	Snubber, Inlet Cam Pulley	A907E1107F	1)
38	Eccentric Adjuster, Snubber	A907E1108F	1) Std. Engines Only (with Trapezoidal
39	Stud, Snubber Fixing	A907E1027K	2) Tooth Belt)
40	Washer, Flat, Snubber Fixing	A075W4020Z	2)
41	Nut, M8, Snubber Fixing	A075W3021Z	2)

MAR 1987

d2p37



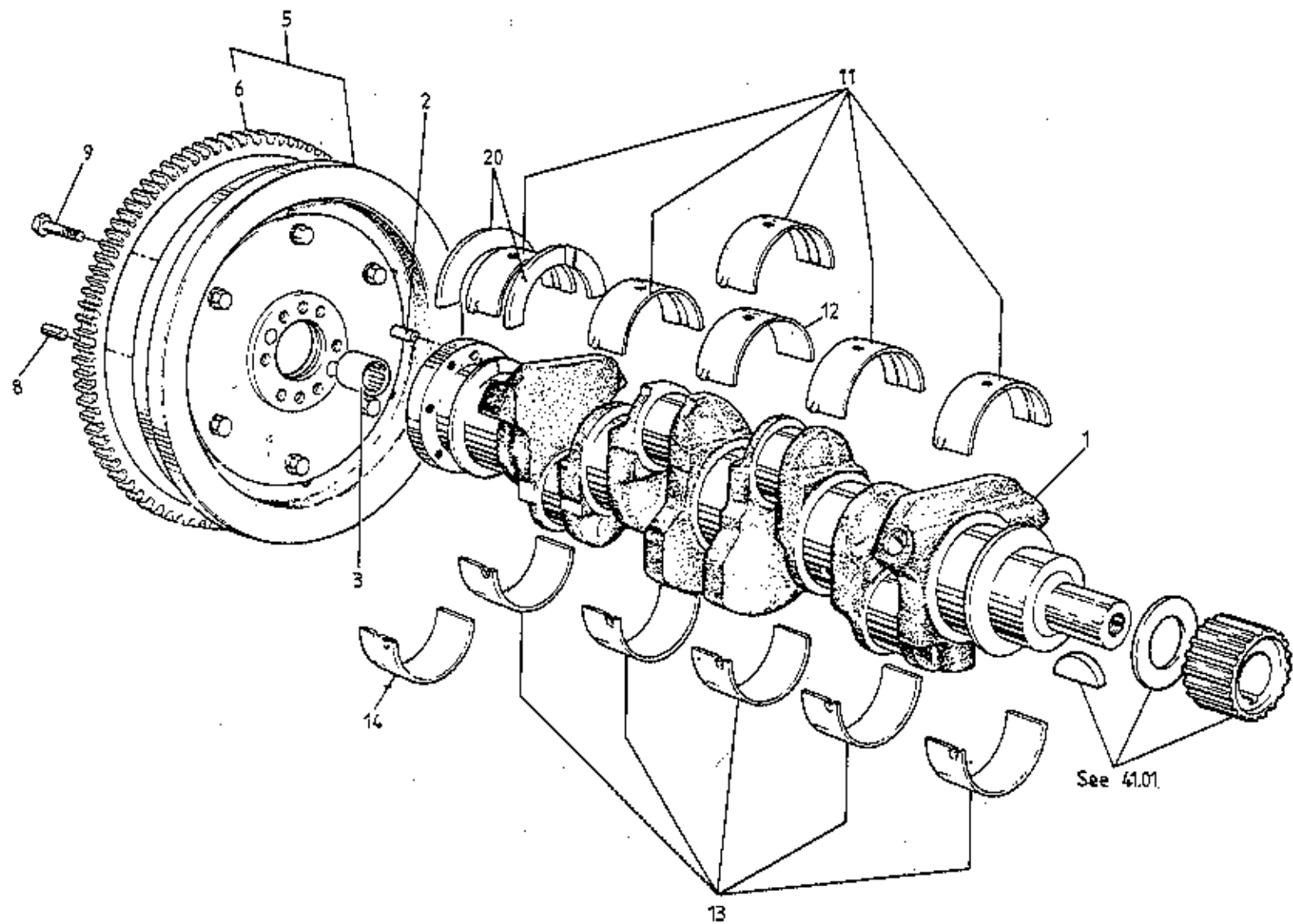
ESPRIT S3
4009A

ILLUS. NO.	DESCRIPTION	PART NUMBER	QUANTITY		REMARKS
			STD. ENGINE	H. C. ENGINE	
40.09A					
A001	Piston & Liner Assembly	A912E0777E	4)Includes Items up to A008 inc.)
A002	Piston & Liner Assembly	A912E9213F		4	
A002	Gudgeon Pin	B907E0405H	4		
	Gudgeon Pin	A910E2170H		4	
A003	Circlip, Gudgeon Pin	A907E6022H	8		
	Circlip, Gudgeon Pin	A910E6781F		8	
A006	Compression Ring, Top	A911E0401H	4		Internal Top Bevel
	Compression Ring, Top	A910E2193H		4	
A007	Compression Ring, Second	A911E0402H	4		Internal Top Step
	Compression Ring, Second	A910E2194F		4	
A008	Oil Control Ring	B907E0404H	4		
	Oil Control Ring	A910E2195H		4	
A009	Connecting Rod	A907E0714F	4		R/B B910E0714F
	Connecting Rod	B910E0714F	4	4	Includes Items up to A012 inc.
A010	Dowel, Cap to Rod	A907E0339H	8	8	
A011	Bolt, Cap to Rod	A907E0344H	8	8	
A012	Bush, Small End	A907E0357H	4	4	
A013	Bearing Shell, 'Big End' - Std.	A907E0342F))	
	Bearing Shell, 'Big End' - 0.010"	A907E0540F) 8) 8	
	Bearing Shell, 'Big End' - 0.020"	A907E0541F))	

Esprit S3 40.09A

MAR 1987

d2p38



See 41.01.

ESPRIT S3
40.11A

ILLUS. NO.	DESCRIPTION	PART NUMBER	QUANTITY		REMARKS
			STD. ENGINE	H.C. ENGINE	
40.11A					
1	Crankshaft (inc. Dowels & Spigot Bearing)	A912E0968J	1		R/B A912E9233J
	Crankshaft (inc. Dowels)	A912E9233J	1	1	
2	Dowel, Crankshaft to Flexplate Flywheel	A912E1625F	2	2	
3	Spigot Bearing	A907E6319F	1	1	
5	Flexplate Flywheel Assembly	A912E0957J	1	1	
6	Ring Gear	A907E6018H	1	1	
8	Dowel, Clutch Cover to Flywheel	A907E6084Z	3	3	
9	Bolt, Flywheel to Crankshaft	A907E6020Z	6	6	
11	Shell, Main Bearing, Std. I/D, Std. O/D	A907E0336Z	5	4	(Groove/Hole) Upper
12	" " " " " " "	A911E1315F		1	(Plain/Hole) Upper, Centre
13	" " " " " " "	A907E1170F	4/5	5	(Plain) Lower. Qty 5 from Eng. No. 20875
14	" " " " " " "	A912E1993S	1		(Plain/Notch) Rear Lower * Up to Engine No. 20874
	Shell, Main Bearing, - 0.010" I/D, Std. O/D	A907E0538Z	5	4	(Groove/Hole) Upper
	" " " " " " "	A911E1317F		1	(Plain/Hole) Upper, Centre
	" " " " " " "	A907E1172F	4/5	5	(Plain) Lower. Qty 5 from Engine No. 20875
	" " " " " " "	A912E1994S	1		(Plain/Notch) Rear Lower * Up to Engine No. 20874
	Shell, Main Bearing, - 0.020" I/D, Std. O/D	A907E0539Z	5	4	(Groove/Hole) Upper
	" " " " " " "	A911E1318F		1	(Plain/Hole) Upper, Centre
	" " " " " " "	A907E1173F	4/5	5	(Plain) Lower. Qty 5 from Eng. No. 20875
	" " " " " " "	A912E1995S	1		(Plain/Notch) Rear Lower * Up to Engine No. 20874
	Shell, Main Bearing, Std. I/D, + 0.015" O/D	A907E0675Z	5	4	(Groove/Hole) Upper
	" " " " " " "	A911E1316F		1	(Plain/Hole) Upper, Centre
	" " " " " " "	A907E1171F	4/5	5	(Plain) Lower. Qty 5 from Eng. No. 20875
	" " " " " " "	A912E1996S	1		(Plain/Notch) Rear Lower * Up to Engine No. 20874

* See Service Notes Section EA. 28

ILLUS. NO.	DESCRIPTION	PART NUMBER	QUANTITY		REMARKS
			STD. ENGINE	H.C. ENGINE	
40.11A	Shell, Main Bearing, - 0.010" I/D + 0.015" O/D	B907E0675Z	5	4	(Groove/Hole) Upper
	" " " " " "	B911E1316F		1	(Plain/Hole) Upper, Centre
	" " " " " "	B907E1171F	4/5	5	(Plain) Lower. Qty 5 from Eng. No. 20875
	" " " " " "	A912E1997S	1		(Plain/Notch) Rear Lower * Up to Engine No. 20874
	Shell, Main Bearing, - 0.020" I/D + 0.015" O/D	C907E0675Z	5	4	(Groove/Hole) Upper
	" " " " " "	C911E1316F		1	(Plain/Hole) Upper, Centre
	" " " " " "	C907E1171F	4/5	5	(Plain) Lower. Qty 5 from Eng. No. 20875
	" " " " " "	A912E1998S	1		(Plain/Notch) Rear Lower * Up to Engine No. 20874
	20 Thrust Washer, Crank, Std.	A907E1000Z))	
	Thrust Washer, Crank, + 0.0025"	A907E1001Z))	
Thrust Washer, Crank, + 0.0050"	A907E1002Z) 2) 2		
Thrust Washer, Crank, + 0.0075"	A907E1003Z))		
Thrust Washer, Crank, + 0.0100"	A907E1004Z))		

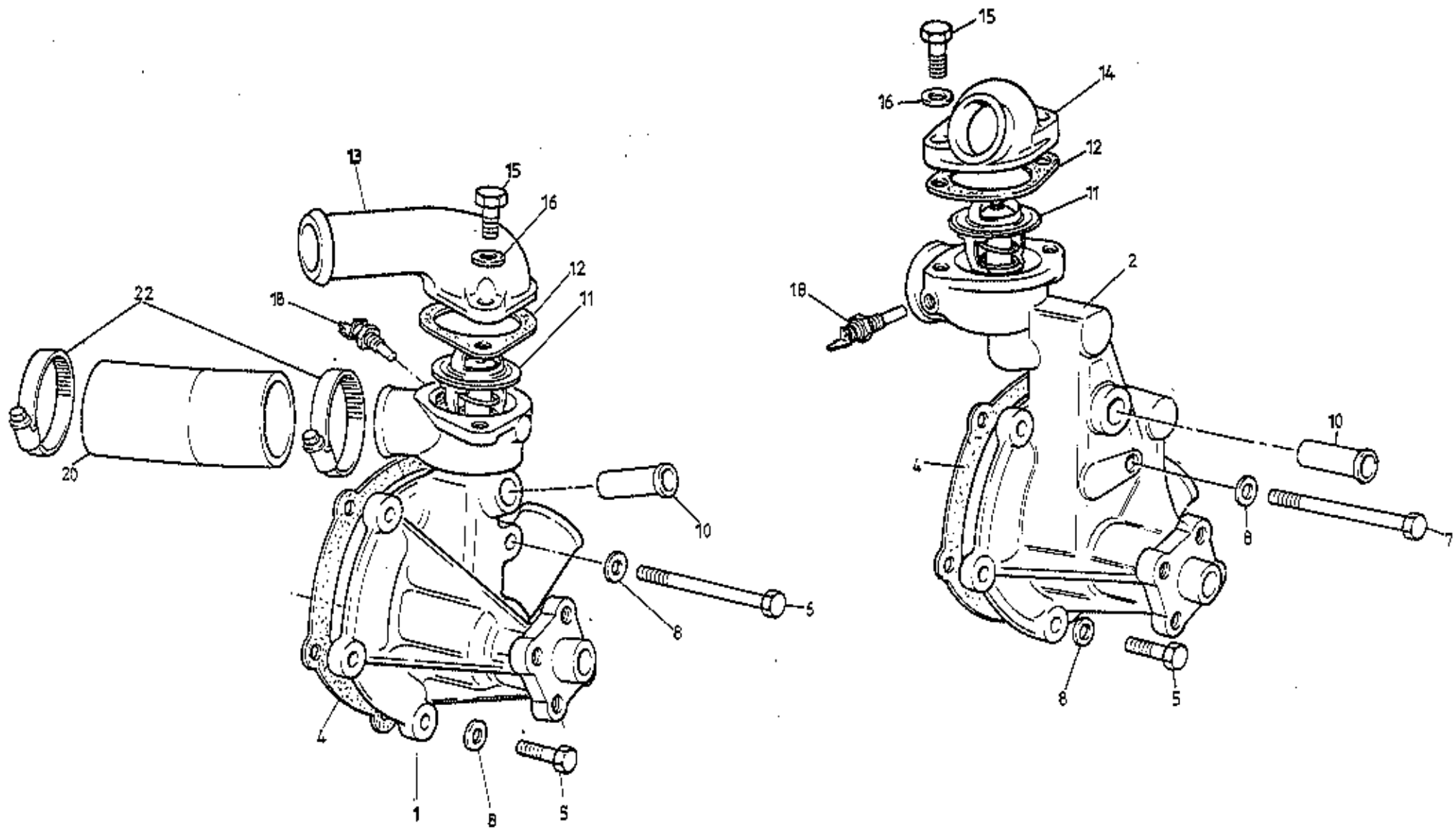
* See Service Notes Section EA. 28

Esprit S3 40.11A

Page 2

MAR 1987

d2p40



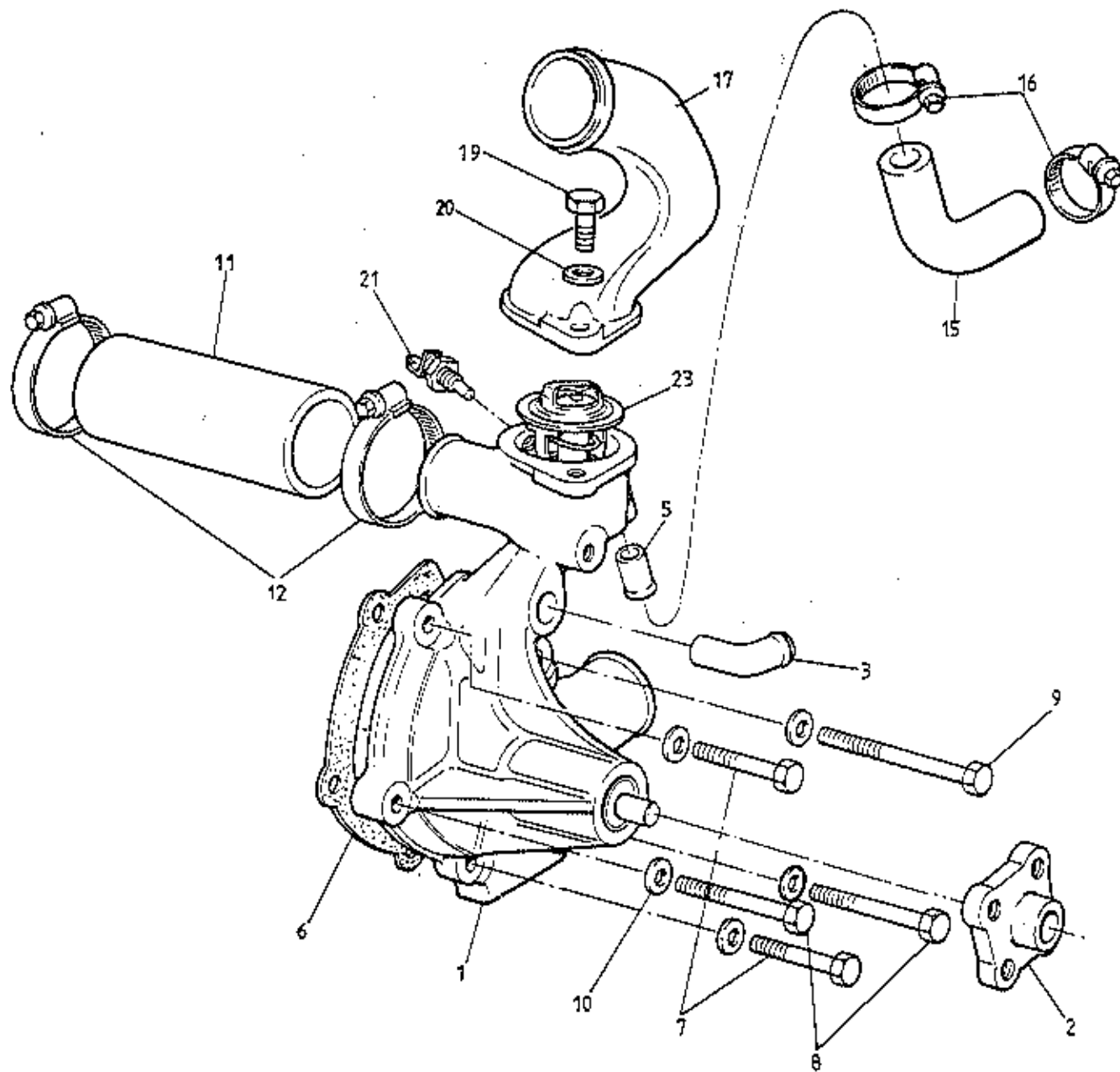
ESPRIT S3 (STD. ENGINE)
 40.13A

ILLUS. NO.	DESCRIPTION	PART NUMBER	QUANTITY		REMARKS
			'STD' HEATER	'STD' A/C	
40.13A					
1	Water Pump Assembly	A912E0743J	1		<u>This Page for Std. Engines Only</u> <u>For 'H.C.' Engines see 40.13B</u> Temperate Climates Hot Climates
2	Water Pump Assembly	A912E0878J		1	
4	Gasket, Water Pump to Block	A907E0246Z	1	1	
5	Setscrew, M6 x 25, Pump to Block	A075W2027Z	4	4	
6	Bolt, M6 x 65, Pump to Block	A075W2035Z	1		
7	Bolt, M6 x 75, Pump to Block	A075W2036Z		1	
8	Washer, Flat, Pump to Block	A075W4013Z	5	5	
10	Stub Pipe, Heater Return	A907E0486F	1	1	
11	Thermostat, 82°C	A907E6046Z	1	1	
	Thermostat, 74°C	A075K0121F	1	1	
12	Gasket, Thermostat Outlet Elbow	A026E6102Z	1	1	
13	Outlet Elbow, Thermostat	A907E0698K	1		
14	Outlet Elbow, Thermostat	A907E1188K		1	
15	Setscrew, M8 x 25, Outlet Elbow Fixing	A075W1039Z	2	2	
16	Washer, Outlet Elbow Fixing	A075W4020Z	2	2	
18	Thermal Transmitter, Water Temp. Gauge	A050M6136W	1	1	
20	Hose, Inlet Manifold to Pump	B907E0279Z	1		
	Hose, Inlet Manifold to Pump	A907E1319F		1	
22	Clip, Hose, 32/50 mm	A079K6019F	2	2	

1AR 1987

d2p41

Esprit S3 (Std. Engines) 40.13A



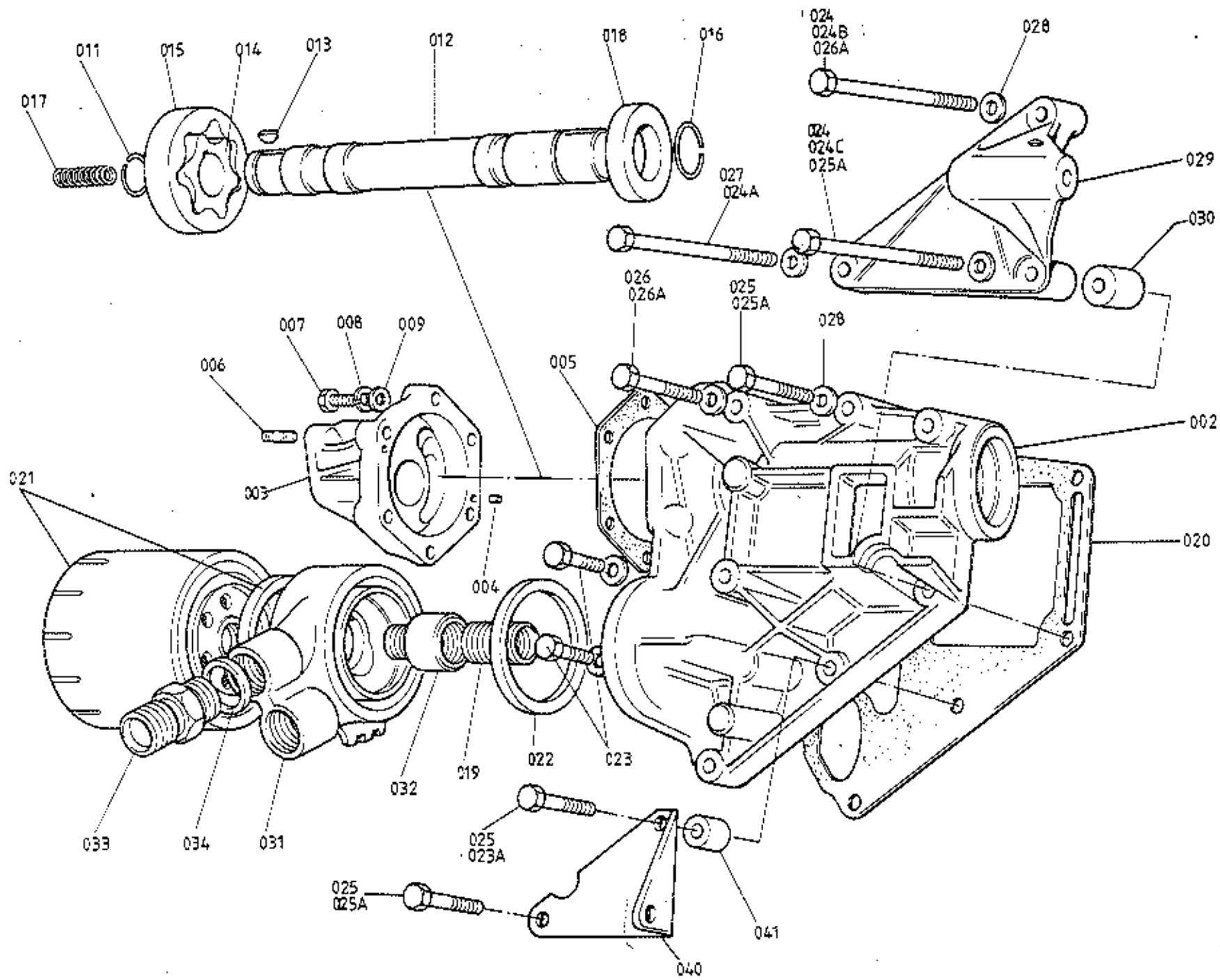
ESPRIT S3 (H.CENGINE)
40-13 B

ILLUS. NO.	DESCRIPTION	PART NUMBER	QUANTITY		REMARKS
			H.C. ENGINE		
40.13B					
					<u>This page for 'H.C.' Engines Only</u> <u>For Std. Engines see 40.13A</u>
1	Water Pump Assembly	B912E9021J	1		Inc. Pulley Hub & Adaptor Pipes
2	Hub, Water Pump Pulley	A907E6295Z	1		
3	Elbow Pipe, Heater Return	A911E1431F	1		
5	Adaptor Pipe, Thermostat Housing	A910E1909F	1		
	Permabond A136, Pump/Block	A912E6421V	A/R		
	Permabond A905, Surface Conditioner	A912E6759F	A/R		
7	Bolt, M6 x 30, Pump to Block	A075W2028Z	2		
8	Bolt, M6 x 40, Pump to Block	A075W2030Z	2		
9	Bolt, M6 x 55, Pump to Block	A075W2034Z	1		
10	Washer, Flat, Water Pump Fixings	A075W4013Z	5		
11	Hose, Inlet Manifold to Pump	A912E1896F	1		
12	Hose Clip	A079K6019F	2		
15	Elbow Hose, Cylinder Head to Pump	A912E1837F	1		
16	Hose Clip	A079K6018F	2		
17	Thermostat Cover Outlet Elbow	B912E1829P	1		
18	Gasket, Thermostat Cover	A026E6102Z	1		
19	Setscrew, M8 x 25, Thermostat Cover	A075W1039Z	2		
20	Washer, Flat, Thermostat Cover	A075W4020Z	2		
21	Thermal Transmitter, Temperature Gauge	A050M6136W	1		
23	Thermostat, 82°C	A907E6046Z	1		

MAR 1987

d2p83

Esprit S3 ('H.C.' Engine) 40.13B



ESPRIT S3
 4015A

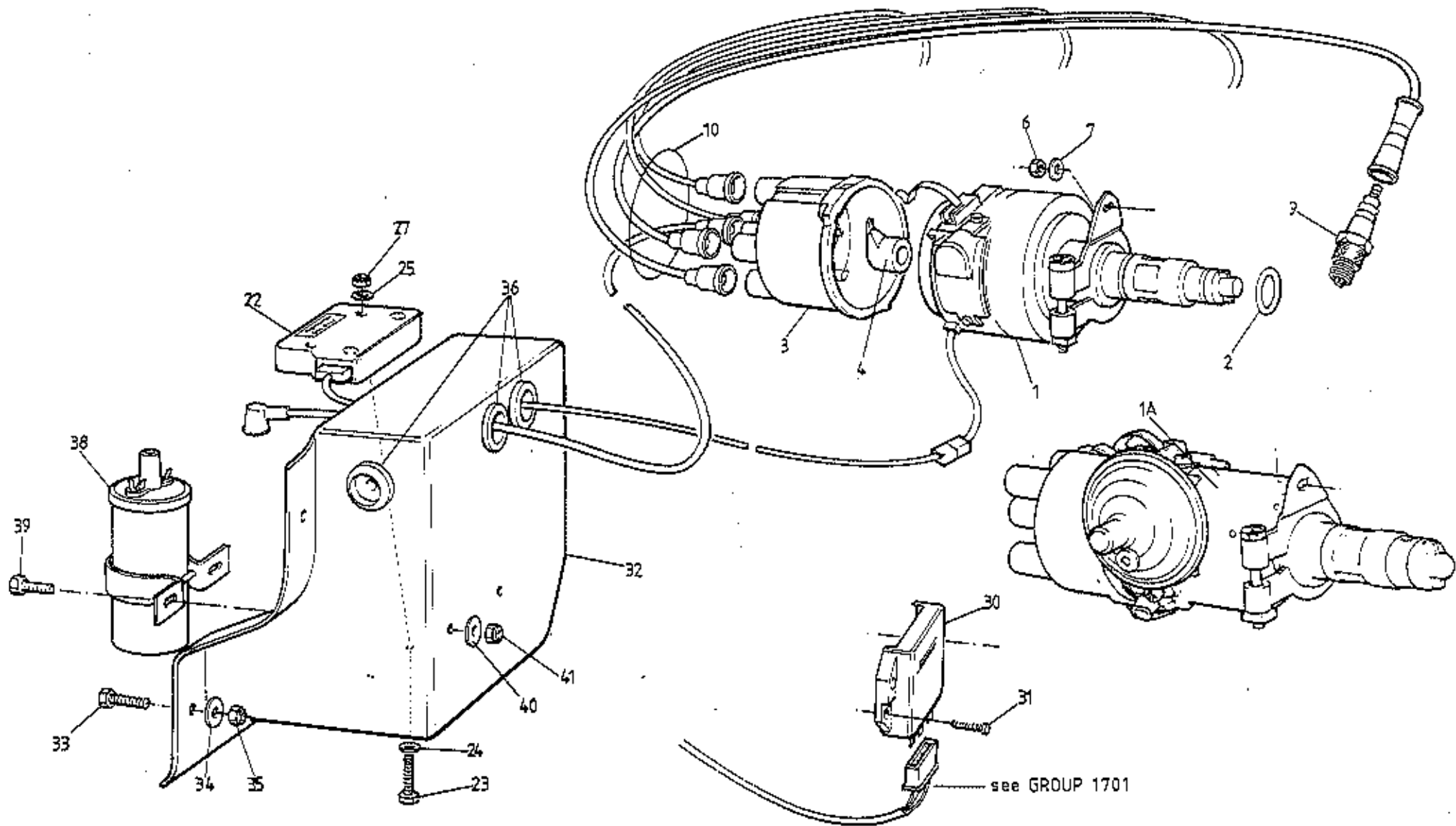
ILLUS. NO.	DESCRIPTION	PART NUMBER	QUANTITY		REMARKS
			HEATER NOT H.C	A/C & ALL H.C	
40.15A					
002	Auxiliary Housing and Oil Pump Assembly	G907E0747F	1		
	Auxiliary Housing and Oil Pump Assembly	B907E0859F		1	
	Auxiliary Housing	F907E0437H	1		
	Auxiliary Housing	A907E1092H		1	
003	Oil Pump Housing Assembly	E907E0803H	1	1	Includes Relief Valve Assembly
004	Dowel, Pump Housing/Aux. Housing	A907E0530H	2	2	
005	Gasket, Pump Housing/Aux. Housing	A907E0474H	1	1	
006	Stud, Distributor Clamp	A907E0503H	1	1	
007	Setscrew, Pump Housing/Aux. Housing	A075W2028H	6	6	
008	Washer, Spring, Pump Housing/Aux Housing	A075W4035H	6	6	
009	Washer, Flat, Pump Housing/Aux. Housing	A075W4013H	6	6	
	Shaft and Rotor Assembly	E907E0785F	1	1	Includes items B011 to B014 inc.
011	Circlip, Aux. Shaft Rear	A907E6101H	1	1	
012	Auxiliary Shaft	E907E0291H	1	1	
013	Woodruff Key, Oil Pump Rotor	A907E6001H	1	1	
014	Rotor, Oil Pump	A907E0472H	1	1	R/B A910E2659S
015	Annulus, Oil Pump	A907E0473H	1	1	R/B A910E2659S
016	Circlip, Pulley Abutment	A907E6067H	1	1	
017	Spring, Distributor Drive	A907E0192H	1	1	
018	Oil Seal, Auxiliary Shaft Front	A907E6064H	1	1	
019	Adaptor Union, Oil Filter to Aux. Housing	A907E0249H	1	1	
020	Gasket, Aux. Housing to Block	D907E0442F	1	1	
021	Oil Filter, (inc. Sealing Ring)	A907E6000W	1	1	Prior '86 M.Y. '86 MY on. A907E6000W may be used in service
	Oil Filter, (inc. Sealing Ring)	B907E6000W	1	1	
022	Sealing Ring, Adaptor/Housing	A907E6167H	1	1	
023A	Setscrew, M8 x 25, Housing to Block	A075W1039Z	3		
024A	Bolt, M8 x 90, Housing to Block	A075W2048Z	1		
025A	Bolt, M8 x 40, Housing to Block	A075W2039Z	3		Torx Bolt A912E1692K used at front lower location if housing has insufficient hex. head clearance.
026A	Bolt, M8 x 60, Housing to Block	A075W2043Z	2		
023	Setscrew, M8 x 25, Housing to Block	A075W1039Z		2	
024	Bolt, M8 x 90, Housing to Block	A075W2048Z		2	
024B	Bolt, M8 x 115, Housing to Block	A079W2048F		1	Not 'H.C.')'H.C.' only
024C	Bolt, M8 x 100, Housing to Block	A075W2049F		1	

Updated 1st November 2013

ILLUS. NO.	DESCRIPTION	PART NUMBER	QUANTITY		REMARKS
			HEATER NOT H.C.	A/C & ALL H.C.	
40.15A					
025	Bolt, M8 x 40, Housing to Block	A075W2039Z		3	
026	Bolt, M8 x 60, Housing to Block	A075W2043Z		1	
027	Bolt, M8 x 100, Housing to Block	A075W2049Z		1	Not 'H.C.'
	Bolt, M8 x 105, Housing to Block	A075W2077F		1	'H.C.' only
028	Washer, Flat, Aux. Housing Bolts	A075W4020Z	9	7	
029	Bracket, Alternator Mounting	A907E1120K		1	Not 'H.C.'
	Bracket, Alternator Mounting	C910E1760K	1	1	
030	Spacer, Mounting Bracket to Housing	A907E1094F		1	
031	Adaptor, Oil Cooler	B907E1248K	1	1	
032	Extension, Oil Filter Union	B907E0571F	1	1	
033	Union, Oil Cooler Pipes	A907E6300F	2	2	
034	Washer, Oil Cooler Pipe Unions	B907E6301F	2	2	
040	Support Bracket, Compressor Rear	B912E1379K		1	
041	Spacer, Compressor Bracket/Aux. Housing	B912E1378K		1	

MAR 1987

d2p43



ESPRIT S3
 4017A

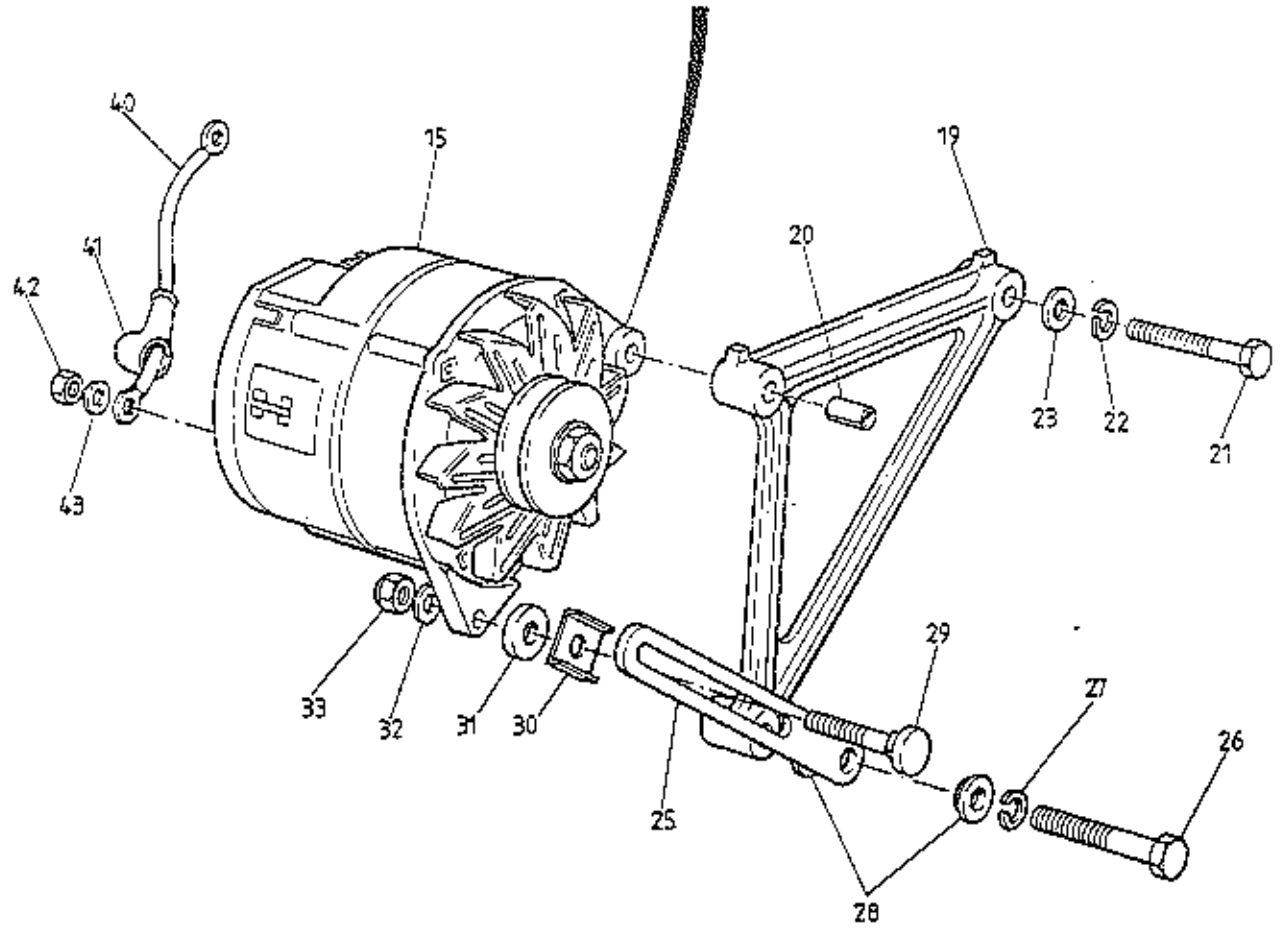
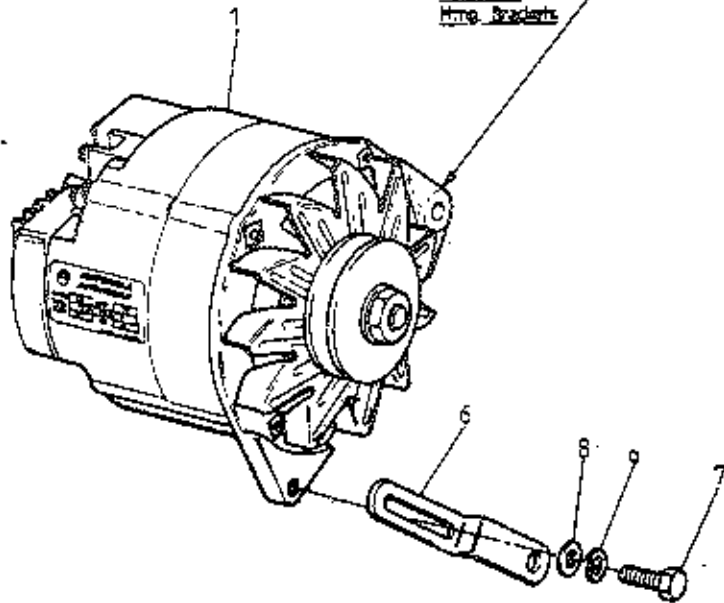
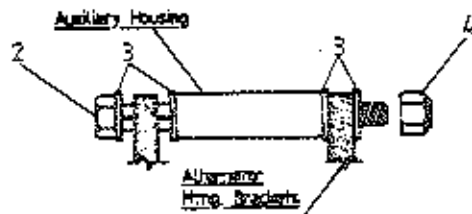
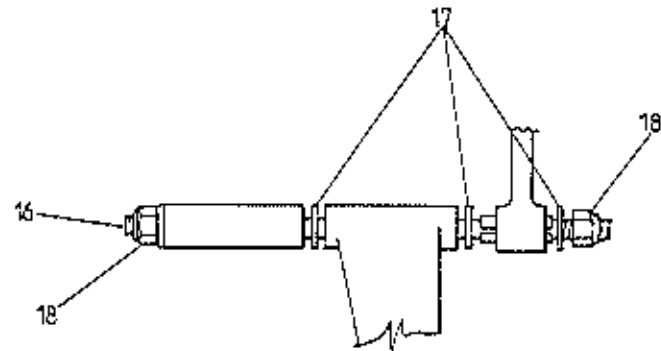
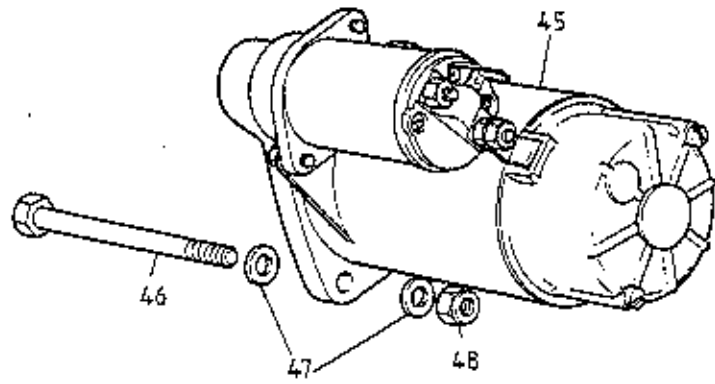
ILLUS. NO.	DESCRIPTION	PART NUMBER	QUANTITY		REMARKS
			ALL		
40.17A					
1	Distributor Assembly, Lumenition (With MK 16 Switch)	B907E0901J	1		R/B C907E0901J. See Optical Switch Remarks
1A	Distributor Assembly, Lumenition (With Mk 17 Switch)	C907E0901J	1		
2	Distributor Assembly, Lucas 'Constant Energy'	A912E9002F	1		Std.
3	Distributor Assembly, Lucas 'Constant Energy'	A912E6788F	1		inc. Vacuum Capsule) R.C.
4	Vacuum Capsule, Distributor	A912E6795H	1)
5	'O' Ring, Distributor Spigot	A907E6251F	1		
6	Distributor Cap	B907E6329E	1		Used With 'Lumenition'
7	Rotor Arm/Rev. Limiter	A907E6330F	1		Used With 'Constant Energy'
8	Rotor Arm	A912E6598F	1		
9	Nut, Nyloc, Dist. Clamp to Engine	A075W3009Z	1		
10	Washer, Flat, Dist. Clamp to Engine	A075W4013Z	1		
	Spark Plug, NGK EPR6ES	B907E6317F	4		Std.
	Spark Plug, NGK EPR7ES	A912E6778F	4		'H.C.'
	Ignition Harness, H.T.	C907E0740F	1		R/B A910E9197F
	Ignition Harness, H.T.	A910E9197F	1		
	Clip, H.T. Harness, 5-Way	A910E6636P	1		
	Clip, H.T. Harness, 4-Way	A912E2254K	1		
	Clip, H.T. Harness, 3-Way	A910E1906K	1		
	Clip, H.T. Harness, 2-Way	A910E1907K	1		
	Lumenition Optical Switch/Interrupter Kit (MK 16)	A907E6331F	1		R/B B907E6331F
	Lumenition Optical Switch/Interrupter Kit (MK 17)	B907E6331F	1		When Replacing Mk16 Switch With Mk17 Switch, Use With Adaptor A083M6305F if Retaining Mk16 Power Module. See S/B 1981/20 & 1982/13
	Lumenition Power Module (MK16)	A075M0335F	1		R/B B083M0384F
	Lumenition Power Module (MK17)	B083M0384F	1		When Replacing MK16 Power Module (Red or Black Resin Sealing Wires Into Unit) With MK17 Unit (White Plastic Sealing Clamp), Use Only in Conjunction With MK17 Optical Switch
	Setscrew, M5 x 20, Module Fixing	A075W1025F	2		
	Washer, 5mm, Module Fixing	A075W4011Z	2		Esprit S3 40.17A Page 1

MAR 1987

d2p44

ILLUS. NO.	DESCRIPTION	PART NUMBER	QUANTITY		REMARKS
			ALL		
40.17A					
22	Nut, Nyloc, M5, Module Fixing Lumenition Adaptor, Mk17 Switch/Mk16 Module Fibre Washer, Chopper Blade Height Adjust Lucas 'Constant Energy' Ignition Amplifier (AB 14)	A075W3008Z A083M6305F A075W4057F A089M6036F	2 1 1 1)When Required)
23	Setscrew, M8 x 50, ABL4 Fixing	A075W1044F	2		
24	Washer, Flat, ABL4 Fixing	A075W4020F	2		
25	Washer, Shakeproof, ABL4 Fixing	A075W4048Z	2		
27	Nut, M8, ABL4 Fixing	A075W3021F	2		
30	Engine Speed Limiter 'Constant Energy' Setscrew, M5 x 20, Limiter Fixing Nut, Nyloc, M5, Limiter Fixing Washer, Flat, Limiter Fixing	B082M6183F A075W1025F A075W3008Z A075W4009Z	1 2 2 2)With Speed Limiter Fitted To)Rear of Wheelarch)
31	Screw, No. 6 x 3/4", Limiter Fixing	A075W5028Z	2		With Limiter Fitted to Wheelarch Reinforcing Timber Web
32	Ignition Box	B085B4383J	1		
33	Setscrew, M6 x 20, Ign. Box Fixing Stud Plate, M6 x 20, Ign. Box Fixing Pop Rivet, Stud Plate Fixing Washer, Pop Rivet	A075W1030Z A082U5081F A075W6090 A075W4001	4 4 8 8		R/B A082U5081
34	Washer, 24mm O/D, Ign. Box Fixing	A075W4017Z	8		
35	Nut, Nyloc, M6, Ign. Box Fixing	A075W3009Z	4		
36	Grammet, Harness Thro' Box	A075U6043Z	3		
38	Ignition Coil, H.T. Ignition Coil H.T. Ballast Resistor	A082M6150F A085M6198F A085M6209F	1 1 1		With Pink/White Ballast) Resistor Wire In Main)With Harness)'Lumenition' With Separate Ballast) Ignition Resistor) Used With Coil A085M6198F)
39	Ignition Coil Setscrew, M6 x 16, Coil Fixing	A085M6198F A075W1028Z	1 2		With Lucas 'Constant Energy'
40	Washer, Coil Fixing	A075W4017Z	2		
41	Nut, Nyloc, M6, Coil Fixing	A075W3009Z	2		

MAR 1987
52p45

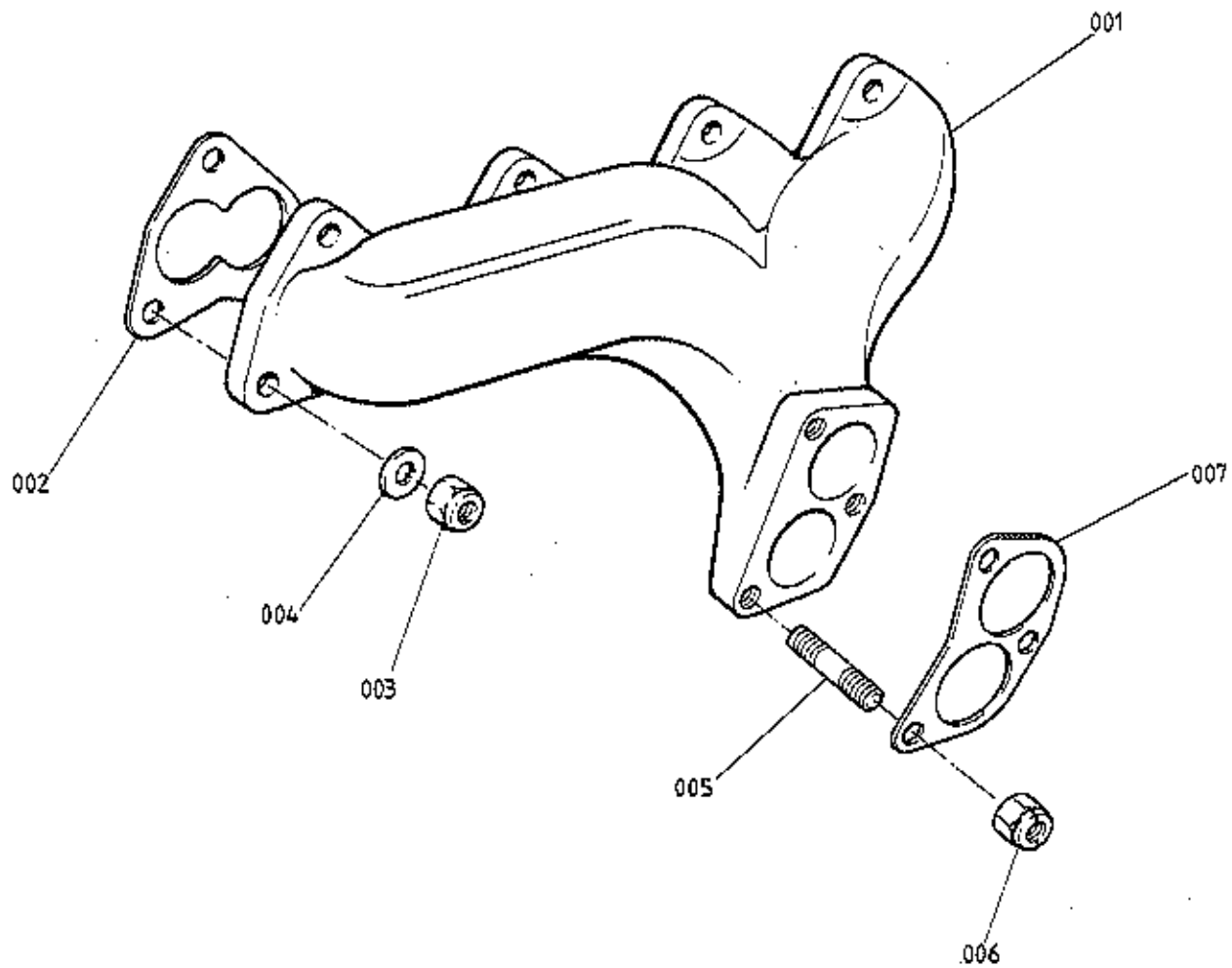


ESPRIT S3
40.19A

ILLUS. NO.	DESCRIPTION	PART NUMBER	QUANTITY		REMARKS
			STD. ENGINE	H.C. ENGINE	
40.19A					
1	Alternator and Pulley Assembly	A907E6320F	1		
	Fan Kit, Alternator	A910E6818	1		
2	Bolt, M8 x 127, Alternator to Aux. Housing	A075W2050Z	1		
3	Washer, Alternator to Aux. Housing	A075W4020Z	4		
4	Nut, Nyloc, M8	A075W3010Z	1		
6	Strap, Alternator Adjusting	A907E1189F	1		Heater only
	Strap, Alternator Adjusting	A907E1238F	1		With A/C
	Spacer, 5mm, Strap to Engine	A907E1137Z	1		
7	Setscrew, M8 x 20, Strap to Alternator	A075W1038Z	1		
8	Plain Washer, Strap to Alternator	A079W4019F	1		
9	Spring Washer, Strap to Alternator	A075W4036Z	1		
	Setscrew, M10 x 25, Strap to Tensioner	A075W1048Z	1		With A/C
	Washer, Plain, Strap to Tensioner	A075W4024Z	1)
15	Alternator & Pulley Assembly	E910E6566F		1	
	Fan Kit, Alternator	A910E6818		1	
16	Stud, Alternator to Aux. Hsg.	E910E1797F		1	
17	Washer, Flat, Alternator Stud	A075W4020Z		4	
18	Nut, Nyloc, M8, Alternator Stud	A075W3010Z		2	
19	Steady Bracket, Alternator Mounting	D910E1847P		1	
20	Bush, Split, Steady brkt./alt. Stud	E910E1796F		1	
21	Bolt, M8x40, Steady brkt./Water Pump	A075W2039Z		1	
22	Washer, Spring, Steady brkt. Fix	A075W4019Z		1	
23	Washer, Flat, Steady brkt. Fix	A075W4036Z		1	
25	Strap, Alternator Adjusting (Nylon)	A912E2220F		1	
26	Bolt, M10x45, Strap, Steady brkt/engine	A075W2053Z		1	
27	Washer, Spring, Strap Fixing	A075W4037Z		1	
28	Bush, Alternator Strap	A912E2222F		2	
29	Clamp Bolt, Alternator to Strap	A910E2226F		1	
30	Clamp Plate, Alternator to Strap	A912E2221F		1	
31	Spacer, 6.35mm, Alternator to Strap	A907E1139F		1	

ILLUS. NO.	DESCRIPTION	PART NUMBER	QUANTITY		REMARKS
			STD. ENGINE	H.C. ENGINE	
40.19A					
32	Washer, Flat, Alternator Fixing	AC75W4020Z		1	
33	Nut, Nyloc, M8, Alternator Fixing	AC75W3010Z		1	
40	Cable, Alternator to Starter Solenoid	B089M0414F	1	1	
41	Boot, Alternator Terminal	A075M6174F	1	1	
42	Nut, M8, Alternator Terminal	AC75W3026Z	1	1	
43	Washer, Flat, Alternator Terminal	AC75W4020Z	1	1	
45	Starter Motor	B907B6179W	1	1	
46	Bolt, M10x65, Starter Motor to Engine	A075W2056Z	2	2	
47	Washer, Flat, Starter Motor to Engine	A075W4024Z	4	4	
48	Nut, Nyloc, M10, Starter Motor to Engine	AC75W3011Z	2	2	

MAR 1987



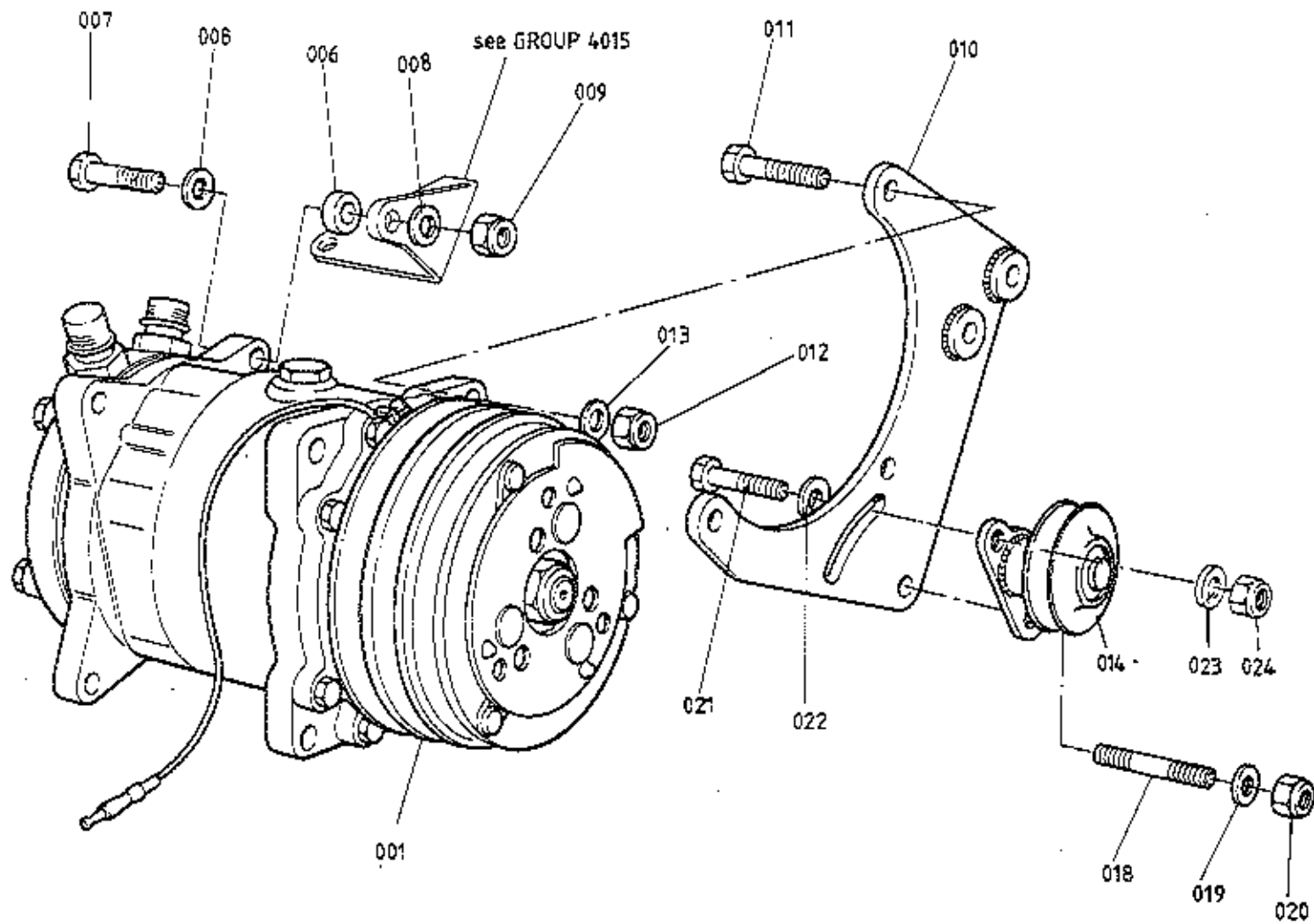
ESPRIT S3
4021A

ILLUS. NO.	DESCRIPTION	PART NUMBER	QUANTITY		REMARKS
			STD.	H.C.	
40.21A					
001	Exhaust Manifold	B907E0601F	1		
	Exhaust Manifold	A912E2005K		1	
002	Gasket, Exhaust Manifold to Head	A907E0004Z	4		
	Gasket, Exhaust Manifold to Head	A912E2107F		4	
003	Nut, M8, Manifold to Head	A075W3035Z	12	12	
004	Washer, Flat, Manifold to Head	A075W4020Z	12	12	
005	Stud, M8, Manifold to Downpipe	C907E0635F	3		Stainless
	Stud, M10, Manifold to Downpipe	A912E2020F		3	
006	Nut, M8, Manifold to Downpipe	A075W3022Z	3		
	Nut, M10, Manifold to Downpipe	A089W3082F		3	
007	Gasket, Manifold to Downpipe	B907E0638Z	1		
	Gasket, Manifold to Downpipe	A912E2008F		1	

MAR 1987

d2p47

Esprit S3 40.21A



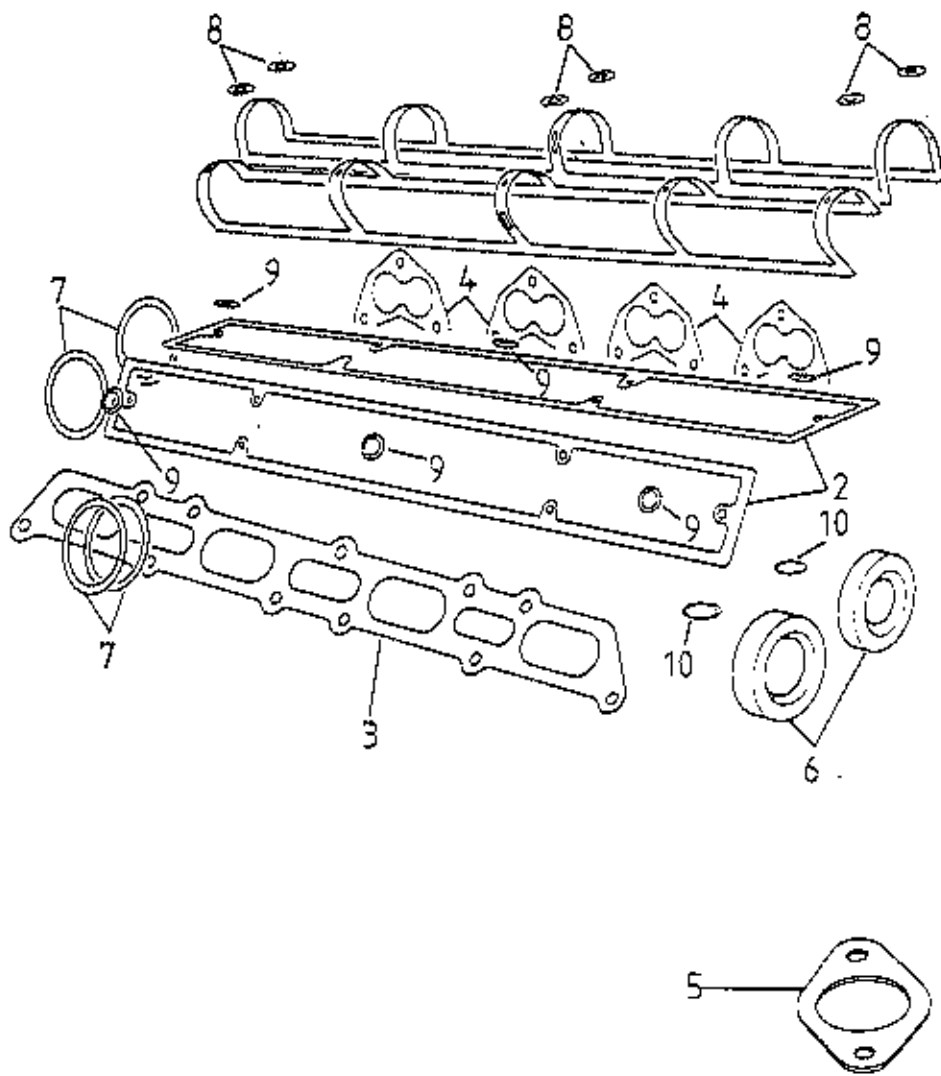
ESPRIT S3
4023A

ILLUS. NO.	DESCRIPTION	PART NUMBER	QUANTITY		REMARKS	
			WITH A/C			
40.23A						
001	Compressor, air conditioning	A079P6010F	1			
006	Spacer, compressor to rear bracket	A907E1136F	1			
007	Bolt, M10 x 40, compressor rear fixing	A075W2052Z	1			
008	Washer, compressor rear fixing	A075W4024Z	2			
009	Nut, M10, compressor rear fixing	A075W3011Z	1			
010	Bracket, compressor front to block	A907E1233K	1			
011	Bolt, compressor to front bracket	A075W2051Z	3			
012	Nut, M10, compressor to front bracket	A075W3011Z	3			
013	Washer, compressor to front bracket	A075W4024Z	3			
014	Idler Pulley/Adjuster Bracket 27mm offset*	B907E089&J	1		Up to engine no 20825 Engine no 20826 onwards *dimension is pulley axis offset from line joining adjuster bracket fixing hole centres	
	Idler Pulley/Adjuster Bracket 10mm offset*	A910E9049J	1			
018	Stud, pulley bracket/comp bracket/MEH	A907E1197F	1			
019	Washer, flat, pulley bracket fixing	A075W4020Z	1			
020	Nut, Nyloc, M8, pulley bracket fixing	A075W3010Z	1			
021	Bolt, M8, idler pulley adjust	A075W2037Z	1			
022	Washer, conical, adjusting slot	A907E0688Z	1			
	Washer, Thick, Adjusting Slot	A079W4019F	1			
023	Washer, flat, idler pulley adjust	A075W4020Z	1			
024	Nut, Nyloc, M8, idler pulley adjust	A075W3010Z	1			
						R/B A079W4019F

MAR 1987

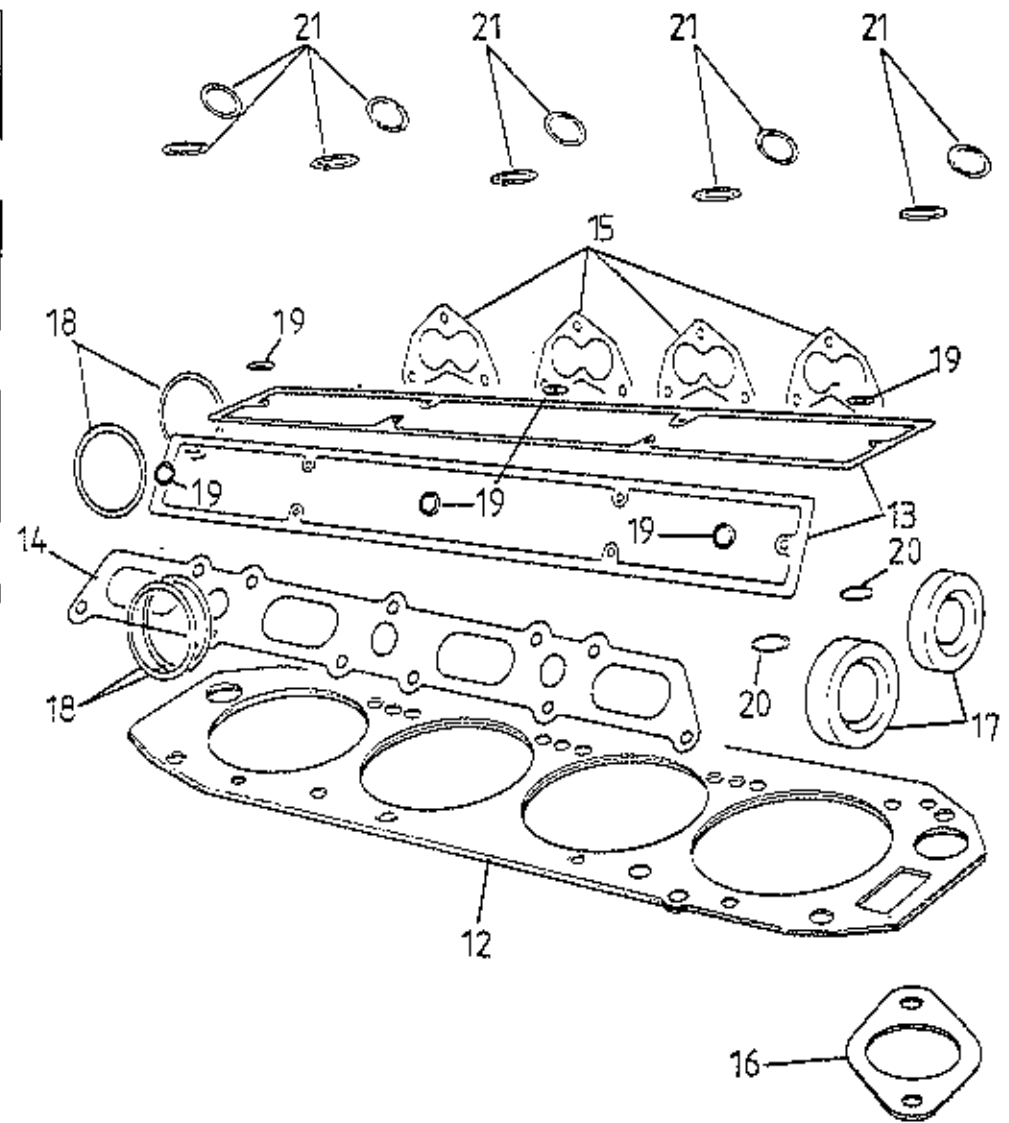
d2p48

Esprit S3 40.23A



ESPRIT S3
40-28A

STD.

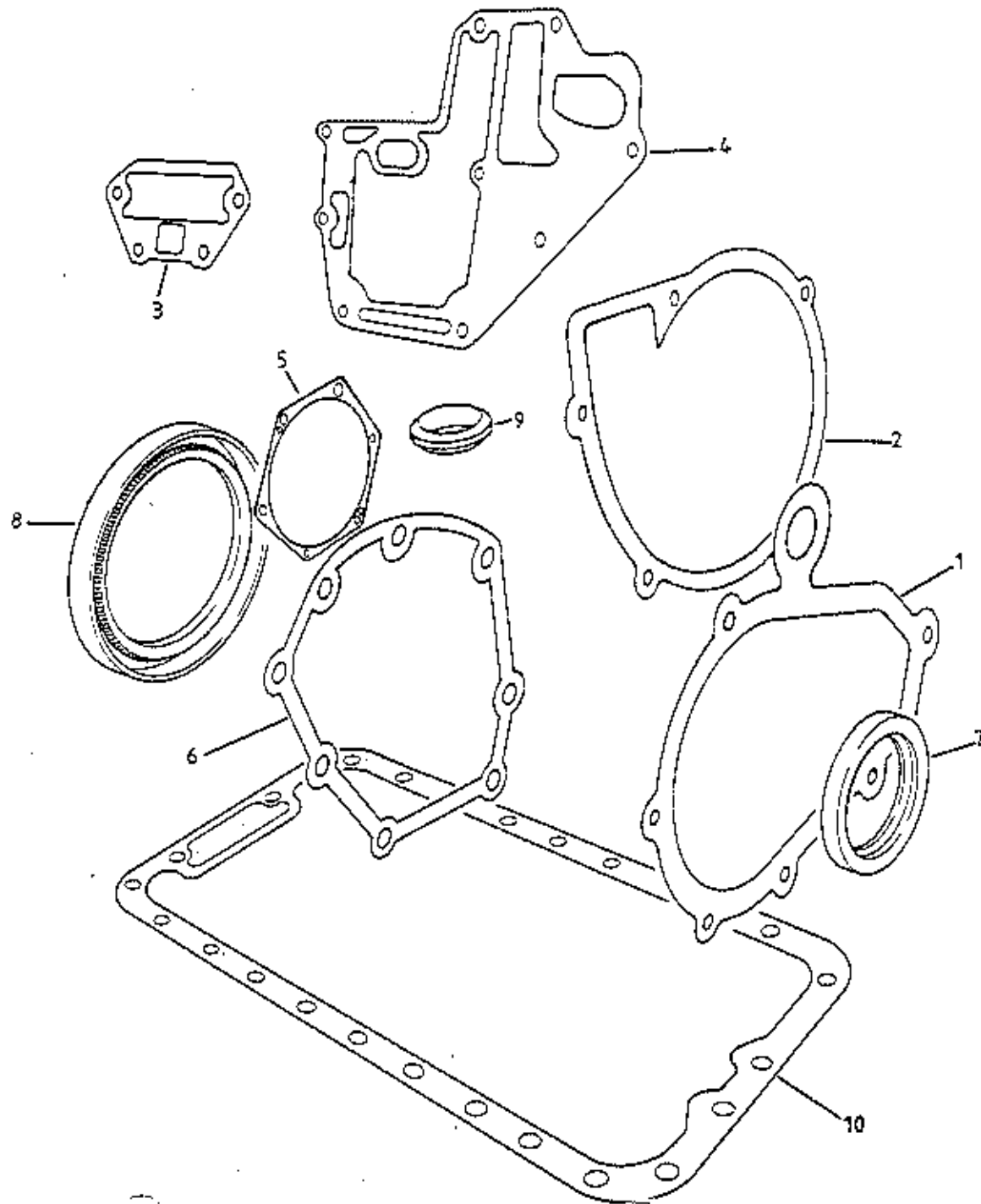


HC

ILLUS. NO.	DESCRIPTION	PART NUMBER	QUANTITY		REMARKS
			STD. ENGINE	H.C. ENGINE	
40.28A					
	Engine Upper Gasket Set *	B911E0807W	1		* Does NOT contain head gasket. These engines use selective head gaskets (see section 40.05A)
	Comprising:-				
001	Cam Cover Gasket	B907E0001Z	2		Prior Eng. No. 22891 (Jan '86)
002	Cam Cover Gasket	A912E2040F	2		From Eng. No. 22891
003	Inlet Manifold Gasket	A907E204Z	1		
004	Exhaust Manifold Gasket	A907E0004Z	4		
005	Thermostat Housing Gasket	A026E6102Z	1		
006	Camshaft Front Oil Seal	B907E6042Z	2		
007	Camshaft Rear Cover/Carb. Mounting 'O' Ring	A907E6027Z	10		Prior to Eng. No. 22891 (Jan '86)
008	Cam Cover Screw Washer	A074E6009Z	12		From Eng. No. 22891
009	'O' Ring, Cam Cover Fixings	A912E6695F	6		
010	Cam Housing Oil Feed 'O' Ring	A907E6202Z	2		
	Engine Upper Gasket Set	A912E9228W		1	
	Comprising:-				
012	Cylinder Head Gasket	B907E0026Z		1	
013	Cam Cover Gasket	A912E2040E		2	
014	Inlet Manifold Gasket	A912E2009F		1	
015	Exhaust Manifold Gasket	A912E2107F		4	
016	Thermostat Housing Gasket	A026E6102Z		1	
017	Camshaft Front Oil Seal	B907E6042Z		2	
018	Camshaft Rear Cover/Carb. Mtg. 'O' Ring	A907E6027Z		10	
019	'O' Ring, Cam Cover Fixings	A912E6695F		6	
020	'O' Ring, Cam Housing Oil Feed	A907E6202Z		2	
021	'O' Ring, Cam Housing Access Plugs	A912E6694F		10	

Esprit S3 40.28A

MAR 1987



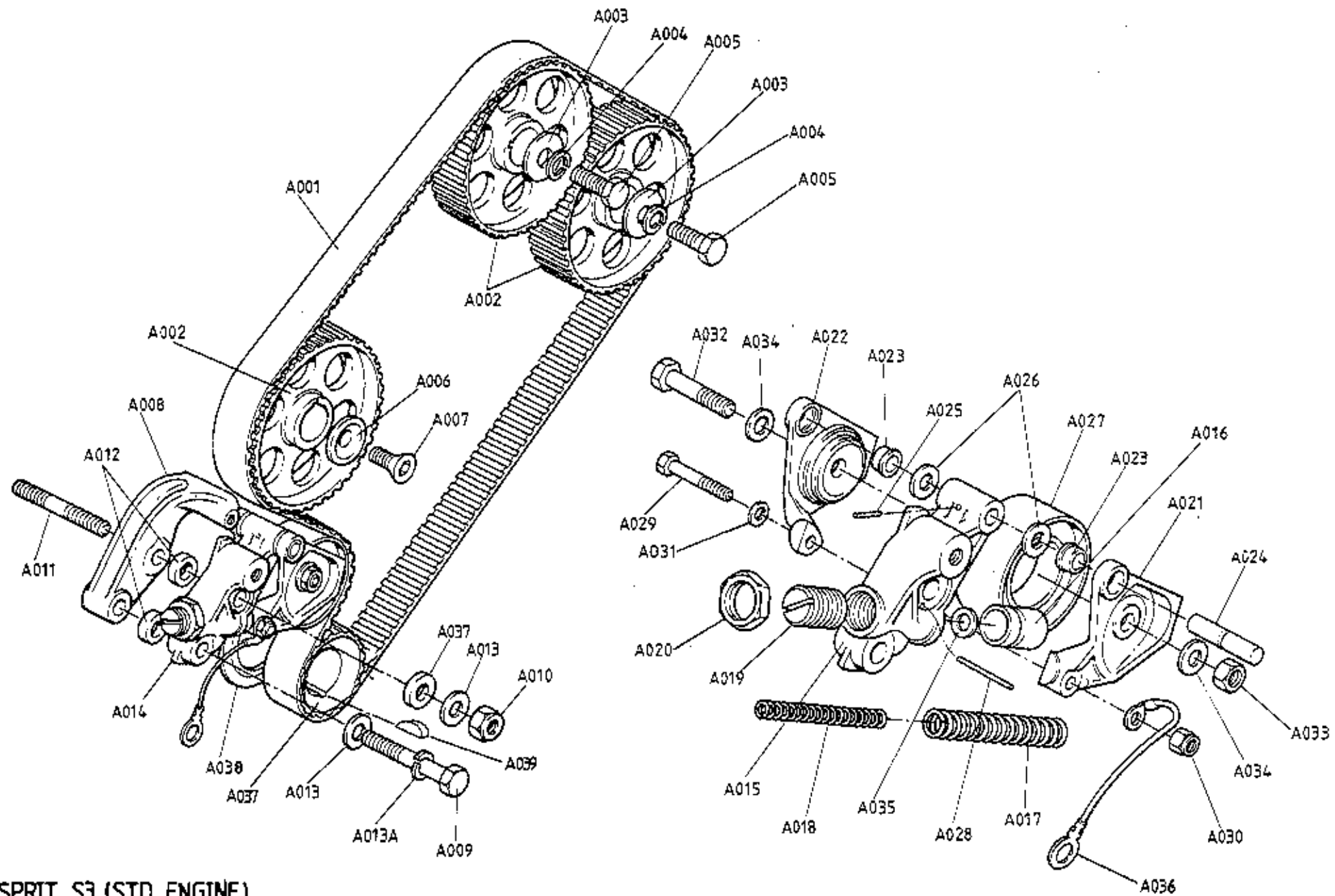
ESPRIT S3
4028B

ILLUS. NO.	DESCRIPTION	PART NUMBER	QUANTITY		REMARKS
			ALL		
40.28B	Engine Lower Gasket Set	B907E0808W	1		
	Comprising:-				
1	Front Cover Gasket	A907E0245Z	1		
2	Water Pump Gasket	A907E0246Z	1		
3	Oil Gallery Cover Gasket	A907E0438Z	1		
4	Auxiliary Housing Gasket	C907E0442Z	1		
5	Oil Pump Gasket	A907E0474Z	1		
6	Rear Seal Housing Gasket	A907E0671Z	1		
7	Crankshaft Front Oil Seal	B907E6010Z	1		
8	Crankshaft Rear Oil Seal	A907E0631Z	1		
9	Oil Pick Up Pipe Olive	A907E0606Z	1		
10	Sump Gasket	A907E0630Z	1		Not used on 912 engines

MAR 1987

d2p85

Esprit S3 40.28B



ESPRIT S3 (STD. ENGINE)
 4101A

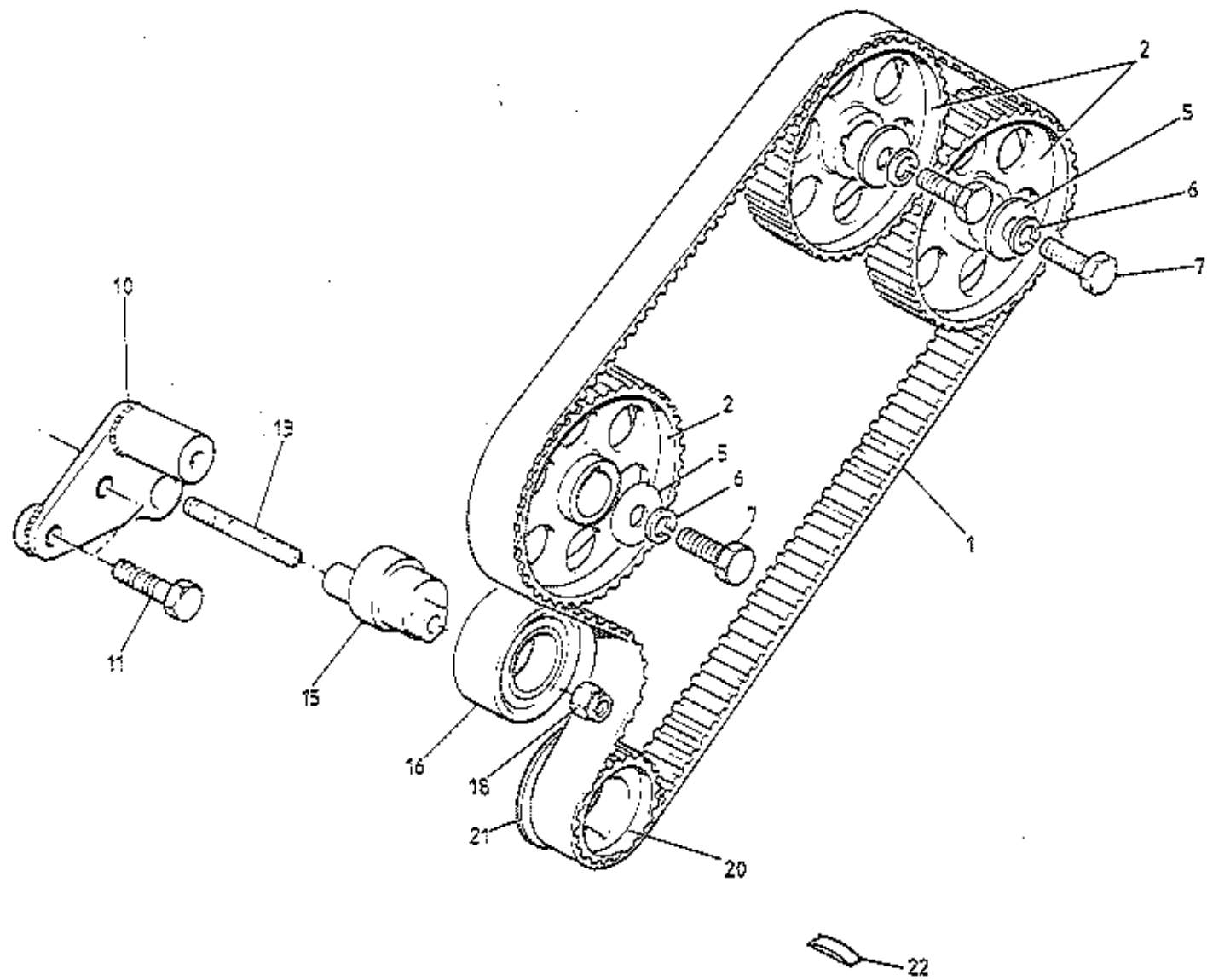
ILLUS. NO.	DESCRIPTION	PART NUMBER	QUANTITY		REMARKS
			STD. HEATER	STD. A/C	
41.01A					
					This page for Std. Engines Prior VIN * For 'H.C.' Engines from VIN * see 41.01B
A001	Toothed Belt, Camshaft Timing	A907E0191Z	1	1	Trapezoidal Tooth Profile
A002	Toothed Pulley, Camshaft/Aux. Shaft	A910E0309F	3	3	Green dots 104° M.O.P.
A003	Washer, Camshaft Pulley Retention	A907E6026Z	2	2	
A004	Washer, Spring, Camshaft Pulley Retention	A075W4037Z	2	2	
A005	Bolt, M10 x 35, Camshaft Pulley Retention	A075W2051Z	2	2	
A006	Washer, Special, Pulley to Aux. Shaft	A907E0576Z	1	1	
A007	Screw, Countersunk, Pulley to Aux. Shaft	A075W7018Z	1	1	
A008	Snubber, Aux. Shaft Pulley	B907E1140F	1		IF fitted
A009	Bolt, M10 x 70, Belt Tensioner/Block	A075W2058Z	1	2	
A010	Nut, Nyloc, M10, Belt Tensioner/Block	A075W3011Z	1		
A011	Stud, M10, Belt Tensioner/Block	B907E0504K	1		
A012	Spacer, Snubber to Tensioner	A907E1139F	2		Used only if snubber fitted
	Spacer, 25mm, Tensioner to Block	A907E1138F	2		Used if no snubber fitted
A013	Washer, Flat, Tensioner Fixing	A075W4024Z	2	2	
A013A	Washer, Spring, Tensioner Fixing	A075W4037Z	1	2	
A014	Tensioner Assembly, Timing Belt	A907E0893K	1		with slot head adjustment
	Tensioner Assembly, Timing Belt	A907E0913K		1	with hex. head adjustment
A015	Housing, Belt Tensioner	B907E1143F	1	1	
A016	Piston, Nylatron, Belt Tensioner	A907E1245F	1	1	
A017	Spring, Outer, Belt Tensioner	A907E1164F	1	1	
A018	Spring, Inner, Belt Tensioner	A907E1165F	1	1	
A019	Seat, Tensioner Spring	A907E1146F	1		Slot Head
	Seat, Tensioner Spring	A907E1269F		1	Hexagon Head
A020	Locknut, Spring Seat	A907E1149F	1	1	
A021	Yoke, Front	B907E1141F	1	1	
A022	Yoke, Rear	B907E1142F	1	1	
A023	Bush, Shouldered, Yoke Pivot	B907E1163F	2	2	* VIN 85 D 2427
A024	Pin, Yoke Pivot	A907E1144F	1	1	85 - 0724
A025	Spiral Pin, Pivot Pin Retaining	A907E6283F	1	1	
A026	Rubber Washer, Yoke Pivot	A907E1148F	2	2	

Esprit S3 (Std. Engine) 41.01A
Page 1

ILLUS. NO.	DESCRIPTION	PART NUMBER	QUANTITY		REMARKS
			STD. HEATER	STD. A/C	
41.01A					
					This page for Std. Engines Prior VIN * For 'H.C.' Engines from VIN * see 41.01B
A027	Pulley/Bearing, Tensioner	A907E6249F	1	1	
A028	Locking Pin, Tensioner Spring	A907E1195F	1	1	
A029	Bolt, M6 x 30, Yoke Clamping	A075W2028Z	1	1	
A030	Nut, Nyloc, M6, Yoke Clamping	A907E6285Z	1	1	
A031	Washer, Flat, Yoke Clamping	A075W4013Z	1	1	
A032	Bolt, M8 x 35, Yoke Clamping	A075W2038Z	1	1	
A033	Nut, M8, Yoke Clamping	A075W3021Z	1	1	
A034	Washer, Flat, Yoke Clamping	A075W4020Z	1	1	
A035	Washer, Spring to Piston	A075W4065Z	1	1	
A036	Earth Strap, Tensioner	A082M4209F	1	1	
A037	Toothed Pulley, Cam Timing Belt	D907E0095Z	1	1	Trapezoidal Tooth Profile
A038	Flange, Toothed Pulley, Rear	A907E0096Z	1	1	
A039	Woodruff Key, Toothed Pulley	A907E6016Z	1	1	

* VIN 85 D 2427
85 - 0724

Esprit S3 (Std. Engine) 41.01A
Page 2

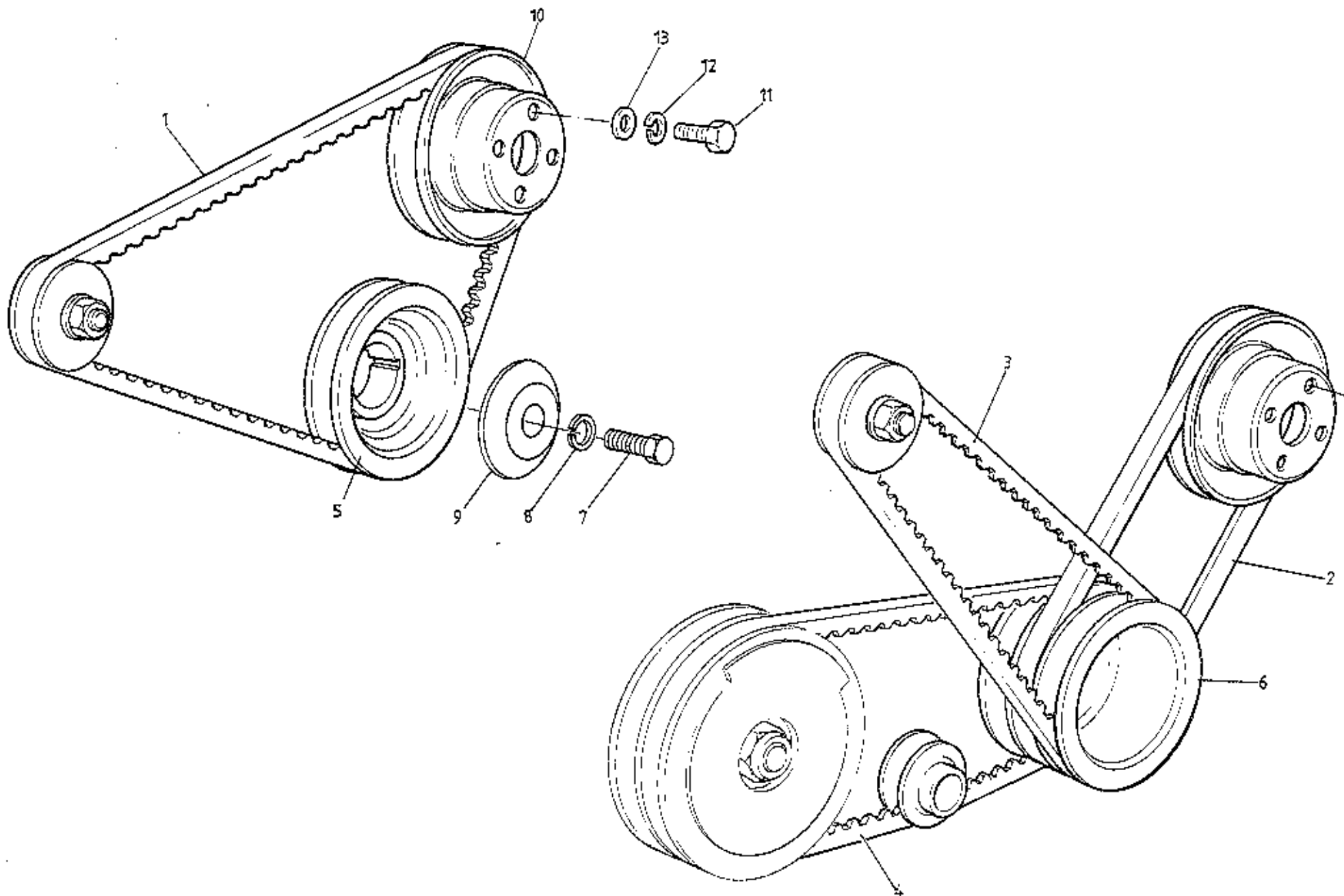


ESPRIT S3 (H.C. ENGINE)
4101B

ILLUS. NO.	DESCRIPTION	PART NUMBER	QUANTITY		REMARKS
			H.C. ENGINE		
41.01B					
					<u>This page for 'H.C.' Engines from VIN *</u> <u>For Std. Engines prior Vin * see 41.01A</u>
1	Toothed Belt, Camshaft Driving	A912E6697F	1		H.T.D. Tooth Profile
2	Toothed Pulley, Camshaft/Aux. Shaft	A912E2019F	3		Green Dots. 104° M.O.P.
5	Washer, Camshaft Pulley Retention	A907E6026Z	3		
6	Washer, Spring, Camshaft Pulley Retention	A075W4037Z	3		
7	Bolt, M10 x 35, Pulley Fix	A075W2051Z	3		
10	Bracket, Belt Tensioner to Block	A912E2275F	1)Heater Only Cars (A/C Cars see 40.23A)
11	Bolt, M10 x 45, Belt Tensioner to Block	A075W2053Z	2)
	Washer, M10, Belt Tensioner to Block	A075W4024Z	2)
13	Stud, M10, Tensioner Fixing	B907E0504Z	1		
15	Eccentric Hub, Belt Tensioner	A912E2176F	1		
16	Pulley/Bearing, Belt Tensioner	A907E6249F	1		
18	Nut, Nyloc, M10	A075W3011Z	1		
	Washer, Plain, Tensioner Fix	A075W4024Z	1		
20	Toothed Pulley, Crankshaft, Cam Belt Drive	A912E2018F	1		H.T.D. Tooth Profile
21	Flange, Toothed Pulley Rear	A907E0096Z	1		
22	Woodruff Key, Toothed Pulley	A907E6016Z	1		
					* VIN 85 D 2427 85 - 0724
					Esprit ('H.C.' Engines) 41.01B

MAR 1987

d2p86



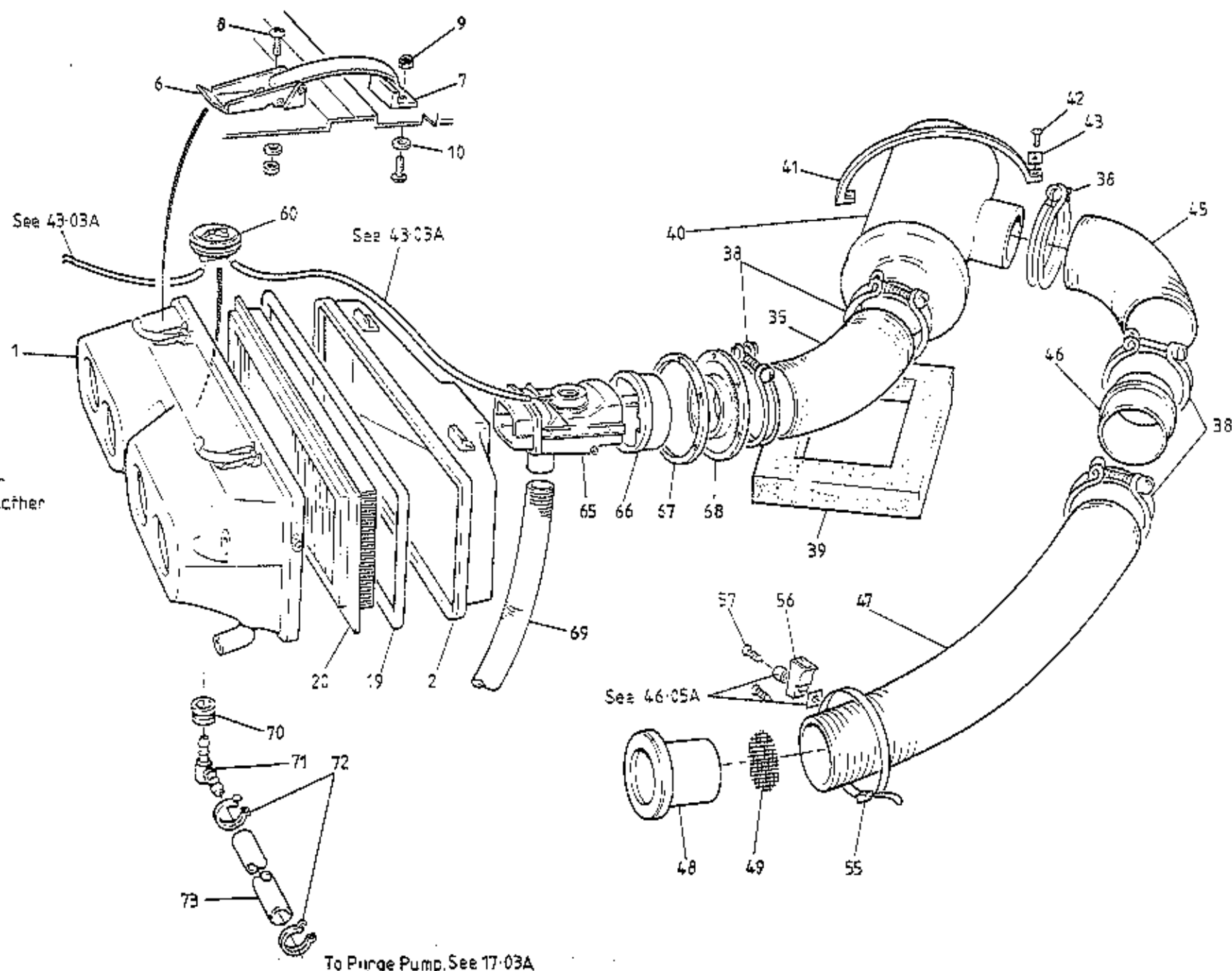
ESPRIT S3
41.03A

ILLUS. NO.	DESCRIPTION	PART NUMBER	QUANTITY		REMARKS
			HEATER NOT H.C.	A/C & ALL H.C.	
41.03A					
1	'V' Belt, Water Pump/Alternator	A907E6201Z	1		R/B A912E6587F
	'V' Belt, Water Pump/Alternator	A912E6587F	1		
2	'V' Belt, Water Pump	A907E6296F		1	
3	'V' Belt, Alternator	A907E6332F		1	
4	'V' Belt, Compressor, Plain	A907E6333F		1	Use with Adjuster Bckt B907E0898J*
	'V' Belt, Compressor, Moulded Cog	A910E6656F		1	" " " " A910E9049J*
5	Pulley, Crankshaft, Single Groove	A907E1191F	1		
6	Pulley, Crankshaft, Triple Groove	A907E1193F		1	
7	Setscrew, 1/2" UNF x 1 1/2", Pulley to Crank	A075W1020Z	1	1	
8	Washer, Spring, Pulley to Crankshaft	A075W4038Z	1	1	
9	Washer, Conical, Pulley to Crankshaft	B907E1106F	1	1	
10	Pulley, Water Pump	A907E6294F	1	1	
11	Setscrew, M8 x 16, Pulley Fixing	A075W1036Z	4	4	
12	Washer, Spring, Pulley Fixing	A075W4036Z	4	4	
13	Washer, Flat, Pulley Fixing	A075W4020Z	4	4	
					* See Section 40.23A

MAR 1987

d2p52

Esprit S3 41.03A



ESPRIT-S3
 42-01A

ILLUS. NO.	DESCRIPTION	PART NUMBER	QUANTITY		REMARKS
			STD. ENGINES	'H.C.' ENGINES	
42.01A					
1	Airbox Backplate Assembly, inc. Strikers	A907E0921J	1		
	Airbox Backplate Assembly, inc. Latches	B912E9210J		1	
2	Airbox Cover Assembly, inc. Latches	A907E0920J	1		
	Airbox Cover Assembly, inc. Strikers			1	
6	Latch, Airbox Cover	A907E6302F	4		
	Latch, Airbox Backplate	A907E6345F		3	
7	Striker Plate, Airbox Backplate	A907E6303F	4		
	Striker Plate, Airbox Cover	A907E6346F		3	
8	Screw, M3 x 12, Latch/Striker Fixing	A089W5077F	16	12	
9	Nut, Nyloc, M3, Latch/Striker Fixing	A079W3060Z	16	12	
10	Washer, Latch/Striker Fixing	A075W4001F	16	12	
19	Seal, Airbox Cover to Backplate	C907E0588F	1	1	
20	Air Filter Element	A907E6182F	1	1	
	Induction Hose, Airbox to Silencer (500mm)	A085E4097K	1		
35	Induction Hose, A.T.C. to Silencer (380mm)	B085E4097K		1	
38	Hose Clip, 3 5/8", Induction Hose	A036S6006Z	5	5	
39	Foam Pad, Intake Silencer to Tankboard	A085V7436	1	1	
40	Intake Silencer	A085E4098J	1	1	
41	Strap, Intake Silencer Securing	A085U5107	1	1)
42	Screw, Strap to Tankboard	A075W5040	2	2)If fitted
43	Washer, Strap Fixing	A075W4009Z	2	2)
45	Ducting, 3 1/2" Silencer to Connector Sleeve	A085E4096K	1	1	
46	Connector Sleeve, Intake Trunking	A085E4099K	1	1	
47	Trunking, Intake	B079E4046F	1	1	
48	Venturi, Intake Trunking	A907E0655K	1	1	
49	Mesh, Intake Trunking	A085E4106K	1	1	
55	Tie Wrap, Intake Trunking Securing	A079W6224F	1	1	>
56	Cradle, Tie Wrap Mounting	A085W6276F	1	1	>If fitted
57	Screw, No. 6 x 1", Cradle Fixing	A075W5022Z	1	1	>
60	Sensor, Air Intake Temperature Control	A912E9239F		1	
	Grommet, Sensor Mounting	A912E6887H		1	
	Clip, Sensor Fix	A912E6888H		1	
65	Air Temperature Control Divertor Flap	A912E6885		1	

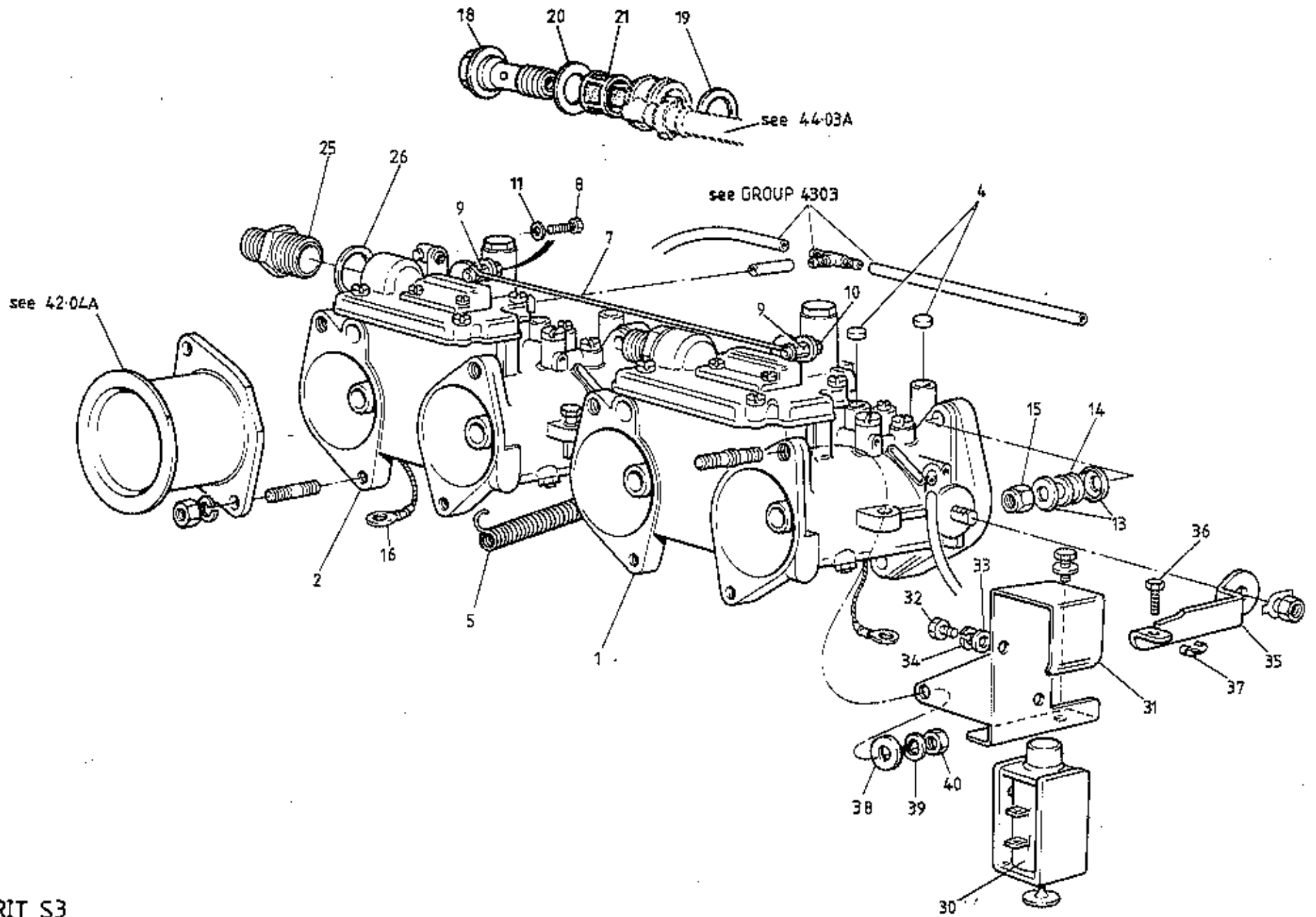
ILLUS. NO.	DESCRIPTION	PART NUMBER	QUANTITY		REMARKS
			STD. ENGINES	H.C. ENGINES	
42.01A					
66	Adaptor, A.T.C. to Airbox	A912E2344K		1	
67	Fixing Ring, Grommet/Sidewall	A085U5740K		1	
68	Grommet, Engine Bay Sidewall	A085E4151K		1	
	Screw, No. 10 x 3/4", Grommet Fix	A075W5041Z		6	
	Spire Nut, Captive, No. 8, Grommet Fix	A075W6016Z		6	
69	Pipe, Hot Air Duct, A.T.C.	A912E2350F		1	
70	Grommet, Airbox/Elbow	X036B6010Z		1	
71	Elbow Connector, Purge Pump Hose	A912E6854F		1	
72	Hose Clip, 20-32mm, Hose Fix	A907E6085Z		2	
73	Pipe, Airbox to Purge Pump	A912E2338F		1	
	Pipe, Purge Pump Exhaust	A912E2339F		1	
	Clip, 12-20mm, Pipe Fix	A079M6132F		3	

MAR 1987

d2p88.

Esprit S3 42.01A

Page 2

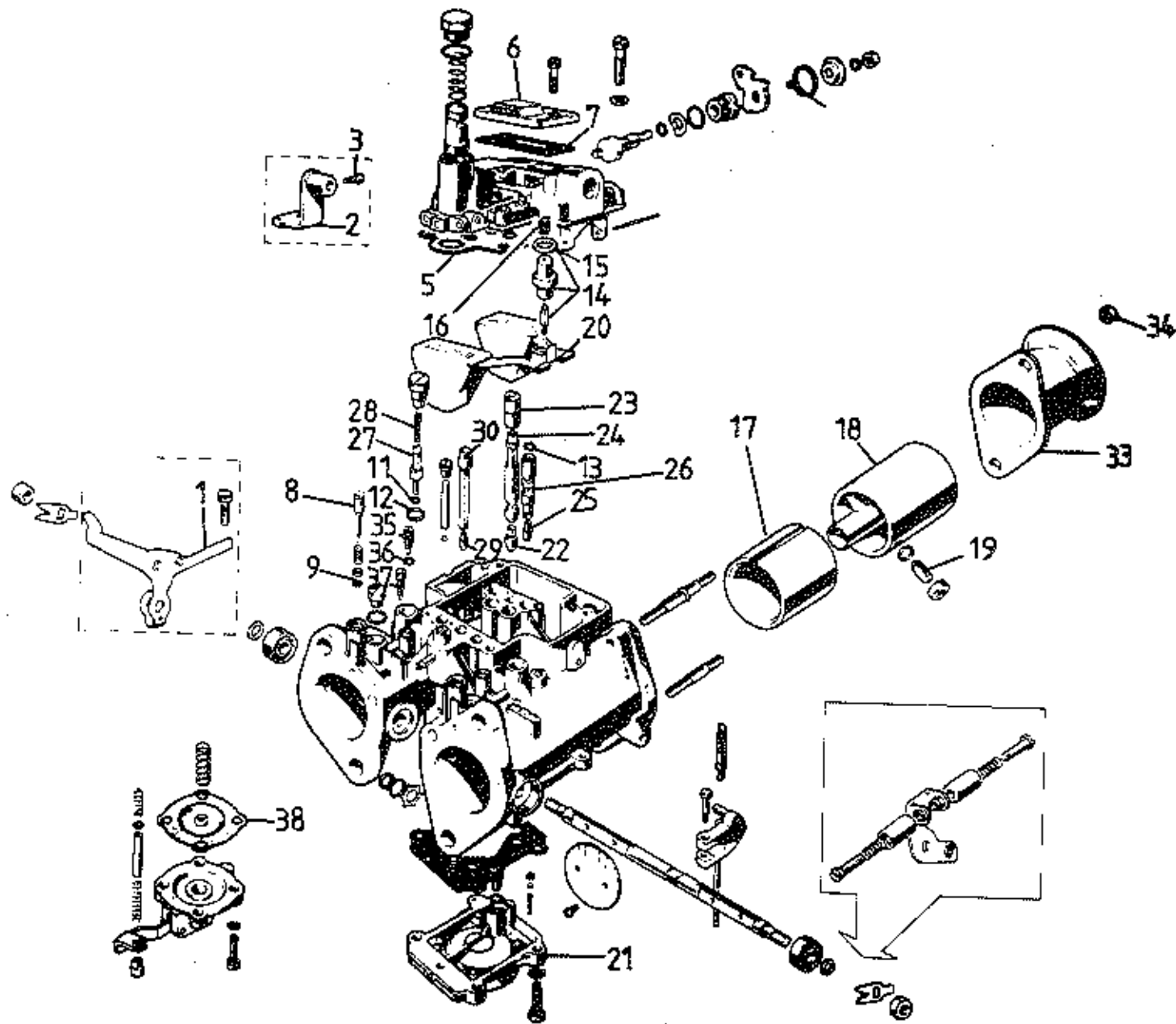


ESPRIT S3
 4203A

ILLUS. NO.	DESCRIPTION	PART NUMBER	QUANTITY		REMARKS
			STD. ENGINE	H.C. ENGINE	
42.03A					
1	Carburettor, Dellorto DHLA 45E, Front	A912E0940J	1		
	Carburettor, Dellorto DHLA 45D, Front	A912E2336F		1	
2	Carburettor, Dellorto DHLA 45E, Rear	A912E0941J	1		
4	Carburettor, Dellorto DHLA 45D, Rear	A912E2337F		1	
5	Plug, Anti-Tamper	A907E1227F	8	8	
5	Spring, Throttle Return	A907E6195Z	1	1	
7	Link, Cold Start Interconnection	A907E6250H	1	1	
	Screw, Drilled, Choke Cable to Lever	A036E6146Z	1		
8	Setscrew, Drilled, Choke Cable to Lever	A910E6530F		1	
	Washer, Plain, 4 mm	A036E6145Z	1	1	
9	Trunnion, Cold Start Lever	A910E6532F	2	2	
10	Screw, Link to Lever	A036E6143Z	1	1	
11	Washer, Spring, 4 mm	A036E6045Z	1	1	
13	Cup Washer, Carb. to Manifold	C036E0471Z	16	16	
14	Rubber Bush, Carb. to Manifold	A036E0470Z	8	8	
15	Nut, Nyloc, Carb. to Manifold	A075W3010Z	8	8	
16	Earth Braid	A085M4207F	2	2	
18	Banjo Bolt, Fuel Pipe to Carbs	A912E6555F	2		
19	Washer, Banjo, Small	A036E6089Z	2		
20	Washer, Banjo, Large	A036E6085Z	2		
21	Filter, Banjo	A036E6088F	2		
25	Union, Fuel Pipe	B912E1798F		2	
26	Washer, Fuel Union	A910E6651F		2	
30	Solenoid, Throttle Jacking	B910E9030J		1	
31	Bracket, Solenoid to Carb.	A912E2231F		1	
32	Setscrew, M4 x 6, Solenoid to Brkt.	A075W1087F		2	
33	Washer, Plain, Solenoid to Brkt.	A075W4073Z		2	
34	Washer, Spring, Solenoid to Brkt.	A075W4088Z		2	
35	Lever, Throttle Jacking	A910E1872E		1	
36	Screw, Throttle Jacking Lever	A910E6617F		1	
37	Locking Clip	A910E6618F		1	
38	Washer, Flat, Brkt. to Carb.	A075W4063Z		1	
39	Washer, Spring, Brkt. to Carb.	A075W4035Z		1	
40	Nut, M6, Brkt. to Carb.	A075W3020Z		1	

Esprit S3 42.03A

MAR 1987
d2p54

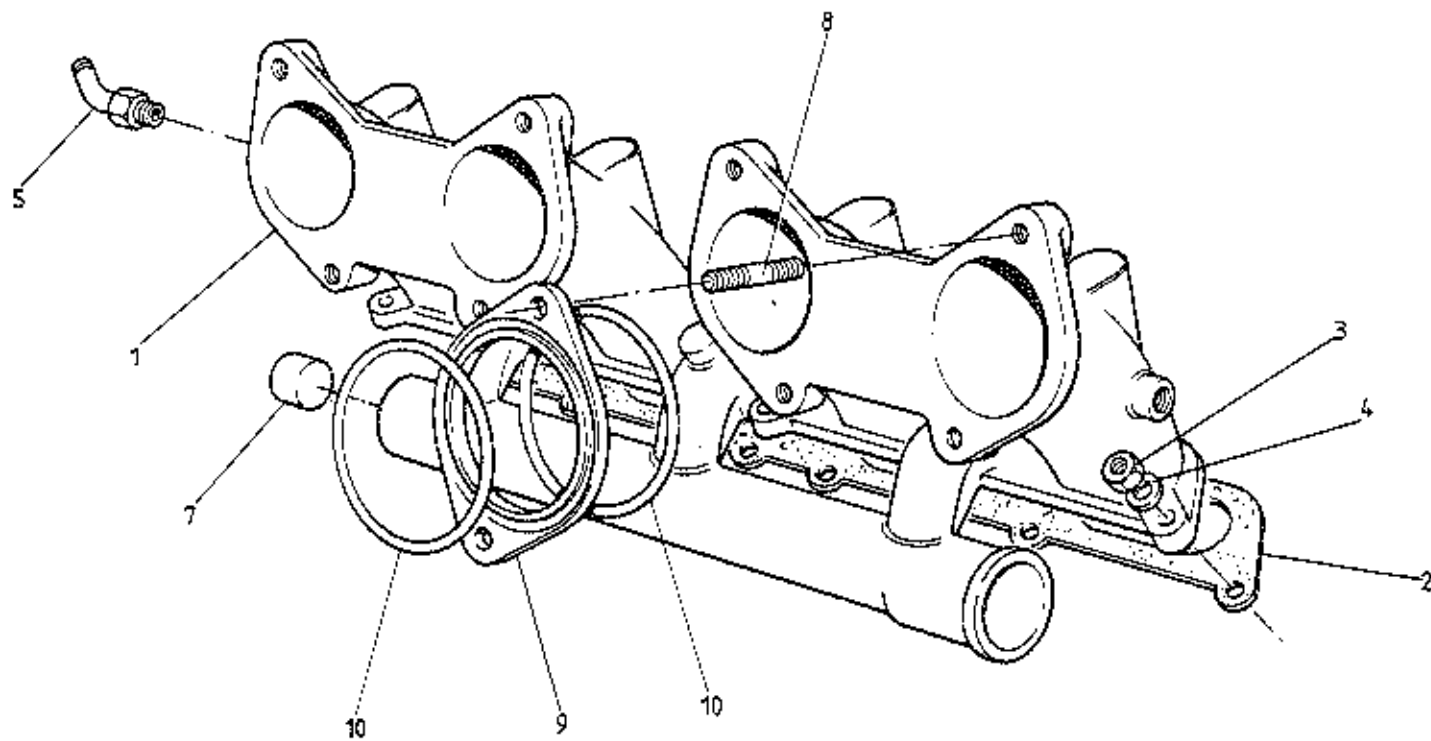


ESPRIT S3
42.04A

ILLUS. NO.	DESCRIPTION	PART NUMBER	QUANTITY		REMARKS
			STD. ENGINE	'H.C.' ENGINE	
42.04A					
1	Throttle Lever	A907E6086Z	1	1	
2	Abutment, Choke Cable	A036E6064Z	1	1	
3	Screw, Choke Cable to Abutment	A074K6002Z	1	1	
5	Gasket, Float Chamber	A036E6069Z	2		Brown 'paper' type)R/B B901E6835
	Gasket, Float Chamber	A910E6689	1		Black 0.4mm)
	Gasket, Float Chamber	B910E6835	1	1	Red 0.6mm
6	Jet Cover	A036E6073F	2	2	
7	Gasket, Jet Cover	A036E6075Z	2	2	Brown 'paper' type
8	Screw, Idle CO Adjust	A036E6097Z	4	4	
9	'O' Ring, Idle CO Adjust Screw	A036E6096Z	4	4	
11	'O' Ring, Small, Pump Jet	A036E6100Z	4	4	
12	'O' Ring, Large, Pump Jet	A036E6101Z	4	4	
13	'O' Ring, Idle Emulsion Tube	A036E6107Z	4	4	
14	Needle Valve, 170	A911E6446H	2	2	
15	Gasket, Needle Valve	A036E6070Z	2	2	
16	Filter, Needle Valve	A910E6678F	2	2	
17	Choke, 37 mm	A911E6365H	4	4	
18	Auxiliary Venturi	A912E6450H	4	4	
	Auxiliary Venturi	A910E6680		4	
19	Screw and Nut, Aux. Venturi	A907E6091Z	4		
20	Float Assembly, 8.5g	A911E6444H	2	2	
21	Accelerator Pump Body, 30 mm	A912E6451E	2		
	Accelerator Pump Body, 27 mm	A910E6681F		2	
22	Main Jet, 160	A907E6277H	4		
	Main Jet, 135	A912E6849E		4	
23	Air Corrector Jet, Main, 230	A907E6279E	4		
	Air Corrector Jet, Main, 150	A912E6850H		4	
24	Emulsion Tube, Main, 7772-8	A907E6278H	4	4	
25	Idle Jet, 55	A907E6212F	4		
	Idle Jet, 56	A912E6878		4	
26	Idle Air Tube, 6 x 0.75	A912E6447H	4	4	
27	Pump Jet, 50E	A912E6448H	4		
	Pump Jet, 45H	B907E6213Z		4	
28	Filter, Pump Jet	A910E6686F	4	4	

MAR 1987
a2p55

ILLUS. NO.	DESCRIPTION	PART NUMBER	QUANTITY		REMARKS
			STD. ENGINE	'H.C.' ENGINE	
42.04A					
29	Starter Jet, 80	A912E6449H	2	2	
30	Emulsion Tube, Starter	A907E6188H	2	2	
33	Inlet Trumpet	A907E6090H	4	4	
34	Nut, Nyloc, M6, Trumpet Fixing	A075W3009Z	8	8	
35	Air Bleed Screw	A910E6775F	4	4	
36	'O' Ring, Air Bleed Screw	A910E6776F	4	4	
37	Plug, Vacuum Tapping Orifice	A910E6777F	4	4	
38	Accelerator Pump Diaphragm	A907E6309F	2		
	Accelerator Pump Diaphragm	A910E6852		2	
	Gasket Kit (all gaskets & seals for 2 carbs)	A907E6092Z	1	1	R/B B910E6599
	Gasket Kit (all gaskets & seals for 2 carbs)	B910E6599*	1	1	Includes in addition 'Turbo' type jet cover gaskets (red)



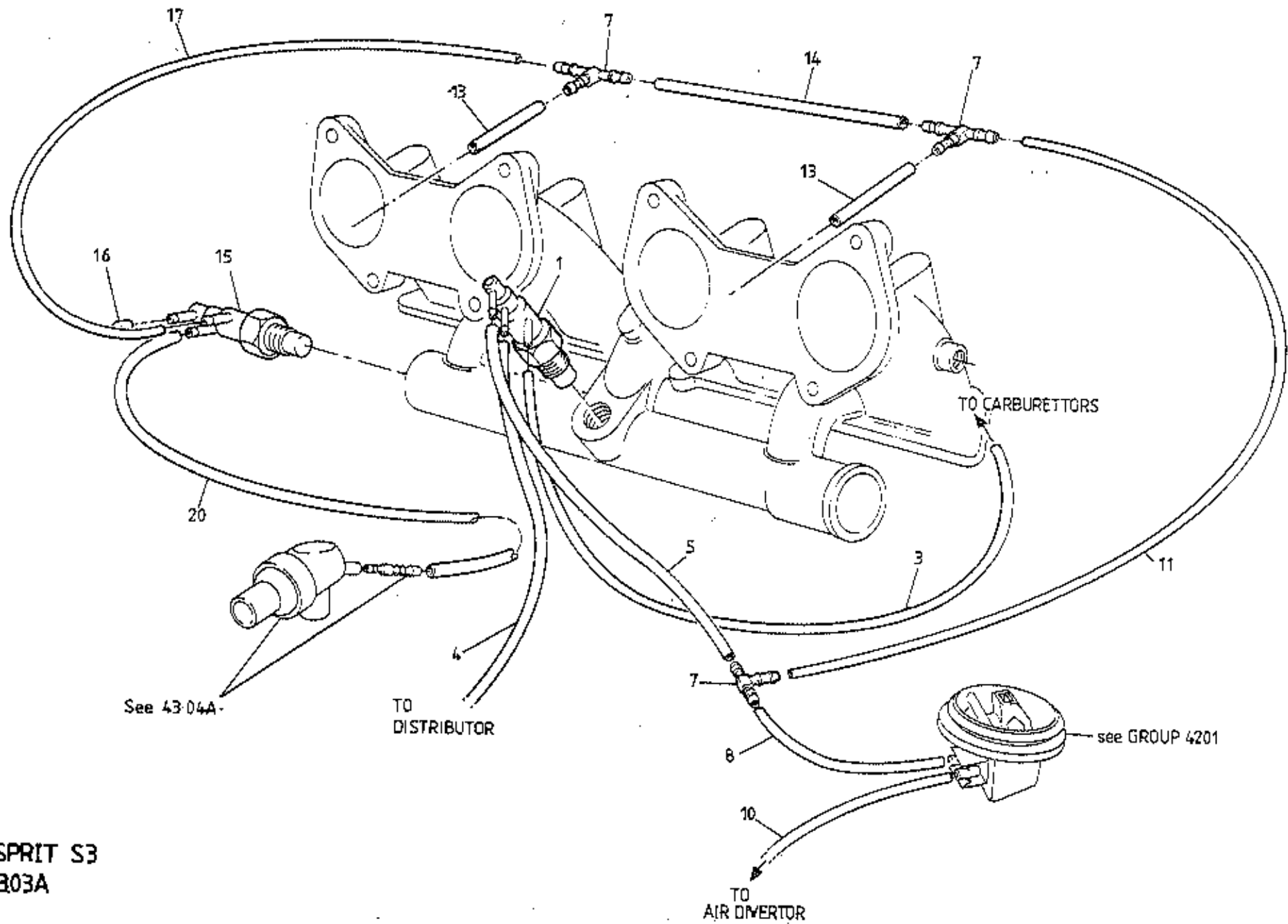
ESPRIT S3
4207A

ILLUS. NO.	DESCRIPTION	PART NUMBER	QUANTITY		REMARKS
			STD. ENGINE	H.C. ENGINE	
42.07A					
1	Inlet Manifold	C907E0123K	1		
	Inlet Manifold	A912E2184F		1	
2	Gasket, Manifold to Head	A907E0204Z	1		
	Gasket, Manifold to Head	A912E2009F		1	
3	Nut, M8, Manifold to Head	A075W3021Z	9	9	
4	Washer, Manifold to Head	A075W4020Z	9	9	
5	Union, Vacuum Take Off, Servo/Heater	A074E0367Z	2	2	
7	Plug, Blanking, Water Pipe	A907E1161F	1		Inc. in Manifold
8	Stud, Manifold to Carb.	B907E0130K	8	8	
9	Spacer Plate, Manifold to Carb.	E907E0129Z	4	4	
10	'O' Ring, Carb. Insulation	A907E6027Z	8	8	

MAR 1987

d2p57

Esprit S3 42.07A



ESPRIT S3
 4303A

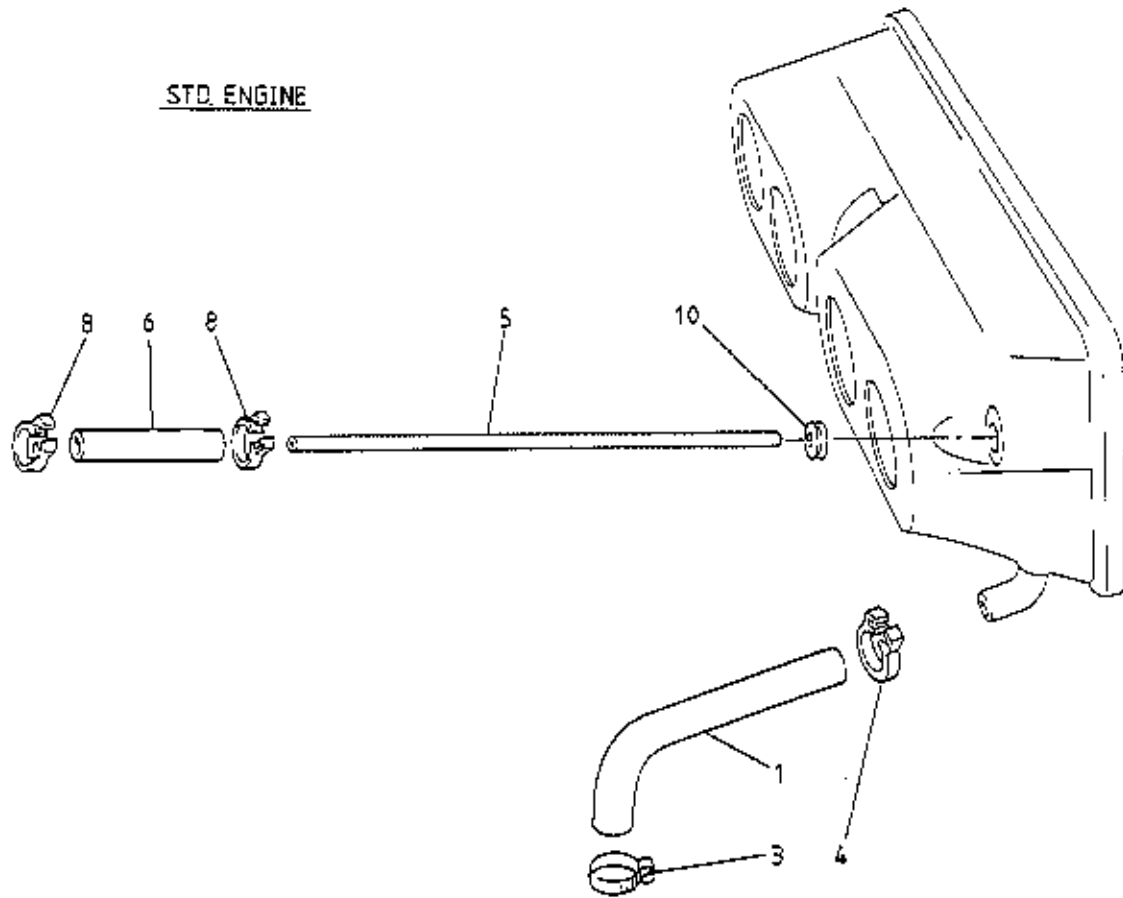
ILLUS. NO.	DESCRIPTION	PART NUMBER	QUANTITY		REMARKS
			'H.C.'		
43.03A			ENGINES		
1	Thermal Ignition Valve (T.I.V.)	A912E6796F	1		Light Green
3	Hose, Vacuum, T.I.V. to Throttle Edge Port	B912E2224K	1		Black/White (350mm of A910E6784F)
4	Hose, Vacuum, T.I.V. to Distributor	A912E2223K	1		Black (260mm of A910E6786F)
5	Hose, Vacuum, T.I.V. to 'T'-Piece	A912E2346	1		Black/Red (100mm of A910E6783F)
7	'T'-Piece	A082J6089F	3		
8	Hose, Vacuum, 'T'-Piece to A.T.C. Sensor	A912E2348	1		Black (110mm of A910E6786F)
10	Hose, Vacuum, A.T.C. Sensor to Air Divertor	A912E2349	1		Black (390mm of A910E6786F)
11	Hose, Vacuum, 'T'-Piece Interconnect	A912E2347	1		Black/Red (365mm of A910E6783F)
13	Hose, Vacuum, 'T'-Piece to Carburettor	A912E2240K	2		
14	Pipe, 'T'-Piece Interconnect	A912E2351K	1		210mm
15	Cold Enrichment Thermal Valve (C.E.T.V.)	A910E6883F	1		Brown
16	Cap, Blanking, C.E.T.V.	A912E6804F	1		
17	Hose, Vacuum, C.E.T.V. to 'T'-Piece	A912E2237F	1		270mm
20	Hose, Vacuum, C.E.T.V. to Breather Valve	A912E2241K	1		110mm

MAR 1987

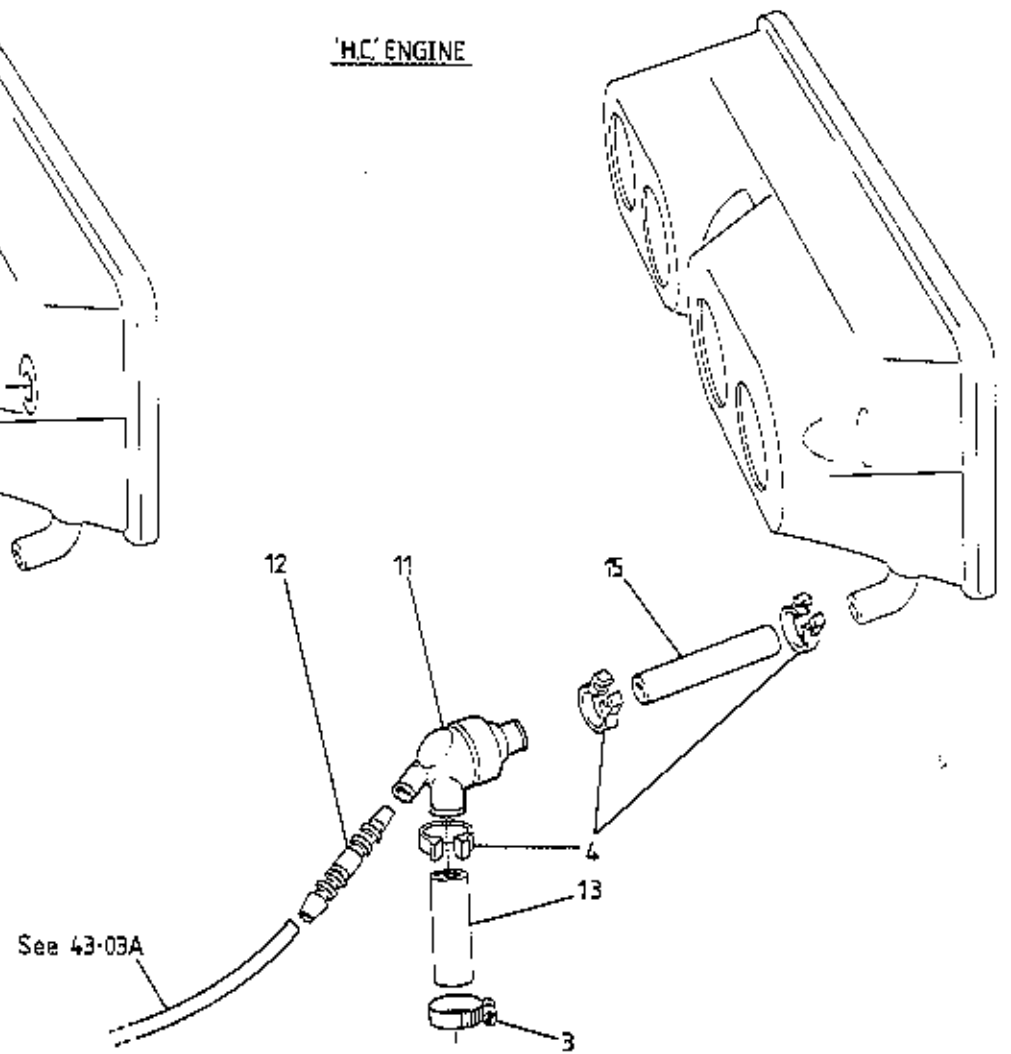
d2p87

Esprit S3 ('H.C.' Engine) 43.03A

STD. ENGINE



'H.C.' ENGINE

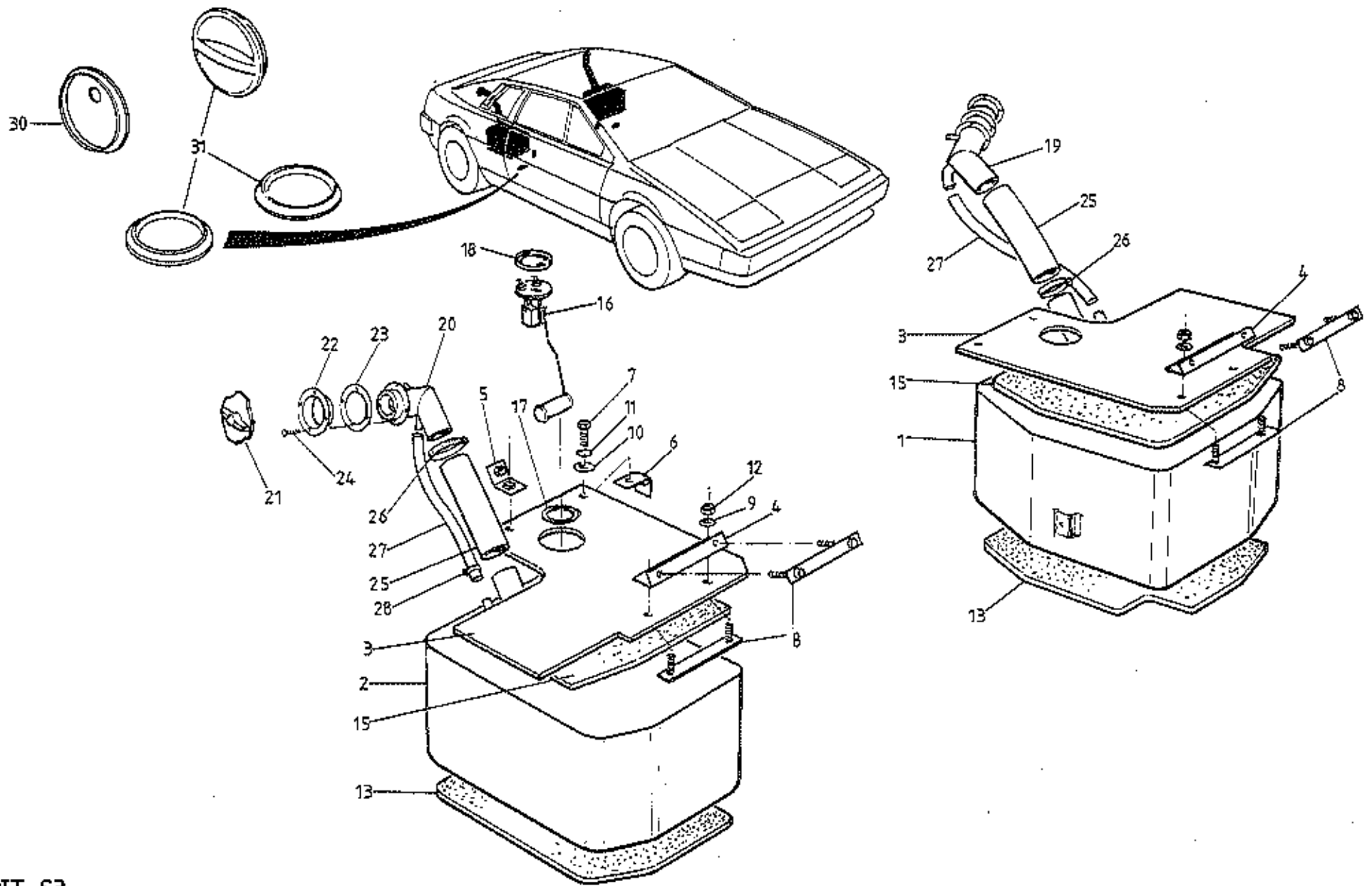


See 43-03A

ILLUS. NO.	DESCRIPTION	PART NUMBER	QUANTITY		REMARKS
			STD. ENGINE	H.C. ENGINE	
43.04A					
1	Hose, Breather, Crankcase to Airbox	E907E0636Z	1		
3	Hose Clip, Breather Hose to Crankcase	A907E6085Z	1	1	
4	Snapper Clip, Hose to Airbox	A075W6211Z	1	3	
5	Pipe, Breather, Airbox to Cam Cover	A907E1264F	1)
6	Hose, Breather Pipe to Cam Cover	A907E6218F	1) Prior to Eng. No. 22891
8	Snapper Clip, Hose to Pipe & Cam Cover	A075W6205Z	2)
10	Grommet, Cam Cover Breather Pipe to Airbox	X036L6004Z	1)
11	Crankcase Breather Valve (C.B.V.)	A912E6802F		1	
12	Adaptor, Breather Hose to C.B.V.	A912E6806F		1	
13	Hose, Breather, C.B.V. to Crankcase	B912E2236F		1	
15	Hose, C.B.V. to Airbox	A910E2309F		1	

MAR 1987
d2p89

Esprit S3 43.04A



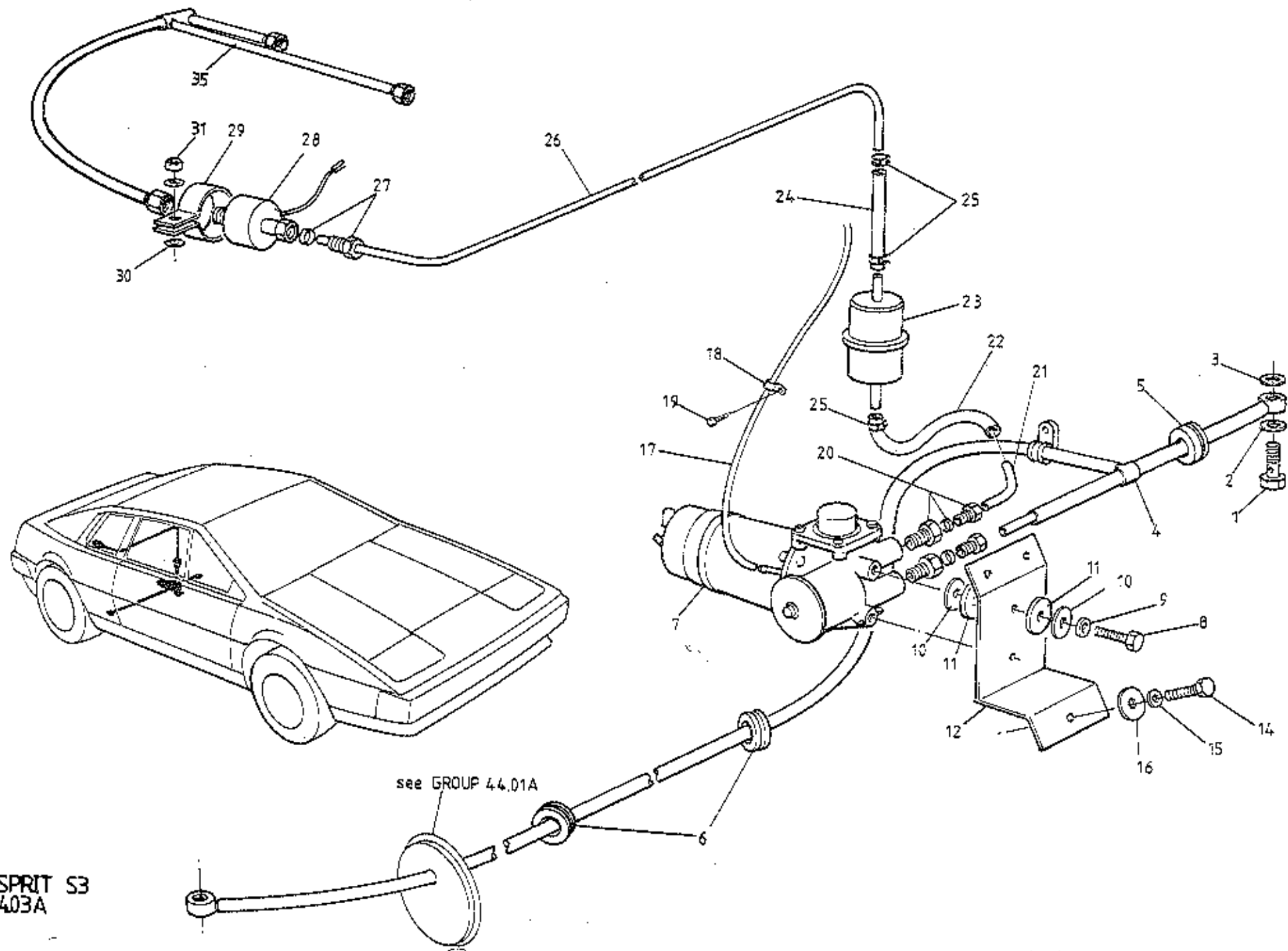
ESPRIT S3
44.01A

ILLUS. NO.	DESCRIPTION	PART NUMBER	QUANTITY		REMARKS
			ALL		
44.01A					
1	Fuel Tank, LH	B079L4029F	1		
2	Fuel Tank, RH	B079L4039F	1		
3	Board, Fuel Tank Top	A085U4782F	2		
4	Bracket, Tankboard to Bulkhead	AC79U4474K	2		
5	Bracket, Tankboard to Wheelarch	AD79U4475K	2		
6	Bracket, Tankboard to Body	A085U47834F	2		
7	Bolt, M8 x 25, Boards/Brackets/Body	AC75WL039Z	10		
8	Studplate, Brackets/Bulkheads/Boards	AD79U4482F	4		
9	Washer 1 1/4" O/D, Tankboard to Bulkhead Brkt.	AC75W4022Z	2		
10	Washer, 25mm O/D, Boards/Brackets/Body	AD75W4021Z	12		
11	Washer, Spring, 8mm, Boards/Brackets/Body	AD75W4036Z	12		
12	Nut, Nyloc, M8, Boards/Brackets/Body	AD75W3010Z	8		
13	Foam, Tank Seating	A079L4032K	2		
14	Foam, Tank Clamping	B079L4033K	2		
15	Foam, Tank Clamping	AC82L4077K	2		
16	Sender Unit, Fuel Gauge	AD79N6029F	1		
17	Gasket, Sender Unit	A050L6001F	1		
18	Locking Ring, Sender Unit	A075L6019F	1		
19	Filler Neck, LH	D082L4049F	1		
20	Filler Neck, RH	D082L4050F	1		
21	Filler Cap Assembly	B076L0167J	2		
22	Clamp Ring, Filler Neck	A079L4034F	2		
23	Gasket, Clamp Ring	A079L4035F	2		
24	Screw, Self Tapping	A075W5014F	8		
25	Hose, Filler Neck to Tank	B079L4031F	2		
26	Clip, Hose	A079K6017F	4		
27	Vent Hose, Tank to Filler Neck	A084L0177F	2		
28	Clip, Hose	A079K6018F	4		
30	Grommet, RH Fuel Tank Well, With Hole	A079L4142F	1		
31	Grommet, Fuel Tank Well Access	X026B0371Z	3/1		

CAP SEAL A082L62045
ORING A082L62035

Not fitted to underside if engine undertray fitted.

Esprit S3
44.01A



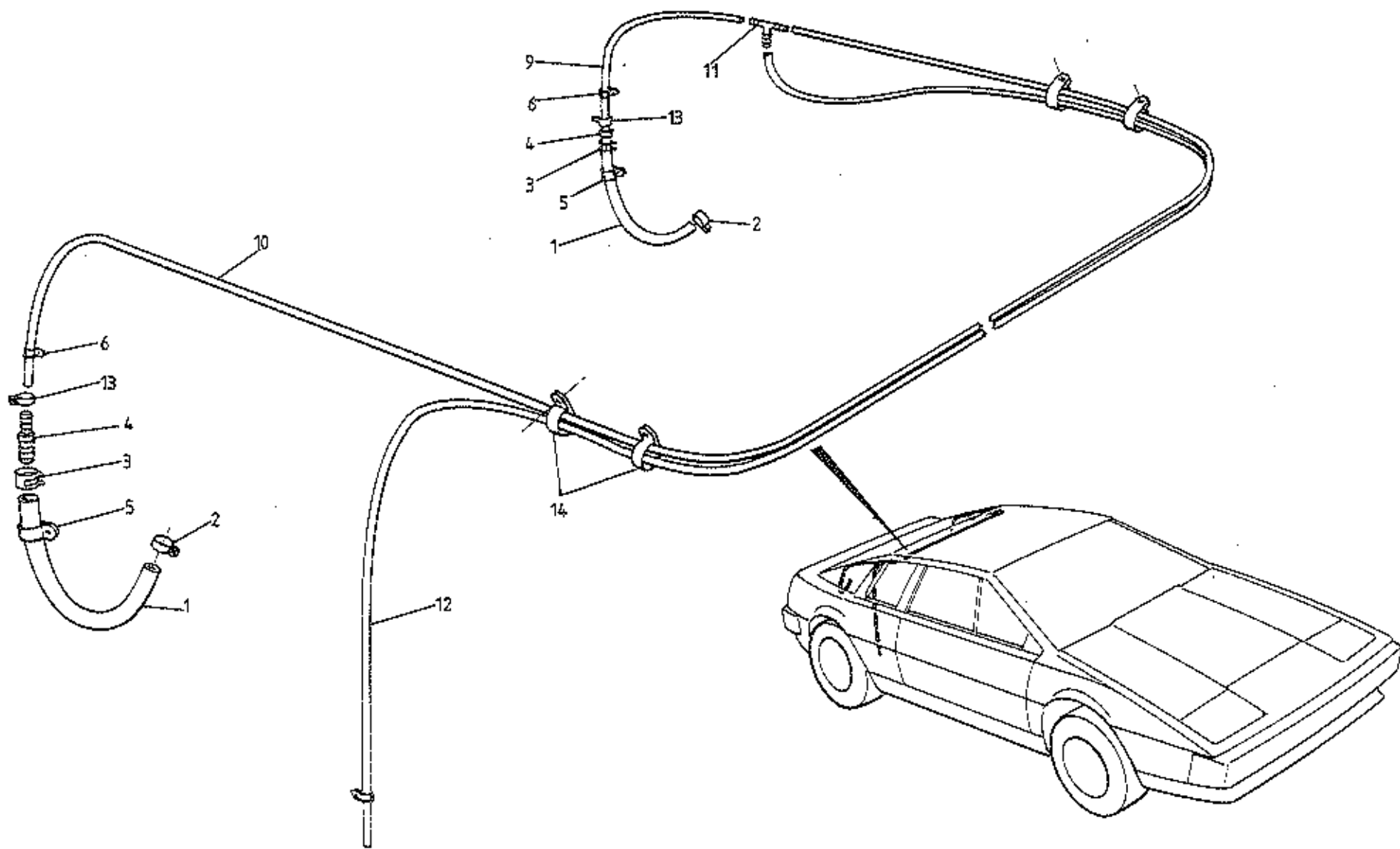
ESPRIT S3
 4403A

ILLUS. NO.	DESCRIPTION	PART NUMBER	QUANTITY		REMARKS
			ALL		
44.03A					
1	Bolt, Banjo, Fuel Feed Pipe to Tank	A079L6005F	2		
2	Washer, Banjo, Copper	A079L6006F	2		
3	Washer, Crush, 1/2"	A075L6022F	2		
4	Fuel Pipe Assembly	A085L4082F	1		
5	Grommet, Pipe Through Body	A075P6021F	1		
6	Grommet, Pipe Through Chassis	X046K6001Z	2		
7	Fuel Pump	C075L6002F	1		
8	Setscrew, 5/16" BSP x 1"	A079W1065Z	2		
9	Washer, Spring, 8 mm	A075W4036Z	2		
10	Washer, 8 mm Large O/D	A075W4021Z	4		
11	Washer, Rubber	AX75B2259F	2		
12	Bracket, Fuel Pump Mounting	A079L4021F	1		
14	Bolt, M8 x 35, Bracket to Body	A075W2038D	3		
15	Washer, 8 mm	A075W4036Z	3		
16	Washer, 8 mm, Large O/D	A075W4021Z	3		
17	Breather, Fuel Pump	A079L4023K	1		
18	Clip, Breather Pipe Fix	A075W6051Z	2		
19	Screw, Self Tapping	A075W5011Z	2		
20	Adapter/Sleeve Nut/Olive Fuel Pump Connection	A079L6007F	2		
	Bundy Pipe, Fuel Pump to Connector †	D079L4020F	1)
	Connector Hose, Bundy to Filter	A079L4043F	1) Prior to VIN 85 D 1337 with Filter
	Filter, Fuel	A075L6004Z	1) located near flow lock
	Connector Hose, Filter to Flowlock	A079L4043F	1)
	Clip, Connector Hoses	A079W6189F	4)
	Flowlock Valve *	A079L4036F	1)

* Push on inlet, male thread outlet

† Replacement requires Adapter/
Sleeve Nut/Olive A079L6007F

ILLUS. NO.	DESCRIPTION	PART NUMBER	QUANTITY		REMARKS
			ALL		
44.03A					
21	Bundy Connector Stub †	A079L4083K	1		>
22	Connector Hose, Bundy to Filter	A079L4043F	1		>
23	Filter, Fuel	A075L6004Z	1		> VIN 85 D 1337 on, with Filter located
24	Connector Hose, Filter to Bundy	A079L4043F	1		> near Fuel Pump
25	Clip Connector Hoses	A079W6189F	4		>
26	Bundy Pipe, Filter to Flowlock ††	D079L4020F	1		>
27	Sleeve Nut & Olive Bundy to Flowlock	A085L6030F	1		>
28	Flowlock Valve **	A085L4087F	1		>
29	Clamp, Flowlock Valve	A079L4037F	1		
30	Washer, 8 mm	A075W4020Z	1		
31	Nut, Nyloc, MB	A075W3010Z	1		
	Fuel Pipe Assembly (with Banjo Connections)	C907E0881F	1		Prior VIN *
35	Fuel Pipe Assembly (Sleeve Nut Connections)	A912E2335F	1		From VIN *
	Label Warning, dellorto fuel pipes	B079U4802F			
					* VIN 85 D 2427 85 - 0724
					† Replacement requires adapter/sleeve nut /olive A079L6007F
					†† Replacement requires adapter/sleeve nut /olive A085L6030F
					** Female Thread Inlet, Male Thread Outlet



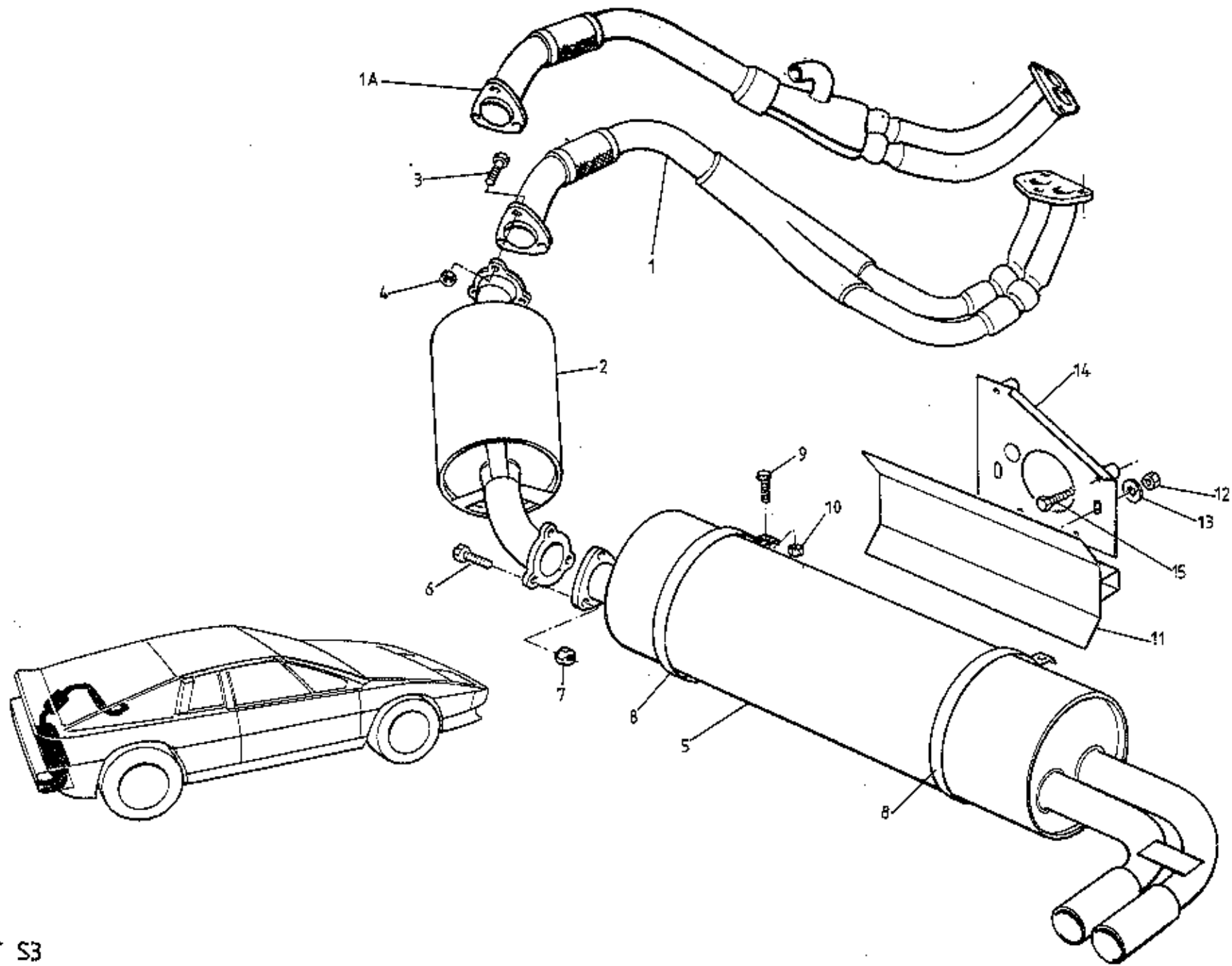
ESPRIT S3
4405A

ILLUS. NO.	DESCRIPTION	PART NUMBER	QUANTITY		REMARKS
			ALL		
44.05A					
1	Breather Hose, Filler Neck to Anti Surge 160mm	A085L4078K	2		For 6.5mm Breather Hose Spigot For 8.0mm Breather Hose Spigot
	Breather Hose, Filler Neck to Anti Surge 290mm	A082L4125K	2		
2	Clip, Breather Hose to Filler Neck	A075U6082F	2		
3	Clip, Breather Hose to Valve	A079W6189F	2		
4	Valve, Anti Surge	B076L6001F	2		
5	'P' Clip, Valve Fixing	A075W6000Z	2		
6	'P' Clip, Valve Fixing	A075W6002Z	2		
	Pop Rivet	A075W6092Z	2		
	Washer	A075W4001Z	2		
9	Breather Hose, 200 mm, Anti Surge to 'T' Piece	A085L4079K	1		
10	Breather Hose, 2 m, Anti Surge to 'T' Piece	A085L4080K	1		
11	'T' Piece, Breather Hose	A075L6042F	1		
12	Breather Hose, 3.2 m	A085L4081K	1		
13	Clip, Hose to 'T' & Valves	A075L6018F	5		
14	'P' Clip, Breather Hose Fixing	A075W6021Z	4		
	Pop Rivat Breather Hose Fixing	A075W6090Z	4		
	Washer, Breather Hose Fixing	A075W4062Z	4		

Esprit S3 44.05A

MAR 1987

d2p60

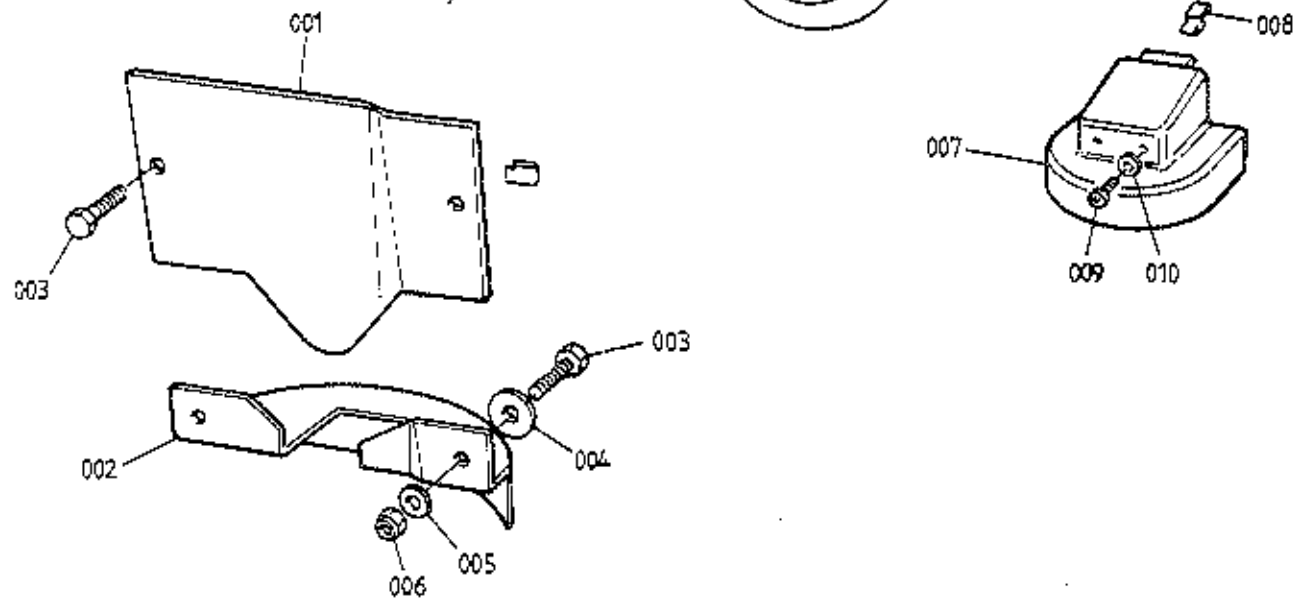



ESPRIT S3
45.03A

ILLUS. NO.	DESCRIPTION	PART NUMBER	QUANTITY		REMARKS
			ALL		
45.03A					
1	Downpipe Assembly	A085S4089F	1		Prior VIN * From VIN *
1A	Downpipe Assembly (with Hot Air Shroud)	A085S6016F	1		
2	Silencer, Primary	A085S4090F	1		
3	Bolt, Downpipe to Primary Silencer	A075W2038D	3		
4	Nut, Downpipe to Primary Silencer	A075W3035Z	3		
5	Silencer, Main	D079S4057S	1		
6	Bolt, Primary Silencer to Main Silencer	A075W2038D	3		
7	Nut, Primary Silencer to Main Silencer	A075W3035Z	3		
8	Clamp, Silencer to Channel	A079S4066F	2		
9	Setscrew, M8, Silencer Clamp	A075W1043Z	2		
10	Nut, M8, Silencer Clamp	A075W3035Z	2		
11	Channel, Silencer Mounting	A079S4065F	1		
12	Nut, Nyloc, M10, Channel/Bracket	A075W3011Z	2		
13	Washer, 10 mm, Channel/Bracket	A075W4027Z	2		
14	Bracket, Silencer Mounting	A079S4061F	1		
	Bracket, Silencer Mounting	C082S4096F	1		
	Bracket, Silencer Mounting	D082S4126F	1		R/B E079F4030F Used with Bracket D082S4126F
	Stud, Bracket to Gearbox	A079F4030F	1		
	Stud, M7 x 128, Bracket to Gearbox	E079F4030F	1		
	Nut, Nyloc, M7, " " "	A079F6023F	1		
	Washer, Flat, M7, " " "	A075W4002Z	1		
15	Bolt, Bracket to Gearbox	A079F4031F	1/3		Qty. 3 with C35 G/Box. R/B E079F4031F Used with Brkt. D082S4126F
	Bolt, M7 x 50, Bracket to Gearbox	E079F4031F	1/3		
					* VIN 85 D 2427 85 - 0724
					Esprit S3 45.03A

MAR 1987

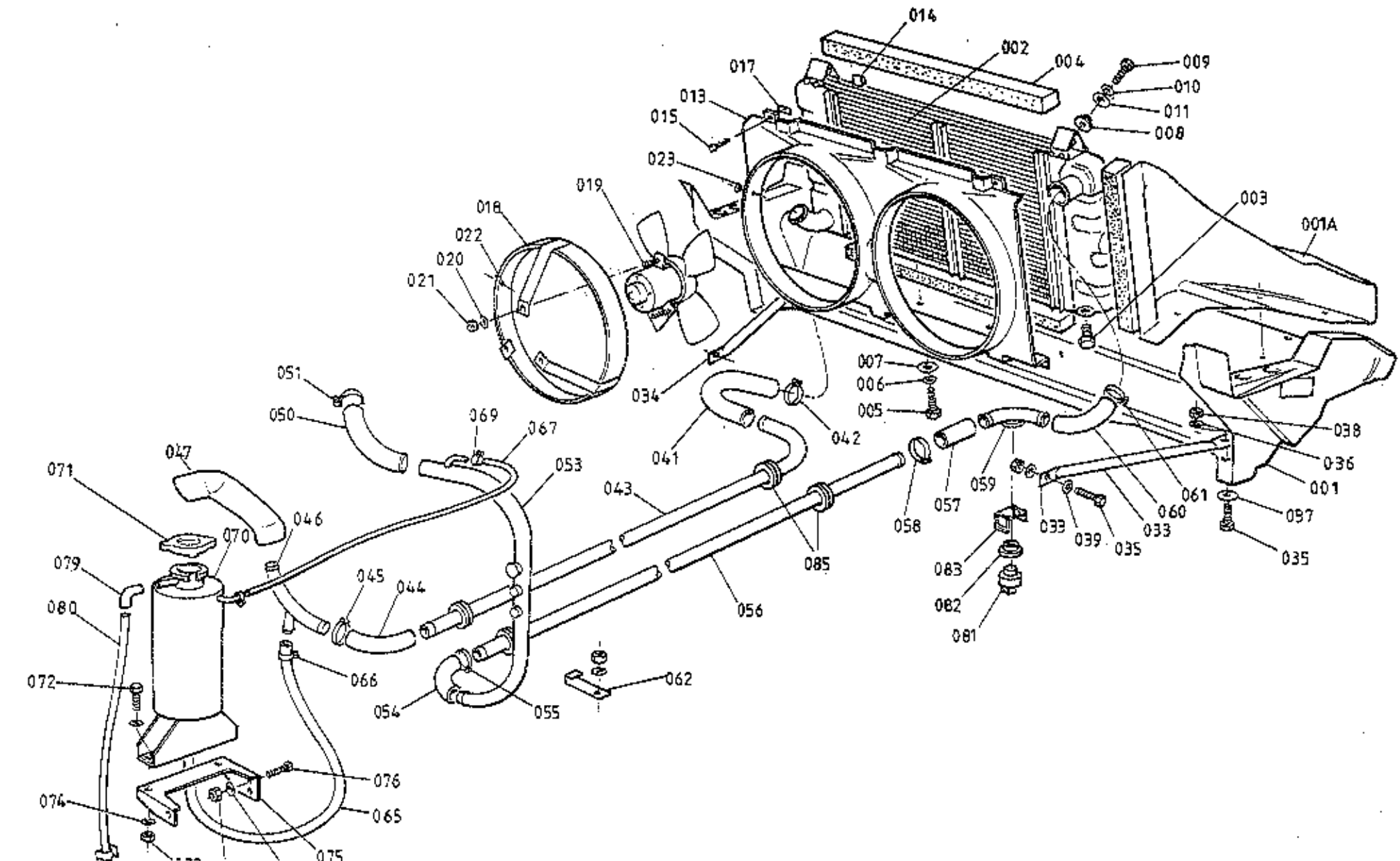
d2p61



ESPRIT S3
4505A

ILLUS. NO.	DESCRIPTION	PART NUMBER	QUANTITY		REMARKS
			ALL		
45.05A					
001	Heat Shield, LH Radius Arm Mounting	C082E4091F	1		
002	Heat Shield, LH Engine Mounting	C082E4092F	1		
003	Setscrew, M6, Heat Shield to Chassis	A075W1030F	4		
004	Washer, M6, Heat Shield to Chassis	A075W4017F	4		
005	Washer, M6, Heat Shield to Chassis	A075W4013F	4		
006	Nut, Nyloc, M6	A075W3009F	4		
007	Heat Shield, Lh Rear Damper	A082U4764F	1		
008	Clip, Shield Fixing	A075W6050F	1		
009	Screw, S/T, No. 10 x 3/8"	A075W5038F	2		
010	Washer, Flat, M5 x 10	A075W4011F	2		

MAR 1987



ESPRIT 3
4601A (PRIOR VIN+)

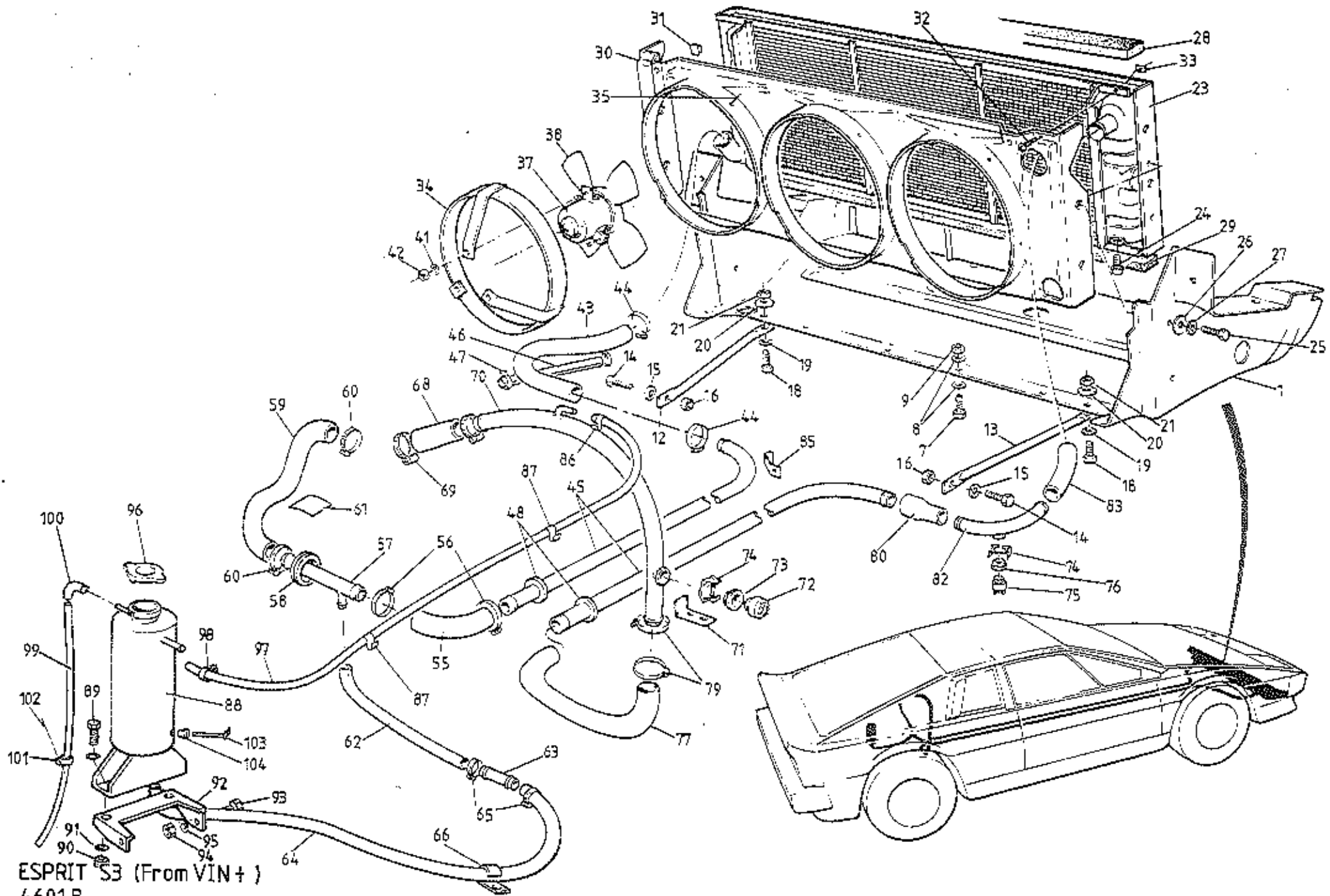
ILLUS. NO.	DESCRIPTION	PART NUMBER	QUANTITY		REMARKS
			PRIOR VIN †		
46.01A					THIS PAGE FOR CARS PRIOR VIN †. FOR CARS FROM VIN † ('H.C.') SEE 46.01B
001	Radiator Duct	A079B4095K		1	Heater Only Cars † VIN 85 D 2427 85 - 0724 Use with Motor A074M6027Z Use with Motor A082K6026H) R/B A082K6025F) See Service Bulletin 1983/21 R/B Next Four Items)) For Fan Motor A074M6027Z)) For Fan Motor A082K6026H) Esprit S3 (Prior VIN †) 46.01A Page 1
001A	Deflector Panel	A079B4096K		1	
002	Radiator	A079K4086F		1	
003	Drain Plug	A075K6011F		1	
004	Foam, Radiator Mounting	A079K4001F		2	
005	Bolt, M10 x 35mm Radiator to Duct	A075W2051Z		2	
006	Washer, Shakeproof, M10	A075W4049Z		2	
007	Washer, Flat, M10 x 30 x 1.25 mm	A075W4025Z		2	
008	Rubber Bush, Radiator to Duct	AX75B2259F		4	
009	Setscrew, M8 x 35, Radiator to Body	A075W1041Z		2	
010	Washer, Shakeproof, M8	A075W4048Z		2	
011	Washer, Flat, Radiator to Body	A075W4003Z		2	
013	Cowl, Radiator Fans, ABS	A079K4092K		1	
014	Clip, Edge, Cowl to Radiator	A079W6187Z		12	
015	Screw, No. 6, Cowl to Radiator	A075W5028Z		4	
016	Screw, No. 6, Cowl to Radiator	A075W5014Z		2	
017	Nut, Spire, No. 6, Cowl to Radiator	A075W6013Z		6	
018	Fan Shroud & Motor Mounting	C079K4085F		2	
	Fan Shroud & Motor Mounting	A079K4174F		2	
	Fan Motor, Rad Cooling (for metal fan)	A074M6027Z		2	
	Fan, Radiator Cooling, Metal	A074K6000Z		2	
019	Fan Motor & Blade Assembly (Plastic Fan)	A082K6025F		2	
	Fan Motor, Rad Cooling (for Plastic Fan)	A082K6026H		2	
	Fan, Radiator Cooling, Plastic	A082K6027H		2	
	Circlip, Plastic Fan to Motor	A082K6029F		2	
	Washer, Plastic Fan to Motor	A082K6028F		2	
	Setscrew, M5 x 12, Motor to Mounting	A075W1021Z		6	
	Nut, Nyloc, M5, Motor to Mounting	A075W3008Z		6	
	Washer, 5mm, Motor to Mounting	A075W4000Z		6	
020	Washer, M6 x 12 mm, Motor/Mounting	A075W4013Z		6	
021	Nut, Nyloc, M6, Motor to Mounting	A075W3009Z		6	

ILLUS. NO.	DESCRIPTION	PART NUMBER	QUANTITY		REMARKS
			PRIOR VIN †		
46.01A					
022	Pop Rivet, Fan Shroud to Cowl	A075W6091Z		16	<u>THIS PAGE FOR CARS PRIOR VIN †. FOR CARS FROM VIN † ('H.C.') SEE 46.01B</u>) R/B A082K6188/9) See Service Bulletin 1983/11 † VIN 85 D 2427 85 - 0724 Heater Only With Air Conditioning Heater) Prior to VIN 85 D 2153 A/C) 85 - 0609 With Provision for Rad fan Thermal Switch Heater > From VIN 85 D 2153 A/C > 85 - 0609 No Provision for Rad fan Thermal Switch (In radiator inlet pipe)
023	Washer, Flat, Pop Rivet	A075W4001Z		16	
	Support Stay, Radiator Duct	A079K4089K		2	
	'L' Bracket, Stay to Chassis	E082A4166F		2	
033	Support Stay, Radiator Duct RH	A082K4188K		1	
034	Support Stay, Radiator Duct LH	A082K4189K		1	
035	Setscrew, M6 x 20, Stay/Duct, Stay/Chassis	A075WL030Z		4	
036	Washer, Flat, M6 x 15, Stay to Duct	A075W6015Z		2	
037	Washer, Flat, M6 x 25	A075W4017Z		2	
038	Nut, Nyloc, M6, Stay/Duct, Stay/Chassis	A075W3009Z		4	
039	Washer, M6 x 12, Stay to Chassis	A075W4013Z		2	
041	Hose, Radiator Outlet	A085K4133F		1	
042	Clip, Hose 32 - 50 mm	A079K6019F		2	
043	Pipe, Radiator Return Through Chassis	E079K4003F		1	
	Sheathing, Chassis Strut, Pipe Protection	A082A4230F		1	
	Snapper clip, Sheathing to Chassis	A082U6275F		2	
044	Elbow Hose, Return Pipe Rear	B075K0103Z		1	
045	Clip, Hose 32 / 50 mm	A079K5019F		2	
046	Water Pipe with Header Tank Outlet	A079K4017F		1	
047	Hose, Water Pump Inlet	E079K4043F		1	
	Clip, Hose, 32 - 50 mm	A079K6019F		2	
050	Hose, Thermostat/Water Pipe	B075K0103Z		1	
	Hose, Thermostat/Water Pipe	B079K4027F		1	
051	Clip, Hose, 32 - 50 mm	A079K6019F		2	
053	Water Pipe, Thermostat Outlet	C079K4018F		1	
	Water Pipe, Thermostat Outlet	C079K4025F		1	
	Water Pipe, Thermostat Outlet	D079K4018F		1	
	Water Pipe, Thermostat Outlet	D079K4025F		1	
054	Elbow Hose, Feed Pipe Rear	B075K0103Z		1	
055	Clip Hose, 32 - 50 mm	A079K6019Z		2	
056	Pipe, Radiator Feed, Through Chassis	A079K4087F		1	

MAR 1987
d2p64

ILLUS. NO.	DESCRIPTION	PART NUMBER	QUANTITY		REMARKS
			PRIOR VIN †		
46.01A					
057	Hose, Pipe Connection	A079K4034F	1		THIS PAGE FOR CARS PRIOR VIN †. FOR CARS FROM VIN † ('H.C.') SEE 46.01B
058	Clip, Hose, 32 - 50 mm	A079K6019F	2		
	Elbow Pipe, Radiator Inlet	A079K4033F	1		Prior to VIN *
059	Elbow Pipe, Radiator Inlet	A082K4119F	1		From VIN * With provision for Rad. Fan Thermal Switch
060	Hose, Pipe to Radiator	B075K0103Z	1		
061	Clip, Hose, 32 - 50 mm	A079K6019F	2		† VIN 85 D 2427
062	Steady Bracket Water Pipe	A085K4176F	1		85 - 0724
	Clip, Water Pipe to Steady Bracket	A079K6019F	1		
	Edging Strip, Neoprene	B075U6054V	80 mm		* VIN 85 D 2153
065	Hose, Water Pipe to Header Tank	A079K4028F	1		85 - 0609
066	Clip, Hose, 16 - 25 mm	A079K6018F	2		
067	Hose, Air Bleed to Header Tank	D075K0113Z	1		
068	Spring Clip, Bleed Hose to Engine Bay	A082W6257F	2		
069	Clip, Hose, 1/2"	A075U6082F	2		
070	Header Tank	B079K4002F	1		
071	Pressure Cap, Header Tank, 10 psi	A075K6004Z	1		R/B A082K6031
	Pressure Cap, Header Tank, 15 psi	A082K6031	1		
072	Setscrew, M8 x 20, Tank to Brkt.	A075W1038Z	2		
073	Nut, Nyloc, M8, Tank to Brkt.	A075W3010Z	2		
074	Washer, Flat, Tank to Brkt.	A075W4020Z	4		
075	Bracket, Header Tank	A085K4134K	1		
076	Set Screw, M6 x 18 mm, Bracket to Chassis	A075W1029Z	3		
077	Washer, M6, Bracket to Chassis	A075W4013Z	3		
078	Nut, Nyloc, M6	A075W3009Z	3		
079	Elbow, Header Tank Overflow	X036J0135Z	1		
080	Tube, Header Tank Overflow	A075K0114Z	1		
081	Rad. Fan Thermo Switch ('Otter') 82/72 Blue Spot	A079M6136F	1		Hot Climates. Includes Grammet
	Rad. Fan Thermo Switch ('Otter') 86/76	A079M6137F	1		Replaced by A079M6200F
	Rad. Fan Thermo Switch ('Otter') 92/82 Green Spot	A079M6200F	1		Temperate Climates. Includes Grammet
082	Grammet, Rad. Fan Switch	A079M6181F	1		
083	Clip, Switch Retaining	A079M6138F	1		
085	Grammet, Pipe/Chassis	A085K4173F	4		

MAR 1987



ESPRIT S3 (From VIN+)
4601 B

ILLUS. NO.	DESCRIPTION	PART NUMBER	QUANTITY		REMARKS
			FROM VIN †		
46.01B					
1	Radiator Duct	A082B4491K		1	<u>THIS PAGE FOR CARS FROM VIN †. ('H.C.')</u> <u>FOR CARS PRIOR VIN †, SEE 46.01A</u>
7	Setscrew, M6 x 25, Duct to Body	A075WL031Z		6	
8	Washer, 25 Q/D, Duct to Body	A075W4017Z		12	
9	Nut, Nyloc, M6, Duct to Body	A075W3009Z		6	
	Screw, s/t, Duct to Body	A075W5028Z		3	
	Spire Nut, Duct to Body	A075W6013Z		3	
12	Support Stay, Rad. Duct LH	A082K4185K		1	266mm.
13	Support Stay, Rad. Duct RH	A082K4186K		1	266mm.
14	Setscrew, M6 x 20, Stay to Chassis	A075WL030Z		2	
15	Washer, Stay to Chassis	A075W4013Z		2	
16	Nut, Nyloc, M6, Stay to Chassis	A075W3009Z		2	
	Spacer Washer, Stay to Chassis	A075W4016Z		4	
18	Setscrew, M6 x 20, Stay to Duct	A075WL030Z		2	
19	Washer, 25 O/D, Stay to Duct	A075W4017Z		2	
20	Washer, Flat, Stay to Duct	A075W4013Z		2	
21	Nut, Nyloc, M6, Stay to Duct	A075W3009Z		2	
23	Radiator	C082K4101F		1	
24	Drain Plug, Radiator	B075K6011F		1	
25	Setscrew, M6 x 18, Rad. to Duct	A075WL029Z		4	
26	Washer, 25 O/D, Rad. to Duct	A075W4017Z		4	
27	Washer, Spring, Rad. to Duct	A075W4035Z		4	
28	Foam, Rad. top to Body	A079K4001F		1	
29	Foam, Rad. Bottom to Duct	A089K0131		1	
30	Cowl, Rad. Fans, (A.B.S.)	B082K4102K		1	
31	Edge Clip, Cowl to Radiator	A079W6187F		12	
32	Screw, s/t, Cowl to Radiator	A075W5014F		3	
33	Spire Nut, Cowl to Radiator	A075W6013Z		3	
34	Fan Shroud & Motor Mounting	A079K4174F		3	† VIN 85 D 2427
35	Pop Rivet, Shroud to Cowl	A075W6090Z		18	85 - 0724
	Washer, Pop Rivet	A075W4001Z		18	
37	Fan Motor, Radiator Cooling	A082K6026H		3	

MAR 10 1987

d2p80

Esprit S3 H.C. (From VIN †)

46.01B

Page 1

ILLUS. NO.	DESCRIPTION	PART NUMBER	QUANTITY		REMARKS
			FROM VIN †		
46.01B					
38	Fan, Radiator Cooling	A082K6027H	3		THIS PAGE FOR CARS FROM VIN †. ('H.C.')
	Washer, Fan to Motor Shaft	A082K6028F	3		
	Spring Clip, Fan to Motor Shaft	A082K6029F	3		
41	Washer, Flat, Motor Mounting	A075W4013Z	9		
42	Nut, Nyloc, M6, Motor Mounting	A075W3009Z	9		
43	Hose, Radiator Outlet	A082K4108F	1		
44	Hose Clip, Outlet Hose	A079K6019F	2		
45	Pipe, Water Feed/Return, through Chassis	A082K4106F	2		
46	Sheathing, Chassis Strut, Pipe Protection	C082U4775V	1.00mm		
47	Snapper Clip, Sheathing to Chassis	A082W6275F	2		
48	Grommet, Water Pipe/Chassis	A082K6022F	4		
55	Elbow Hose, Return Pipe to Junction Pipe	A082K4196K	1		
56	Hose Clip	A079K6019F	2		
57	Junction Pipe, Header Take-Off	A082K4191F	1		
58	Grommet, Junction Pipe/Chassis	A082U6109F	1		
59	Hose, Pump Inlet	A082K4190F	1		
60	Hose Clip	A079K6019F	2		
61	Rubber Pad, Hose/Chassis	A082U5008F	1		
62	Hose, Header Tank Feed	A075K0119F	1		
63	Connector Pipe, Header Hose	B075K0111Z	1		
64	Hose, Connector to Header Tank	A079P4056F	1		
65	Hose Clip, Header Hose	A079K6018F	4		
66	'P' Clip, Header Hose to Chassis	B907E6229F	2		† VIN 85 D 2427
	Tie Wrap, 290mm, Hose Securing	A075W6045Z	1		85 - 0724
67	Hose Clip	A910E6589F	1		
68	Hose, Thermostat Housing to Pipe	B912E1839F	1		
70	Pipe, Engine Outlet	C082K4182F	1		
71	Bracket, Water Pipe Fixing	A082K4187F	1		
72	Thermal Switch, Purge Pump	A082M6317F	1		70/60 Includes Grommet
73	Grommet, Purge Pump Thermal Switch	A079M6181F	1		
74	Clip, Thermal Switch Retention	A079M6138F	2		
75	Thermal Switch, Radiator Fans	A079M6200F	1		92/82 Green Coded Includes Grommet
76	Grommet, Radiator Fans Thermal Switch	A079M6181F	1		
77	Hose, Outlet Pipe to Chassis Pipe	A082K4119F	2		Esprit S3 H.C. (From VIN †)
79	Hose Clip, Elbow Hose & Water Pipe to Brkt.	A089K6019F	5		46.01B

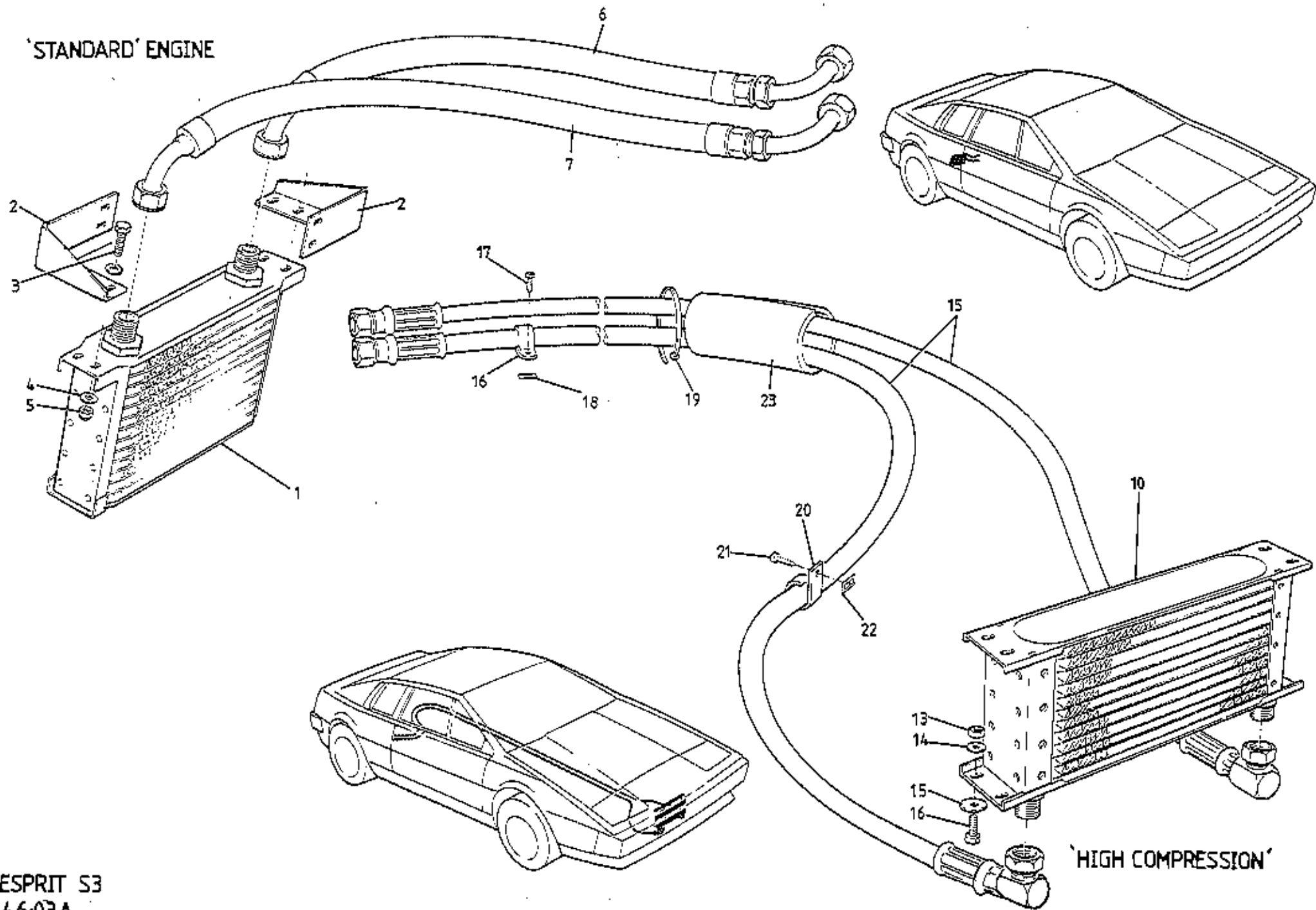
ILLUS. NO.	DESCRIPTION	PART NUMBER	QUANTITY		REMARKS
			FROM VIN †		
46.01B					
80	Hose, Reducing	A082K4115F		1	THIS PAGE FOR CARS FROM VIN †. ('H.C.')
	Hose Clip	A079K6019F		2	
82	Elbow Pipe, Radiator Inlet & Thermal Switch	A082K4119F		1	FOR CARS PRIOR VIN †, SEE 46.01A
83	Hose, Radiator Inlet	A082K4200K		1	
	Hose Clip, Radiator Inlet Hose	A079K6019F		2	
85	Bracket, Water Pipe to Chassis	A082K4192K		1	
	Screw, Bracket, to Chassis	A075W5016Z		1	
	Hose Clip, Pipe to Bracket	A075M6145F		1	
86	Edge Clip, Air Bleed Hose	A082W6185Z		1	
87	Edge Clip, Air Bleed Hose	A082W6257Z		2	
88	Header Tank	C088K4002F		1	
89	Setscrew, M8 x 20, Tank to Brkt.	A075W1038Z		2	
90	Nut, Nyloc, M8, Tank to Brkt.	A075W3010Z		2	
91	Washer, Flat, Tank to Brkt.	A075W4020Z		4	
92	Bracket, Header Tank Mounting	B085K4134K		1	
93	Setscrew, M6 x 20, Brkt. to Chassis	A075W1030Z		3	
94	Nut, Nyloc, M6, Brkt. to Chassis	A075W3009Z		3	
95	Washer, Flat, Brkt. to Chassis	A075W4013Z		6	
96	Pressure Cap, Header Tank, 15 psi	A082K6031		1	
97	Hose, Air Bleed	D075K0113Z		1	
98	Hose Clip, Air Bleed Hose	A036S6160Z		2	
	Clip, Air Bleed Hose to Airbox	A075W5228F		2	
	Pop Rivet, Sealed, Clip to Airbox	A085W6259F		2	
99	Hose, Header Tank Overflow	A075L6043V		300mm	
100	Elbow, Header Tank Overflow Hose	X036J0135Z		1	† VIN 85 D 2427
101	Clip, Hose to Header Tank	A079W6185Z		1	
102	Clip, Overflow Hose to Body	A075W6228F		1	85 - 0724
	Pop Rivet, Clip Fix	A075W6090Z		1	
	Washer, Clip Fix	A075W4001Z		1	
	Clip, Overflow Hose to Chassis	A075W6185Z		1	
103	Probe, Coolant Level Tell-Tale	A082M6282F		1	
104	Grommet, Coolant Level Probe	A082M6283F		1	

Esprit S3 H.C. (From VIN †)
46.01B
Page 3

MAR 1987

d2p82

'STANDARD' ENGINE



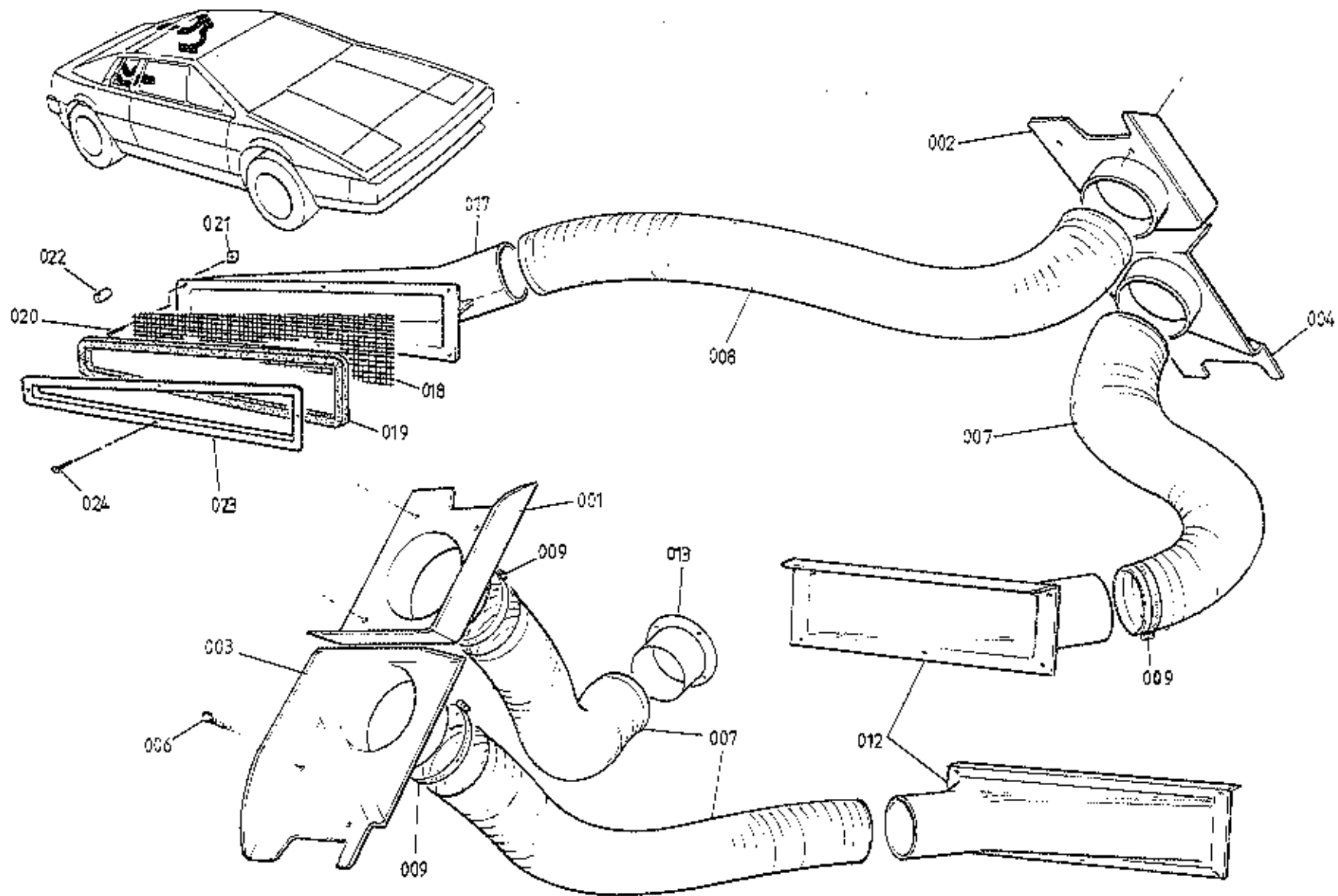
ESPRIT S3
46-03A

'HIGH COMPRESSION'

ILLUS. NO.	DESCRIPTION	PART NUMBER	QUANTITY		REMARKS
			PRIOR VIN *	FROM VIN *	
46.03A					
1	Oil Cooler	A907E6297F	1		Mounted in engine bay
2	Bracket, Oil Cooler	A085U4812K	2		
3	Setscrew, M6 x 18, Cooler Fixing	A075W1028F	8		
4	Washer, Flat, 6 mm, Cooler Fixing	A075W4013F	8		
5	Nut, Nyloc, M6, Cooler Fixing	A075W3009F	8		
6	Pipe, Oil Cooler Feed	B907E1257F	1		
7	Pipe, Oil Cooler Return	B907E1258F	1		
10	Oil Cooler	A907E1219F		1	Mounted at front of vehicle
11	Spreader Plate, Cooler to Duct	A082K4103F		4	
12	Setscrew, M6 x 20, Cooler to Duct	A075W1030F		4	
13	Nut, Nyloc, M6, Cooler to Duct	A075W3009Z		4	
14	Washer, M6 x 12, Pipe Fix	A075W4013Z		4	
15	Oil Pipe Assembly	A082E4134F		2	
16	'P' Clip, Pipe Fix	A075H6018Z		4	
17	Screw, s/t, No.8 x 1/4", 'P' Clip Fix	A075W5036F		4	
18	Spire Nut, 'P' Clip Fix	A075W6011Z		4	
19	Tie Wrap, Oil Cooler Pipes	A075W6038Z		10	
20	'P' Clip, Oil Hose to Front Frame	A075W6230F		4	
21	Screw, No.8 x 1/2", 'P' Clip Fix	A075W5034Z		4	
22	Spire Nut, 'P' Clip Fix	A075W6011Z		4	
23	Foam Tube, Pipe Protection, Chassis Front X-Member	A082E6022V		85mm	

* VIN 85 D 2427
85 - 0724

Esprit S3 46.03A



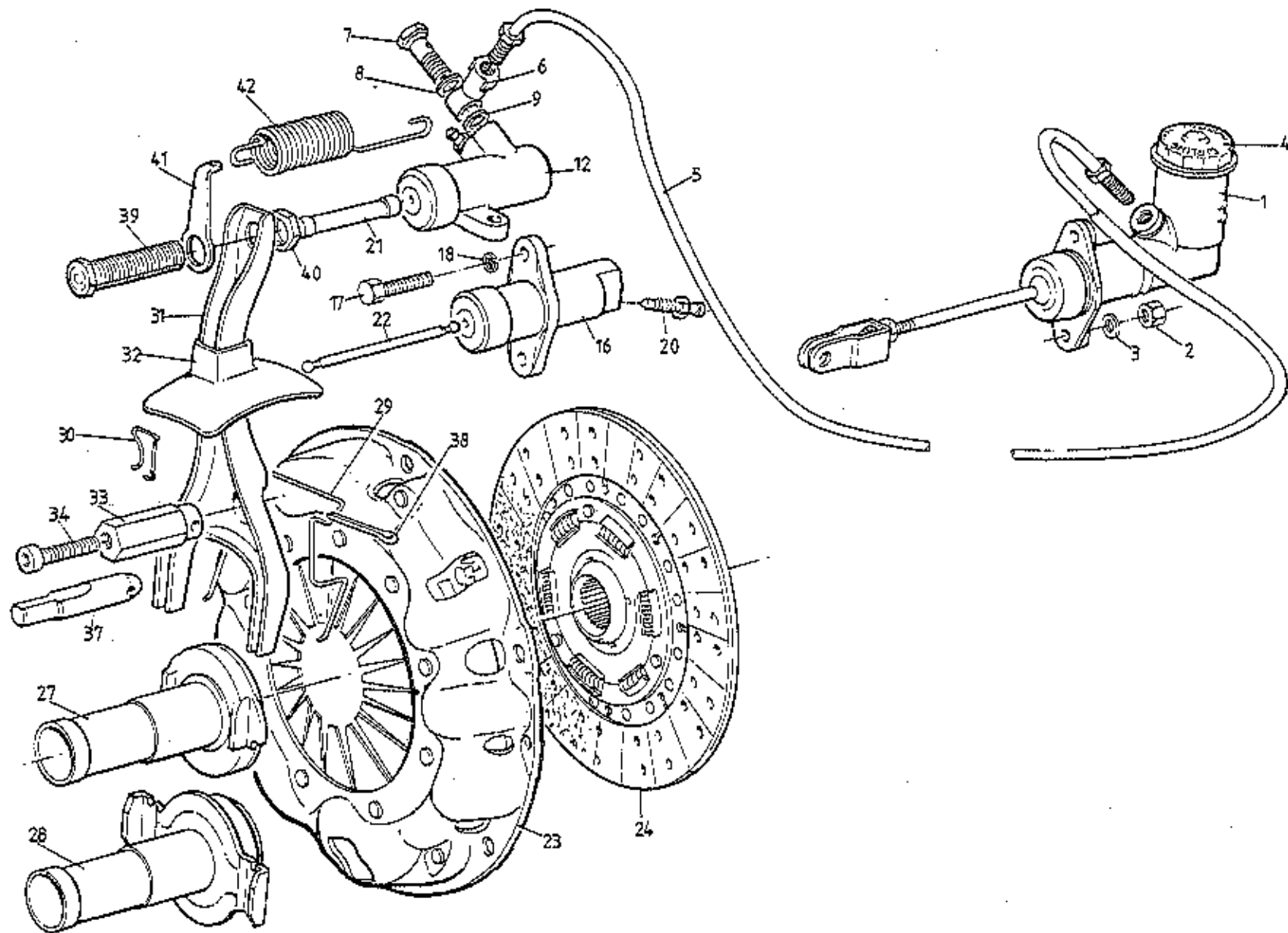
ESPRIT S3
4605A

ILLUS. NO.	DESCRIPTION	PART NUMBER	QUANTITY		REMARKS
			ALL		
46.05A					
001	Plenum, Air Scoop, RH	A085B4366K	1		Early Cars Only - R/B items 001 & 003
002	Plenum, Air Scoop, LH	A085B4367K	1		Early Cars Only - R/B items 002 & 004
003	Discharge Vent, RH	A085B4396K	1		
004	Discharge Vent, LH	A085B4397K	1		
006	Intake Vent, RH	A085B4394K	1		
007	Intake Vent, LH	A085B4395K	1		
008	Screw, No. 6 x 1/2", Vents to Body	A075W5012F	10		
009	Ducting, 3", Engine Bay Ventilation	A085U4821K	3		460mm
012	Ducting, 3", Luggage Compartment Ventilation	A085U4835K	1		600mm
013	Hose Clip, Vent Ducting	A075L6044F	8		
017	Adaptor, Angled, Ducting to Engine Bay	A085B4373J	2		
018	Adaptor, Angled , Ducting to Engine Bay <i>STRAIGHT</i>	A085B4373J <i>A085B43804K</i>	1		
019	Vent, Luggage Compartment, LH	A079B4189J	1		
020	Grille, Luggage Compartment Vent	B079U4546F	2		
021	Foam Seal, Grille to Body, LH	X054B6110V	1m		
022	Screw, Vent/Grille Fix	A075W5028Z	12		
023	Spire Nut, Vent/Grille Fix	A075W6014Z	12		
024	Spacer, Grille to Body, RH	A907E0696Z	6		
	Bezel, Luggage Compartment Vent	A079B4134K	2		
	Screw, Bezel to Body	A075W5015F	8		

MAR 1987

d2p79

Esprit S3
46.05A



ESPRIT S3
47.01A

ILLUS. NO.	DESCRIPTION	PART NUMBER	QUANTITY		REMARKS
			ALL		
47.01A					
1	Master Cylinder, Clutch, RHD	B079J6013F	1		<u>For identification of C35 g/box see 47.02A</u>))) With Top Mounted Clutch Slave Cylinder))) RED > With Side Mounted Clutch Slave Cyl. LHD >)) With Top Mounted Clutch Slave Cylinder)))) With Side Mounted Clutch Slave Cylinder))) With Top Mounted Clutch Slave Cylinder With Side Mounted Clutch Slave Cylinder
	Master Cylinder, Clutch, LHD	A079J6032F	1		
	Service Kit, Master Cylinder, RHD	A036J6091Z	1		
	Service Kit, Master Cylinder, LHD	A079J6037F	1		
2	Nut, Master Cylinder to Servo Mtg Brkt	A075W3010Z	2		
3	Washer, Master Cylinder to Servo Mtg Brkt	A075W4020Z	2		
4	Filler Cap	A079J6038F	1		
	'R' Pin, Pedal Clevis Retaining	A085W6208F	1		
5	Pipe Flexible, Master to Slave Cylinder	C079J6017F	1		
6	Banjo, Slave Cylinder	A079J6041F	1		
7	Bolt, Banjo	X054J6012F	1		
8	Gasket, Banjo (large)	X054J6014F	1		
9	Gasket, Banjo (small)	A075J6020F	1		
	Pipe, Flexible, Master Cylinder to Slave Cyl.	A082J4088F	1		
	Pipe, Flexible, Master Cylinder to Slave Cyl.	A082J4089F	1		
12	Slave Cylinder, Top Mounted	A085Q6026F	1		
	Setscrew, M10 x 30, Cylinder to Housing	A075W1049Z	2		
	Washer, Flat, Cylinder to Housing	A075W4024Z	2		
	Washer, Spring, Cylinder to Housing	A079W4070Z	2		
	Service Kit, Slave Cylinder	B079Q6004F	1		
16	Slave Cylinder, Side Mounted	A082Q6020F	1		
17	Set Screw, M6 x 25, Slave Cylinder Fix	A075W1039Z	2		
18	Washer, Spring, Slave Cylinder Fix	A075W4036Z	2		
	Service Kit, Slave Cylinder	A082Q6024F	1		
20	Bleed Screw, Slave Cylinder	A082Q6025F	1		
21	Pushrod, Clutch Operating	B079Q4000F	1		
22	Pushrod, Clutch Operating	A082Q0058F	1		
23	Pressure Plate Assembly	A081Q0119F	1		
24	Friction Plate	B079Q0060F	1		
	Setscrew, Cover to Flywheel	A075W1012Z	6		
	Washer, Spring, Cover to Flywheel	A075W4032Z	6		

MAR 1987

d2n67

Esprit S3 47.01A

Page 1

ILLUS. NO.	DESCRIPTION	PART NUMBER	QUANTITY		REMARKS
			ALL		
47.01A					For identification of C35 g/box see 47.02A
27	Release Bearing (Cast Type)	A079Q4014F	1		Pre C35 G/box
28	Release Bearing (Fabricated Type)	A085Q4016J	1		C35 g/box
29	Retaining Spring, R Bearing to Fork	A079Q6008F	1		Pre C35 g/box
30	Retaining Spring, R Bearing to Fork	A082Q6021H	2		C35 g/box
31	Fork, Clutch Release	A079Q6009F	1		
32	Grannet, Fork to Housing	A079Q6017F	1		
33	Ball Pin, Fork Pivot	A079Q6014F	1) Pre C35 g/box with Top Mounted
34	Screw, Fork Ball Pin	A079Q6015F	1) Clutch Slave Cylinder
	Ball Pin, Fork Pivot	A082F6328F	1		> C35 g/box with Top Mounted
	Screw, Fork Ball Pin	A082F6329F	1		> Clutch Slave Cylinder
37	Ball Pin, Fork Pivot	A082F0752F	1		C35 g/box with side mounted C.S.C.
38	Split Pin, Fork to Pivot	A079Q6016F	1		
39	Adjuster Screw, Release Fork	A079Q6010F	1		
40	Locknut, Adjuster Screw	A079W3048F	1		
41	Lug, Fork Return Spring	A079Q6011F	1		
42	Spring, Fork Return	A079Q4003F	1		


MAR 1987

d2068

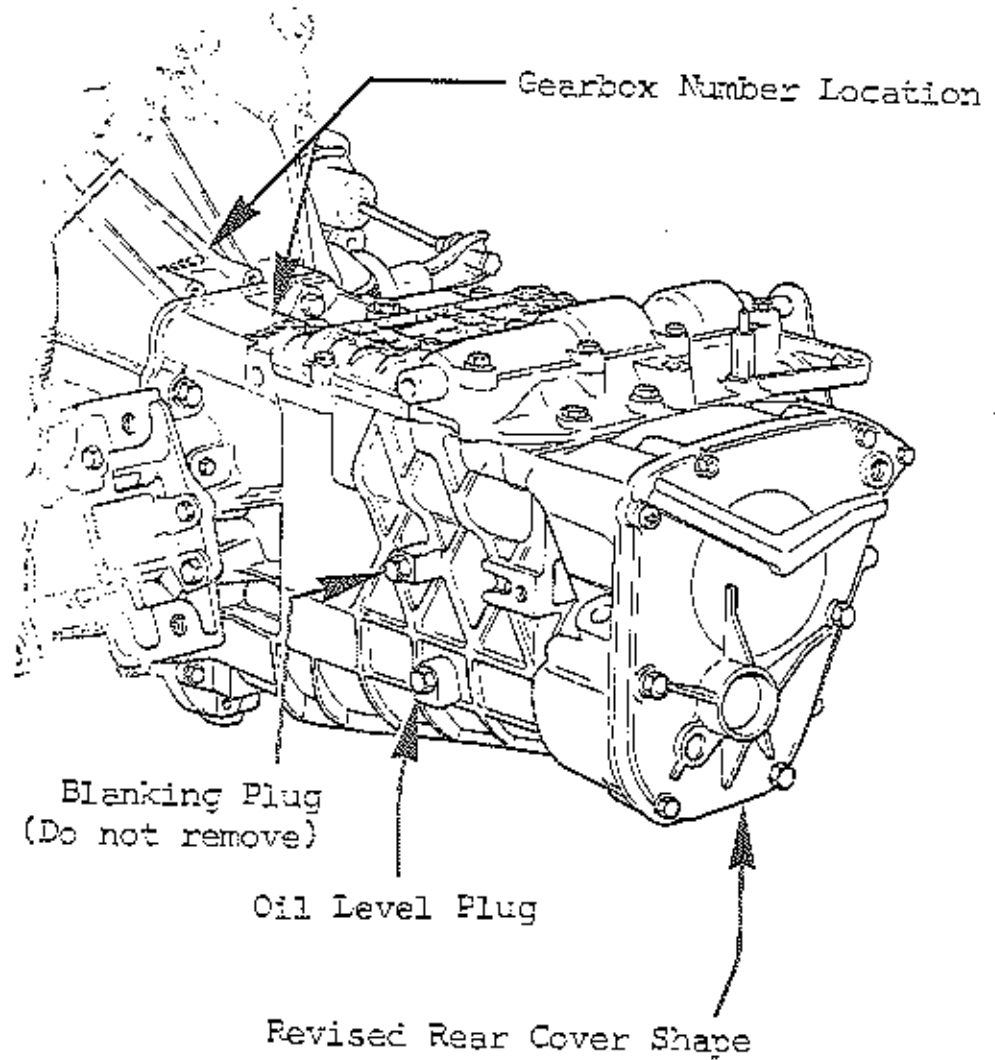
Esprit S3 47.01A

Page 2

PREVIOUS TYPE



'C35' TYPE



ESPRIT S3
47.02A

INTRODUCTION OF TYPE C35 GEARBOX ASSEMBLY

From early 1984, all Esprit models were fitted with the type 'C35' gearbox. All Esprit gearboxes are stamped with a Lotus serial number, repeated on its matched clutch housing. All gearboxes stamped with a 'C' prefix to the serial number are type C35.

Gearboxes with the following serial numbers (without 'C' prefix) are also type C35

- 2914 to 2920
- 2954 to 2974
- 3023 to 3024
- 3028 to 3039
- 3044 to 3152

All numbers are inclusive, and are to be found on the top front of the gearbox and adjacent surface of the clutch housing

Drain Plug

C35 type gearboxes have only one oil drain plug which is situated beneath the main case. They are not fitted with the additional rear case drain plug as used on previous type gearboxes.

Level Plug

The oil level plug (painted yellow) is fitted in the left hand side of the case, as before, and should not be confused with a similar plug (blanking) positioned higher up on the the same side of the gearbox.

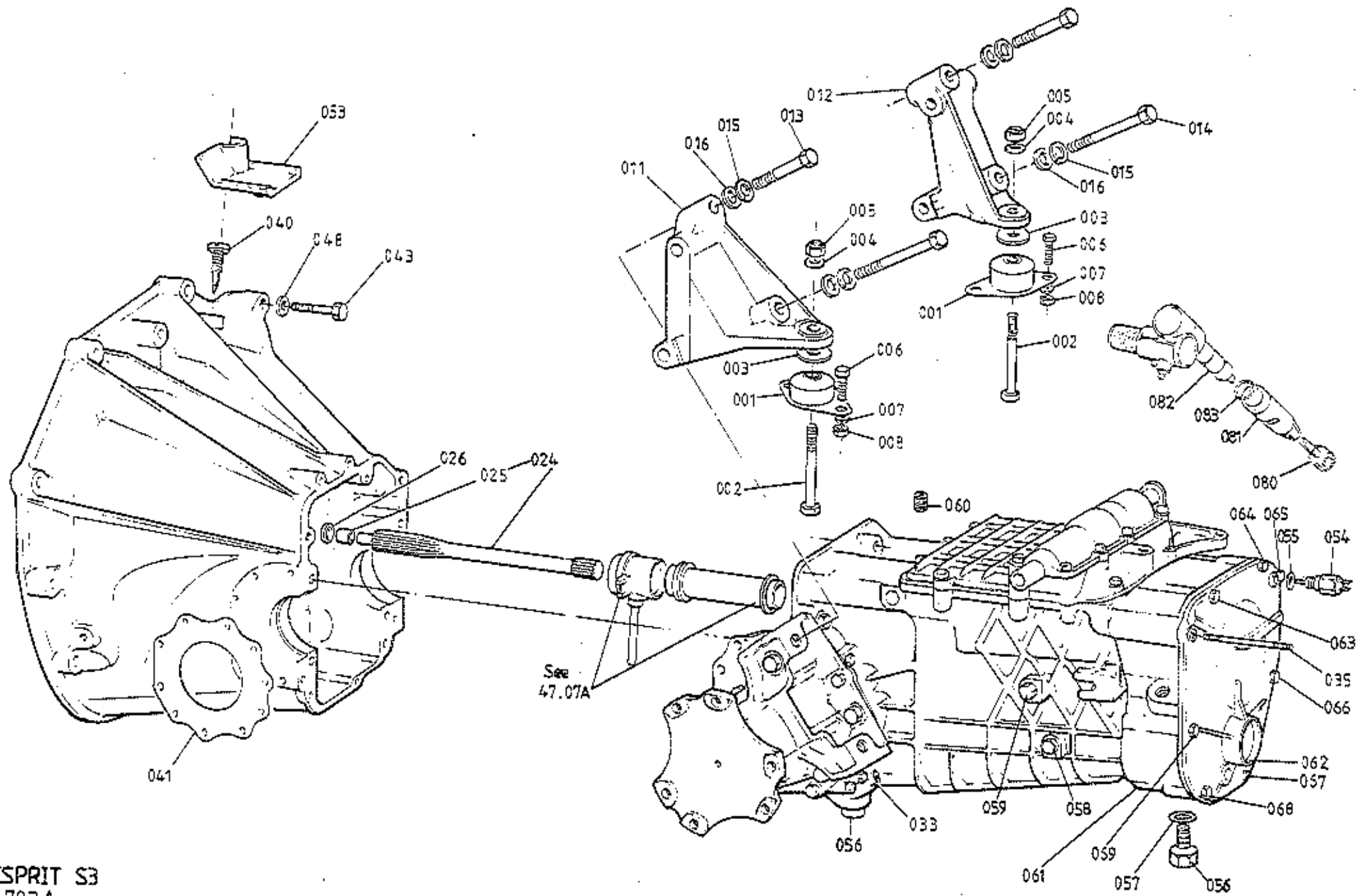
Exhaust Silencer Mounting Bracket

The C35 type gearbox rear cover incorporates a large cast boss, necessitating a revised silencer mounting bracket and fixings.

Esprit S3
47.02A

ST2AAW

1AR 1987



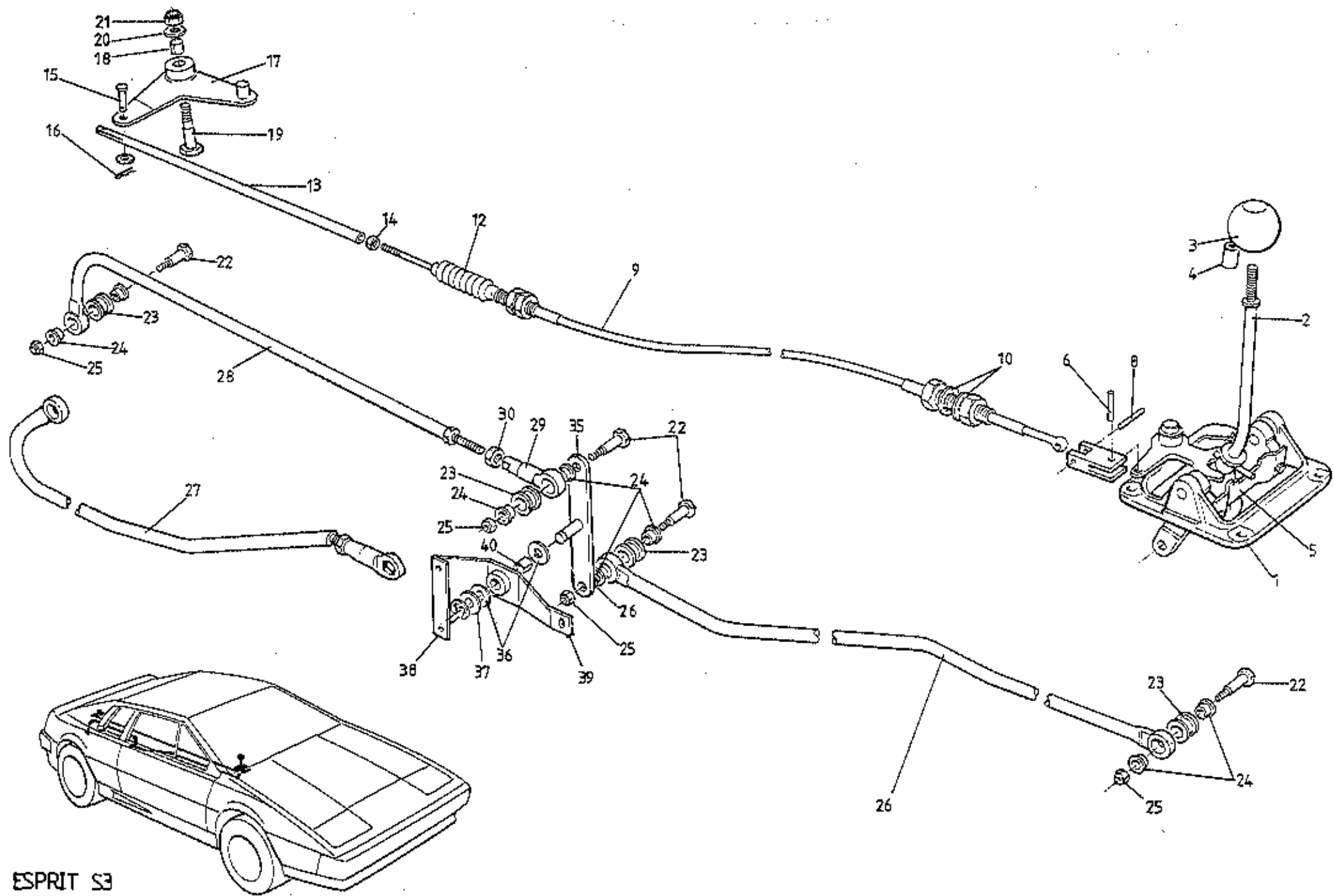
ESPRIT S3
 4703 A

ILLUS. NO.	DESCRIPTION	PART NUMBER	QUANTITY		REMARKS
			PRIOR C35	C35	
47.03A					
	Gearbox & Clutch Housing Assembly	A085F4000J	1		R/B A085F4071J)
	Gearbox & Clutch Housing Assembly	A085F4071J		1	Top Mounted Clutch Cyl) Prior '85 MY
	Gearbox & Clutch Housing Assembly	A082F4072J		1	Side Mounted Clutch Cyl)
	Gearbox & Clutch Housing Assembly	B082F4072F		1	85 MY on
	Clutch Housing	E079F4001F	1		> Must be machined
	Clutch Housing	F079F4001F		1	Top Mounted Clutch Cyl > to match g/box
	Clutch Housing	E082F4001F		1	Side Mounted Clt. Cyl >
001	Rubber Mounting, Engine/G.Box Rear	E085E6012P	2	2	
002	Bolt 7/16", Mtg. to G/box Brkt.	E085E4095F	2	2	
003	Washer, Snubber, Mtg. to G/Box Brkt	A075W4006F	2	2	
004	Washer, Flat, Mtg. Bolt	A075W4005F	2	2	
005	Nut, Nyloc, 7/16" Mtg. Bolt	A075W3004F	2	2	
006	Setscrew, M8 x 20, Mtg. to Chassis	A075W1038F	4	4	
007	Washer, Flat, Mtg to Chassis	A075W4020F	8	8	
008	Nut, Nyloc, M8, Mtg to Chassis	A075W3010F	4	4	
011	Bracket, Gearbox/Caliper Mtg. LH	A082F4039K	1		
	Bracket, Gearbox/Caliper Mtg. LH	A082F4073K		1	
012	Bracket, Gearbox/Caliper Mtg. RH	A082F4038K	1		
	Bracket, Gearbox/Caliper Mtg. RH	A082F4074K		1	
013	Bolt, M4 x 75, Bracket/Gearbox	A082F6293F	1	1	
014	Bolt, M4 x 90, Bracket/Gearbox	A079F6013F	1	1	
015	Washer, Spring, Bracket to Gearbox	A079W4068F	4	4	
016	Washer, Flat, Bracket to Gearbox	A079W4054F	4	4	
024	Clutch Shaft	E085F4068J	1	1	Includes Spigot Sleeve A089F0404F
025	Sleeve, Clutch Shaft Spigot (18.5mm long)	A089F0404F	1	1	Replaces Earlier 15mm Sleeve
026	Thrust Washer, Nylon, Shaft/Spigot Erg.	A079F4029F	1	1	
033	Plug, Gearbox Joint Face	A085F4069K		1	
035	Stud, Silencer Mounting Bracket	A079F4030F	1	1	
	Nut, M7, Nyloc	A079F6023F	1	1	
	Pointer, Engine Timing	A079E4011F	1	1	Top Mounted Clutch Cylinder
040	Pointer, Engine Timing	A082F0735F		1	Side Mounted Clutch Cylinder
041	Gasket, Output Shaft Housing	B079F6028F	1	1	

ILLUS. NO.	DESCRIPTION	PART NUMBER	QUANTITY		REMARKS
			PRIOR C35	C35	
47.03A					
043	Bolt, M10 x 35, Clutch Housing/Engine	A075W2051Z	2	2	
	Bolt, M10 x 40, Clutch Housing/Engine	A075W2052Z	3	3	
	Bolt, M10 x 45, Clutch Housing/Engine	A075W2053Z	2	2	
	Bolt, M10 x 50, Clutch Housing/Engine	A075W2054Z	2	2	
	Bolt, M10 x 65, Clutch Housing/Engine	A075W2056Z	2	2	
	Nut, Nyloc, M10, Clutch Housing/Engine	A075W3011Z	2	2	
048	Washer, Flat, Clutch Hsg./Engine	A075W4024Z	13	13	
	Shim, Clutch Housing to Sump	A911E1430F	A/R	A/R	
053	Cover, Timing Aperture	A082F0762K	1	1	
054	Switch, Reverse Light	A079M6014F	1	1	
055	Washer, Reverse Light Switch	A079M6052F	1	1	
056	Drain Plug	A079F6227F	2		
	Drain Plug	A082F6331F		1	
057	Washer, Drain Plug	A079F6205F	2	1	
058	Level Plug	A079F6222F	1	1	
059	Blanking Plug	A079F6222F		1	
	Washer, Level/Blanking Plug	A079F6223F	1	2	
060	Air Vent, Breather	A079F6211F	1	1	If Fitted
061	End Housing	A079F6201F	1		
	End Housing	A082F6320F		1	
062	End Cover	A079F6226F	1		
	End Cover	A082F6324F		1	
	Core Plug, End Cover Blanking	A082F6346F		1	
063	Screw, M7 x 100, Rear Cover Fix	A079F6202F	1		
	Screw, M7 x 28, Rear Cover Fix	A079F6190F		1	
064	Screw, M7 x 40, Rear Cover Fix	A079F6219F	1		
	Screw, M7 x 28, rear Cover Fix	A079F6190F		1	
065	Screw, M7 x 95, Rear Cover Fix	A079F6203F	1	1	
066	Bolt, M7 x 45, Silencer Brkt/Rear Cover	A079F4031F	1	1	
067	Screw, M7 x 100, silencer Brkt/Rear Cover	A079F6202F	1		
	Screw, M7 x 45, Silencer Brkt/Rear Cover	A079F4031F		1	
068	Screw, M7 x 25, Silencer Brkt/Rear Cover	A079F6191F	1		
	Screw, M7 x 45, Silencer Brkt/Rear Cover	A079F4031F		1	
069	Screw, M9 x 65, Rear Cover Fix	A079F6217F	1	1	

MAR 1987

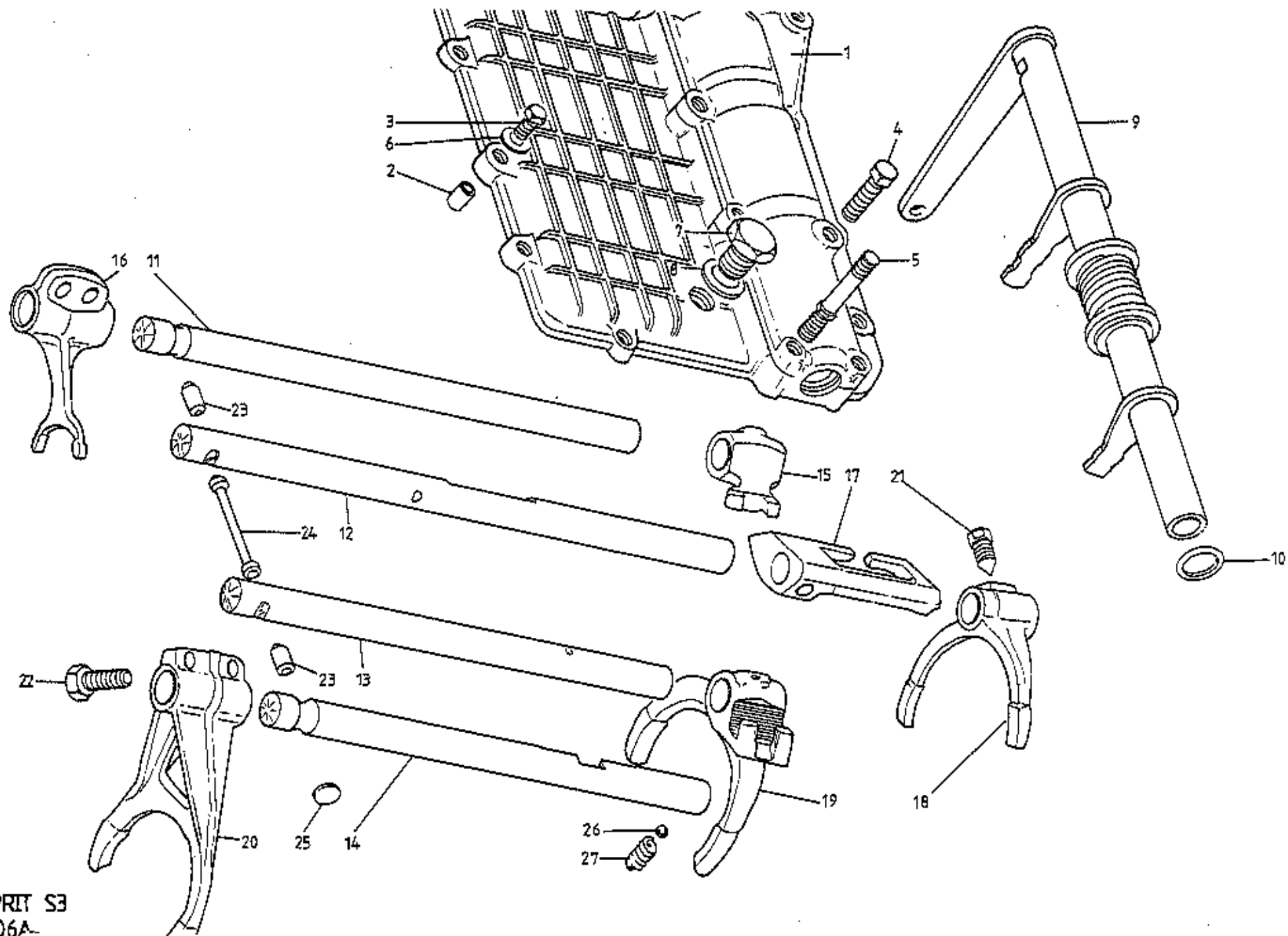
ILLUS. NO.	DESCRIPTION	PART NUMBER	QUANTITY		REMARKS
			PRIOR C35	C35	
47.03A					
	Stop, Speedo Pinion	A079F6206F	1	1	
	Nut, Speedo Pinion Stop	A079F6216F	1		
	Nut, Speedo Pinion Stop	A082F6345F		1	
	Screw, M9 x 30, Rear Cover/Main Case	A079F6204F	5	5	
	Screw, M9 x 25, Rear Cover/Main Case	A079F6221F	3		
	Outflow Plate	A079F6269F	1)
	Outflow Tube	A079F6268F	1) Inside End Cover
	Oil Deflector	A079F6270F	1)
	Oil Deflector	A082F6350F		1)
	Bolt, M8 x 50, G/Box to Clutch Hsg.		3	3	
	Bolt, M8 x 70, G/Box to Clutch Hsg.		5	5	
	Washer, G/Box to Clutch Hsg.		8	8	
	Stud, M12 x 73, G/Box to Clutch Hsg.	A079F6215	2	2	
	Stud, M12 x 58, G/Box to Clutch Hsg.	A079F6214	2	2	
	Washer, 12mm, G/Box to Clutch Hsg.	A079F6213	4	4	
	Nut, M12, G/Box to Clutch Hsg.	A079F6212	4	4	
080	Speedo Driven Gear, 17T	A079F6054F	1	1	
081	Nylon Bush, Speedo Driven Gear	B079F6228F	1		Replaces Earlier Bush With Steel Cap
	Nylon Bush, Speedo Driven Gear	A082F6330F		1	
082	Right Angle Drive, Speedo	A079F6292F	1	1	R/B B079F6292F With 'O' Ring
	Right Angle Drive, Speedo	B079F6292F	1	1	Use With 'O' Ring A082F6315F
083	'O' Ring, Speedo Angle Drive	A082F6315F	1	1	



ESPRIT S3
4705A

ILLUS. NO.	DESCRIPTION	PART NUMBER	QUANTITY		REMARKS
			ALL		
47.05A					
1	Gear Lever Assembly	A079F6002F	1		M7 Knob Thread R/B A082F6313F
	Roll Pin, Gear Lever, M5 x 40	A074F6013F	1		For Gear Lever Ass. A079F6002F
	Gear Lever Assembly	A082F6313F	1		M8 Knob Thread R/B A082F4075F
	Gear Lever Assembly	A082F4075F	1		M8 Knob Thread
2	Gear Lever	A082F4088H	1		M8 Knob Thread
3	Knob, Gear Lever, M7	B079F4016F	1		
	Knob, Gear Lever, M8	A082F4063F	1		
4	Spacer, M7 Gear Knob	A079F4017F	1		
	Lock Ring M8 Gear Knob	A082F4064F	1		
5	Reverse Gate	B079F4012F	1		For Gear Lever Assy. A079F6002F
	Reverse Gate	A082F4062F	1		For Gear Lever Assy. A082F6313F/A082F4075F
6	Spirol Pin, 5 x 14, Bellcrank to Cable Yoke	A079W6198F	1		R/B A079W6245
	Spirol Pin, 3/16" x 14	A079W6245	1		
7	Yoke, Lever Assy. to Crossgate Cable	A079F4022F	1		
8	Spirol Pin, 5 x 18, Cable to Yoke	A079W6199F	1		
9	Crossgate Cable	C079F4015F	1		Use With 240mm Extension Rod
	Crossgate Cable	D079F4015F	1		Use With 422 mm Extension Rod
10	Washer, Shakeproof, 14mm, Cable/Chassis	A079W4051F	2		
12	Dust Cover, Cable Rear	A075Q6001F	1		
13	Rod, Crossgate Cable Extension, 240mm	B082F4044K	1) as fitted
	Rod, Crossgate Cable Extension, 422mm	B082F4065K	1)
	Locknut/Cable Stiffener	A082F4066F	1		Use With 240mm Extension Rod
14	Locknut, Crossgate Cable to Ext. Rod	A075W3020Z	1		Use With 422 mm Extension Rod
15	Clevis Pin, Rod to Bellcrank	A075W6034P	1		
16	Spring Clip, clevis Pin	A075W6175F	1		
	Washer, Clevis Pin	A075W4000Z	1		
17	Bellcrank Lever, Crossgate	C082F4043F	1		R/B F082F4043F
	Bellcrank Lever, Crossgate	F082F4043F	1		
18	Bush, Bellcrank Lever	A075J6003F	1		
19	Pivot Pin, Bellcrank Lever	C079F4014F	1		

ILLUS. NO.	DESCRIPTION	PART NUMBER	QUANTITY		REMARKS
			ALL		
47.05A					
20	Washer, Bellcrank Pivot	A075W4024Z	2		
21	Nut, Nyloc, M10, Bellcrank Pivot Bolt	AD75W3011Z	1		
22	Pivot Pin, Gearchange Tubes	A079F6004F	4		M7 Thread
	Pivot Pin, Gearchange Tubes	A082F4070F	4		M8 Thread
23	Rubber Bush, Tube End	A079F6007F	4		
24	Bearing, Nylon, Tube End	AD79F6008F	8		
25	Nut, Pivot Pin	A079F6023F	4		M7 Thread
	Nut, Pivot Pin	A907E6284F	4		M8 Thread
	Washer, 8mm, Gear Lever to Front Tube	A075W4020Z	1		If Fitted
26	Tube, Gearchange, Front	A082F4053J	1		
27	Tube, Gearchange, Rear	A082F4052J	1		Prior to '85 M.Y.
28	Tube, Gearchange, Rear	A082F4108J	1		'85 Model Year
29	Adjustable End, Rear G/Change Tube	A085F4058F	1		
30	Locknut, Adjustable End	A075W3024F	1		
	Relay Lever, Gearchange, 0.86:1 Ratio	A082F4050K	1		
	Washer, 10mm, Relay Lever Pivot	A075W4024F	2)Use With Relay Lever A082F4050K
	Split Pin, Relay Lever Pivot	A075W6176F	1)
35	Relay Lever, Gearchange, 1:1 Ratio	A082F4059F	1		R/B B082F4059F With M8 Pivot Pins
	Relay Lever, Gearchange, 1:1 Ratio	B082F4059F	1		Uses M8 Pivot Pins
36	Thrust Washer, Relay Lever Pivot	A082F6301F	2		>
37	Washer, Flat, Relay Lever Pivot	A075W4028Z	1		>Use With Relay Lever A/B 082F4059F
38	'E' Clip, Relay Lever Pivot	A082F6302F	1		>
39	Pivot Bracket, Relay Lever (Inc. Bush)	A082F4102J	1		Chassis Mounted. Earlier Cars Used Pivot on Engine Mounting Leg For Bracket A082F4102J
40	Bush, Relay Lever Pivot	A91ZE6593F	1		
	Setscrew, M6 x 18, Pivot Brkt./Chassis	A075W1029Z	3		
	Nut, Nyloc, M6, Pivot Brkt/Chassis	A075W3009Z	3		
	Washer, Flat, Pivot Brkt./Chassis	A075W4015Z	3		
	Edge Protector, Pivot Brkt/A/C Pipes	AX75L6020V	*		205mm A/C Cars Only



ESPRIT S3
47-06A

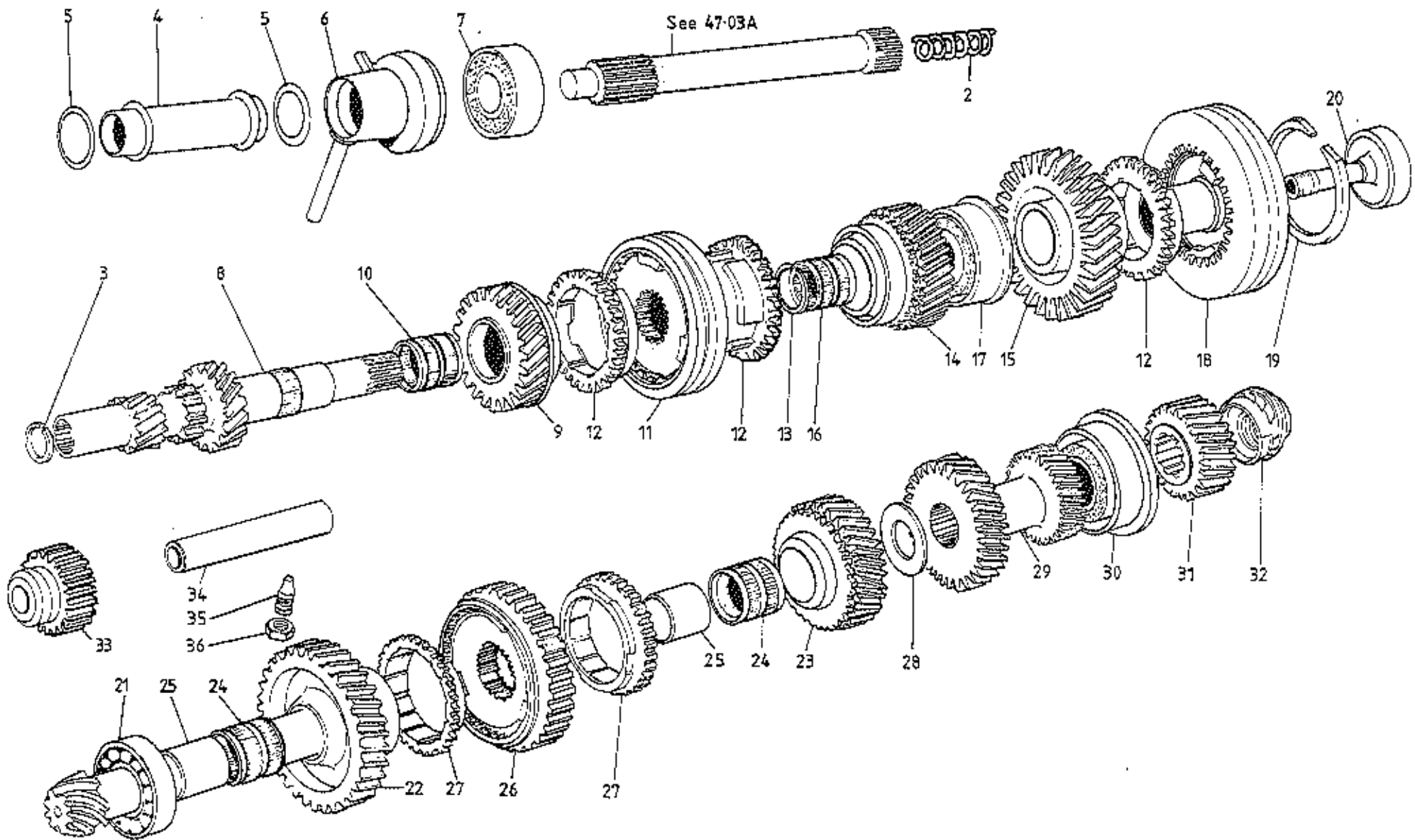
ILLUS. NO.	DESCRIPTION	PART NUMBER	QUANTITY		REMARKS
			PRIOR C35	C35	
47.06A					
					<u>For Identification of C35 See 47.02A</u>
1	Top Cover & Cross Shaft Bearing Cap	A079F6177F	1		
	Top Cover & Cross Shaft Bearing Cap	A082F6327F		1	
2	Dowel, Top Cover Locating	A079F6189F	4	4	
3	Setscrew, M7 x 35, Top Cover	A079F6192F	3	2	
	Setscrew, M7 x 25, Top Cover	A079F6191F	5	4	
4	Setscrew, M7 x 28, Top Cover	A079F6190F	4		
	Setscrew, M7 x 50, Top cover	A079F6198F	2	4	
5	Shouldered Screw	A079F6197F	2		
	Shouldered Screw			1	
6	Washer, Top Cover Screw	A079F6200F	4	4	
7	Filler Plug	A079F6178F	1	1	
8	Gasket, Filler Plug	A079F6179F	1	1	
9	Cross Shaft Assembly	A082F0755K	1		
	Cross Shaft Assembly	A082F4060F		1	R/B B082F4060F
	Cross Shaft Assembly	B082F4060F		1	Use With M8 Linkage Pivot Bolt Prior to '85 M.Y.
	Cross Shaft Assembly	C082F4107F		1	1985 Model Year
10	'O' Ring, Cross Shaft	A079F6055F	2		
	'O' Ring, Cross Shaft	A082F6312F		2	
11	Selector Shaft, Reverse	A079F6172F	1	1	
12	Selector Shaft, 5th	A079F6171F	1		
	Selector Shaft, 5th	A082F6340F		1	
	Plunger, Interlock Relay (Thro' Rod)	A082F6339F		1	
13	Selector Shaft, 3rd & 4th	A079F6170F	1		
	Selector Shaft, 3rd & 4th	A082F6338F		1	
	Plunger, Interlock Relay (Thro' Rod)	A082F6339F		1	
14	Selector Shaft, 1st & 2nd	A079F6169F	1	1	
15	Relay Dog, Reverse Selector Shaft	A079F6165F	1	1	
16	Selector Fork, Reverse	A079F6164F	1	1	
17	Relay Dog, 5th Selector Shaft	A079F6160F	1		

For Identification of C35 See 47.02A

R/B B082F4060F
Use With M8 Linkage Pivot Bolt
Prior to '85 M.Y.
1985 Model Year

Esprit S3 47.06A
Page 1

ILLUS. NO.	DESCRIPTION	PART NUMBER	QUANTITY		REMARKS
			PRIOR C35	C35	
47.06A					
18	Relay Dog, 5th Selector Shaft	A082F6341F		1	
	Selector Fork, 5th	A079F6163F	1		
	Selector Fork, 5th	A082F6335F		1	
19	Selector Fork, 3rd & 4th	A079F6162F	1	1	
20	Selector Fork, 1st & 2nd	A079F6161F	1	1	
21	Locking Screw, Fork/Relay to Shaft	A079F6166F	4	3	
	Locking Wire, Fork/Relay Screw	A079F6168F	4	3	
	Screw, 5th Fork to Shaft	A082F6337F		1	
	Spring Washer, 5th Fork Screw	A082F6336F		1	
22	Setscrew, M9 x 25, Fork Clamping	A079F6221F	4	4	
23	Interlock Plunger, Short	A079F6174F	2	2	
24	Interlock Plunger, Long	A079F6173F	1	1	
25	Blanking Plug, 12mm Diameter	A079F6184F	2	2	
	Blanking Plug, 17mm Diameter	A079F6183F	1	1	
26	Detent Ball, Selector Shaft	A079F6176F	4	4	
27	Spring, Detent Ball	A079F6175F	4		
	Spring, Detent Ball	A082F6347F		4	



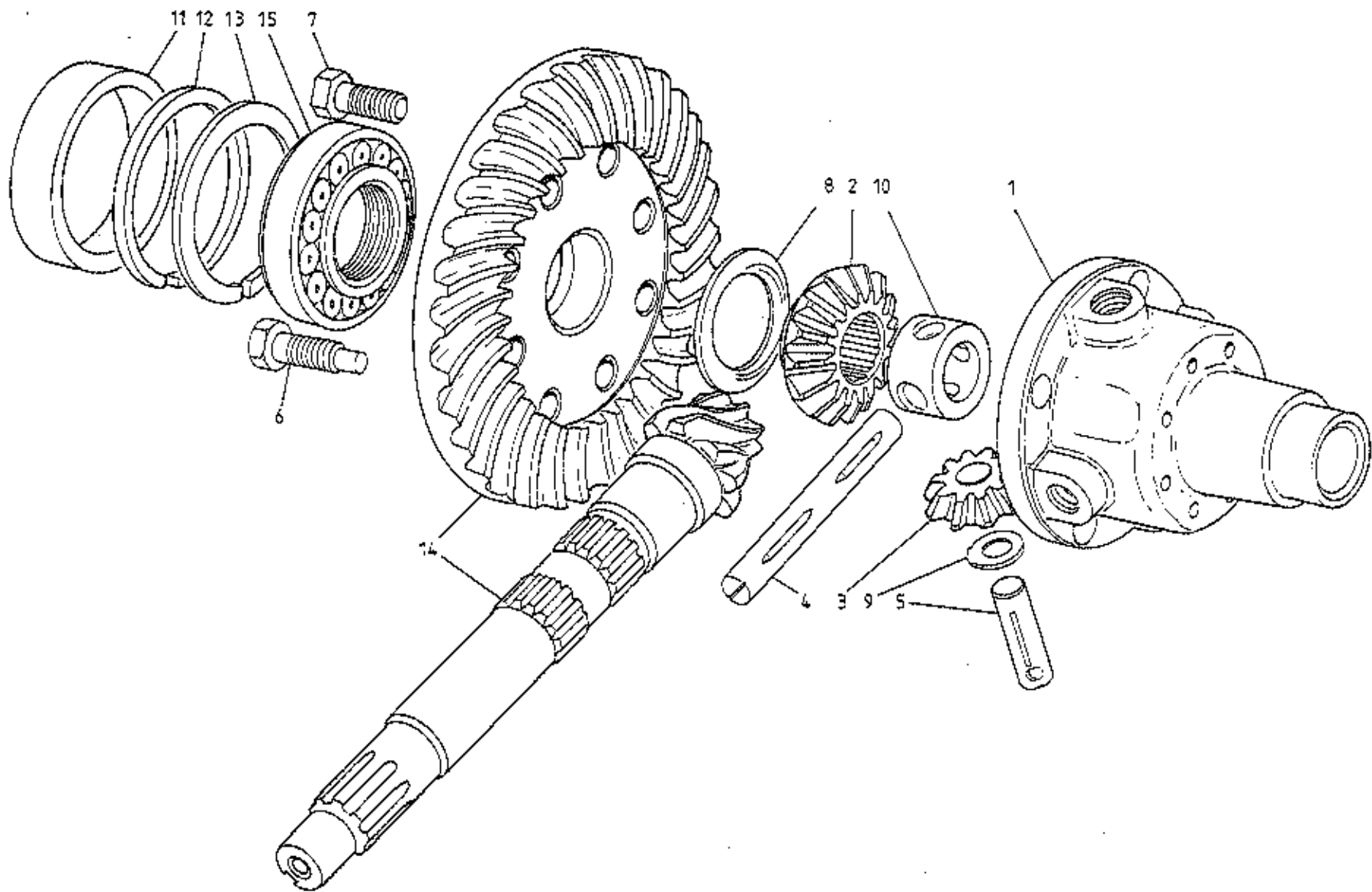
ESPRIT S3
47-07A

ILLUS. NO.	DESCRIPTION	PART NUMBER	QUANTITY		REMARKS
			PRIOR C35	C35	
47.07A					
2	Spring, Clutch Shaft Endthrust	A079F6067F	1	1	
3	Circlip, Clutch Shaft Retention	A079F6068F	1	1	
4	Support Tube, Clutch Release Bearing	A082F0754E	1	1	
5	'O' Ring, Support Tube Sealing	A079F6096F	2	2	
6	Scroll and Housing	A079F4032K	1	1	
7	Ball Bearing, Primary Shaft Front	A079F6069F	1	1	
8	Primary Shaft	A079F6060F	1	1	
9	Drive Pinion, 3rd, Primary Shaft	A079F6064F	1	1	R/B A082F6317F
	Drive Pinion, 3rd, Primary Shaft	A082F6317F	1	1	Supplied With Matched Synchro. Ring
10	Needle Roller Bearing, 3rd Pinion	A079F6061F	1		R/B A082F6348F
	Needle Roller Bearing, 3rd Pinion	A082F6348F		1	
11	Synchroniser Assembly, 3rd & 4th	A079F6072F	1		
	Synchroniser Assembly, 3rd & 4th	A082F6332F		1	
12	Synchro Ring, 3rd, 4th & 5th	A079F6073F	3	3	
13	Stop Ring, 3rd & 4th Synchro 2.20	A079F6074F)		
	Stop Ring, 3rd & 4th Synchro 2.25	A079F6075F)		
	Stop Ring, 3rd & 4th Synchro 2.30	A079F6076F) 1	1	Selective
	Stop Ring, 3rd & 4th Synchro 2.35	A079F6077F)		
14	Drive Pinion, 4th, Primary Shaft	A079F6107F	1	1	
15	Drive Pinion, 5th, Primary Shaft	A079F6108F	1	1	
16	Needle Roller Bearing, 4th & 5th Pinion	A079F6109F	2		R/B A082F6349F
	Needle Roller Bearing, 4th & 5th Pinion	A082F6349F		2	
17	Double Ball Bearing, Primary Shaft Rear	A079F6098F	1		R/B A082F6321F
	Double Ball Bearing, Primary Shaft Rear	A082F6321F		1	
18	Synchroniser Assembly 5th	A079F6094F	1		
	Synchroniser Assembly, 5th	A082F6325F		1	
19	Circlip, 5th Synchroniser	A079F6092F	1	1	
20	Screw, 5th Hub to Primary Shaft	A079F6097F	1		
	Screw, 5th Hub to Primary Shaft	A082F6322F		1	
	Oil Tube, 5th Hub Screw	A082F6323F		1	
21	Roller Bearing, Secondary Shaft Front	A079F6116F	1		R/B A082F6334F
	Roller Bearing, Secondary Shaft Front	A082F6334F		1	

ILLUS. NO.	DESCRIPTION	PART NUMBER	QUANTITY		REMARKS
			PRIOR C35	C35	
47.07A					
22	Driven Pinion, 1st, Secondary Shaft	A079F6102F	1	1	
23	Driven Pinion, 2nd, Secondary Shaft	A079F6103F	1	1	R/B A082F6316F
	Driven Pinion, 2nd, Secondary Shaft	A082F6316F	1	1	Supplied With Matched Synchro. Ring
24	Needle Roller Bearing, 1st/2nd Pinion	A079F6104F	2	2	
25	Sleeve, 1st/2nd Pinion Bearing	A079F6118F	2	2	
26	Synchroniser Assembly, 1st & 2nd	A079F6089F	1		
	Synchroniser Assembly, 1st & 2nd	A082F6333F		1	
27	Synchro Ring, 1st & 2nd	A079F6090F	2	2	
28	Spacer Washer, 1.65	A079F6119F)		
	Spacer Washer, 1.69	A079F6120F)		
	Spacer Washer, 1.73	A079F6121F)		
	Spacer Washer, 1.77	A079F6122F)		
	Spacer Washer, 1.81	A079F6123F)		
	Spacer Washer, 1.85	A079F6124F)		
	Spacer Washer, 1.89	A079F6125F)		
	Spacer Washer, 1.93	A079F6126F) 1	1	Selective
	Spacer Washer, 1.97	A079F6127F)		
	Spacer Washer, 2.01	A079F6128F)		
	Spacer Washer, 2.05	A079F6129F)		
	Spacer Washer, 2.09	A079F6130F)		
	Spacer Washer, 2.13	A079F6131F)		
	Spacer Washer, 2.17	A079F6132F)		
	Spacer Washer, 2.21	A079F6133F)		
	Spacer Washer, 2.25	A079F6134F)		
	Spacer Washer, 2.29	A079F6135F)		
28	Spacer Washer, 2.33	A079F6136F)		
	Spacer Washer, 2.37	A079F6137F)		
	Spacer Washer, 2.41	A079F6138F)		
	Spacer Washer, 2.45	A079F6139F)		
	Spacer Washer, 2.49	A079F6140F)		
	Spacer Washer, 2.53	A079F6141F)		
	Spacer Washer, 2.57	A079F6142F)		

Esprit S3 47.07A
Page 2

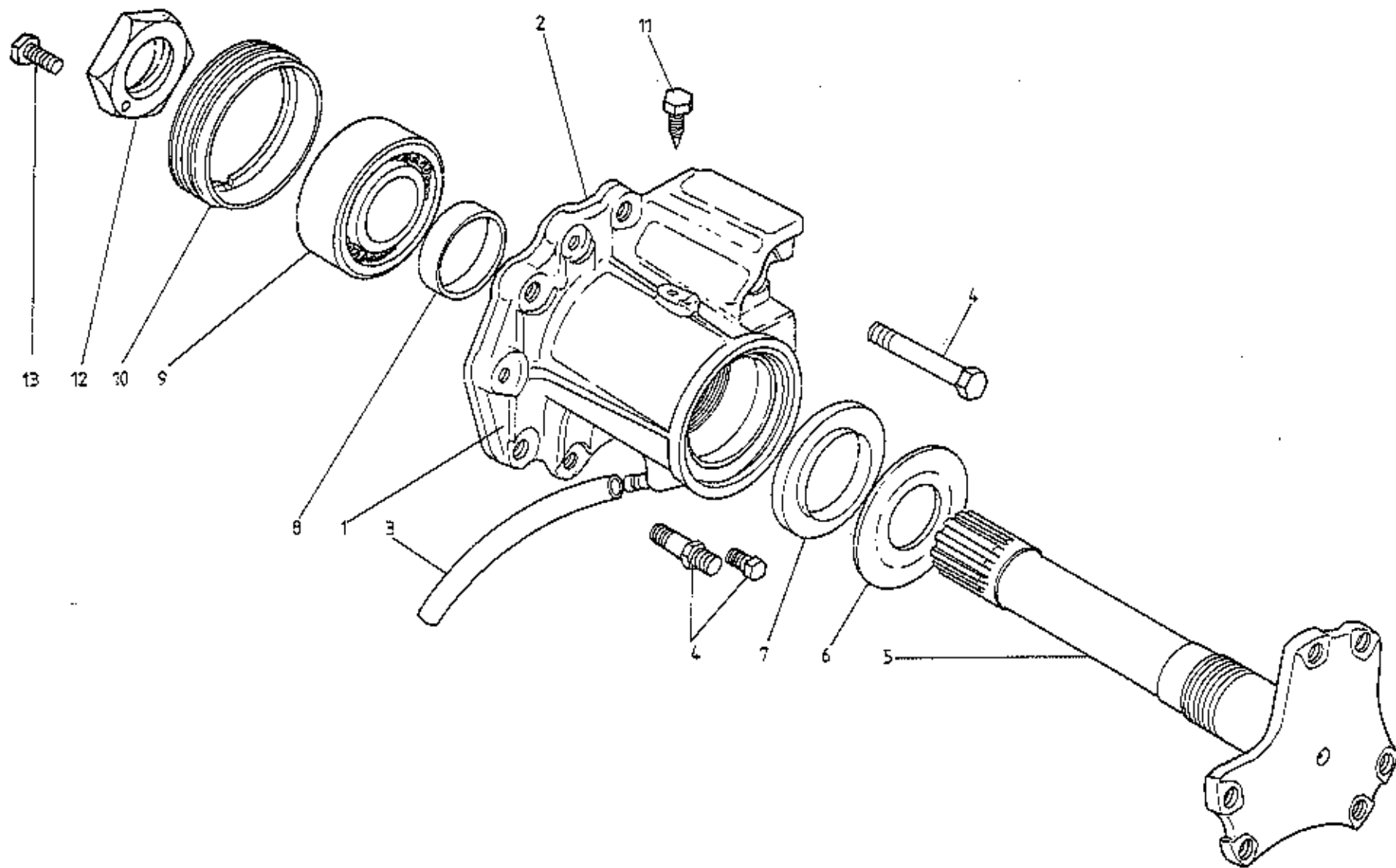
ILLUS. NO.	DESCRIPTION	PART NUMBER	QUANTITY		REMARKS
			PRIOR C35	C35	
47.07A					
	Spacer Washer, 2.61	A079F6143F)		
	Spacer Washer, 2.65	A079F6144F)		
	Spacer Washer, 2.69	A079F6145F)		
	Spacer Washer, 2.73	A079F6146F) 1	1	Selective
	Spacer Washer, 2.77	A079F6147F)		
	Spacer Washer, 2.81	A079F6148F)		
	Spacer Washer, 2.85	A079F6149F)		
	Spacer Washer, 2.89	A079F6150F)		
	Spacer Washer, 2.93	A079F6151F)		
	Spacer Washer, 2.97	A079F6152F)		
	Spacer Washer, 3.01	A079F6153F)		
	Spacer Washer, 3.05	A079F6154F)		
	Spacer Washer, 3.09	A079F6155F)		
	Spacer Washer, 3.13	A079F6156F)		
29	Driven Pinion, 3rd/4th Secondary Shaft	A079F6157F	1	1	
30	Double Ball Bearing, Secondary Shaft Rear	A079F6115F	1		R/B A082F6326F
	Double Ball Bearing, Secondary Shaft Rear	A082F6326F		1	
31	Driven Pinion, 5th, Secondary Shaft	A079F6158F	1	1	
32	Nut/Speedo Drive Gear	A079F6114F	1	1	
33	Idler Gear, Reverse, Inc. Bush	A079F6112F	1	1	
34	Spindle, Reverse Idler Gear	A079F6099F	1	1	
35	Screw, Reverse Gear Spindle	A079F6100F	1	1	
36	Nut, Reverse Spindle Screw	A079F6101F	1	1	



ESPRIT S3
47.11A

ILLUS. NO.	DESCRIPTION	PART NUMBER	QUANTITY		REMARKS
			ALL		
47.11A					
1	Housing	A079F6231F	1		
2	Planet Wheel	A079F6232F	2		
3	Satellite Wheel	A079F6233F	4		
4	Satellite Spindle, Long	A079F6234F	1		
5	Satellite Spindle, Short	A079F6235F	2		
6	Locking Screw, Satellite Wheel	A079F6237F	3		R/B A082F6318F
	Locking Screw, Satellite Wheel	A082F6318F	3		
7	Locking Screw, Crown Wheel	A079F6238F	5		
8	Planet Wheel Washer 1.52	A079F6239F)		
	Planet Wheel Washer 1.58	A079F6240F)		
	Planet Wheel Washer 1.64	A079F6241F) 1		Selective
	Planet Wheel Washer 1.70	A079F6242F)		
	Planet Wheel Washer 1.76	A079F6243F)		
	Planet Wheel Washer 1.82	A079F6244F)		
9	Satellite Gear Washer 1.54	A079F6245F	>		
	Satellite Gear Washer 1.62	A079F6246F	>		
	Satellite Gear Washer 1.70	A079F6247F	> 1		Selective
	Satellite Gear Washer 1.78	A079F6248F	>		
10	Crosshead Bush	A079F6236F			
11	Spacer	A079F6249F	1		
12	Spacer, 2.9	A079F6250F)		
	Spacer, 3.3	A079F6251F)		
	Spacer, 3.7	A079F6252F)		
	spacer, 4.1	A079F6253F) 1		Selective
	Spacer, 4.5	A079F6254F)		
	Spacer, 4.9	A079F6255F)		
	Spacer, 5.3	A079F6256F)		
	Spacer, 5.7	A079F6257F)		

ILLUS. NO.	DESCRIPTION	PART NUMBER	QUANTITY		REMARKS
			ALL		
47.11A					
13	Adjusting Washer, 3.00	A079F6259F	>		Selective
	Adjusting Washer, 3.05	A079F6260F	>		
	Adjusting Washer, 3.10	A079F6261F	>		
	Adjusting Washer, 3.15	A079F6262F	> 1		
	Adjusting Washer, 3.20	A079F6263F	>		
	Adjusting Washer, 3.25	A079F6264F	>		
	Adjusting Washer, 3.30	A079F6265F	>		
	Adjusting Washer, 3.35	A079F6266F	>		
14	Crown Wheel and Pinion	A079F6267F		1	
15	Roller Bearing	A079F6258F		2	



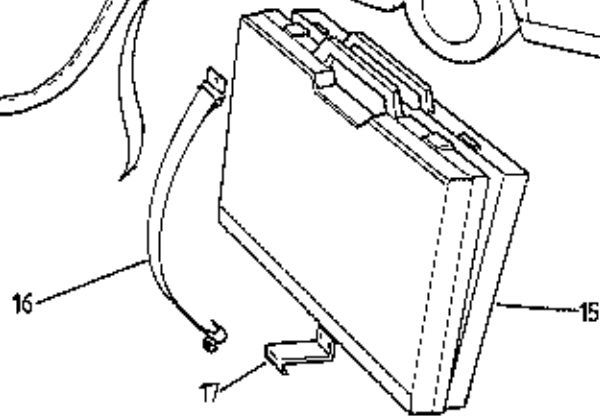
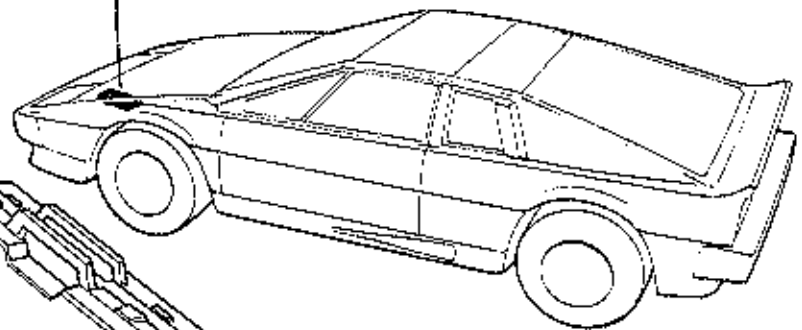
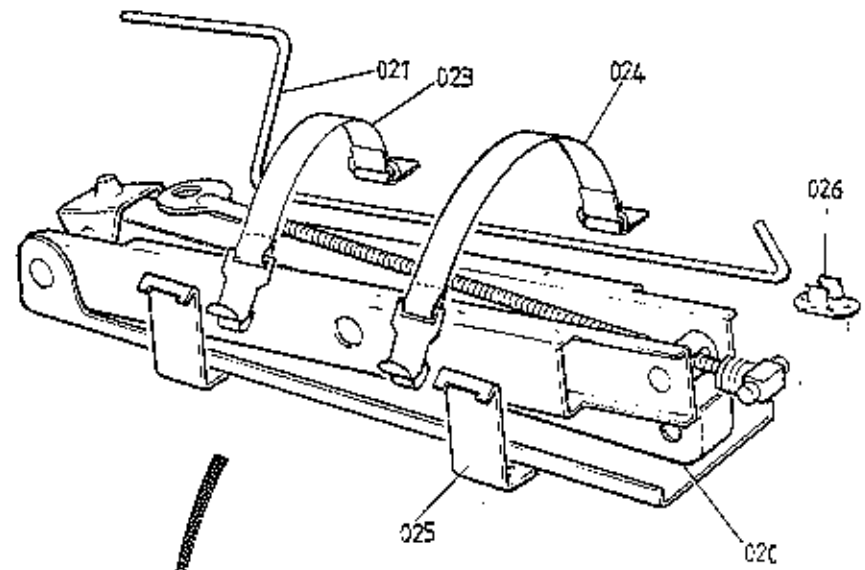
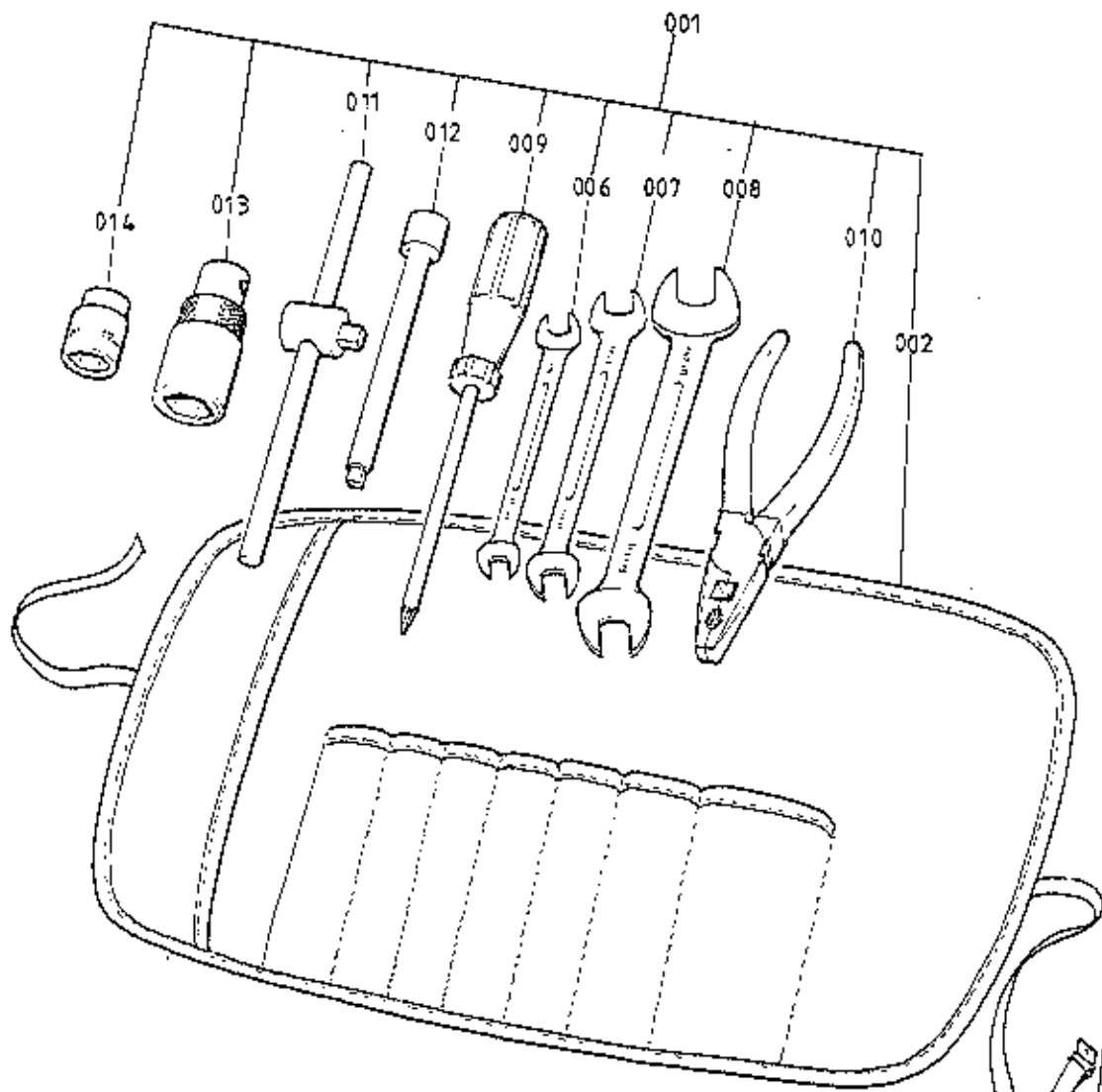
ESPRIT S3
47.15A

ILLUS. NO.	DESCRIPTION	PART NUMBER	QUANTITY		REMARKS
			PRIOR C35	C35	
47.15A					
1	Housing, Diff. Output Shaft, RH	A079F6275F	1		
	Housing, Diff. Output Shaft, RH	A082F6342F		1	
	Housing, Diff. Output Shaft, LH	A079F6276F	1		
	Housing, Diff. Output Shaft, LH	A082F6343F		1	
2	Gasket, Output Shaft Housing	B079F6028F	2	2	
3	Drain Hose, Output Shaft Housing	A079F4019F	2	2	
4	Bolt, M7 x 20, Output Hsg./Trans.	A079F6218F	1		
	Bolt, M7 x 25, Output Hsg./Trans.	A079F6191F	5	1	
	Bolt, M7 x 70, Output Hsg./Trans.	A079F6287F	2		
	Bolt, M9 x 30, Output Hsg./Trans.	A079F6204F	10	10	
	Bolt, M9 x 75, Output Hsg./Trans.	A079F6286F	2	4	
5	Shaft, Diff. Output, RH	A079F6281F	1	1	
	Shaft, Diff. Output, LH	A079F6280F	1	1	
6	Washer, Oil Retaining	A079F6282F	2	2	
7	Oil Seal, Output Shaft	A079F6288F	2	2	
8	Thrust Ring	A079F6283F	2	2	
9	Double Ball Bearing	A079F6277F	2	2	
10	Ring Nut, Bearing to Housing	A079F6278F	2		
	Ring Nut, Bearing to Housing	A082F6344F		2	
11	Locking Screw, Ring Nut to Housing	A079F6279F	2	2	
12	Nut, Bearing to Output Shaft	A079F6284F	2	2	
13	Locking Screw, Output Shaft Nut	A079F6285F	2	2	

Esprit S3 47.15A

1AR 1987

dlp84

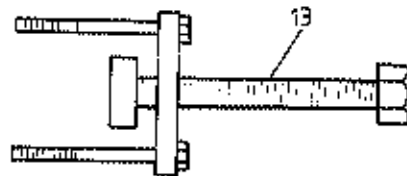
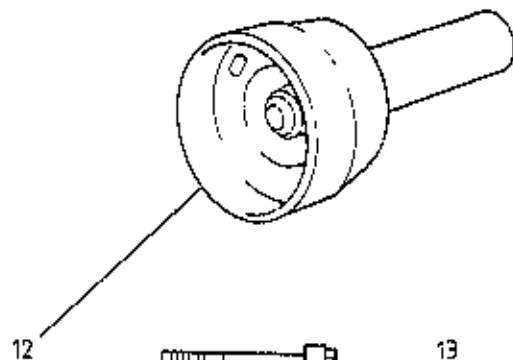
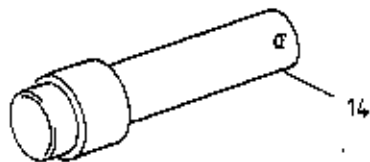
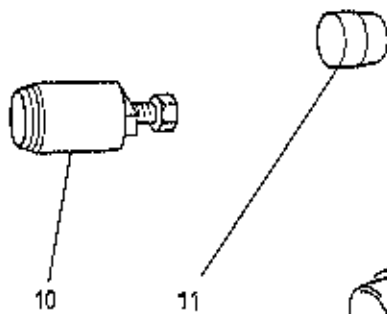
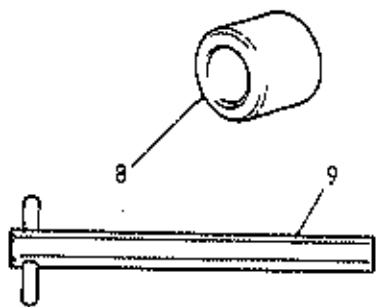
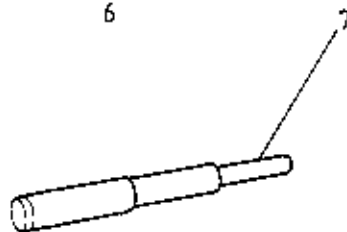
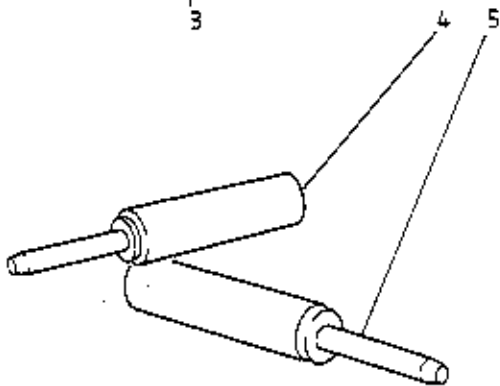
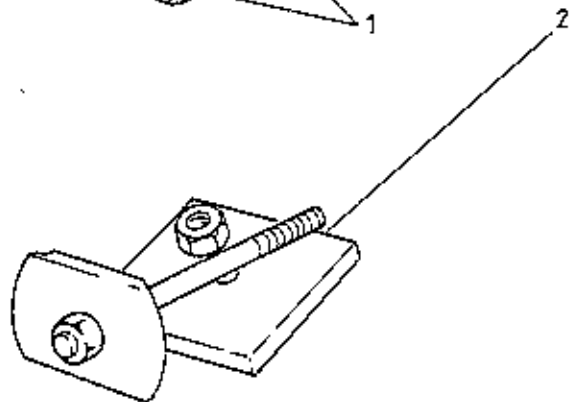
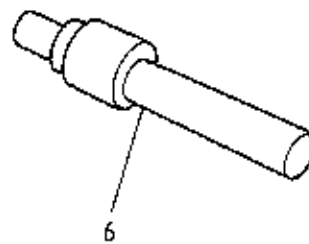
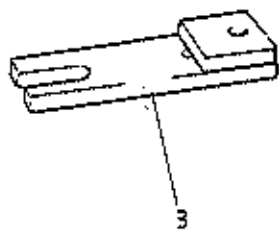
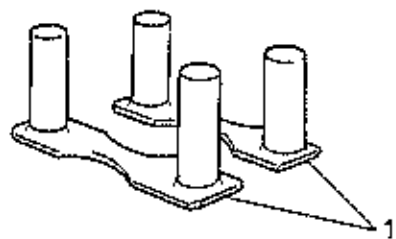


ESPRIT S3
6001A

ILLUS. NO.	DESCRIPTION	PART NUMBER	QUANTITY		REMARKS
			ALL		
60.01A					
001	Toolkit & Roll	B075T0728J	1		With Speedline Wheels)
	Toolkit & Roll	A082T4003J	1		With BBS Wheels)
002	Roll, Toolkit	A075T0369K	1)
006	Spanner, O/E, 8 x 10	B075T6003F	1)
007	Spanner, O/E, 10 x 13	B075T6004F	1) 'Roll'
008	Spanner, O/E, 13 x 17	B075T6005F	1) Type
009	Screwdriver, Posidrive no. 2	B075T6006F	1) Toolkit
010	Pliers	B075T6007F	1)
011	'T' Bar, Sliding	B075T6008F	1)
012	Extension, 5 in., 3/8 in. Drive	B075T6009F	1)
013	Spark Plug Socket, 13/16 in.	B075T6011F	1)
014	Socket, 19mm	B075T6010F	1		In Toolkit B075T0728J)
	Socket, 17mm	B082T6001F	1		In Toolkit A082T4003J)
015	Toolkit & Plastic Case	A082T4005F	1)
016	Strap, Tool Case Retention	A089U1412F	1) Plastic Case Type Toolkit
017	Hook, Tool Case Strap	B082U4715K	1)
	Rivet, Strap and Hook Fixing	A075W6065Z	3)
	Washer, Rivet	A075W4013F	3)
	Jack, (No Baseplate Type)	A075T6013F	1		Uses Ratchet Handle
020	Jack, (With Integral Baseplate)	A085T4004K	1		Uses Cranked Handle
	Handle, Ratchet	A075T6014F	1		
021	Handle, 145mm Crank	B085T6002	1		
	Handle, 265mm Crank	A075T0350F	1		
023	Strap, Jack Retention, (Front)	A079U4033F	1		
024	Strap, Jack Retention, (Rear)	A082U5024F	1		
025	Anchor Hook, Jack Strap	B082U4715K	2		
	Pop Rivet, Strap and Anchor Fixing	A075W6099F	6		
026	Clip, Jack Handle Stowage (2 Hole Fix)	A079W6146F	2/3)
	Clip, Jack Handle Stowage (1 Hole Fix)	A079W6145F	1) As Fitted

Esprit S3 60.01A

MAR 1987



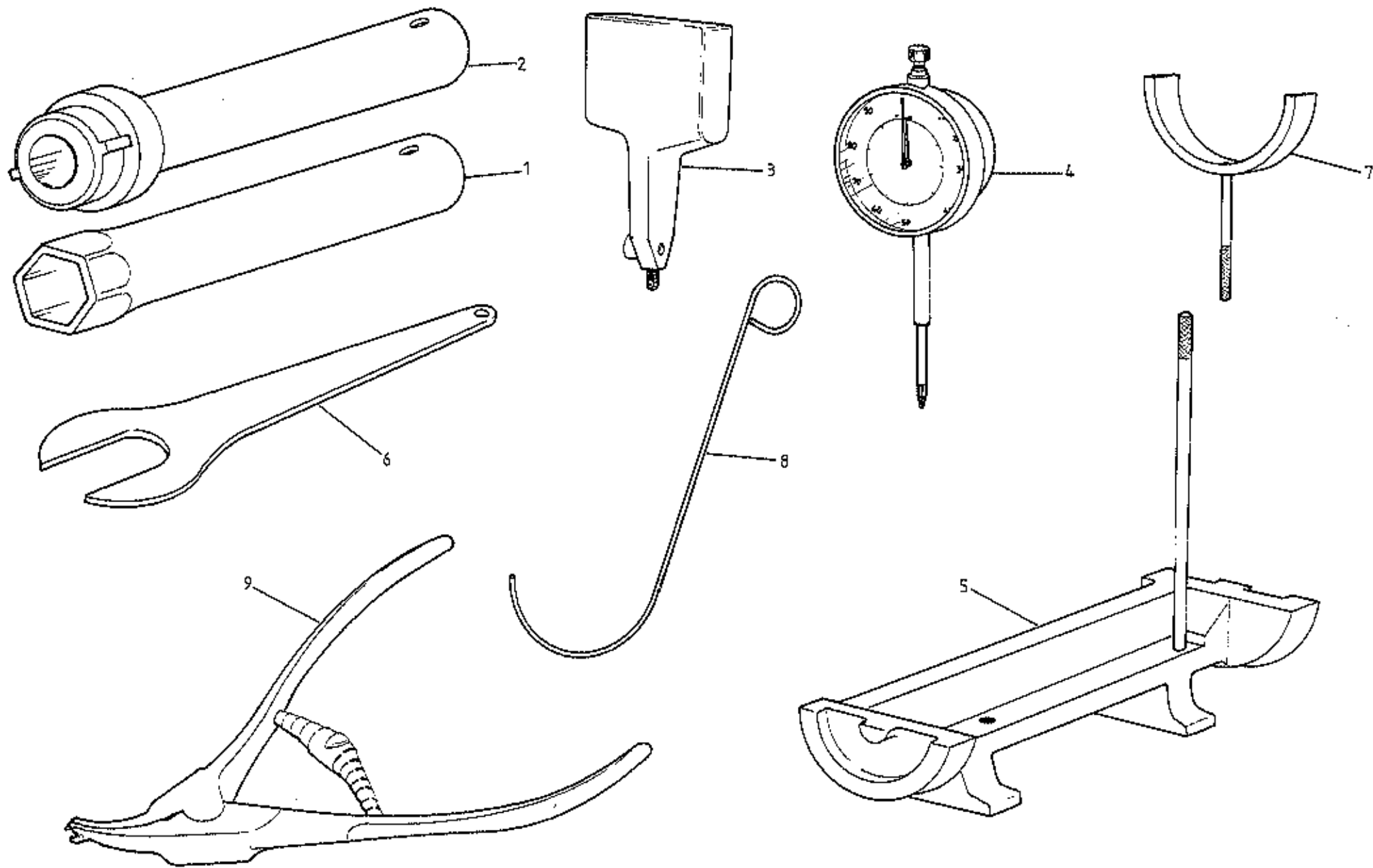
ESPRIT S3
60-02A

ILLUS. NO.	DESCRIPTION	PART NUMBER	QUANTITY		REMARKS
			ALL		
60.02A					
1	Engine Special Tool Kit Assembly	T000L0002A	1		Comprises * Items
2	Cylinder Liner Clamps*	T000T0002A	2		
3	Cylinder Liner Extractor*	T000T0012A	1		
4	Cylinder Liner Nip Gauge*	T000G0003A	1		
5	Drift, Inlet Valve Seat*	T000T0093A	1		
6	Drift, Exhaust Valve Seat*	T000T0094A	1		
7	Insertor, Spigot Bearing*	T000T0242A	1		
8	Drift, Valve Guide*	T000T0004A	1		
9	Insertor, Camshaft Oil Seal*	T000T0010A	1		
10	Spanner, Oil Pick-Up Pipe Union*	T000T0083A	1		
11	Extractor, Camshaft Oil Seal*	T000T0011A	1		
12	Sleeve, Camshaft Oil Seal*	T000T0072A	1		
13	Pilot, Rear Oil Seal, Crankshaft*	T000T0084A	1		
14	Puller, Crankshaft Pulley*	T000T0170A	1		
	Pilot, Front Cover*	T000T0009B	1		
	Clips, Tool Retention, set c/w Fixings	T000L0005A	1		
	Shadow Sheet, Self Adhesive	T000T0271A	1		
	Tool Board	T000T0270A	1		
	Burroughs Gauge, Toothed Belt	T000T0290A	1		
	Burroughs Gauge, Toothed Belt	T000G0025J	1	R/B T000G0025J Cantilevered Type	
	Torx Socket, Cam Housing Bolt	T000T0443	1		
	Carburettor Balance Adaptors	T000T0496	4		
	Carburettor Float Setting Bar	T000T0498	1		
	Carburettor Manometer	T000T0499	1		
	Rear Brake Caliper Spreader	T000T0556	1	1985 Model Year	
	Screen Removal Tool	A075B6169	1		

Esprit S3 60.02A

MAR 1987

d2p77



ESPRIT
60-04A

JS. 7.	60.04A	DESCRIPTION	PART NUMBER	QUANTITY		REMARKS
				ALL		
		Special Tool Kit, Transmission Comprises:	TOOCL0621	1		
1		Spanner, Bearing to Shaft Nut	TOOCL0612	1		
2		Spanner, Bearing to Housing Lock Ring	TOOCL0613	1		
3		Dial Gauge Support	TOOCL0614	1		
4		Dial Gauge	TOOCL0615	1		
5		Pinion Setting Fixture	TOOCL0616	1		
6		Spanner, Speedo Drive Nut	TOOCL0617	1		
7		Syncro Gauges (set of 6)	TOOCL0618	1		1st/2nd Gear
8		Reverse Selector Gauge	TOOCL0619	1		
9		Circlip Pliers, 3rd/4th Syncro Hub	TOOCL0620	1		

MAR 1987

dlp88

Esprit S3
60.04A