

Updated 2nd February 2015

Lotus Esprit S1 & S2 Service Parts List Table Of Contents

Section	Sub. Section	Illus. Ref.	Page	Description	
Conditions Of Sale Warranty			2 - 3	Instructions of sale, warranty, and claims under And warranty	
			4 - 5	Explanation of parts numbering, with example, standard hardware part numbers explanation, Vehicle Chassis numbering breakdown	
Index To Sections			6 - 7	Basic guide to sections, title, and contents. Cutaway drawing of Esprit	
Chassis	A	AA	AA.1	Chassis assembly/Bracing Strut Bracket/Tapping Plate/Rear Suspension assembly Crossbeam/Gearbox Mounting/Caliper Suspension Brackets	
Body	B	BA	BA.1-BA.13	Body Shell assembly/Tunnel Top & Sides Foam/Door Shell assembly/Outer Sill/Radiator Duct/Grille/Headlamp Pod/Windscreen Finisher/Rear Valance/Front Bumper/Rear Bumper/Rear Qtr. Window assembly and Glass/Body Waistline Finisher/Plenum Chamber/Exterior Mirror assembly/Engine Cover assembly/Heat Shields/Tail Lights Recess panel/Backing and Surround/No. Plate Insert	
			BB	BB.1-BB.4	Front Body Repair Sections/Roof Section
			BC	BC.1-BC.3	Rear Body Repair Sections/Upper, Centre, Lower, Bulkhead
			BD	BD.1-BD.2	Windscreen/Door Glass/Door Qtr. Light/Rear Qtr. Window/Bulkhead Glass/Tailgate Glass (Heated)
			BE	BE.1-BE.3	Tailgate Panel assembly/Gas Strut/Rubber Seals/Lock assembly/Striker Plates/Release Cable/Heated Rear Screen Lead
			BH	BH.1-BH.2	Bonnet assembly/Hinge assembly/Bonnet to Plenum Chamber Seal/Grille/Lock/Stay
			BEA	BEA.1-BEA.2	Air Scoop L+RH assemblies/Tailgate Ventilation Duct assembly/Trunking/Seals/Screws/Spire Nuts
			BEB	BEB.1-BEB.2	Engine Bay Cooling System assemblies for A) Temperate Climates (Trunking) B) High Ambient Temperature Climates (Trunking + Blower Motor)
			BF	BF.1-BF.4	Door Beam assembly (L+RH)/Hinge Post assembly (L+RH)/Window Lift Motor/Window Frame/Guide Rails/Weatherstrip assembly/Check Strap assembly
			BG	BG.1-BG.2	Interior and Exterior Door Handle/Lock/Striker Plate/Operating Rods
			BJ	BJ.1-BJ.2	Headlamp Motor assembly/Operating Mechanism

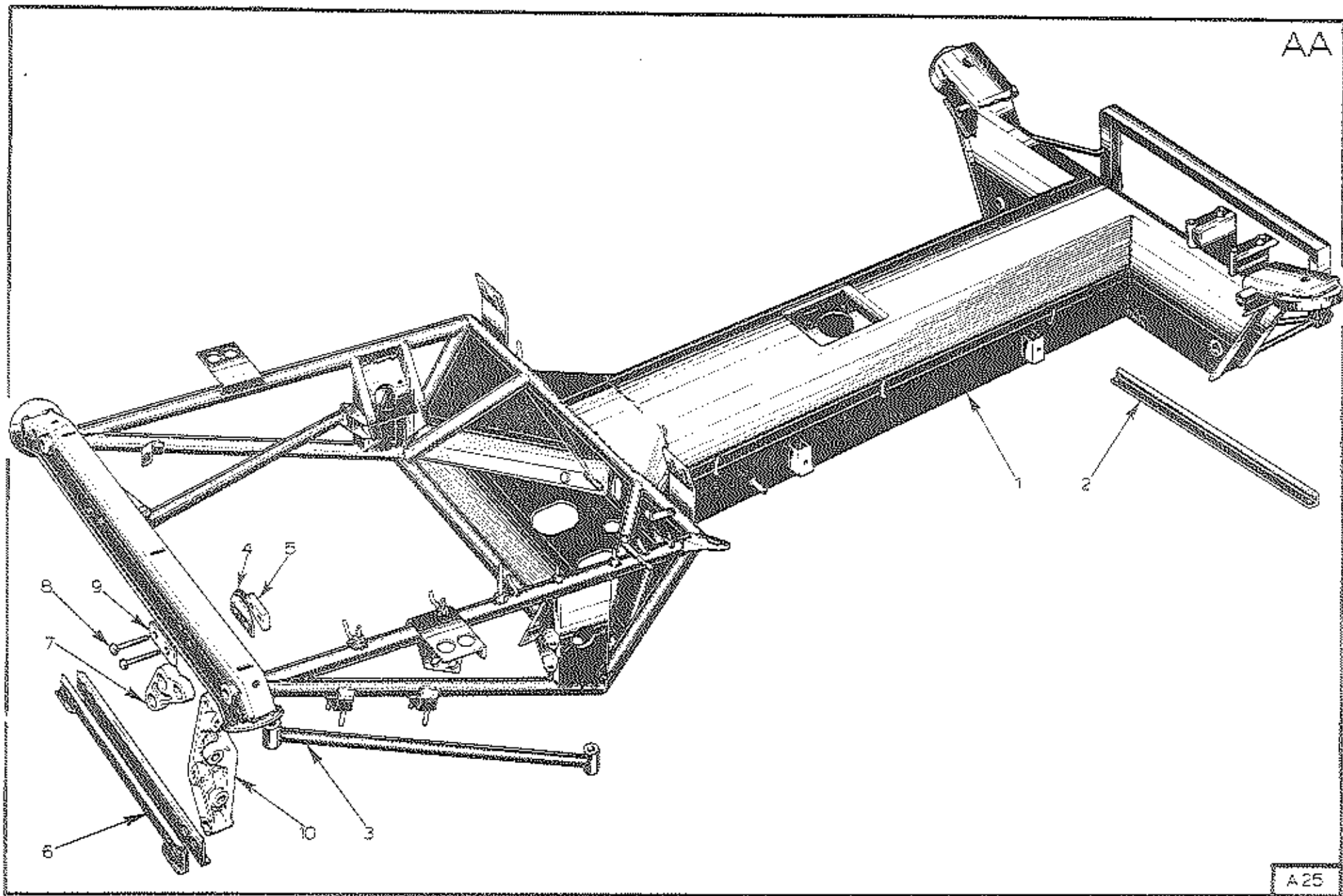
	BJA	BJA.1-BJA.2	Headlamp Two Motor System/Operating Motors/Links/ Brackets
	BK	BK.1-BK.2	Transfers/Badges/Fixings
		BL.1-BL.4	Paints/Thinners/Touch Up/Codes
Front Suspension C	CA	CA.1-CA.3	Front Suspension assembly/Brake Disk/Bearing Kit/Anti- Roll Bar/Clamp Plates/Dampers
Rear Suspension D	DA	DA.1-DA.4	Rear Suspension assembly/Outboard Driveshafts/ Intermediate Driveshafts/Universal Joint/Bearings/Seals
Engine E	EA	EA.1-EA.4	Cylinder Block and Main Bearing assembly/Oil Pressure Union/Oil Sump/Dipstick/Engine Mounting Brackets and Rubbers/Engine Mounting Heatshield
	EB	EB.1-EB.6	Cylinder Head assembly/Valve Springs/Seats/Tappets/ Camshafts/Covers/Seals/Gaskets/Filler Cap/Air Pump Pulley and "V" Belt
	EC	EC.1-EC.3	Crankshaft/Flywheel/Main Bearing Shells/Piston and Liner assembly/Crankshaft Pulleys/
	ED	ED.1-ED.3	Water Pump assembly/"V" Pulley/Thermostat/Hose/"V" Belts/Gaskets
	EE	EE.1-EE.3	Oil Pump and Filter assembly/Pick up pipe/Alternator Mounting Bracket/Auxiliary Housing/Bolts /Gaskets
	EF	EF.1-EF.2	Toothed Pulley/Belt Tensioner assembly/Toothed Belt
	EG.1		Not Used
	EH	EH.1-EH.2	Inlet Manifold (Dellorto and Zenith 'CD' Carbs)/ Adaptor Flange/Temperature Transmitter/Vacuum Unions
	EJ	EJ.1-EJ.3	Distributor assembly/Coil/H.T. Leads/Spark Plugs/ Alternator/Starter Motor/
	EK	EK.1-EK.2	Air Conditioning Compressor assembly/Alternator/ Mounting Brackets
	EL	EL.1-EL.2	Air Box/Plenum Chamber/Trunking/Flame Trap and Breather Tube/Intake Grille/Anti Run-on Valve/Backplate assy.
	ELA	ELA.1-ELA.2	Air Box Cover/Backplate assy./Flame Trap and Breather Tube/Anti Run-on Valve/Induction Hose
	EM	EM.1-EM.4	Air Pump assembly (Lucas and A.C.Delco)/Air Filter/ Air Non-Return Valve/Air Rail assembly/"V" Belt/Hoses Brackets/Unions/Clamps
	EMA.1		Air Plenum/Pulse Valve/Air Rail/Air Injector
Transmission F	FA	FA.1-FA.3	Gearbox and Bell Housing assembly/Speedo Cable and Drive/Air Vent/Engine Timing Pointer/Drain Plug
	FB	FB.1-FB.2	Gear Lever assembly/Gear Lever Knob/Spacer/Forward, Intermediate, and Rear Gear Change Tubes/Swing Link/ Relay and Cross Gate Operation Levers/Cross Gate Cable

		FC	FC.1	Not Used
		FD	FD.1-FD.2	Cover and Cap/Spindles and Forks/Control Lever Spindle assembly/Filler Plug
		FE	FE.1-FE.6	Primary Shaft assy./1st+2nd 3rd+4th 5th Synchro assy./Synchro Rings/Stop Rings/Adjusting Washers/Drive Shaft
		FF	FF.1-FF.2	Planet Wheel/Satellite Wheel/Crown Wheel and Pinion/Roller Bearing/
		FG	FG.1	Drive Shaft Housing/Drive Shaft/Double Roller Bearing/Ring Nut/Thrust Ring/Oil Seal/Lock Nut and Screw
Wheels and Tyres	G	GA	GA.1	Front and Rear Wheel and Tyre assy./Centre Cap/Badge/Wheel Nuts
			GAA.1	Front and Rear Wheel and Tyre assy./Centre Cap/Badge/Wheel Bolts/Spare Wheel
Steering	H	HA	HA.1-HA.2	Steering Rack assy./Track Rod Ends/Rack Mounting Tapping Plate/Rubber Bush and Clamp/Universal Joint/Intermediate Column assy./Steering Column Lock and Ign Switch/Steering Wheel/Crash Pad
Braking Equipment	J	JA	JA.1-JA.2	Pedal Box/Brake and Clutch Pedals/Throttle Pedal assy./Throttle Cable/Stop Light Switch/Pedal Shaft/Column to Pedal Box Clamp assy.
		JB	JB.1-JB.3	Servo assy./Servo to Manifold Hose/Handbrake assy./Handbrake Cables/Bundy Pipe/Flexible Hoses/Unions
		JC	JC.1-JC.2	Front and Rear Calipers/Front and Rear Discs/Front and Rear Pad assemblies/Drive Shaft Adaptor/Dust Shield
Cooling System	K	KA	KA.1-KA.5	Radiator/Motor, Fan, Cowl assembly/Otter Switch/Header Tank/Pressure Cap/Water Pipes/Water Hoses/Air Bleed Hose
		KAA	KAA.1-KAA.2	Radiator/Cowl and Fan/Fan Motor/Top and Bottom Hoses/Water Pipes
		KB	KB.1	Oil Cooler/Inlet and Outlet Pipe assemblies/Aux Housing Adaptor/Adaptor Pipe assy./Threaded Extn.
Fuel System	L	LA	LA.1-LA.7	Left and Right Fuel Tanks/Sender Unit/Filler Cap assy./Filler Necks Left and Right/Fuel Pump/Flow lock Valve/Evaporative Loss Tank/Charcoal Canister/Inertia Switch/Fuel Pipes/Clamps
		LB	LB.1	Bypass Valve Pipe assy./Vacuum Pipe assy./Starter Connection Tube/Pipe assy.
		LC	LC.1-LC.3	Dellorto Carburettor Assembly
		LD	LD.1-LD.5	Zenith "CD" Carburettor assembly

Electrical Equipment	M	MA	MA.1-MA.5	Battery/Tray/Clamp/Cable (+VE & -VE)/Main Loom/Relays/Fuse Box/Horns/Switches/Rheostat/Fibre Optic Light Source & Guide assembly/Digital Clock/Steering Column Stalk Switches/Switches & Micro-Switches
			MB.1-MB.3	Headlamp assemblies/Rear Lamp assemblies/Lenses/No. Plate Light assembly/Time Delay Buzzer
		MC	MC.1-MC.2	Windscreen Wiper Motor/Bundy Pipe/Wheel Box assy./Washer Jet/Wiper Arm/Wiper Blade/Wiper Arm Downstop/Washer Bottle/Mounting Brackets
		MD	MD.1-MD.2	Instrument Cluster (M.P.H. & K.P.H.)/Printed Circuit/Speedometer/Tachometer/Oil Pressure Gauge/Temperature Gauge/Voltmeter/Fuel Gauge/Warning Light Block/Instrument Panel Mask/Housing/Retaining Clips/Water Temperature Trans/Oil Pressure Trans/Oil Connecting Pipe/Speedo Cable/Speedo Right Angled Drive
		MDA	MDA.1-MDA.2	Instrument Panel/Stiffener/Voltage Stabiliser/Fuel Gauge (Leaded & Unleaded Fuel)/Engine Temperature Gauge/Speedometer (140/170/85 mph & 220/265 kph)/Tachometer/Oil Pressure Gauge/Battery Condition Indicator/Separate Warning Lights/Water Temperature Transmitter
Heating	P		ME.1	Radio (Motorola LT558)/Speaker/Grille/Aerial/Earth Lead/Radio Blanking Plate/Radio Mounting Bracket
		PA	PA.1-PA.3	Heater assy./Blower assy./Control Lever assy./Control Cables/Water Valve/Mounting Brackets
		PAA	PAA.1-PAA.4	Heater assy./Blower Motor & Fan/Vacuum Reservoir/Water Valve/Control Cables/Ducting/Vents/Control Pipes/Control Lever assy./Vacuum Motor
		PB	PB.1-PB.3	Air Conditioning Unit/Evaporator/Heater Matrix/Blower Motor & Fan/Water Valve/Expansion Valve/Vacuum Pipe/Vacuum Switch/Ducting/Vents/Recirculation Flap/Control Cables
		PC	PC.1-PC.2	Condenser/Hoses/Receiver-Drier/Condenser Fan/Cowl/Motor/Mounting/Vacuum Reservoir/Pipe/Non Return Valve
Clutch	Q	QA	QA.1-QA.2	Cover assy./Clutch assy./Fork assy./Master Cylinder/Slave Cylinder/144" Flexible Pipe/Service Kits For Master & Slave Cylinders
Exhaust	S	SA	SA.1-SA.4	Exhaust Manifold/Downpipe assy./Silencer/Catalyst/Heat Shield assy./Down Pipe Heat Shield assy./Silencer Heat Shield/Catalyst & Down Pipe Grass Fire Shield assy./Mounting Brackets/Studs/Nuts

Tools	T	TA	TA.1	Jack & Handle/Tool Kit assy./Owners Handbooks/Parts List/Workshop Manual
		TB	TB.1-TB.2	Special Tool Kit assy./Shadow Sheet (Self Adhesive)/Tool Board
Trim	V	VA	VA.1-VA.28	Seats/Tunnel/Header Rail assy./Cant Rail (L&RH) assy./Switch Panel Trimmed assy./Map Pocket assy./Headlining ass. /Door Trim (L&RH) assy. All in various Colour Trim options.
		VB	VB.1-VB.14	Interior Rear View Mirror assy./Cubby Box & Liner (L&RH) assy./Switch Panel (L&RH)/Trimmed Fascia assy./Crash Pad assy./Column Shroud (Upper & Lower) All in various colour trim options
		VC	VC.1-VC.5	Interior Carpeting various colours to match above
		VD.1	VD.1	Sound Proofing Felt/Adhesive
		VE.1-VE.4	VE.1-VE.4	Boot Board/Battery Cover/Tonneau Cover/Boot Floor Carpeting/Floor Board Brackets
		VF.1	VF.1	Seat Belt assy./Reinforcing Plate/Covers

AA



A25

QUANTITY

PLATE Ref: No.	DESCRIPTION	PART No	QUANTITY						REMARKS
			S.1.	S.2.	ALL	DOMESTIC	R.O.W.	FEDERAL	
AA 1	Chassis Assembly, RHD	J079A4000K	*	*		1			
	Chassis Assembly, LHD	C079A4200K	*	*			1		
	Chassis Assembly, LHD	D079A4100K	*	*				1	
AA 2	Closing Plate/Mounting Bracket	A079A4056K	*	*	1				
AA 3	Bracing Strut Assembly	B079A4104K	*	*	2				
	Bolt, M10 x 55	A079W2057F	*	*	4				
	Nut, Nylac	A075W3011ZD	*	*	4				
AA 4	Bracing Strut Bracket, RH	A079A4102F	*	*	1				
	Bracing Strut Bracket, LH	A079A4101F	*	*	1				
AA 5	Tapping Plate, Bracing Strut	A079A4103F	*	*	2				
AA 6	Crossbeam, Rear Suspension Assembly	B079D4045C	*	*	1				
	Washer, Penny	A075W4008ZH	*	*	4				Crossbeam to Bracket
AA 7	Gearbox Mounting, 3 Hole	A079F4002F	*	*	2				
	Rubber Mounting	A079F6022P	*	*	2				
	Rubber Mounting	A079F6021P	*	*	4				
AA 8	Bolt 1/2" UNF x 3"	A079W2022F	*	*	4				Bracket, 3 hole & strut bracket to chassi
AA 9	Tab Washer	A079F4024F	*	*	2				
	Bolt 1/2" UNF x 4 1/2"	A079W2023F	*	*	2				Caliper Suspension Brkt to Brkt 3 hole

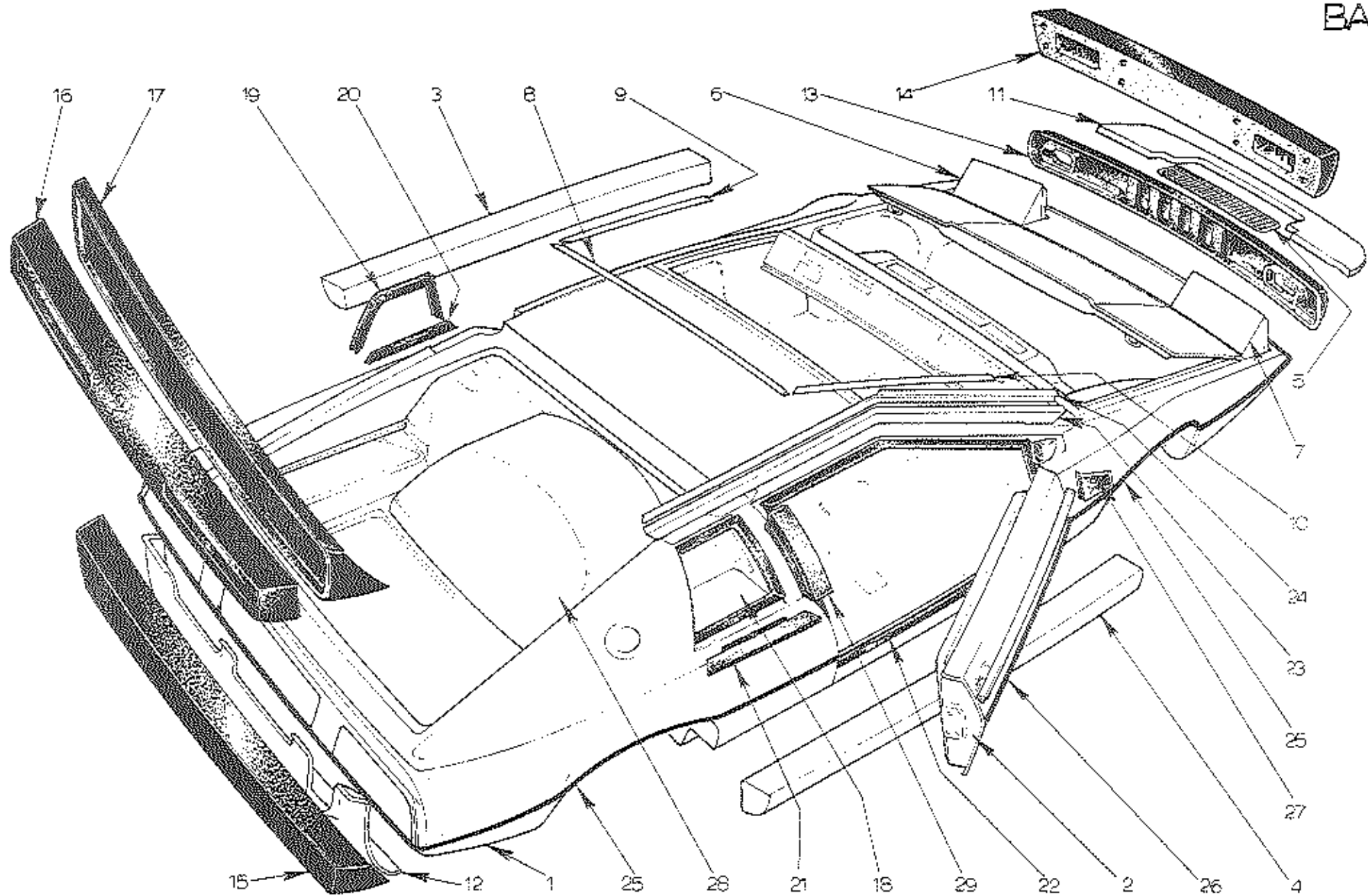
QUANTITY

PLATE Ref: No.	DESCRIPTION	PART No	QUANTITY			DOMESTIC	R.O.W.	FEDERAL	REMARKS
			S.1.	S.2.	ALL				
AA 10	Caliper Suspension Bracket, RH	B079F4004G	*	*	1				
	Caliper Suspension Bracket, LH	B079F4003G	*	*	1				
	Bolt, 14 mm x 90 mm, Brkt to Gearbox	A079F6013F	*	*	2				
	Bolt, 14 mm x 60 mm, Brkt to Gearbox	A079F6014F	*	*	2				
	Washer, Plain	A079F60293F A079W4054F	*	*	4				
	Washer, Spring	A079W4068F	*	*	1				
	Anti-Corrosion Spray	A075A6009V	*	*	400				Tectyl 506

9.78

Esprit
AA. 2

BA



B212

PLATE Ref: No.	DESCRIPTION	PART No	QUANTITY					REMARKS	
			S.1.	S.2.	ALL	DOMESTIC	R.O.W.		FEDERAL
BA 1	Body Shell Assy, RHD	A079B4004J	*			1			With battery by window.
	Body Shell Assy, RHD	B079B4004J	*			1			With battery in floor.
	Body Shell Assy, RHD	A079B4152J		*		1			Heater, up to unit no. 805G, inc.
	Body Shell Assy, RHD	A079B4268J		*		1			Heater, from unit no. 806G, inc.
	Body Shell Assy, RHD	A079B4193J		*		1			Air Cond.
	Body Shell Assy, LHD	A079B4078J	*				1		With battery by window.
	Body Shell Assy, LHD	B079B4078J	*				1		With battery in floor.
	Body Shell Assy, LHD	A079B4154J		*			1		Heater, up to unit no. 292J, inc.
	Body Shell Assy, LHD	A079B4269J		*			1		Heater, from unit no. 293J, inc.
	Body Shell Assy, LHD	A079B4195J		*			1		Air Cond.
	Body Shell Assy, LHD	A079B4041J	*					1	With battery by window.
	Body Shell Assy, LHD	B079B4041J	*					1	With battery in floor.
	Body Shell Assy, LHD	A079B4153J		*				1	Heater, up to unit no. 844H, inc.
	Body Shell Assy, LHD	A079B4270J		*				1	Heater, from unit nos. 845H, 100S and 100T, inc.
	Body Shell Assy, LHD	A079B4194J		*				1	Air Cond.
	Blanking Panel, Front Comp, LH	A079U4275F	*			1			<i>SINGLE MOTOR SYST</i>
Blanking Panel, Front Comp, RH	A079U4276F	*			1				
Foam, Tunnel Top	A079V4141F	*	*		1			Chassis / Body	
Foam, Tunnel Sides	A079V4142F	*	*		2			Chassis / Body	

PLATE Ref: No.	DESCRIPTION	PART No	QUANTITY					REMARKS	
			S.1.	S.2.	ALL	DOMESTIC	R.O.W.		FEDERAL
BA 2	Door Shell Assy, LH	A079B4013K	*			1		1	Up to unit no. 213G, 215G to 239G, 241G, 242G & up to 109H, inc.
	Door Shell Assy, LH	B079B4013K	*	*					Unit nos. 214G, 240G & 243G on, 110H on, 100J on, 100S on & 100T on, inc.
	Finisher, Door Top, LH	E079U4315E	*	*					
	Finisher / Weatherstrip Assy, LH	A079U4577J	*	*					
	Door Shell Assy, RH	A079B4014K	*			1		1	Up to unit no. 213G, 215G to 239G, 241G, 242G & up to 109H, inc.
	Door Shell Assy, RH	B079B4014K	*	*					Unit nos. 214G, 240G & 243G on, 100H on, 100J, 100S on & 100T on, inc.
	Finisher, Door Top, RH	E079U4316K	*	*		1			
	Finisher / Weatherstrip Assy, RH	A079U4576J	*	*		1			
	Tapping Plate, Door Inner Trim Securing	A079U4479F	*	*		4			
BA 3	Pad, Courtesy Switch Button	A075V1081ZK	*	*		2	2	3	
BA 4	Sill, Outer, LH	A079B4009K	*	*		1			<i>PAINT USED FINNEGAN HAMMERITE BLACK</i>
	Sill, Outer, RH	A079B4010K	*	*		1			
	Radiator Duct	A079B4008K	*			1	1		
	Radiator Duct	A079B4061K	*					1	

Esprit
BA 2.

PLATE Ref. No.	DESCRIPTION	PART No	QUANTITY			DOMESTIC	R.O.W.	FEDERAL	REMARKS
			S.1.	S.2.	ALL				
	Radiator Duct/Spoiler	A079B4077K	*		1			One Piece.	
	Deflector Plate, LH	A079K4041K	*		1			All Federal & unit nos. 310G, 321G, 325G, 326G & 333G on, & 142J on. Must also be used when fitting radiator A079K4005F to replace A079K4000F on Dom/ROW cars.	
	Deflector Plate, RH	A079K4040K	*		1				
	Radiator Duct	A079B4137K		*	1				
	Radiator Duct Support Bracket	A079K4042K		*	1			Heater Cars - up to 516G & 518G, 522G to 534G, 537G, 540G, 550G, 559G, 560G, 564G, 567G to 573G, 575G, 580G to 759G. Up to 204J, 206J to 219J, 218J, 221J to 223J, 225J to 267J. Up to 830H, 184S & 184T, all inc.	
	Blanking Plate, Radiator Side, RH	A079K4080F		*	1				
	Blanking Plate, Radiator Side, LH	A079K4081F		*	1				
	Blanking Plate, Top	B079K4082F		*	1				
	Radiator Duct	A079B4095K		*	1				
	Stay, Radiator Duct	A079K4089F		*	2				
									All Air Cond. Cars & Heater Cars unit nos - 517G, 519G to 521G, 535G, 536G to 538G, 539G, 541G to 549G, 551G to 558G, 561G to 563G, 565G, 566G, 574G, 576G to 579G & 760G on. 205J, 214J to 217J, 219J, 220J, 224J & 268J on. 831H on 185S on, 185T on, all inc.

Esprit
BA 3.

PLATE Ref. No.	DESCRIPTION	PART No	QUANTITY						REMARKS
			S.1.	S.2.	ALL	DOMESTIC	R.O.W.	FEDERAL	
BA 5	Grille, Radiator Duct	D079U4228F	*						
	Grille, Radiator Duct	B079U4228F	*						
	Grille, Radiator Duct	A079U4544F	*						
BA 6	Headlamp pod, LH	A079B4029K	*						
	Headlamp Finisher, LH	A079U4432K	*						
BA 7	Headlamp Pod, RH	A079B4030K	*						For use on <u>Single Motor</u> headlamp system only.
	Headlamp Finisher, RH	A079U4433K	*						
	Buffer, Headlamp Down Stop	X046B6113ZG	*		2				
BA 6	Headlamp Pod, LH	A079B4080J	*	*	1				
	Headlamp Finisher, LH	A079U4449J	*	*	1				
	Bearing Housing, LH Pod	A079U4451F	*	*	2				
BA 7	Headlamp Pod, RH	A079B4081J	*	*	1				For use on <u>Two Motor</u> headlamp system only.
	Headlamp Finisher, RH	A079U4450J	*	*	1				
	Bearing Housing, RH Pod	A079U4452F	*	*	2				
	Glacier Bush	A079U6030F	*	*	4				
	Water Shield	A079U4459K	*	*	2				
	Tapping Plate Headlamp Pods	A079U4517F	*	*	2				See Sect. BJA for detail.

Esprit
BA 4.

PLATE Ref. No.	DESCRIPTION	PART No	QUANTITY						REMARKS	
			S.1.	S.2.	ALL	DOMESTIC	R.O.W.	FEDERAL		
BA 8	Finisher, Windscreen, Top	B079U4048F	*	*	1					
BA 9	Finisher, Windscreen, LH	A079U4049F	*	*	1					
BA 10	Finisher, Windscreen, RH	A079U4050F	*	*	1					
	Corner Clip	A079U4051F	*	*	2					
	Mounting Clip	D079U4052F	*	*	13				Replaced by Adhesive 3M 8101. See Bulletin 1979/19.	
	Pop Rivet	A075W6067ZL	*	*	13					
BA 11	Spoiler Panel	A079B4031K	*	*		1				
	Spoiler Panel	A079B4063K	*	*						
	Spoiler	A079B4138K	*	*	1					
BA 12	Rear Valance	A079B4032K	*	*		1				
	Rear Valance	A079B4143K	*	*						
	Rear Valance	B079B4060K	*	*				1		
	Grille, Rear Valance	C079U4425F	*	*				1		
	Valance Heat Shield, RH	A079B4084F	*	*				1		
	Valance Heat Shield, LH	A079B4085F	*	*				1		
	Pop Rivet	A075W6089Z	*	*				8		
	Washer	A075W4000ZA	*	*				8		

Exrit
BA 5.

PLATE Ref: No.	DESCRIPTION	PART No	QUANTITY						REMARKS
			S.1.	S.2.	ALL	DOMESTIC	R.O.W.	FEDERAL	
BA 13	Front Bumper	A079U4066J	*	*		1	1		Also Japan.
BA 14	Front Bumper	A079B4044F	*	*				1	
	Piping	A079B6013F	*	*	2m				
	Seal, Front Bumper	A075U6054VL	*	*	3m				
BA 15	Rear Bumper	A079U4212K	*			1	1		
	Rear Bumper	A079B4258K	*	*		1	1		
	Spire Nut, Bumper Bracket	A075W6107Z	*	*		4	4		
	Mounting Bracket	B079U4135K	*	*		2	2		
BA 16	Rear Bumper	A079B4045F	*	*				1	Also Japan.
BA 17	Rear Bumper Plinth	A079B4046F	*	*				1	Also Japan.
	Edge Finisher	A036B6221VJ	*	*				2m	
	Gasket, Rear Bumper/Body	A079B4066K	*	*				1	
	Bolt, M8 x 50mm	A075W2041ZC	*	*				4	
	Bolt, M8 x 90mm	A075W2048ZE	*	*				4	Rear bumper to plinth.
	Washer, Plain	A075W4021ZG	*	*				8	
	Setscrew, M8 x 30mm	A075W1040ZA	*	*				6	
	Washer, Plain	A075W4021ZG	*	*				6	Rear plinth to body.
	Washer, Spring	A075W4036ZF	*	*				6	

Euprit
BA 6.

PLATE Ref. No.	DESCRIPTION	PART No	QUANTITY						REMARKS
			S.1.	S.2.	ALL	DOMESTIC	R.O.W.	FEDERAL	
BA 18	Panel, Shelf	B079U4146F	*	*	2				
	Spacer	A079U4314K	*	*	4				
	Cross Beam Assy. RHD	D079U4196K	*	*					
	Cross Beam Assy. LHD	D079U4097K	*	*					
	Nut Column Mounting	A079U4098F	*	*	2				
BA 19	Rear 1/2 Window Frame, Top/Sides, LH	B079U4157F	*	*	1				
BA 20	Rear 1/2 Window Frame, Bottom, LH	B079U4159F	*	*	1				Up to unit nos. 600G, 830H, 227J, 134S & 121T, inc.
	Rear 1/2 Window Frame, Top/Sides, RH	B079U4158F	*	*	1				
	Rear 1/2 Window Frame, Bottom, RH	B079U4160F	*	*	1				
Not illus.	Glass Trim (ABS), LH	A079U4569K		*	1				From unit nos. 601G, 831H, 228J, 135S & 122T, inc.
Not illus.	Glass Trim (ABS), RH	A079U4570K		*	1				
BA 21	Finisher, Rear 1/2 Window Sill, RH	G079U4223K	*	*	1				Up to unit nos. 600G, 830H, 227J, 134S & 121T, inc.
	Finisher, Rear 1/2 Window Sill, LH	G079U4163K	*	*	1				
	Finisher, Rear 1/2 Window Sill, RH	A079U4572F		*	1				From unit nos. 601G, 831H, 228J, 135S & 122T.
	Finisher, Rear 1/2 Window Sill, LH	A079U4571F		*	1				
	Edge Finisher, Tailgate Gutter	A079U4153F	*	*	1				
BA 22	Door Seal	A079U4197F	*	*	2				
	Door Seal, Secondary	A079B4074V	*	*	2				

Esprit
BA 7.

QUANTITY

PARTS Ref: No.	DESCRIPTION	PART No	QUANTITY			DOMESTIC	R.O.W.	FEDERAL	REMARKS
			S.1.	S.2.	ALL				
BA 23	Side Capping Rail, RH	A079B4012K	*	*	1				
	Side Capping Rail, LH	A079B4011K	*	*	1				
BA 24	Finisher, Side Capping Rail	A079U4010F	*	*	2				
BA 25	Body Waist Line Finisher	A076U6005Z	*	*	7.6 m				10m on S2, & S1 with door finisher carrier.
BA 26	Door Waist Line Finisher	A076U6006Z	*	*	2.4 m				Replaced by A076U6005Z waist line finisher and A079U4495F door waist line finisher carrier.
	Double Sided Adhesive Tape	B075U6071VH	*	*	2.4 m				
	Tape Primer	A076U6018V	*	*	10 cc				
Not illus.	Carrier, Door Waist Line Finisher	A076U4485F	*	*	2				Use Body Waist Line Finisher.
	Pop Rivets	A075W6092Z	*	*	18				
	Adhesive, Pt. A, Rakol-Kieber	A075U6088V	*	*	160 cc				
	Adhesive, Pt. B, Rakol-Kieber	A075U6089V	*	*	40 cc				
Not illus.	Plenum Chamber	A079P4003K	*	*	1				Up to unit nos. 261G, 263G & 264G, up to 283H, 285H to 289H & up to 119J, inc
	Plenum Chamber	A079P4033K	*	*	1				
	Plenum Chamber Water Shield	A079U4269K	*	*	1				Up to unit nos. 805G, 844H & 292J, inc.
2.80	Spigot, Plenum Drain	A079P4008F	*	*	1				

PLATE Ref: No.	DESCRIPTION	PART No	QUANTITY							REMARKS
			S.1.	S.2.	ALL	DOMESTIC	R.O.W.	FEDERAL		
Not illus.	Plenum Chamber	A079P4116K		*			1) All Air Cond. Cars & Heater Cars from unit nos. 806G, 845H, 293J, 1005 & 100T on, inc.
	Plenum Chamber	A079P4152K		*				1	1	
	Plenum Water Shield	A079P4121K		*		1				
	Plenum Chamber Drain Tube	A079P4007F	*	*		1				
BA 27	Finisher, 'A' Post/Front 1/2 Light, RH	A079U4166F	*	*		1				ABS. <i>STUD FIXING</i> }
	Finisher, 'A' Post/Front 1/2 Light, LH	A079U4165F	*	*		1				ABS. <i>NOT SW 6041</i> }
	Exterior Mirror	A079U6011F	*				2	2		
	Exterior Mirror	A079U6085F	*						2	
	Exterior Mirror (elect. op.) RH	A079M6107F	*	*		1	1	1		Arm with Pivot, (chrome)
	Exterior Mirror (elect. op.) & gasket, RH	A079U6052F		*		1	1	1		Arm without Pivot, (black)
	Exterior Mirror (elect. op.) LH	A079M6108F	*	*		1	1	1		Arm with Pivot, (chrome)
	Exterior Mirror (elect. op.) & gasket, LH	A079U6051F		*		1	1	1		Arm without Pivot, (black)
	Mirror Glass, Convex	A079U6064F	*	*		A/R	A/R			For elect. op. Mirrors.
	Exterior Mirror (elect. op.) RH	A079M6109F	*	*					1	Arm with Pivot, (chrome).
	Exterior Mirror (elect. op.) & gasket RH	A079U6054F		*					1	Arm without Pivot, (black).
	Exterior Mirror (elect. op.) LH	A079M6110F	*	*					1	Arm with Pivot (chrome).
	Exterior Mirror (elect. op.) & gasket LH	A079U6053F		*					1	Arm without Pivot (black).
	Mirror Glass, Flat	A079U6063F	*	*					A/R	For elect. op. Mirrors.

Esprit
BA 9.

PLATE Ref: No.	DESCRIPTION	PART No	QUANTITY						REMARKS
			S.1.	S.2.	ALL	DOMESTIC	R.O.W.	FEDERAL	
BA 28	Engine Cover	A079B4028K	*			1	1		Up to unit nos. 268G & 122J inc.
	Engine Cover	A079B4059K	*		1				All fed. & from unit nos. 269G & 123J inc.
	Seal, Engine Cover	A079U4130F	*	*	1				
	Retaining Strap	A079U4033F	*	*	4				2 on S2 at the sides.
	Hook Retaining	B079U4129F	*	*	4				2 on S2 at the sides.
Not illus.	Engine Cover Assy.	A079B4140J		*		1	1		
Not illus.	Engine Cover Assy.	A079B4113J		*				1	
Not illus.	Engine Cover	B079B4139C		*		1	1		
Not illus.	Engine Cover	B079B4114C		*				1	
Not illus.	Lid, Engine Cover	A079B4115K		*	1				
Not illus.	Hinge, Engine Cover	A079B4116F		*	2				
Not illus.	Bracket, Engine Cover Hinge	A079B4117F		*	2				
Not illus.	Stay, Engine Cover Lid	A079B4118F		*	1				Part of Assy.
Not illus.	Bracket, Stay to Cover	A079B4119F		*	1				
Not illus.	Bracket, Stay to Lid	A079B4120F		*	1				
Not illus.	Shoulder Pin	A079U4265F		*	3				
Not illus.	Latch, Engine Cover Lid	A079B6048F		*	2				

Esprit.
BA 10.

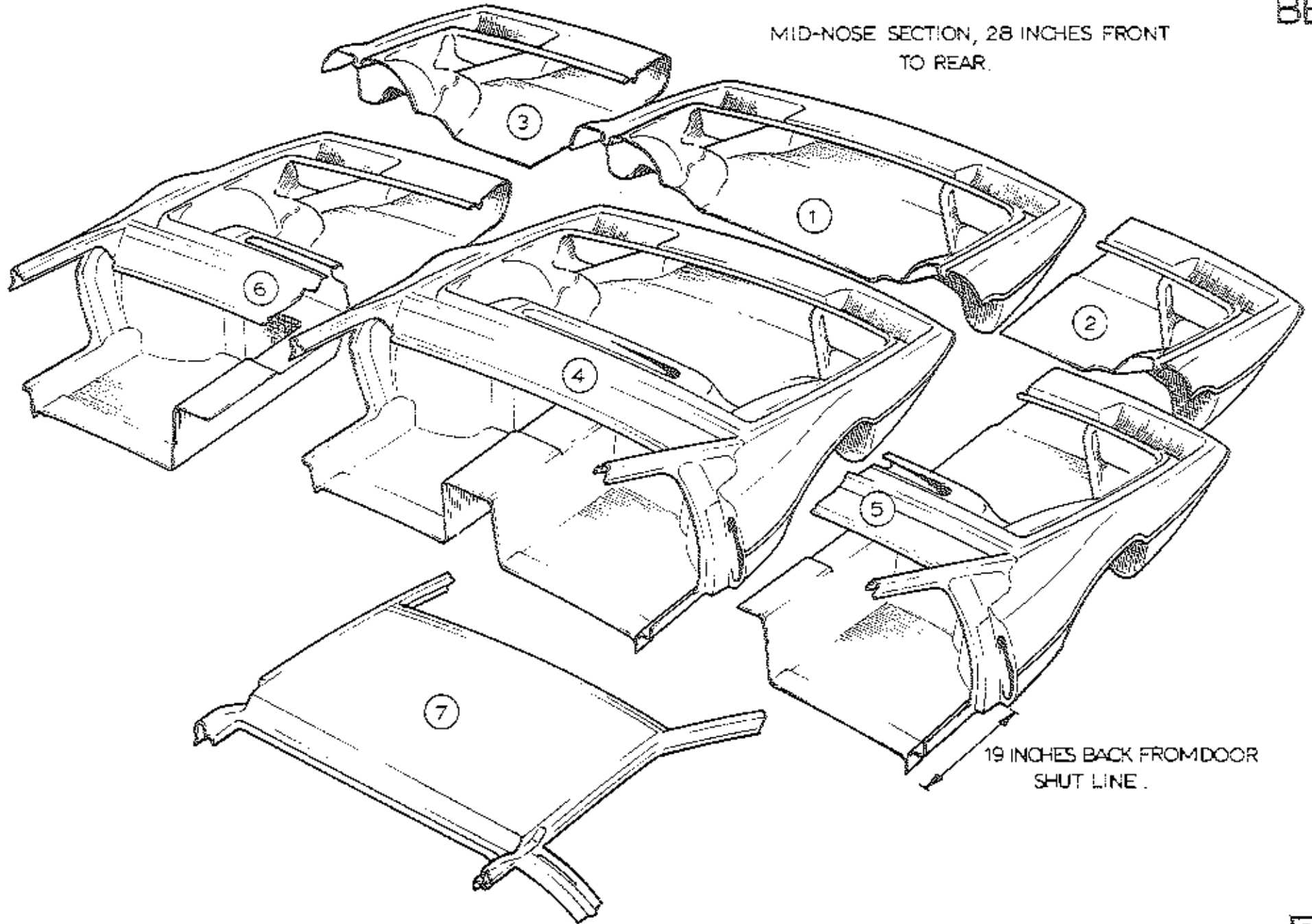
PLATE Ref. No.	DESCRIPTION	PART No	QUANTITY						REMARKS
			S.1.	S.2.	ALL	DOMESTIC	R.O.W.	FEDERAL	
Not illus.	Strike Plate, Lid Latch	A907E6303F		*	2				
Not illus.	Seal, Engine Cover Lid	A079B6046V		*	1				
Not illus.	Clip, Jack Handle	A075W6044ZF		*	3				
Not illus.	Strap, Jack Retainer	A079U4033F		*	1				
Not illus.	Hook, Strap, Jack Retainer	B079U4129F		*	1				
Not illus.	Clamp, Engine Cover Inlet	A079P4075F		*	1				
Not illus.	Carpet, Engine Cover, Assy.	A079V4450K		*	1				Part of Assy.
Not illus.	Stiffener, Carpet	A079V4451K		*	1				
Not illus.	Dot, Durable Button, Top	A076W6109F		*	1				
Not illus.	Dot, Durable Eyelet	A076W6112F		*	1				
Not illus.	Dot, Durable Stud	A076W6111F		*	1				
Not illus.	Dot, Durable Socket	A076W6110F		*	1				
Not illus.	Strike Plate, Eng. Cover Rear Latch	A907E6303F		*	2				
Not illus.	Latch, Rear, Engine Cover to Body	A907E6302F		*	2				Fixed to Body.
BA 29	Finisher, BC Post, RH	A079B4036K	*	*	1				Up to Unit Nos. 600G, 830H, 227J, 134S & 121T, inc.
	Finisher, BC Post, LH	A079B4035K	*	*	1				
	Finisher, BC Post, RH	B079B4036K		*	1				From Unit Nos. 601G, 831H, 228J, 135S & 122T, inc.
	Finisher, BC Post, LH	B079B4035K		*	1				

PLATE Ref: No.	DESCRIPTION	PART No	QUANTITY			DOMESTIC	R.O.W.	FEDERAL	REMARKS
			S.1.	S.2.	ALL				
Not illus.	Adaptor, Tail Gate Channel Drain, LH	A079B4110K	*	*	1) Replaces A075P0150F 2 off.	
Not illus.	Adaptor, Tail Gate Channel Drain, RH	A079B4111K	*	*	1				
	Tube, Channel Drain	A075P6066V	*	*	1.2				
	Bostik, M890X	A079B6042V	*	*	A/R) Tube to Adaptor.	
	Activator "A"	A079B6043V	*	*	A/R				
Not illus.	Heat Shield - Body Side	A079B4069F	*	*			1	When Battery is by Window.	
	Heat Shield - Body Side	B079B4069F	*	*			1	When Battery is in Floor.	
	Heat Shield - Boot Floor	A079B4068F	*	*			2	When Battery is by Window.	
	Heat Shield - Soot Floor	B079B4068F	*	*			2	When Battery is by Floor.	

Esprit
BA 12.

PLATE Ref: No.	DESCRIPTION	PART No	QUANTITY						REMARKS
			S.1.	S.2.	ALL	DOMESTIC	R.O.W.	FEDERAL	
Not Illus	Heat Shield - Tyre	A079U4424K	*	*				1	
	Heat Shield - Battery Box	A079B4101F	*	*				1	When Battery is in Floor.
	Heat Shield - Valance, RH	A079B4084F	*	*				1	
	Heat Shield - Valance, LH	A079B4085F	*	*				1	
Not Illus	Recess Panel, Tail Lights, RH	A079U4244K	*	*	1				
	Recess Panel, Tail Lights, LH	A079U4245K	*	*	1				
	Recess Panel, Rear No. Plate	A079U4246K	*	*		1		1	
	Recess Panel, Rear No. Plate	A079U4360K	*	*				1	
	Recess Panel, Front Turn/Side Lamps	A079U4379K	*	*				2	* R/B ONE PIECE TRIM LH A085M4213M
	Tail Light Backing, LH	A079M4069K *		*	1				
	Tail Light Backing, RH	A079M4070K *		*	1				
	Tail Light Surround, LH	A079M4071K *		*	1				* R/B ONE PIECE TRIM RH A085M4212F
	Tail Light Surround, RH	A079M4072K *		*	1				
	Recess Panel, Rear No. Plate	A079U4568K		*		1		1	
	Seal, Recess Panel, Rear No. Plate	A075U6054V		*		1.5		1.5	
	No Plate Insert	B079U4526K		*					1
	No. Plate Insert Reinforcer	A079M4075K		*					1

MID-NOSE SECTION, 28 INCHES FRONT
TO REAR.



19 INCHES BACK FROM DOOR
SHUT LINE.

PLATE Ref: No.	DESCRIPTION	PART No	QUANTITY						REMARKS
			S.1.	S.2.	ALL	DOMESTIC	R.O.W.	FEDERAL	
BB 1	Body Section, Mid-Nose, Full Section	A079B6014K	*			1	1		Single Motor Headlamps.
	Body Section, Mid-Nose, Full Section	B079B6014K	*			1	1		Two Motor Headlamps.
	Body Section, Mid-Nose, Full Section	A079B4156K		*		1	1		
	Body Section, Mid-Nose, Full Section	A079B6017K	*					1	Single Motor Headlamps.
	Body Section, Mid-Nose, Full Section	B079B6017K	*					1	Two Motor Headlamps.
	Body Section, Mid-Nose, Full Section	A079B4157K		*				1	
BB 2	Body Section, Mid-Nose, RH Section	A079B6015K	*			1	1		Single Motor Headlamps.
	Body Section, Mid-Nose, RH Section	B079B6015K	*			1	1		Two Motor Headlamps.
	Body Section, Mid-Nose, RH Section	A079B4158K		*		1	1		
	Body Section, Mid-Nose, RH Section	A079B6018K	*					1	Single Motor Headlamps.
	Body Section, Mid-Nose, RH Section	B079B6018K	*					1	Two Motor Headlamps.
	Body Section, Mid-Nose, RH Section	A079B4159K		*				1	
BB 3	Body Section, Mid-Nose, LH Section	A079B6016K	*			1	1		Single Motor Headlamps.
	Body Section, Mid-Nose, LH Section	B079B6016K	*			1	1		Two Motor Headlamps.
	Body Section, Mid-Nose, LH Section	A079B4160K		*		1	1		
	Body Section, Mid-Nose, LH Section	A079B6019K	*					1	Single Motor Headlamps.
	Body Section, Mid-Nose, LH Section	B079B6019K	*					1	Two Motor Headlamps.
	Body Section, Mid-Nose, LH Section	A079B4161K		*				1	

PLATE Ref: No.	DESCRIPTION	PART No	S.1.	S.2.	ALL	QUANTITY			REMARKS
						DOMESTIC	R.O.W.	FEDERAL	
BB 4	Body Section, Full-Nose, Full Section	A079B6020K	*			1			Single Motor Headlamps.
	Body Section, Full-Nose, Full Section	B079B6020K	*			1			Two Motor Headlamps.
	Body Section, Full-Nose, Full Section	A079B4162K		*		1			Heater. Up to Unit No. 805G, Inc.
	Body Section, Full-Nose, Full Section	A079B4218K		*		1			Heater. From Unit No. 806G Inc.
	Body Section, Full-Nose, Full Section	A079B4196K		*		1			Air Cond.
	Body Section, Full-Nose, Full Section	A079B6023K	*				1		Single Motor Headlamps.
	Body Section, Full-Nose, Full Section	B079B6023K	*				1		Two Motor Headlamps.
	Body Section, Full-Nose, Full Section	A079B4163K		*			1		Heater - up to Unit No. 292J, Inc.
	Body Section, Full-Nose, Full Section	A079B4219K		*			1		Heater - from Unit No. 293J, Inc.
	Body Section, Full-Nose, Full Section	A079B4198K		*			1		Air Cond.
	Body Section, Full-Nose, Full Section	A079B6026K	*					1	Single Motor Headlamps.
	Body Section, Full-Nose, Full Section	B079K6026K	*					1	Two Motor Headlamps.
	Body Section, Full-Nose, Full Section	A079B4164K		*				1	Heater. Up to Unit Nos. 844H, Inc.
	Body Section, Full-Nose, Full Section	A079B4220K		*				1	Heater. From Unit Nos. 845H, 100S & 100T, Inc.
Body Section, Full-Nose, Full Section	A079B4197K		*				1	Air Cond.	
BB 5	Body Section, Full-Nose, RH Section	A079B6021K	*			1			Single Motor Headlamps.
	Body Section, Full-Nose, RH Section	B079B6021K	*			1			Two Motor Headlamps.

12.79

Esprit
BB 2.

PLATE Ref: No.	DESCRIPTION	PART No	QUANTITY						REMARKS
			S.1.	S.2.	ALL	DOMESTIC	R.O.W.	FEDERAL	
BB 6	Body Section, Full-Nose, RH Section	A079B4165K		*			1		Heater. Up to Unit No. 805G, Inc.
	Body Section, Full-Nose, RH Section	A079B4221K		*			1		Heater. From Unit No. 806G, Inc.
	Body Section, Full-Nose, RH Section	A079B4206K		*			1		Air Cond.
	Body Section, Full-Nose, RH Section	A079B6024K	*					1	Single Motor Headlamps.
	Body Section, Full-Nose, RH Section	B079B6024K	*					1	Two Motor Headlamps.
	Body Section, Full-Nose, RH Section	A079B4166K		*				1	Heater. Up to Unit No. 292J, Inc.
	Body Section, Full-Nose, RH Section	A079B4222K		*				1	Heater. From Unit No. 293J, Inc.
	Body Section, Full-Nose, RH Section	A079B4207K		*				1	Air Cond.
	Body Section, Full-Nose, RH Section	A079B6027K	*					1	Single Motor Headlamps.
	Body Section, Full-Nose, RH Section	B079B6027K	*					1	Two Motor Headlamps.
	Body Section, Full-Nose, RH Section	A079B4167K		*				1	Heater. Up to Unit No. 844H, Inc.
	Body Section, Full-Nose, RH Section	A079B4223K		*				1	Heater. From Unit No. 845H, 100S & 100T, Inc.
	Body Section, Full-Nose, RH Section	A079B4208K		*				1	Air Cond.
	Body Section, Full-Nose, LH Section	A079B6022K	*					1	Single Motor Headlamps.
	Body Section, Full-Nose, LH Section	B079B6022K	*					1	Two Motor Headlamps.
	Body Section, Full-Nose, LH Section	A079B4168K		*				1	Heater. Up to Unit No. 805G, Inc.
Body Section, Full-Nose, LH Section	A079B4224K		*				1	Heater. From Unit No. 806G, Inc.	
Body Section, Full-Nose, LH Section	A079B4209K		*				1	Air Cond.	

PLATE Ref: No.	DESCRIPTION	PART No	QUANTITY						REMARKS
			S.1.	S.2.	ALL	DOMESTIC	R.O.W.	FEDERAL	
887	Body Section, Full-Nose, LH Section	A079B6025K	*					1	Single Motor Headlamps.
	Body Section, Full-Nose, LH Section	B079B6025K	*					1	Two Motor Headlamps.
	Body Section, Full-Nose, LH Section	A079B4169K		*				1	Heater. Up to Unit No. 292J, Inc.
	Body Section, Full-Nose, LH Section	A079B4225K		*				1	Heater. From Unit No. 293J, Inc.
	Body Section, Full-Nose, LH Section	A079B4210K		*				1	Air Cond.
	Body Section, Full-Nose, LH Section	A079B6028K	*					1	Single Motor Headlamps.
	Body Section, Full-Nose, LH Section	B079B6028K	*					1	Two Motor Headlamps.
	Body Section, Full-Nose, LH Section	A079B4170K		*				1	Heater. Up to Unit No. 805G, Inc.
	Body Section, Full-Nose, LH Section	A079B4226K		*				1	Heater. From Unit No. 806G, 100S & 100T, Inc.
	Body Section, Full-Nose, LH Section	A079B4211K		*				1	Air Cond.
	Body Section, Roof	A079B6041K	*	*	1				Up to Unit Nos. 600G, 830H, 227J, 134S & 121T, Inc. (i.e. cars with removeable rear $\frac{1}{2}$ windows).
	Body Section, Roof	A079B4199K	*	*	1				From Unit Nos. 601G, 831H, 228J, 135S, & 122T, Inc. (i.e. cars with direct glazed rear $\frac{1}{2}$ windows).

Esprit
BB 4.

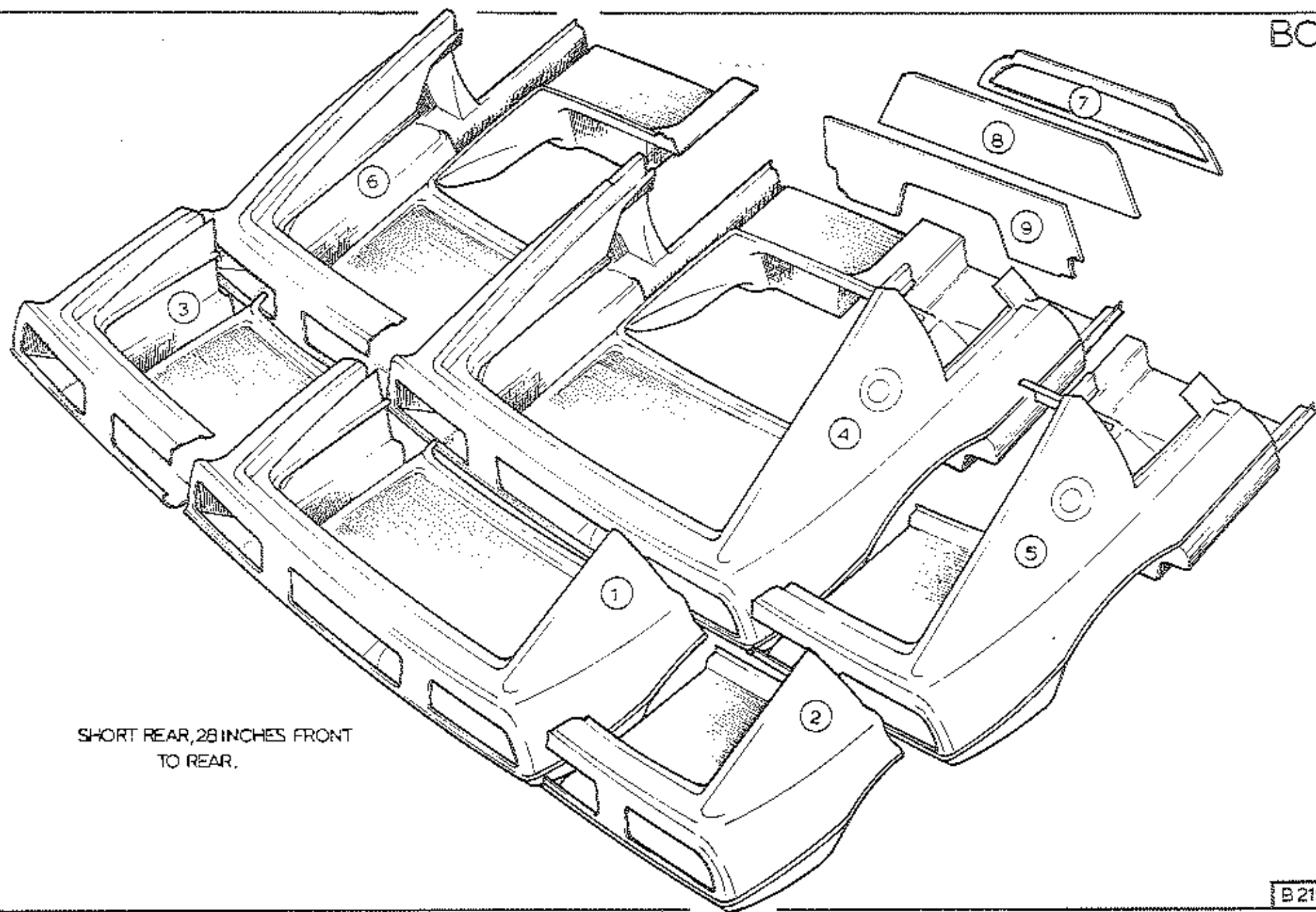


PLATE Ref. No.	DESCRIPTION	PART No	QUANTITY						REMARKS
			S.1.	S.2.	ALL	DOMESTIC	R.O.W.	FEDERAL	
BC 1	Body Section, Short Rear, Full Section	A079B6029K	*			1	1		With battery by window
	Body Section, Short Rear, Full Section	A079B4144K	*			1	1		With battery in floor
	Body Section, Short Rear, Full Section	A079B4171K		*		1	1		
	Body Section, Short Rear, Full Section	A079B6032K	x					1	With battery by window
	Body Section, Short Rear, Full Section	A079B4145K	*					1	With battery in floor
BC 2	Body Section, Short Rear, Full Section	A079B4172K		*				1	
	Body Section, Short Rear, RH Section	A079B6030K	x			1	1		With battery by window
	Body Section, Short Rear, RH Section	A079B4146K	*			1	1		With battery in floor
	Body Section, Short Rear, RH Section	A079B4173K		*		1	1		
	Body Section, Short Rear, RH Section	A079B6033K	*					1	With battery by window
BC 3	Body Section, Short Rear, RH Section	A079B4147K	*					1	With battery in floor
	Body Section, Short Rear, RH Section	A079B4174K		*				1	
	Body Section, Short Rear, LH Section	A079B6031K	*			1	1		
	Body Section, Short Rear, LH Section	A079B4175K		*		1	1		
	Body Section, Short Rear, LH Section	A079B6034K	*					1	
	Body Section, Short Rear, LH Section	A079B4176K		x				1	

Esprit
BC. 1

PLATE Ref: No.	DESCRIPTION	PART No	QUANTITY						REMARKS
			S.1.	S.2.	ALL	DOMESTIC	R.O.W.	FEDERAL	
BC 4	Body Section, Full Rear, Full Section	A079B6035K	*				1		With battery by window.
	Body Section, Full Rear, Full Section	A079B4148K	*				1		With battery in floor.
	Body Section, Full Rear, Full Section	A079B4177K		*			1		Up to Unit Nos. 600G, & 227J, Inc. (removeable rear $\frac{1}{2}$ windows).
	Body Section, Full Rear, Full Section	A079B4200K		*			1		From Unit Nos. 601G & 228J, Inc. (direct glazed rear $\frac{1}{2}$ windows).
	Body Section, Full Rear, Full Section	A079B6038K	*					1	With battery by window.
	Body Section, Full Rear, Full Section	A079B4149K	*					1	With Battery in Floor.
	Body Section, Full Rear, Full Section	A079B4178K		*				1	Up to Unit Nos. 830H, 134S & 121T, Inc. (removeable rear $\frac{1}{2}$ windows).
	Body Section, Full Rear, Full Section	A079B4201K		*				1	From Unit Nos. 831H, 135S & 122T, Inc. (direct glazed rear $\frac{1}{2}$ windows).
BC 5	Body Section, Full Rear, RH Section	A079B6036K	*				1		With battery by window.
	Body Section, Full Rear, RH Section	A079B4150K	*				1		With battery in floor.
	Body Section, Full Rear, RH Section	A079B4179K		*			1		Up to unit nos. 600g, & 227J, Inc. (removeable rear $\frac{1}{2}$ windows).
	Body Section, Full Rear, RH Section	A079B4202K		*			1		From unit nos. 601G & 228J, Inc. (direct glazed rear $\frac{1}{2}$ windows).
	Body Section, Full Rear, RH Section	A079B6039K	*					1	With battery by window.
	Body Section, Full Rear, RH Section	A079B4151K	*					1	With battery in floor.
0279									Esprit BC 2

PLATE Ref: No.	DESCRIPTION	PART No	QUANTITY						REMARKS
			S.1.	S.2.	ALL	DOMESTIC	R.O.W.	FEDERAL	
BC 6	Body Section, Full Rear, RH Section	A079B4180K		*				1	Up to Unit Nos. 830H, 134S & 121T, Inc. (removeable rear $\frac{1}{2}$ windows).
	Body Section, Full Rear, RH Section	A079B4203K		*				1	From Unit Nos. 831H, 135S & 122T, Inc. (direct glazed rear $\frac{1}{2}$ windows).
	Body Section, Full Rear, LH Section	A079B6037K	*			1	1		
	Body Section, Full Rear, LH Section	A079B4181K		*		1	1		Up to Unit Nos. 600G & 227J, Inc. (removeable rear $\frac{1}{2}$ windows).
	Body Section, Full Rear, LH Section	A079B4204K		*		1	1		From Unit Nos. 601G & 228J, Inc. (direct glazed rear $\frac{1}{4}$ window).
	Body Section, Full Rear, LH Section	A079B6040K	*					1	
	Body Section, Full Rear, LH Section	A079B4182K		*				1	Up to Unit Nos. 830H, 134S & 121T, Inc. (removeable rear $\frac{1}{2}$ windows).
	Body Section, Full Rear, LH Section	A079B4205K		*				1	From Unit Nos. 831H, 135S & 122T, Inc. (direct glazed rear $\frac{1}{4}$ window).
Not Illu.	Battery Box	A079B4092K	*	*	1				S1 when battery in floor.
BC 7	Bulkhead, Upper	D079B4000F	*	*	1				
BC 8	Bulkhead, Centre	D079B4001F	*	*	1				
BC 9	Bulkhead, Lower	F079B4002F	*	*	1				

Esprit
BC 3

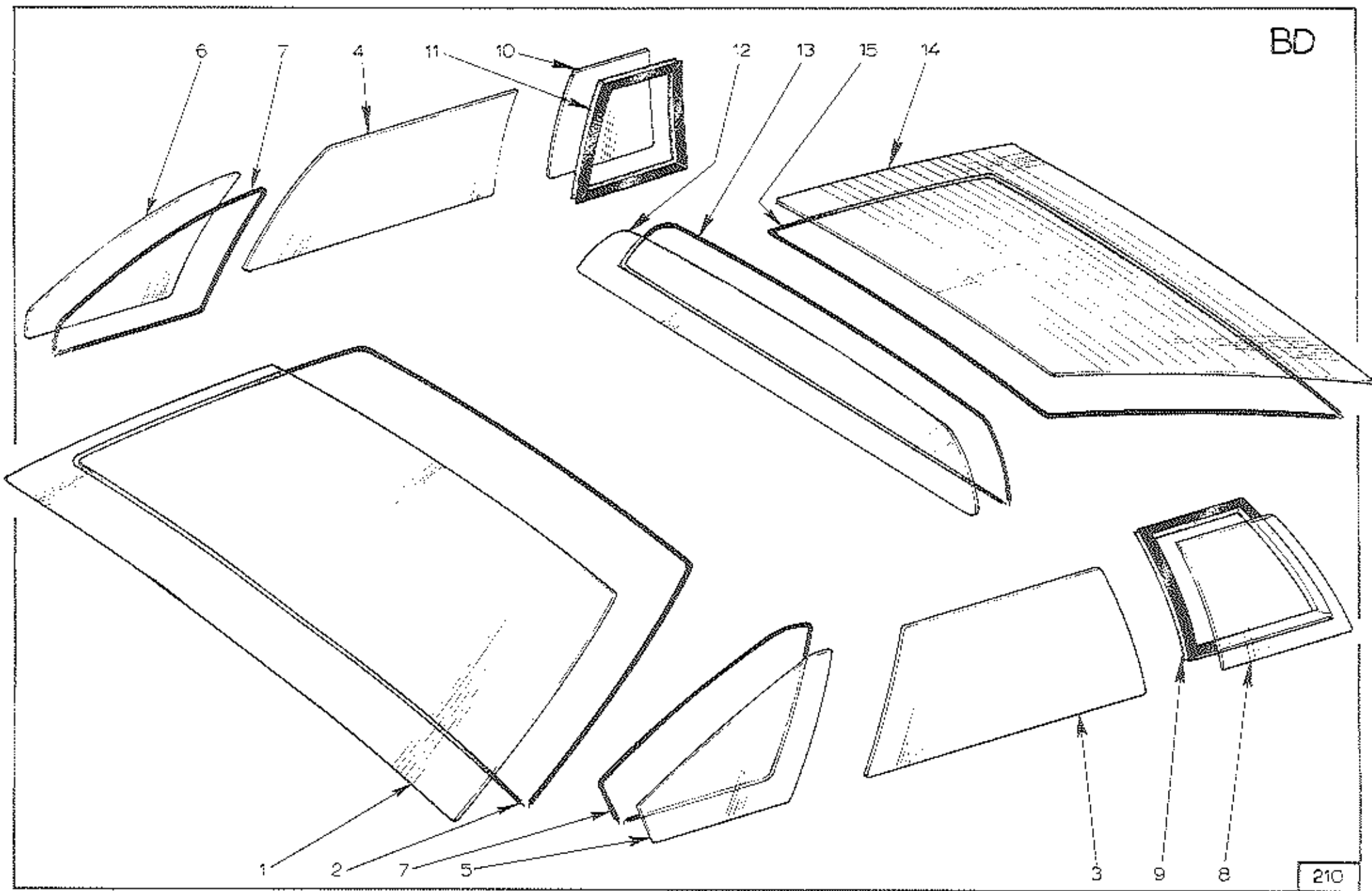


PLATE Ref: No.	DESCRIPTION	PART No	QUANTITY			DOMESTIC	R. O. W.	FEDERAL	REMARKS
			S. 1.	S. 2.	ALL				
BD 1	Windscreen, Clear	A079U4014F	*	*	1				4 Top & Bottom, 1 each side.
	Windscreen, Tinted	A079U4C23F	*	*	1				
	Spacer	A075U0588ZH	*	*	10				
BD 2	Solbit	A079U4206F	*	*	1				
BD 3	Door Glass, LH, Clear	A079U4019F	*	*	1				
	Door Glass, LH, Tinted	A079U4029F	*	*	1				
BD 4	Door Glass, RH, Clear	A079U4020F	*	*	1				
	Door Glass, RH, Tinted	A079U4028F	*	*	1				
BD 5	Door ½ Light Glass, LH, Clear	A079U4017F	*	*	1				
	Door ½ Light Glass, LH, Tinted	A079U4027F	*	*	1				
BD 6	Door ½ Light Glass, RH, Clear	A079U4018F	*	*	1				
	Door ½ Light Glass, RH, Tinted	A079U4026F	*	*	1				
BD 7	Solbit	A079U4209F	*	*	1				
BD 8	Rear ½ Window, LH, Clear	A079U4021F	*	*	1				Up to Unit Nos. 600G, 830H, 227J, 134S, & 121T, Inc. (removeable rear ½ windows).
	Rear ½ Window, LH,	A079U4031F	*	*	1				
	Seal Glass to Frame	A079U4161F	*	*	1				
BD 9	Seal, Body to Frame	A079V6017V	*	*	1				

PLATE Ref: No.	DESCRIPTION	PART No	QUANTITY			DOMESTIC	R.O.W.	FEDERAL	REMARKS
			S.1.	S.2.	ALL				
BD 8	Rear 1/2 Window, LH, Clear	A079U4549F	*	*	1			From Unit Nos. 601G, 831H, 228J, 135S, 122T, Inc. (Direct Glazed Rear 1/2 Windows).	
	Rear 1/2 Window, LH, Tinted	A079U4551F	*	*	1				
	Solbit 10mm	A07586121V	*	*	1				
BD 10	Rear 1/2 Window, RH, Clear	A079U4022F	*	*	1			Up to Unit Nos. 600G; 830H, 227J, 134S & 121T, Inc. (removable rear 1/2 windows).	
	Rear 1/2 Window, RH, Tinted	A079U4030F	*	*	1				
	Seal, Glass to Frame	A079U4161F	*	*	1				
BD 11	Seal, Body to Frame	A079V6017V	*	*	1			From Unit Nos. 601G, 831H, 228J, 135S, & 122T, Inc. (direct glazed rear 1/2 windows).	
BD 10	Rear 1/2 Window, RH, Clear	A079U4548F	*	*	1				
	Rear 1/2 Window, RH, Tinted	A079U4550F	*	*	1				
	Solbit 10mm	A07986121V	*	*	1				
BD 12	Bulkhead glass	A079U4032F	*	*	1				
BD 13	Solbit	A079U4211F	*	*	1				
BD 14	Tailgate Glass, Heated, Clear	B079U4016F	*	*	1				
	Spacer	A075U0588ZH	*	*	8				
BD 15	Solbit	A079U4207F	*	*	1				
	Solbit Primer	A05086184VJ	*	*	10				

Esprit
BD 2

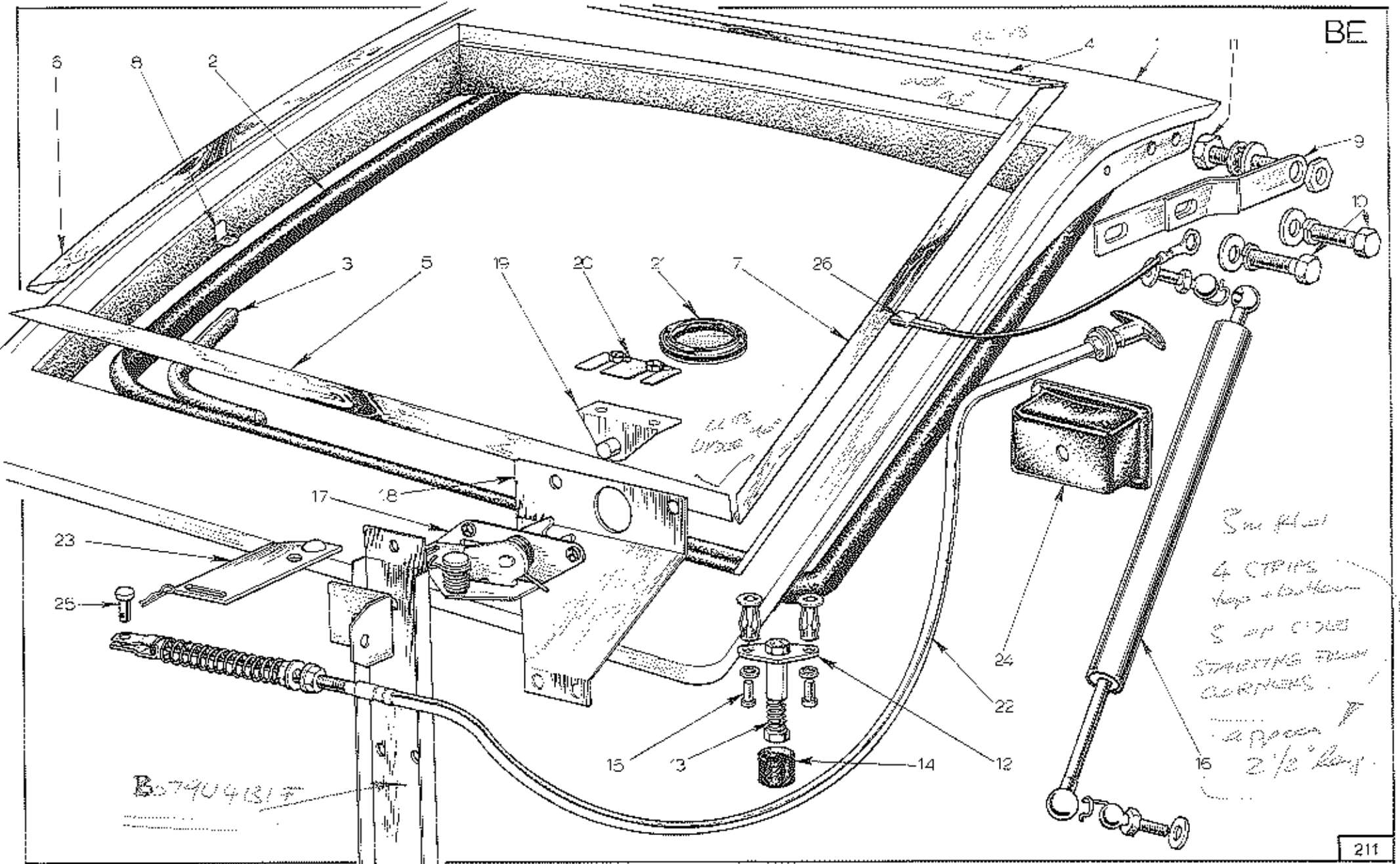
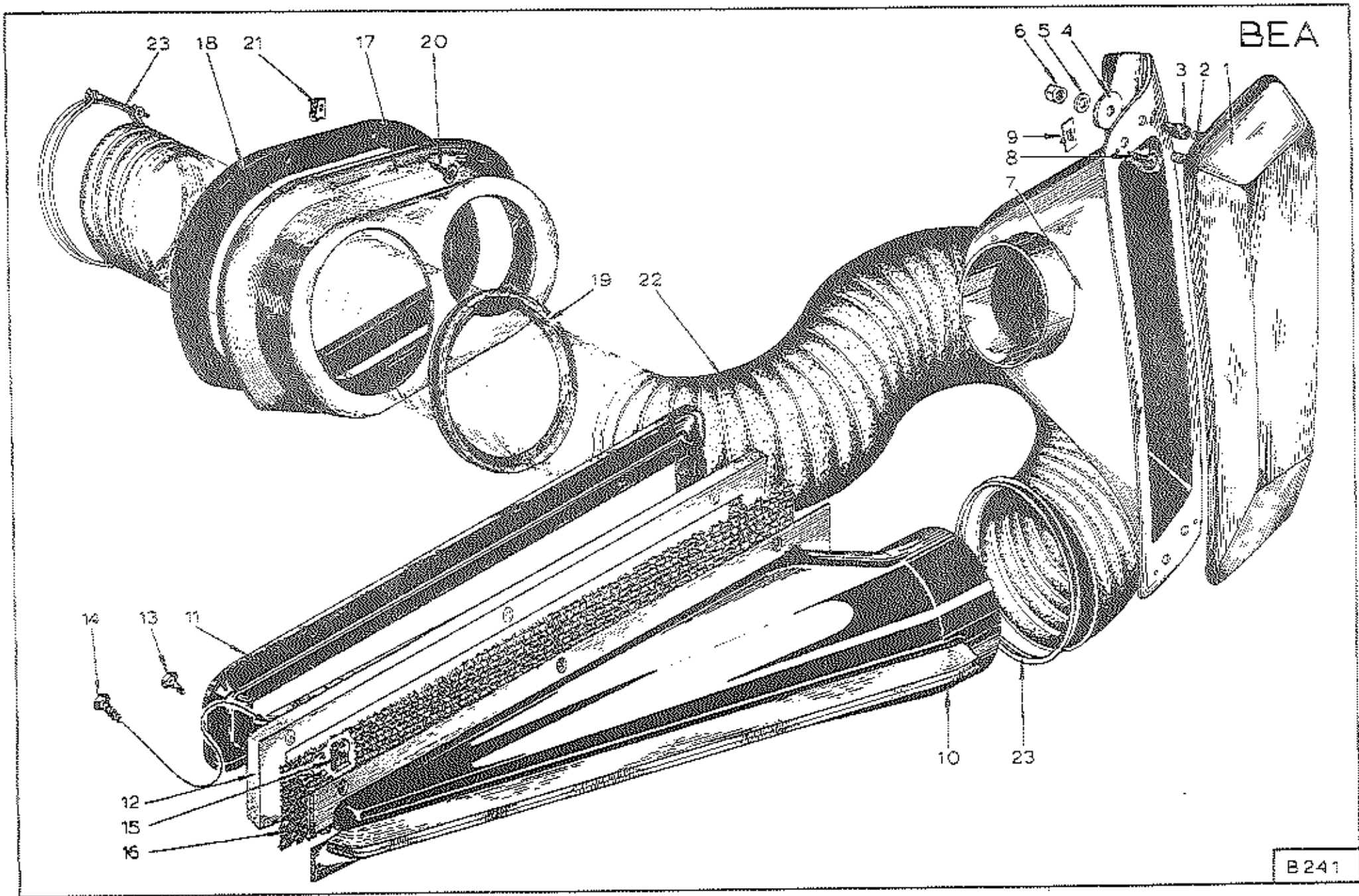


PLATE Ref: No.	DESCRIPTION	PART No	QUANTITY				REMARKS
			S.1.	S.2.	ALL	DOMESTIC R.O.W. FEDERAL	
BE 1	Tailgate Panel Assy	A079B4019J	*	*	1		
BE 2	Seal, Tailgate	A079U4006F	*	*	1		
BE 3	Secondary Seal, Tailgate	A079B4074V	*	*	2		
BE 4	Finisher, Top	A079U4053F	*	*	1		
BE 5	Finisher, Bottom	A079U4054F	*	*	1		
BE 6	Finisher, LH	A079U4055F	*	*	1		
BE 7	Finisher, RH	A079U4056F	*	*	1		
	Corner Clip, Top	A079U4058F	*	*	2		
	Corner Clip, Bottom	A079U4057F	*	*	2		
BE 8	Mounting Clips	A079U4052F	*	*	18		Replaced by Adhesive
	Pop Rivets	A075W6067ZL	*	*	18		
	Adhesive 3M8101, Pt A	A075U6073V	*	*	10		Replaces Mounting Clips
					cc		
	Adhesive 3M8101, Pt B	A075U6074V	*	*	10		
					cc		
	Primer	A075B6097V	*	*	5cc		
	Primer Activator	A075B6098V	*	*	5cc		
BE 9	Hinge Blade, RH	D079U4062K	*	*	1		
	Hinge Blade, LH	D079U4061K	*	*	1		

QUANTITY

PLATE Ref: No.	DESCRIPTION	PART No	QUANTITY			REMARKS
			S.1.	S.2.	ALL	
BE 10	Bolt	A075W1039ZG	*	*	4	
	Washer, Plain	A075W4020ZB	*	*	4	
	Washer, Spring	A075W4036ZE	*	*	4	
Not illus	Hinge Tapping Plate, RH	B079U4198K	*	*	1	
Not illus	Hinge Tapping Plate, LH	B079U4063K	*	*	1	
BE 11	Bolt, Pivot, Tailgate Hinge	A079U4516F	*	*	2	
	Nut, M10, Nylac	A075W3011ZD	*	*	2	
	Pivot Bush	A079U4064F	*	*	2	
BE 12	Plunger Housing, Tailgate Lift	B079U4259F	*	*	2	
BE 13	Spring, Tailgate Lift	A079U4262F	*	*	2	Replaced by Single Centre Fixing. See Bulletin 1977/11.
BE 14	Rubber Buffer, Tailgate Lift	X036B6030Z	*	*	2	
Not illus	Plunger Lift, Bracket, LHD	B079U4439F	*	*	1	
Not illus	Plunger Lift, Bracket, RHD	B079U4440F	*	*	1	
Not illus	Jack Spring	A079U6022F	*	*	1	Replaces two Plunger system. See Bulletin 1977/11.
Not illus	Bolt ½" UNF x 3½"	A079W2098F	*	*	1	
Not illus	Nut, Nylac, ½" UNF	A075W3053F	*	*	1	
BE 15	Gas Strut, Tailgate	A079U6013F	*	*	2	
	Gas Strut Mounting Bracket	A079U4338K	*	*	2	

PLATE Ref: No.	DESCRIPTION	PART No	QUANTITY						REMARKS
			S.1.	S.2.	ALL	DOMESTIC	R.O.W.	FEDERAL	
BE 17	Tailgate Lock Assy	A079U6015F	*	*	1				
	Tailgate Lock Assy	A079U6016F	*	*			1	1	
BE 18	Bracket, Tailgate Lock, RHD	A079U4298K	*	*		1			
	Bracket, Tailgate Lock, LHD	A079U4302K	*	*			1	1	
BE 19	Striker, Tailgate Lock	D079U4060K	*	*	1				
BE 20	Tapping Plate, Striker	A079U4299K	*	*	1				
	Shim, Tailgate Striker	A079U4300K	*	*	1				
BE 21	Grommet	A054J6005ZC	*	*	1				
	Release Lever, Tailgate	A079U4195K	*	*	1				
BE 22	Cable, Tailgate Release	A079U4083F	*	*	1				
BE 23	Lever, Tailgate Lock, RHD	A079U4084K	*	*		1			
	Lever, Tailgate Lock, LHD	A079U4301K	*	*			1	1	
	Screw, Lever to Lock	A075W1000ZK	*	*	1				
	Abutment, Release Cable	A079U4303K	*	*	1				
	Retainer, Tailgate Lock Pull	A079U4307K	*	*	1				
BE 24	Insert, Tailgate Release Handle	B079U4308K	*	*	1				
BE 25	Clevis Pin	A075W6030ZB	*	*	1				
BE 26	Lead, Heated Rear Screen	A079M4032F	*	*	1				
	Support Bracket, Rear Panel	C079U4131F	*	*	1				
9.78									



B 241

PLATE Ref: No.	DESCRIPTION	PART No	QUANTITY						REMARKS
			S.1.	S.2.	ALL	DOMESTIC	R.O.W.	FEDERAL	
BEA . 1.	Air Scoop R.H.	A079B4126K		*	1				
	Air Scoop L.H.	A079B4127K		*	1				
BEA . 2.	Fixing, Air Scoop.	A079B4125F		*	4				
BEA . 3.	Grommet, Air Scoop.	A075U6058Z		*	8				
BEA . 4.	Rubber Washer.	A036L6019ZD		*	8				
BEA . 5.	Washer.	A075W400ZA		*	8				
BEA . 6.	Nut, Nyloc.	A075W3000ZD		*	8				
BEA . 7.	Air Scoop, Plenum Assy. R.H.	A079B4190J		*	1				
	Air Scoop, Plenum R.H.	A079B4128K		*	1				Part of Assy.
	Plenum Adaptor. R.H.	A079B4130K		*	1				Part of Assy.
	Air Scoop Plenum Assy, L.H.	A079B4191J		*	1				
	Air Scoop, Plenum L.H.	A079B4129K		*	1				Part of Assy.
	Plenum Adaptor. L.H.	A079B4131K		*	1				Part of Assy.
BEA . 8.	Screws S.T.	A075W5015ZG		*	8				
BEA . 9.	Spare Nuts.	A075W6013ZE		*	8				
BEA . 10.	Tailgate Ventilation Duct Assy.	A079B4189J		*	2				Also includes grille BEA .16.
	Tailgate Ventilation Duct. Upper.	A079B4132K		*	2				Part of Assy.
	Tailgate Ventilation Duct. Lower.	A079B4133K		*	2				Part of Assy.

02.79

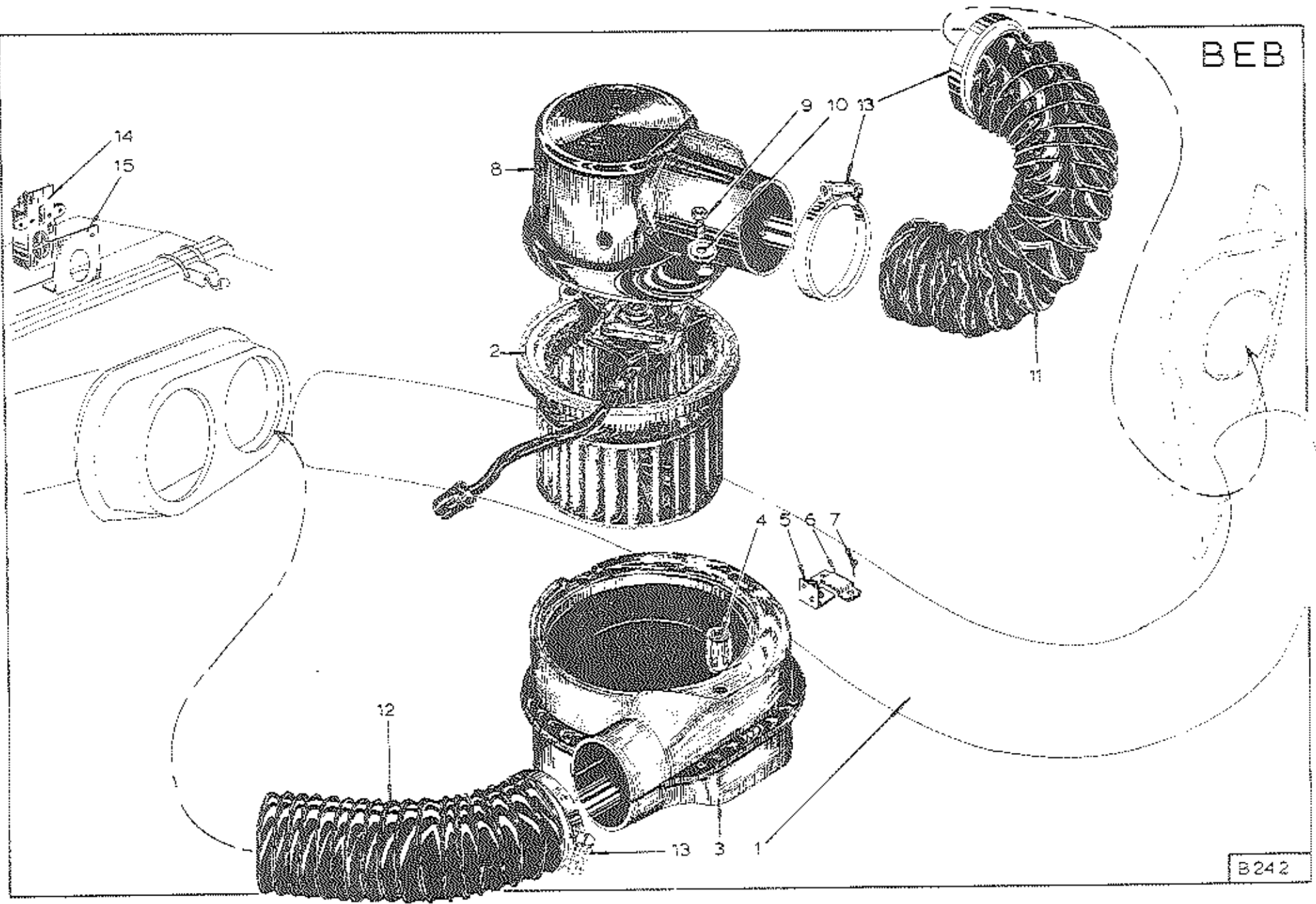
Esprit
BEA . 1.

PLATE Ref: No.	DESCRIPTION	PART No	QUANTITY						REMARKS
			S.1.	S.2.	ALL	DOMESTIC	R.O.W.	FEDERAL	
BEA .11.	Bezel, Ventilation Duct.	AO79B4134K		*	2				
BEA .12.	Foam, Seal, Inner 1" x 1½".	XO548611OVJ		*	2m				
BEA .13.	Screws S.T.	AO75W5O28ZF		*	4				
BEA .14.	Screws S.T.	AO75W5O29ZL		*	12				
BEA .15.	Spire Nuts.	AO75W6O14Z		*	12				
Not Illus	Trunking, LH. Ventilation Duct.	AO79B4O74K		*	1				
Not Illus	Hose Clips, L.H. Trunking.	XO36S6OO6ZF		*	2				
BEA .16.	Grille, Bezel.	AO79U4546F		*	2				
BEA .17.	Engine Cover Inlet.	AO79B4135K		*	1				
BEA .18.	Foam Seal.	AO36S622IVK		*	600 mm				
BEA .19.	Seal, Inlet Trunking	AO75U6O54VL		*	320 mm				
BEA .20.	Screws. S.T.	AO75W5O37ZG		*	4				
BEA .21.	Spire Nuts.	AO75W6O16ZJ		*	4				
BEA .22.	Engine Inlet Trunking	AO79E4O46F		*	1				
BEA .23.	Hose Clips	XO36S6OO6ZF		*	2				

02.79

Esprit.
BEA .2.

BEB



B242

QUANTITY

PLATE Ref: No.	DESCRIPTION	PART No	QUANTITY						REMARKS
			S.1.	S.2.	ALL	DOMESTIC	R.O.W.	FEDERAL	
	<u>ENGINE BAY COOLING SYSTEM</u>								<u>TEMPERATE CLIMATES</u>
BEB.1.	Flexible Trunking, Ventilation Duct, to Engine Cover.	A079K4083K		*	1				
	Hose Clip	A079K6017F		*	1				
									<u>HIGH AMBIENT TEMPERATURE CLIMATE</u>
BEB.2.	Blower Motor	A075P6058F		*	1				
BEB.3.	Motor Casing Assy.	A079K4099J		*	1				
	Motor Casing Upper	A079K4072K		*	1				Part of Assy.
	Motor Casing Lower	A079K4048K		*	1				Part of Assy.
	Pop Rivets (Casing Halves)	A075W6086ZG		*	4				Part of Assy.
	Washers.	A075W4001ZF		*	4				Part of Assy.
BEB.4.	Jacknuts (Casing Upper)	A076W3043F		*	3				Part of Assy.
BEB.5.	Brackets, Motor Case.	B079V4147K		*	2				Part of Assy.
	Rivets, Bracket to Case.	A075W6086ZG		*	4				Part of Assy.
	Washers.	A075W4001ZF		*	4				Part of Assy.
BEB.6.	Bracket, Case to Floor.	A079K4071K		*	1				
BEB.7.	Screws, Case to Floor.	A075W5011ZJ		*	3				

02.79

QUANTITY

PLATE Ref: No.	DESCRIPTION	PART No	QUANTITY						REMARKS
			S.1.	S.2.	ALL	DOMESTIC	R.O.W.	FEDERAL	
BEB.8.	Motor Cover Assy.	A079K4100J		*	1				
	Motor Cover	A079K4073K		*	1				Part of Assy.
	Motor Cover Inlet. RH.	A079K4074K		*	1				Part of Assy.
	Motor Cover Inlet LH.	A079K4075K		*	1				Part of Assy.
	Pop Rivets, Inlet to Cover.	A075W6086ZG		*	4				Part of Assy.
	Washers.	A075W4001ZF		*	4				Part of Assy.
BEB.9.	Screw M5 & 12, Cover to Casing.	A075W1021ZE		*	3				
BEB.10.	Washer.	A075W4011ZA		*	3				
BEB.11.	Flexible Trunking vent to Blower.	A079K4076K		*	1				
BEB.12.	Flexible Trunking Blower to Engine.	A079K4077K		*	1				
BEB.13.	Hose Clips	A079K6017F		*	3				
BEB.14.	Air Temperature Switch.	A079M6114F		*	1				60° (REPLACE '55°' A079M6054F.)
BEB.15.	Bracket, Air Temp. Switch.	A079K4058F		*	1				
	Pop Rivet, Switch to Bracket.	A075W6071ZJ		*	4				
	Washer	A075W4001ZF		*	4				
	Jumper Loom	A079M4066F		*	1				

02,79

Esprit
BEB.2.

BF

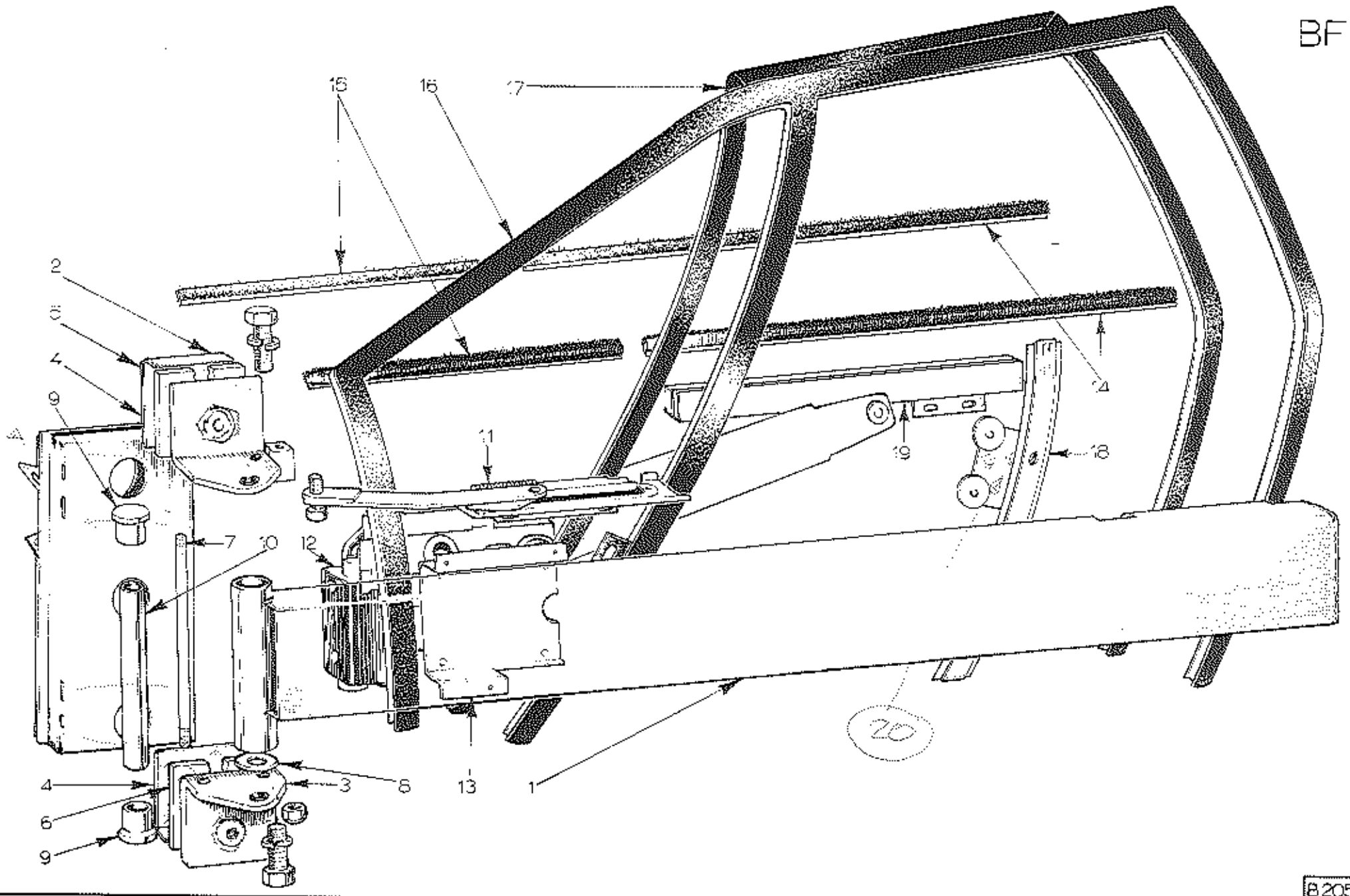


PLATE Ref: No.	DESCRIPTION	PART No	QUANTITY							REMARKS
			S.1.	S.2.	ALL	DOMESTIC	R.O.W.	FEDERAL		
BF 1	Door Beam Assy, LH	F079U4109K	*			1			Up to unit nos 213G, 215G to 239G, 241G & 242G.	
	Door Beam Assy, LH	A079U4398K	*					1	Up to unit no 109H inc.	
	Door Beam Assy, LH	K079U4109K	*	*	1				Unit nos 214G, 240G & 243G on, 110H or 100J on.	
	Door Beam Assy, RH	F079U4110F	*			1			Up to unit nos 213G, 215G to 239G, 241G & 242G.	
	Door Beam Assy, RH	A079U4399K	*					1	Up to unit no 109H inc.	
	Door Beam Assy, RH	A079U4110K K	*	*	1				Unit nos 214G, 240G & 243G on, 110H or 100J on.	
	Door Beam Internal Stiffener	A079U4396K	*	*				2		
	Spacer, Door Beam/Lock Bracket	A079U4395K	*	*				2		
	Door Hinge Post Assy, LH	A079U4405K	*	*	1					
	Door Hinge Post Assy, RH	A079U4404K	*	*	1					
	Door Hinge Reinforcement Plate	A079U4340F	*	*	2				Replaces C079U4080K	
BF 2	Hinge Bracket, Upper, LH	F079U4087F	*	*	1				SEE NYLON NUT A079U43056F	
	Hinge Bracket, Upper, RH	F079U4088F	*	*	1				1/2" UNF (DOOR HINGE) E1. 5534	
BF 3	Hinge Bracket, Lower	E079U4089F	*	*	2					
	Clamp Plate, Door Hinge	C079U4340F	*	*	4					
BF 4	Shim, Angled	C079U4090K	*	*	4					
BF 5	Shim, Upper	C079U4091K/F	*	*	A/R					

PLATE Ref: No.	DESCRIPTION	PART No	QUANTITY			DOMESTIC	R.O.W.	FEDERAL	REMARKS
			S.1.	S.2.	ALL				
BF 6	Shim, Lower	C079U4092K	*	*	A/R				
	Shim, Abrasive	B079U4094K	*	*	4				
BF 7	Tie Rod, Door Hinge	A079U4326F	*	*	2				
BF 8	Washer	A075W4020ZB	*	*	2				
BF 9	Bush, Hinge Pin	B079U4189F	*	*	4				
BF 10	Hinge Pin, Door	D079U4190F	*	*	2				
	Spacer, Hard Steel	A074D6003ZE	*	*	4				
BF 11	Check Strap Assy, LH	A075U0709WL	*	*	1				
	Check Strap Assy, RH	A075U0708WF	*	*	1				
	Slider, Check Strap	A075U1072FH	*	*	2				
	Retaining Plate	A075U6077FG	*	*	2				
	Shock Absorber	A075U6078FA	*	*	2				
	Washer	A075U6079FF	*	*	2				
	Bolt, Strap to Hinge	A075U0459ZK	*	*	2				
	Bracket, Check Strap to Beam, LH	D079U4191K	*	*	1				
	Bracket, Check Strap to Beam, RH	D079U4258K	*	*	1				
	Screw, Bracket to Beam	A079U4011F	*	*	4				
BF 12	Window Motor, LH	A075M6091WG	*	*	1				

Check Strap Assembly

9.78

Esprit
BF. 2

PLATE Ref. No.	DESCRIPTION	PART No	QUANTITY							REMARKS
			S.1.	S.2.	ALL	DOMESTIC	R.O.W.	FEDERAL		
BF 13	Bracket, Window Motor Mounting, LH	A075U4205K	*	*	1					
	Window Motor, RH	A075M6090WB	*	*	1					
BF 13	Bracket, Window Motor Mounting, RH	A075U4126K	*	*	1					
	Screw, 1/2" UNF x 1/2"	A075W1018F	*	*	8					Motor to Bracket
	Screw	A075U4011F	*	*	8					Bracket to Beam
	Door Wipe Seal, Long	A079U4175F	*	*	4					
BF 14	Door Wipe Seal, Short, RH	A079U4176F	*	*	2					
BF 15	Door Wipe Seal, Short, LH	A079U4279F	*	*	2					External Wipe Seals replaced by Weatherstrip and Backing Strip
	Clip	A075U0121ZH	*	*	40					
	Weatherstrip	B079U4434K	*	*	2					
	Backing Strip	C079U4438F	*	*	2					Finisher/Weatherstrip Assy RH A079U4576. Finisher/Weatherstrip Assy LH A079U4577J
	Pop Rivets	A075W6067ZL	*	*	26					
BF 16	Window Frame, LH	B079U4115F	*	*	1					
	Window Frame, RH	B079U4116F	*	*	1					
BF 17	Silent Channel	A079U4119F	*	*	2					
	Bracket, Door Window Frame	B079U4200F	*	*	4					
	Bracket, Door Window Frame	B079U4199F	*	*	6					
	Spec. Fix, Door Frame to Beam	B079U4011F	*	*	12					
BF 18	Guide Rail, Window Lift, LH	B079U4249F	*	*	1					
	Guide Rail, Window Lift, RH	B079U4250F	*	*	1					
9.78										

PLATE Ref: No.	DESCRIPTION	PART No	QUANTITY						REMARKS
			S.1.	S.2.	ALL	DOMESTIC	R.O.W.	FEDERAL	
BF 19	Bracket, Carriage, Glass, LH	A079U4257J	*	*	-				
	Bracket, Carriage, Glass, RH	A079U4256J	*	*	-				
20	PLATE (RH)	B079U4257F			1				4 FOR EACH SIDE -----"
	PLATE (LH)	" " L253F			1				
	PULLEY	X036304334			8				
	RIVET	B079U4265F			8				
	WASHER	A079U4000Z			8				
					8				

9.78

Esprit
BF. 4

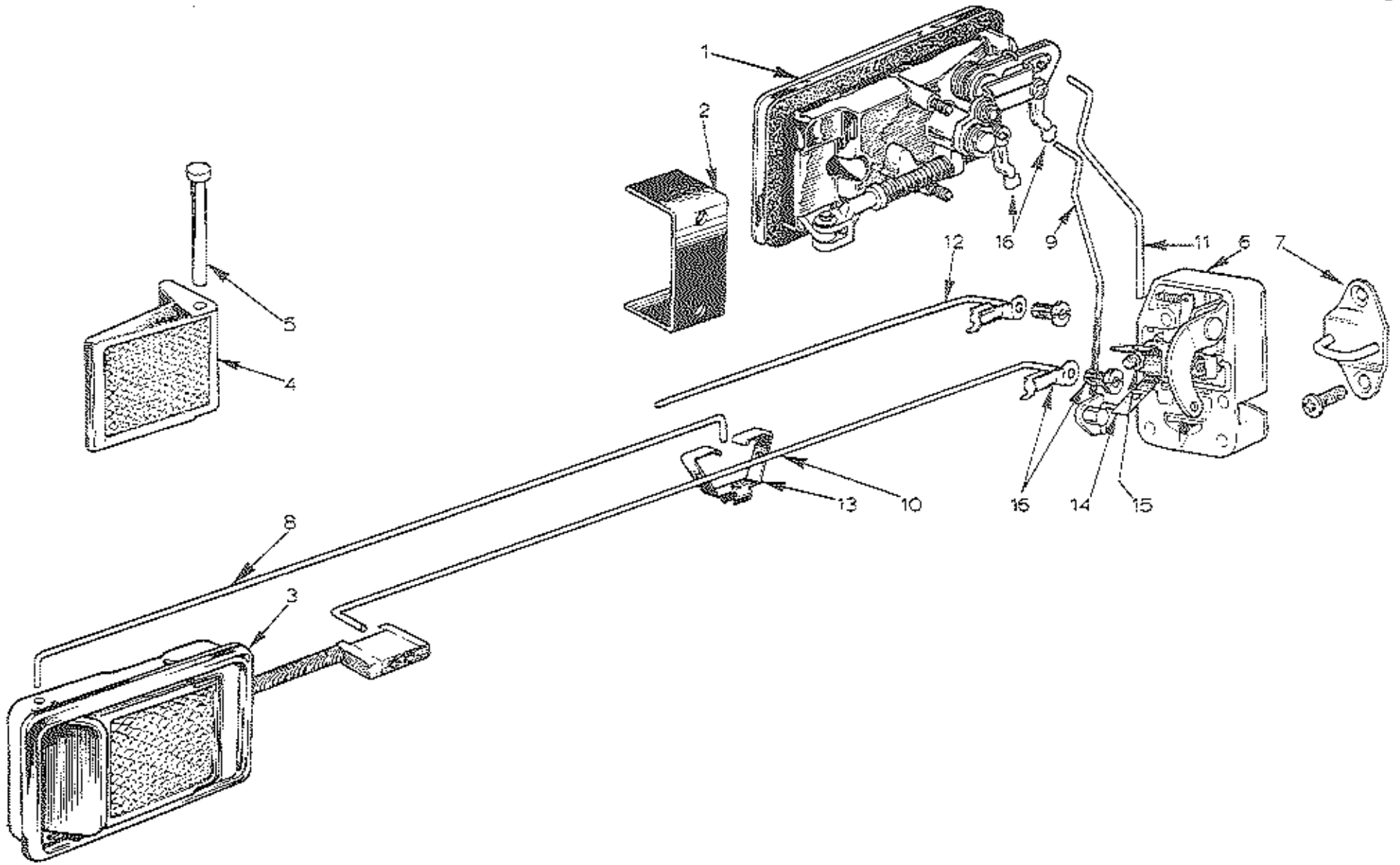
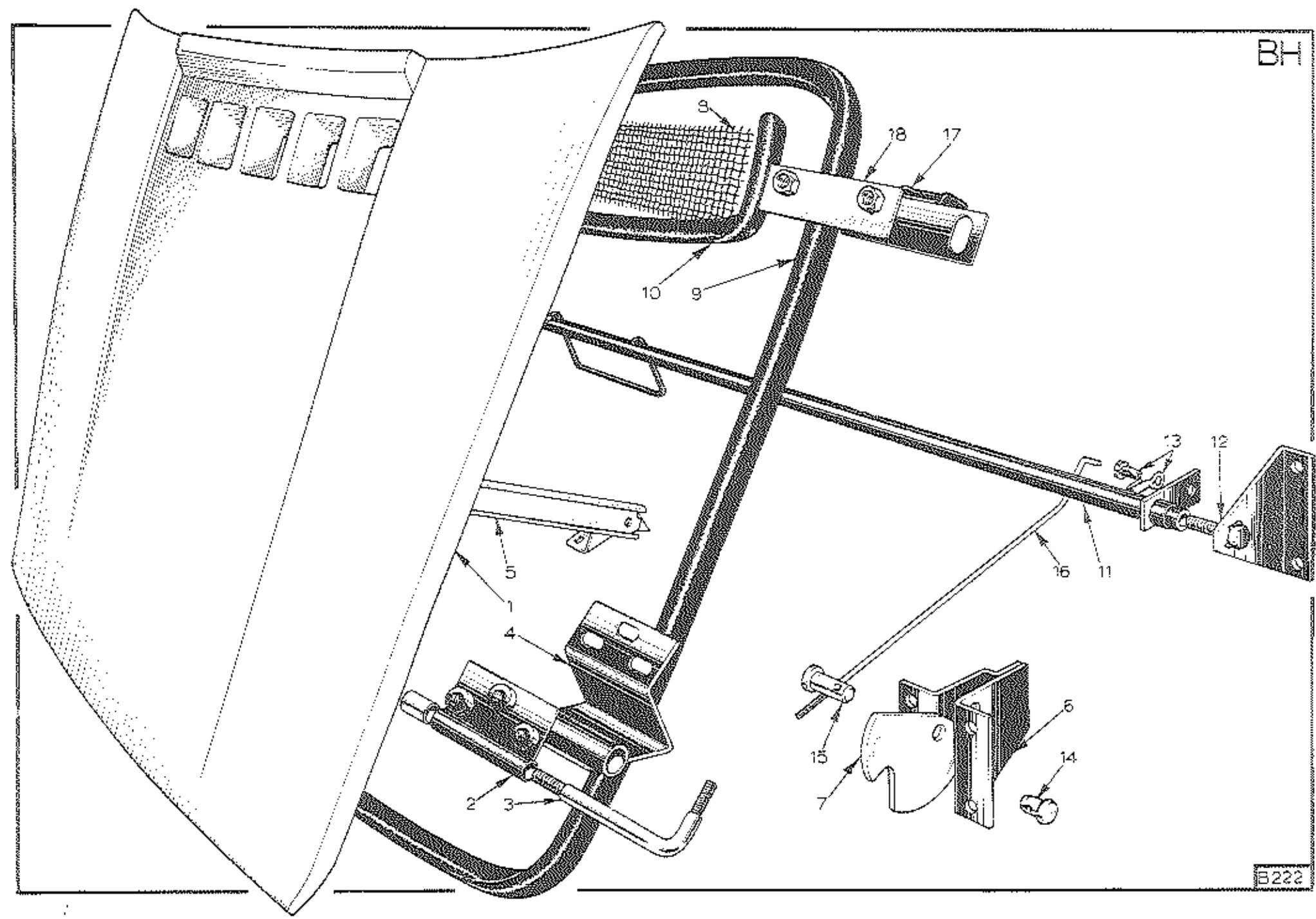


PLATE Ref: No.	DESCRIPTION	PART No	QUANTITY						REMARKS
			S.1.	S.2.	ALL	DOMESTIC	R.O.W.	FEDERAL	
BG 1	Door Handle, Exterior, RH	A075U6018ZA	*	*	1				
	Door Handle, Exterior, LH	A075U6019ZF	*	*	1				
BG 2	Bracket, Handle to Body	B075U0259ZL	*	*	2				
	Nut	A075W3000ZD	*	*	4				
	Washer	A075W4000ZA	*	*	4				
BG 3	Door Handle, Interior, RH	A075U1076F	*	*	1				
	Door Handle, Interior, LH	A075U1075F	*	*	1				
BG 4	Operating Flap	A036B6256ZC	*	*	2				
BG 5	Pivot Pin	A036B6257ZH	*	*	2				
	Bezel, Door Handle, Interior	A054B6059ZC	*	*	2				
	Tapping Plate	A075U0461ZJ	*	*	2				
	Screw	A075W5059ZG	*	*	6				
BG 6	Door Lock, RH	A075U6020ZL	*	*	1				
	Door Lock, LH	A075U6021ZE	*	*	1				
	Mounting Plate	B079U4108K	*	*	2				
	Bracket, Door Lock Retaining	A079U4255K	*	*	2				
BG 7	Striker Plate	A079U6028F	*	*		2		2	Up to unit nos 213G, 215G to 239G, 241G 242G, 109H inc.
	Striker Plate	A075U6022ZK	*	*	2				Unit nos 214G, 240G & 243G on, 110H & 100J on.

PLATE Ref: No.	DESCRIPTION	PART No	QUANTITY						REMARKS
			S.1.	S.2.	ALL	DOMESTIC	R.O.W.	FEDERAL	
BG 8	Rod, Interior Release to Clip, RH	A079U4184F	*	*	1				Two piece latch rod - replaced by A079U454:
Not illus	Rod, Lock Flap to Lock, RH	A079U4542F	*	*	1				One piece latch rod.
	Rod, Interior Release to Clip, LH	A079U4183F	*	*	1				Two piece latch rod - replaced by A079U454
	Rod, Lock Flap to Lock, LH	A079U4543F	*	*	1				One piece latch rod.
BG 9	Rod, Lock to Exterior Lock	A079U4182F	*	*	2				
BG 10	Rod, Interior Lock to Clip	A079U4185F	*	*	2				Replaced by rod B079U4188F & Trunnion A075U1116F.
Not illus	Rod, Interior Release to Latch	B079U4185F	*	*	2				Threaded door lock rod.
BG 11	Rod, Exterior Release to Latch, RH	B079U4188F	*	*	1				
	Rod, Exterior Release to Latch, LH	B079U4187F	*	*	1				
BG 12	Rod, Lock to Clip	A075U4238F	*	*	2				Two piece latch rod. Replaced by A079U4542F or A079U4543F.
BG 13	Adjuster Clip	A075W6064ZG	*	*	2				Two piece latch rod.
BG 14	Clip, "U", Door Lock	B075U0260ZE	*	*	2				
BG 15	Push on Clip	A075W6022F	*	*	2				} See Bulletin 1977/34.
	Bush	A079H6002F	*	*	2				
BG 16	Bush and Clip Assy	A075U6033ZK	*	*	8				6 off later rod system.
Not illus	Trunnion, Door Latch Release	A075U1116F	*	*	2				Used with threaded door lock rod.
9.78									Esprit BG. 2



QUANTITY

PLATE Ref. No.	DESCRIPTION	PART No	QUANTITY			DOMESTIC	R.O.W.	FEDERAL	REMARKS
			S.1.	S.2.	ALL				
BH 1	Bonnet Assy	A079U4181J	*	*	1				
	Bonnet Shell	A079B4024J	*	*	1				
BH 2	Hinge Blade	A079U4075F	*	*	2				
BH 3	Hinge Pin, LH	B079U4217F	*	*	1			Single motor headlamp system.	
	Hinge Pin, RH	B079U4264F	*	*	1				
BH 4	Hinge Blade, LH	A079U4480F	*	*	1			Two motor headlamp system. See Section BJA for detail.	
	Hinge Blade, RH	B079U4457F	*	*	1				
	Hinge Pin, Pod and Bonnet	A079U4456F	*	*	2				
	Tapping Plate, Bonnet Hinge	B079U4458K	*	*	2				
	Shim, Bonnet Hinge	B079 U4484K	*	*	8				
	Spring Clip	A079W6177F	*	*	4				
	Support Stay, Bonnet	A079U4277K	*	*	1				
BH 6	Latch Bracket, Bonnet Lock	A079U4208K	*	*	2			<i>NOT USED PART OF A079U4208K</i>	
	Tapping Plate	A079B4027K	*	*	2				
BH 7	Latch Disc, Bonnet Lock	B079U4218K	*	*	2				
BH 8	Grille, Bonnet	A079U4227F	*	*	1				
BH 9	Bonnet Seal	A079U4007F	*	*	1				
BH 10	Bonnet/Plenum Chamber Seal	A079U4177F	*	*	1				

PLATE Ref. No.	DESCRIPTION	PART No	QUANTITY					REMARKS
			S.1.	S.2.	ALL	DOMESTIC	R.O.W.	
BH 11	Cross-shaft, Bonnet Lock	A079U4221F	*	*		1		
	Cross-shaft, Bonnet Lock	A079U4363F	*	*			1	1
BH 12	Cross-shaft Bracket	A079U4220K	*	*	2			
BH 13	Bush and Clip Assy	A075U6003ZK	*	*	2			
BH 14	Clevis Pin, Rod	B079U4219K	*	*	2			
BH 15	Clevis Pin, Pivot	A075W6033Z	*	*	2			
BH 16	Rod, Bonnet Lock	A079U4222K	*	*	2			
BH 17	Striker, Bonnet Catch	A079U4266F	*	*	2			
	Shim, Striker	A076U0618Z	*	*	2			
BH 18	Reinforcement Plate	A079U4487F	*	*	2			

9.78

Esprit
BH. 2

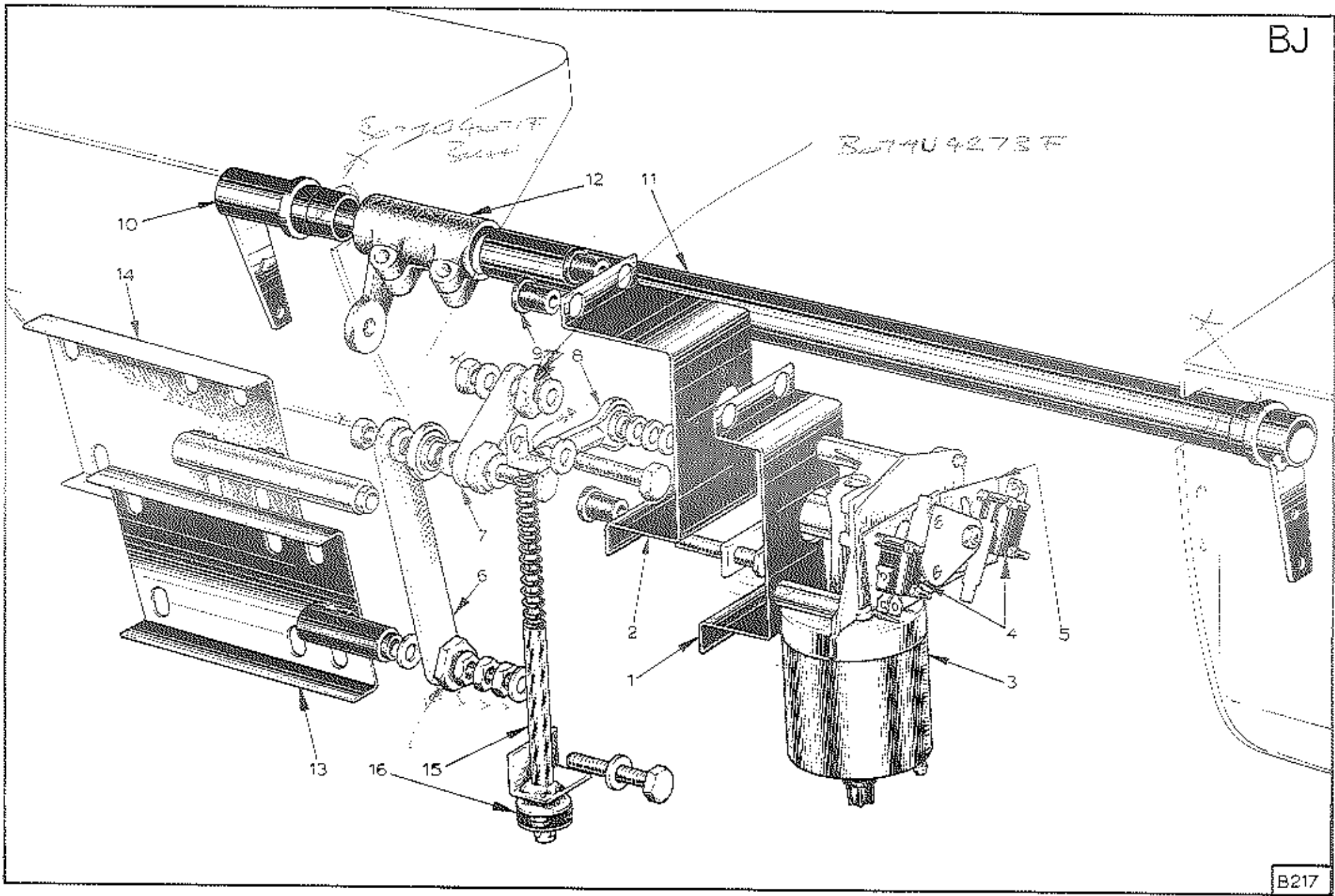


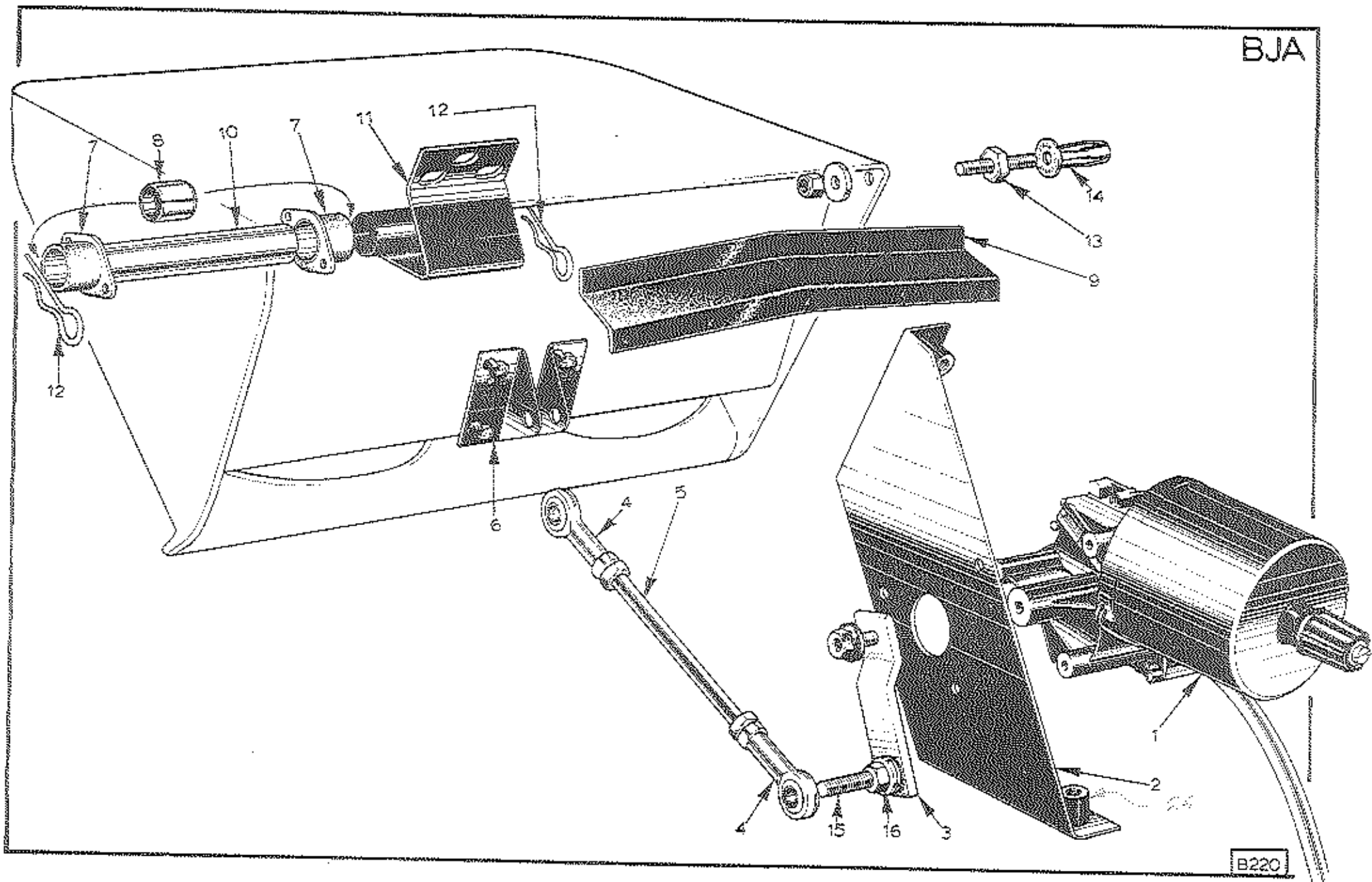
PLATE Ref: No.	DESCRIPTION	PART No	QUANTITY					REMARKS	
			S.1.	S.2.	ALL	DOMESTIC	R.O.W.		FEDERAL
	<u>SINGLE MOTOR SYSTEM</u>								<i>motor only A079M6002F</i>
BJ 1	Headlamp Motor Mounting Bracket	B079U4067K	*			1	1		
BJ 2	Headlamp Motor Mounting Bracket	A079U4413K	*					1	
BJ 3	Headlamp Motor Assy	A079M4013J	*		1				Includes items 4 and 5
BJ 4	Microswitch	A075M6093ZG	*		2				4 conn. Up to unit no 243G (exc 214G & 2
	Microswitch	B075M6084ZK	*		2				3 conn.
BJ 5	Switch Plate	A079M4009K	*		1				
	Screw, M6 x 10 Pan Pozi	A075W5088ZJ	*		2				
	Screw, M6 x 12 mm	A075W1027ZB	*		1				
	Washer	A075W4013ZL	*		3				
	Screw, No 6 x 1 Pan Pozi, S/T	A075W5029ZL	*		4				
	Cam	A079M4011K	*		1				
BJ 6	Link, Headlamp Operation, Long	A079U4271F	*		1				
BJ 7	Link, Headlamp Operation, Short	A079U4272F	*		1				
BJ 8	Rod End	A079U6020F	*		2				
	Locknut	A075W3040ZF	*		2				
	<i>8mm (KALF NUT) →</i>	<i>A075W3026Z</i>							
	<i>8</i>								
9.78	<i>EA LINK, ROD END TO ROD END</i>								

Esprit
BJ. 1

QUANTITY

PLATE Ref: No.	DESCRIPTION	PART No	QUANTITY						REMARKS
			S.1.	S.2.	ALL	DOMESTIC	R.O.W.	FEDERAL	
	Special Bolt, 25 mm Long	A079U4423F	*		1				Thin Head
	Special Bolt, 30 mm Long	A079U4371F	*		1				Thin Head
BJ 9	Shoulder Bush <i>SHOULD BE'D NOT FOR LINKS</i>	B079U4273F	*		2				
BJ 10	Cross-shaft, LH	B079U4069F	*			1	1		
	Cross-shaft, LH	A079U4389F	*					1	
BJ 11	Cross-shaft, RH	B079U4070F	*			1	1		
	Cross-shaft, RH	A079U4390F	*					1	
BJ 12	Cross-shaft Coupling	B079U4224F	*		1				<i>RE A079U4322F (FABRICATED)</i>
BJ 13	Bearing Bracket, H/L Support Stay	A079U4270F	*			1	1		
BJ 14	Bearing Bracket, H/L Support Stay	A079U4419F	*					1	
	Bush, Headlamp Pivot, Inner	B079U4071F	*		2				
	Bush, Headlamp Pivot, Outer	A079U4072F <i>A079U4072F</i>	*		2				
	Pivot Pin	A079U4073F	*		2				
BJ 15	Assy, Headlamp Jack Spring	A079U4426F	*		1				
	Rubber Stop	A079U4421F	*		1				
	Spring	A079U6032F	*		1				
9.78									Esprit BJ. 2

BJA

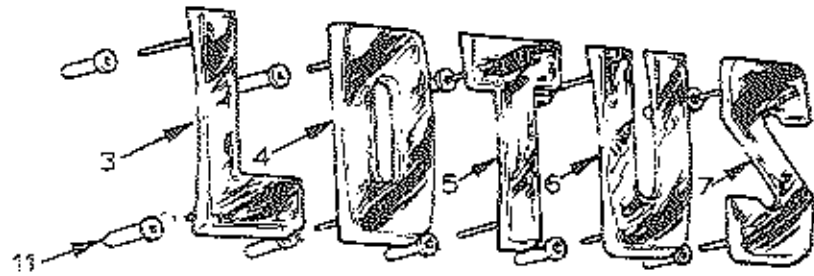


B220

PLATE Ref: No.	DESCRIPTION	PART No	QUANTITY							REMARKS
			S.1.	S.2.	ALL	DOMESTIC	R.O.W.	FEDERAL		
	<u>TWO MOTOR SYSTEM</u>									
BJA 1	Headlamp Motor	B079M6047F	*	*	2					
	Cable Clip	A079W6115F	*	*	2					
BJA 2	Bracket, Headlamp Motor Mounting	A079U4453K	*	*	2					
<i>2 P.</i>	<i>Replace PLUG - INSTEAD</i> Screw, 1/2" UNF x 3/4"	A075W1005ZB	*	*	8					Motor Bracket to Body
	Washer	A075W4015ZK	*	*	8					
BJA 3	Rotary Link, Headlamp Motor	B079M4055F	*	*	2					
BJA 4	Rod End	A079U6031F	*	*	4					
	Nut 1/2" UNF	A075W3038F	*	*	4					Rod Ends to Connecting Link
BJA 5	Connecting Link - H/L Actuation	A079U4455F	*	*	2					
BJA 6	Bracket, Rod End to H/L Pod	A079U4454F	*	*	4					
	Nut, M6, Nyloc	A075W3009ZE	*	*	8					Bracket to Pods
	Washer	A075W4015ZK	*	*	8					
	Bearing Housing, LH Pod	A079U4451F	*	*	2					
BJA 7	Bearing Housing, RH Pod	A079U4452F	*	*	2					
BJA 8	Glacier Bush	A079U6030F	*	*	4					
BJA 9	Water Shield	A079U4459K	*	*	2					
9.78										


Esprit
BJA. 1

PLATE Ref: No.	DESCRIPTION	PART No	QUANTITY						REMARKS
			S.1.	S.2.	ALL	DOMESTIC	R.O.W.	FEDERAL	
BJA 10	Hinge Pin, Pod & Bonnet	A079U4456F	*	*	2				
BJA 11	Hinge Blade, RH	B079U4457F	*	*	1				
	Hinge Blade, LH	A079U4480F	*	*	1				
BJA 12	Spring Clip	A079W6177F	*	*	4				
BJA 13	Pod Outer Pivot Pin	A079U4073F	*	*	2				
BJA 14	Jacknut, M6	A075W3024ZJ	*	*	2				
BJA 15	Screw, M6 x 30 mm	A075W1032ZE	*	*	2				Rotary Link
BJA 16	Locknut, M6	A075W3020ZE	*	*	2				



Styled by **giugiaro**


2



8

esport

1



9

10

PLATE Ref: No.	DESCRIPTION	PART No	QUANTITY			DOMESTIC	R. O. W.	FEDERAL	REMARKS
			S. 1.	S. 2.	ALL				
BK 1	Transfer "Esprit"	A079U4046F	*	*	3			Black	
	Transfer "Esprit"	A079U4446F	*	*	3			White	
	Transfer "Esprit"	A079U4565F	*	*	3			Gold	
Not illus	Transfer "S2"	A079U4539F		*	2			Black	
	Transfer "S2"	A079U4540F		*	2			White	
	Transfer "S2"	A079U4564F		*	2			Gold	
Not illus	Gold Pin Stripe	A079U6034V		*	8m				
	Black Pin Stripe	A079U6035V		*	8m				
BK 2	Badge "Giugiaro"	A079U4047F	*	*	2				
BK 3	Letter "L"	X036B0544ZH	*	*	1				
BK 4	Letter "O"	X036B0545ZB	*	*	1				
BK 5	Letter "T"	X036B0546ZG	*	*	1				
BK 6	Letter "U"	X036B0547ZA	*	*	1				
BK 7	Letter "S"	X036B0548ZF	*	*	1				
BK 8	"Lotus" Badge, Black	X036B0269ZJ	*	*	1				
	Rawl Nuts	B075W6029Z	*	*	2				

9.78

Esprit
BK. 1

PLATE Ref: No.	DESCRIPTION	PART No	QUANTITY							REMARKS
			S.1.	S.2.	ALL	DOMESTIC	R.O.W.	FEDERAL		
BK 9	Bezel, World Champion Badge	A036B6341ZA	*	*	1					
BK 10	"World Champion 1973" Badge	A050U0579ZH	*	*	1					
Not Illus	World Champion Badge	A079U4518F	*	*	1					No Dates
	Wing Clips	A075W6056ZL	*	*	14					
	Double Sided Tape	A074B6010VF	*	*	A/R					
BK 11	Bush, Letters and Championship Badge	A079H6002Z	*	*	14					

9.78

Esprit
BK. 2

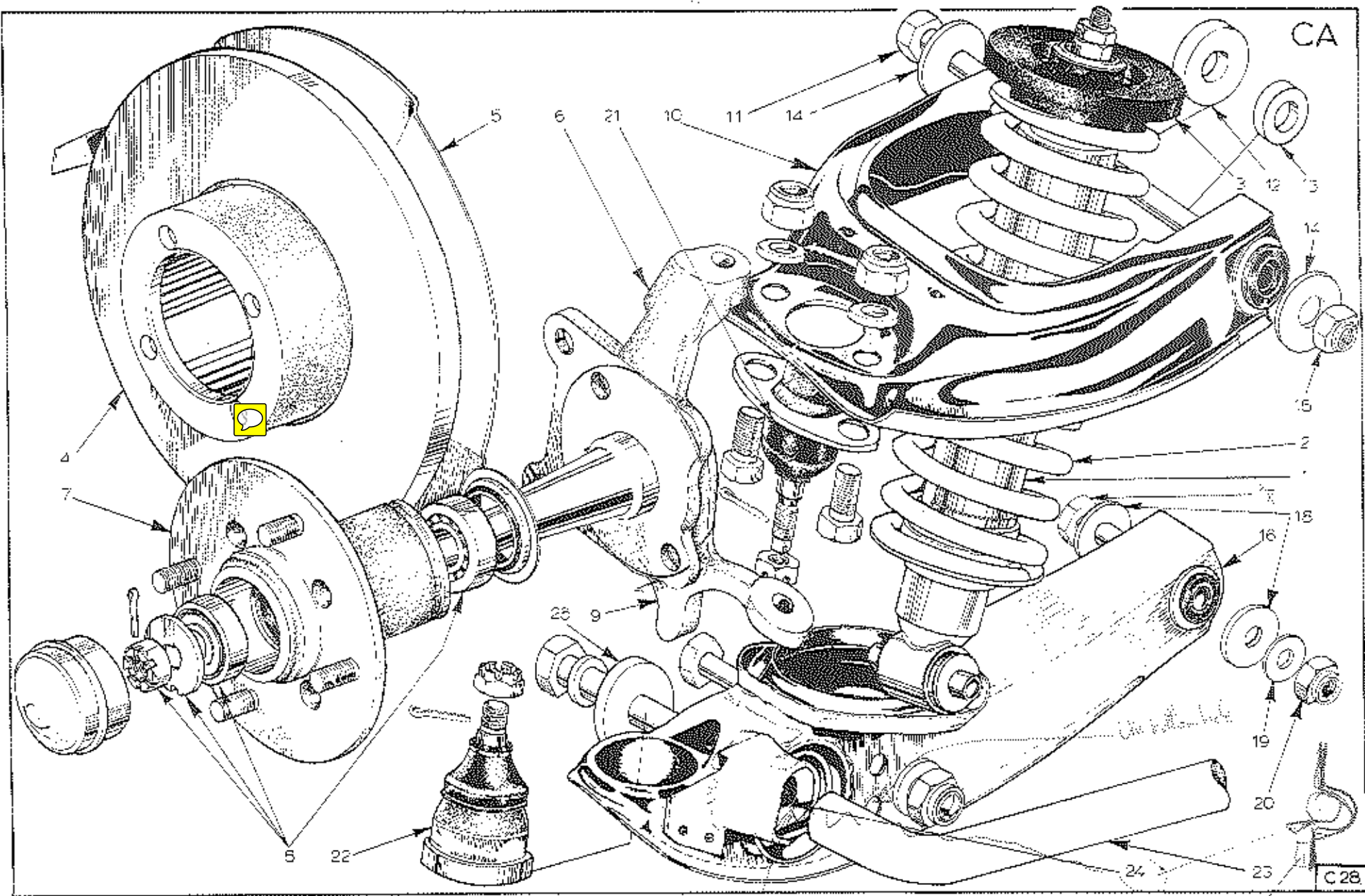
ALWAYS REFER TO COLOUR CODE ON CHASSIS PLATE. ALL QUERIES TO QUOTE THIS NUMBER.

COLOUR	CODE	BULK PT.NO.	TOUCH UP PT.NO. - 4OZ TIN:
British Racing Green	L 01	A036B6315V	-
French Blue	L 02	A036B6316V	A036B6431SG
Wedgewood Blue	L 03	A036B6317V	A036B6432SA
Cirrus White	L 04	A036B6318V	A036B6416SJ
Carnival Red	L 05	B036B6319V	A036B6413SE
Burnt Sand	L 06	A036B6320V	A036B6412SL
Lotus Yellow	L 07	B036B6321V	A036B6418SH
Matt Black	L 08	A036B6312V	-
Royal Blue	L 09	A036B6322V	A036B6422SF
Bahama Yellow	L 10	A036B6323V	A036B6414SK
Regency Red	L 11	B036B6356V	A036B6423SL
Scandinavian Blue (Lagoon) (Met)	L 12	B036B6357V	A036B6419SB
Lime Green, Pistachio	L 13	A036B6349V	A036B6420SG
Colorado Orange	L 14	A036B6350V	A036B6417SC
Black Gloss	L 15	B036B6397V	A036B6424SE
Ford Tawny (Met)	L 16	A036B6399V	A036B6425SK

COLOUR	CODE	BULK PT.NO	TOUCH UP PT.NO - 4OZ TINS
Mid Green (Met)	L 17	AC36B6426V	A036B6429SH
Glacier Blue (Met)	L 18	A050B6223V	-
Sable	L 19	B050B6225V	A050B6241SJ
Indigo Blue	L 20	A050B6226V	-
Roman Purple (Met)	L 21	B050B6228V	AC36B6430SB
Bitter Green	L 22	A050B6229V	A050B6239SK
Burmese Brown - Sepia	L 23	A050B6230V	-
Firecracker	L 24	A050B6231V	-
Monaco White (Andes)	L 25	B050B6232V	A036B6237SL
Olympic Blue	L 26	A050B6233V	-
Gunmetal (Met)	L 27	B075B6096V	-
Brown	L 28		-
Mint Green (Met)	L 29	A075B6116V	-
Garnet (Met)	L 30	A075B6117V	-
Lemon Yellow	L 31	A075B6141V	-
Oxford Blue	L 32	A075B6170V	-
Signal Orange	L 33		-
Roman Bronze (Met)	L 34	A075B6143V	-
Brazil (Met)	L 35		-

COLOUR	CODE	BULK PT NO	TOUCH UP PT NO -4 OZ TINS
White	S01	A07686024V	
Signal Red	S02	A07686025V	
Lemon Yellow	S03	A07686026V	
Orange	S04	A07686034V	
Fireguard Paint		A03686225VH	
Oxford Blue	A01	A07686060V	
Black	A02	A07686059V	
Diamond Silver (Met)	A03	A07686067V	Base Coat Clear
Gold	A04	A07686071V	
Viper Green	A05		
Bermuda Blue	A06	A07686072V	
Thinners		A07686068V) For Metallic
Clear Coat		A07686069V	
Hardener		A07686061V	
Thinner		A07686002V	

COLOUR	CODE	BULK PT. NO.	TOUCH UP PT. NO. - 4OZ TINS
Satin Black		A075B6034V	
Undercoat		X036B6136V	
Thinner CTZ 110		X036B6140V	
Thinner CTZ 35		X036B6141V	
Thinner CTZ 73		X036B6142V	
Thinner CTZ 22		X036B6143V	
Thinner, Cleaning, SBD 3		X036B6144V	
Primer Surfacer CFN 25		X036B6139V	
Finnegans Hammerite Black		A075B6069V	
Finnegans Hammerite Thinners		A075B6147V	



AP-...
...
...

...
...
ROTSW4028 Z
AIR
... (190)

PLATE Ref: No.	DESCRIPTION	PART No	QUANTITY			WASHBONE BUSH TOP FRONT SAUK - 310452			REMARKS
			S.1.	S.2.	ALL	DOMESTIC	R.O.W.	FEDERAL	
CA1	Front Damper	A079C4012F	*	*	2				Replaces B079C6000F in pairs IMP PROD. 3175, 570A, 1375 E135C
	Bolt, M10 x 80 mm	A075W2061Z	*	*	2				
	Nut, Nyloc, M10	A075W3011ZD	*	*	2				
CA2	Front Spring	C079C4011F	*	*		2	2		Orange. Replaces C079C4011F in pairs D (E144C)
	Front Spring	D079C4011F	*	*		2	2		
	Front Spring	B079C4007F	*	*				2	
	Front Spring	C079C4007F	*	*				2	
CA4	Rubber Seat	B075C0129ZG	*	*	2				Yellow. Replaces B079C4007F in pairs E (E144C)
	Front Disc	A079J6003F	*	*	2				
	Bolt, Disc to Hub (Used with Spring Washer)	A079G6029F	*	*	8				
	Bolt, Disc to Hub (Used without Washer)	A079G6031F	*	*	8				
CA5	Dust Shield, Front, LH	A079J6009F	*	*	1				Replaces A079G6029F in sets of 4 Service Bulletin 1979/16 refers
	Dust Shield, Front, RH	A079J6010F	*	*	1				
	Gasket	A079C6023F	*	*	2				
CA6	Vertical Link, LH	A079C6009F	*	*	1				
	Vertical Link, RH	A079C6010F	*	*	1				
CA7	Front Hub	A079C6002F	*	*	2				

PLATE Ref: No.	DESCRIPTION	PART No	QUANTITY						REMARKS
			S.1.	S.2.	ALL	DOMESTIC	R.O.W.	FEDERAL	
CA8	Bearing Kit, includes Oil Seal	A079C6011F	*	*	2)) Part of Bearing Kit
	Nut, Bearing Retaining	A079C6024F	*	*	2				
	Washer, Bearing Retaining	A079C6025F	*	*	2				
	Split Pin, 3/8" x 1, 1/2"	A075W6010ZA	*	*	2				
	Dust Cap	A079C6012F	*	*	2				
	Steering Arm, LH	A079C6013F	*	*	1				
CA9	Steering Arm, RH	A079C6014F	*	*	1				
	"T" Head Screw	A079C6016F	*	*	4				
	Nut	A079C6017F	*	*	4				
	Washer Spring	A079C6018F	*	*	4				
	Upper Wishbone, LH	A079C6003F	*	*	1				
CA10	Upper Wishbone, RH	A079C6004F	*	*	1				
CA11	Pivot Bolt	A079C6019F	*	*	2				
	Cover, Pivot Bolt Withdrawal	A079U4352K	*	*	2				
CA12	Washer, Wishbone to Chassis, Rear	A079C6020F	*	*	2				40 mm O/D
CA13	Washer, Wishbone to Chassis, Front	A079C6022F	*	*	2				25 mm O/D
CA14	Washer, Wishbone, Front & Rear	A079C6021F	*	*	8				Dished
CA15	Nut, Nyloc, M12	A075W3012ZJ	*	*	2				

PLATE Ref: No.	DESCRIPTION	PART No	QUANTITY						REMARKS
			S.1.	S.2.	ALL	DOMESTIC	R.O.W.	FEDERAL	
CA16	Lower Link Assembly, LH Includes Pivot Bush and Ball Joint	A079C6005F	*	*	1				Replaced by A079C4037 & Shims
	Lower Link Assembly, RH Includes Pivot Bush and Ball Joint	A079C6006F	*	*	1				Replaced by A079C4036 & Shims
	Lower Link Assembly, LH, Welded Inner Pivot Sleeve. Inc. Bushes Less Ball Joint	A079C4037	*	*	1				Service Bulletin 1980/34 Refers
	Lower Link Assembly, RH, Welded Inner Pivot Sleeve	A079C4036	*	*	1				Service Bulletin 1980/34 Refers
	Washer, Shim, Pivot Bush to Chassis Bush, Lower Link Inner Pivot	A075D0258ZC A079C4038J	*	*	A/R 2				Service Bulletin 1980/34 Refers Service Bulletin 1980/34 Refers
CA17	Pivot Bolt	A079C6001F	*	*	2				
	Cover, Pivot Bolt withdrawal	A079U4353K	*	*	2				
CA18	Washer, Pivot Bush to Chassis	A079C6022F	*	*	4				Used only with Link A079C6005/6
CA19	Washer	A075W4028Z	*	*	2				
CA20	Nut, Nyloc, M12	A075W3012ZJ	*	*	2				
CA21	Ball Joint, Upper	A079C6007F	*	*	2				
	Bolt, M10 x 25, ball joint/wishbone	A075W1048	*	*	4				
	Washer, 10mm " " "	A075W4024	*	*	4				
	Nut, Nyloc, M10 " " "	A075W 3011	*	*	4				
	Nut, ball joint to vertical link	A079C6026F	*	*	2				
CA22	Ball Joint, lower	A079C6008F	*	*	2				
	Nut, ball joint to vertical link	A079C6027F	*	*	2				
	Split Pin " " " "	A079C6028F	*	*	4				

PLATE Ref: No.	DESCRIPTION	PART No	QUANTITY						REMARKS
			S.1.	S.2.	ALL	DOMESTIC	R.O.W.	FEDERAL	
CA 23	Anti-Roll Bar	A079C4000F	*	*	1				Replaced by C079C4000F
	Anti-Roll Bar	C079C4000F	*	*	1				
	Clamp Plate, Roll Bar Mounting	B079C4005F	*	*	2				
	Bush, Anti-Roll Bar to Chassis	A079C6030F	*	*	2				
	Bolt, Clamp Plate, Roll Bar Mounting	A079W1058F	*	*	4				
	Spring Washer	A075W4069F	*	*	4				
CA25	Washer 40 O/D, 10 I/D x 3.5	A079W4053F	*	*	2				Anti-Roll Bar to Lower Link
	Setscrew, M10 x 30	A075W1049	*	*	2				
	Washer, Spring	A075W4070	*	*	2				
CA24	Bush, Anti Roll Bar/Lower Link	A079C4045F	*	*	2				

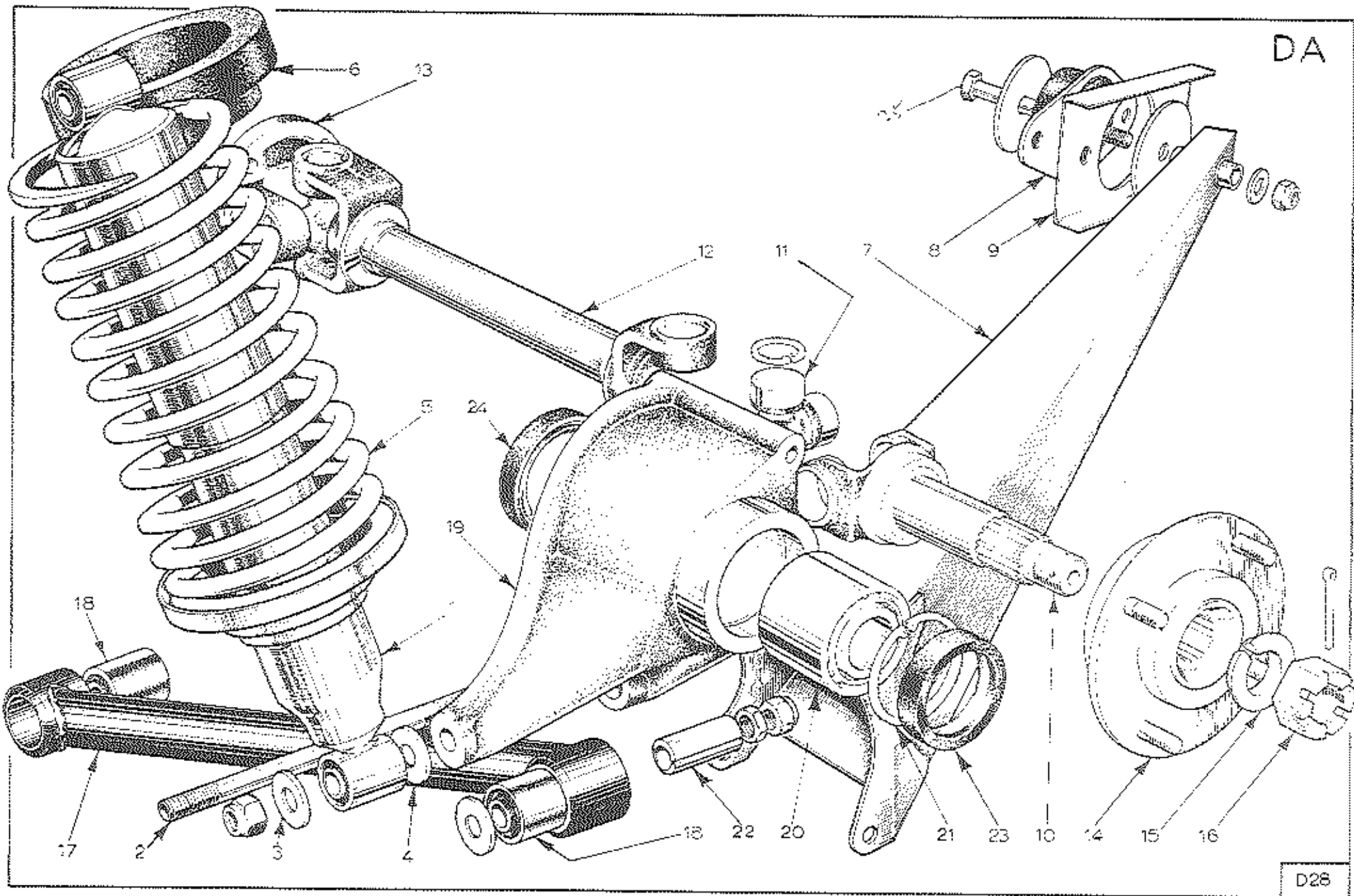


PLATE Ref. No.	DESCRIPTION	PART No	QUANTITY						REMARKS
			S.1.	S.2.	ALL	DOMESTIC	R.O.W.	FEDERAL	
DA 1	Rear Damper	C079D6000F	*	*	2				
	Bolt, Upper Damper Mounting	A079W2088F	*	*	2				
	Washer	A075W4007ZC	*	*	2				
	Nut, Nyloc	A075W3005ZG	*	*	2				
DA 2	Stud, Lower Damper Mounting	A079D4024F	*	*	2				
DA 3	Washer, Penny, M/S	A075W6007ZH	*	*	2				
DA 4	Washer, Penny, Hard Steel	A074D6003ZE	*	*	4				
	Nut, Nyloc	A075W3005ZG	*	*	2				
	Nut, Locking	A075W3017ZA	*	*	2				
DA 5	Rear Spring	E 079D4003F	*	*		2	2		<i>(90° GREEN)</i> Green/Green - E = 1/2 SHORTER
	Rear Spring	D 079D4035F	*	*			2		<i>Blue - D = 1/2 SHORTER BLUE</i>
DA 6	Rear Spring Insulator	A079D4028F	*	*	2				
	Spacer, Rear Spring	A079D4047F	*	*			1	1	Fitted to LH Spring Only.
DA 7	Radius Arm Assy, LH	C079D4005K	*	*	1				
	Radius Arm Assy, RH	C079D4006K	*	*	1				
DA 8	Rubber Mounting, Radius Arm	X046D6000K	*	*	2				
DA 9	Plate, Reinforcing, Radius Arm Mounting	B079D4013K	*	*	2				
	Spacer, Radius Arm Mounting	A079D4051F	*	*	2				

PLATE Ref. No.	DESCRIPTION	PART No	QUANTITY						REMARKS
			S.1.	S.2.	ALL	DOMESTIC	R.O.W.	FEDERAL	
	Lockwasher	A075W4036ZE	*	*	4				
	Washer, Plain	A075W4020ZB	*	*	4				
	Nut, Nylac, 5/8"	A075W3006ZA	*	*	2				
	Washer, Large	A075W4006ZJ	*	*	4				
	Nut, Nylac, 7/16"	A075W3004ZB	*	*	2				
	Shims, Toe-in	A075D0234ZD	*	*	A/R				
	Drive-Shaft Assy.	C075D0762W	*	*	2				
DA 10	Shaft, Outboard	A075D0266ZH	*	*	2				
DA 11	Joint, Universal	A075D6004WJ	*	*	2				
DA 12	Shaft, Intermediate	C075D0237Z	*	*	2				
DA 13	Flange, Driveshaft	A075D6005ZC	*	*	2				
	Bolt, Flange to Driveshaft	A075W2085Z	*	*	8				Use with Cast Iron Adaptor.
	Bolt, Flange to Driveshaft	A079D4050F	*	*	8				Use with Aluminium Adaptor.
	Locking Plate	C079D4049F	*	*	4				
	Driveshaft Adaptor	B079D4002G	*	*	2				Cast Aluminium, superceded by C079D4002G.
	Driveshaft Adaptor	C079D4002G	*	*	2				Cast Iron.
	Shim, Rear Driveshaft	A079D4022K	*	*	2				

PLATE Ref: No.	DESCRIPTION	PART No	QUANTITY							REMARKS
			S.1.	S.2.	ALL	DOMESTIC	R.O.W.	FEDERAL		
DA 14	Rear Hub Assy.	D079D4004F	*		2					COLLAR ID APPROX 76 mm
	Rear Hub Assy.	B079D4037F		*	2					— — 57-1mm
	Stud, Wheel	A079D6002F	*	*	8					
DA 15	Cone, Hub Retention	A075D0256ZD	*	*	2					
DA 16	Nut, Hub <i>7/8" UNF 14TP1</i>	A075D6002ZK	*	*	2					
	Split Pin	A075W6010ZA	*	*	2					
DA 17	Lower Link Assy.	A079D4046J	*	*	2					
DA 18	Bush, Lower Link <i>INBOARD</i>	A079D4042J	*	*	2					<div style="border: 1px solid black; padding: 5px;"> PREVENTING SOVERLAP ONE ON EACH (FORWARD) SIDE OF LOWER LINK (INBOARD SIDE) </div>
DA 19	Rear Hub Carrier, RH <i>HYDRATION WASHER 21192D</i>	F079D4001F	*	*	1					
	Rear Hub Carrier, LH	F079D4000F	*	*	1					
DA 20	Bearing, Rear Hub	A075D6007ZB	*	*	2					
DA 21	Circlip, Bearing Retaining	A075D6010ZF	*	*	2					
DA 22	Spacer, Adjustable	C079D4025F	*	*	2					
DA 23	Seal, Outer	A075D6009ZA	*	*	2					
DA 24	Seal, Inner	A075D6008ZG	*	*	2					
	Stud, Driveshaft Adaptor and Disc	A079D6003F	*	*	6					
	Nut, 12mm	A079D6011F	*	*	6					Replaces A079D6004F
	Washers, Spring	A075W4069F	*	*	6					
DA 25	Bolt, 7/16" x 5", Fwd Radius Arm	B079W2021F	*	*	2					

PLATE
Ref: No.

DESCRIPTION

PART No

S.1.

S.2.

ALL

QUANTITY

DOMESTIC

R.O.W.

FEDERAL

REMARKS

Bolt, $\frac{1}{2}$ " x $2\frac{1}{2}$ "

Bolt, 10mm x 120mm

A075W2013ZF

A075W2064ZH

*

*

4

*

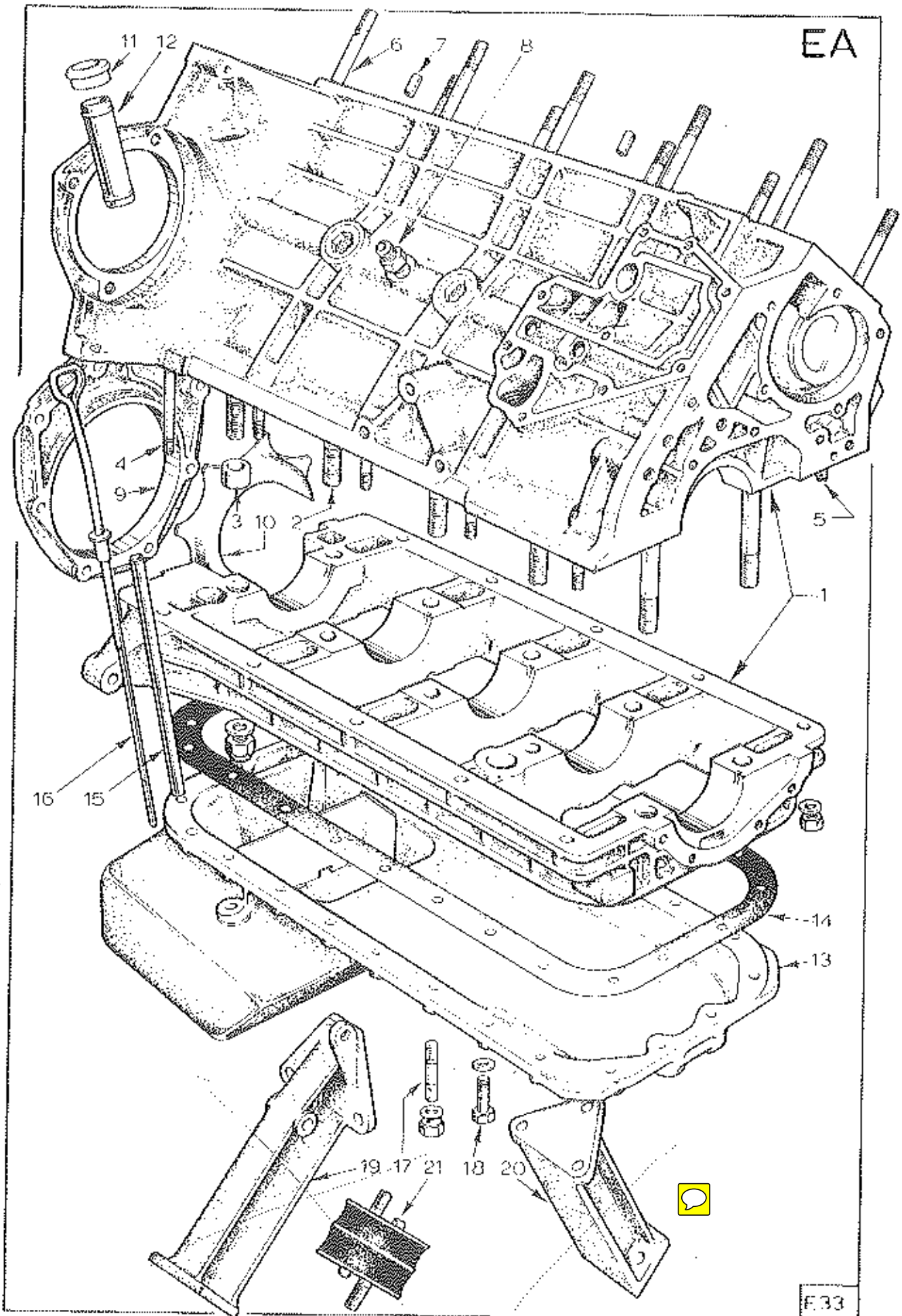
*

4

06.79

Esprit
DA 4.

EA



F33

PLATE Ref: No.	DESCRIPTION	PART No	QUANTITY				REMARKS
			ALL	DOMESTIC	EUROPEAN	FEDERAL	
EA.1.	Cylinder Block and Main Bearing Housing Assy.	B907E0708S		1			Prior to Engine number 13277
	Cylinder Block and Main Bearing Housing Assy.	C907E0708K	1				From Engine number 13277 inc. and <u>ALL</u> Federal For use with Cross Drilled Crankshaft Only.
EA.2.	Stud	A907E0225ZA	10				
	Washer, Plain	A907E0031ZF	10				
	Nut	A075W3025ZH	10				
EA.3.	Dowel	A907E0302ZE	2				
EA.4.	Stud	A907E0491ZD	2				Long
EA.5.	Stud	A907E0226ZF	8				Short
	Washer, Plain	A075W4020ZB	10				
	Nut	A075W3021ZK	10				
EA.6.	Stud	A907E0224ZG	10				
Not Illus	Socket Plug	A907E0528ZD	3				1" NPTF
Not Illus	Socket Plug	A907E6063ZE	1				1/4" BSP
EA.7.	Spring Dowel (Roll Pin)	A907E6007ZL	2				
EA.8.	Union Oil Pressure	A907E0625ZG	1				
EA.9.	Housing, Rear Seal	A907E0599YC	1				
Not Illus	Gasket, Housing, Rear Seal	A907E0671ZF	1				

2/77.

LOWER GASKET SET
B907E0208 WE

EA.1.

PLATE Ref: No.	DESCRIPTION	PART No	QUANTITY				REMARKS
			ALL	DOMESTIC	EUROPEAN	FEDERAL	
Not illus	Rear Seal	A907E0631ZD	1				
	Screw, Pozzi, 6 mm x 25	AO75W5089ZC	8				Rear Seal Housing to Block
	Washer, Plain	AO75W4013ZL	8				<i>7/10 AO75W7516F (HEXAGON SOCKET)</i>
EA.10.	Sp ray Shield	A907E0662ZE	1				
EA.11.	Spout, Breather	B907E0626ZE	1				
EA.12.	Bush, Breather Spout	A907E0625ZG	1				
EA.13.	Oil Sump	A907E0700Y	1				<i>A907E0663YD</i>
EA.14.	Gasket, Oil Sump	A907E0630ZK	1				
Not illus	Drain Plug, Sump	AO36R6014ZL	1				
Not illus	Washer, Drain Plug	<i>XO36R6011</i> AO75W4057ZL	1				<i>AO75W4057Z (SSOE)</i>
EA.15.	Tube, Dipstick	B907E0633ZC	1				
EA.16.	Dipstick	C907E0632ZB		1			Prior to Engine number 13277 <i>WHITE</i>
	Dipstick	D907E0632ZJ	1				From Engine number 13277 inc. and <u>ALL</u> Federal <i>RED</i>
EA.17.	Stud	A907E0139ZJ	10)
EA.18.	Bolt	AO75W2027ZK	10)
	Bolt	AO75W2030ZC	4) Sump to Main Bearing Housing
	Washer Plain	AO75W4013ZL	24)
	Nut	AO75W3009ZE	10)

2/77.

EA.2.

PLATE Ref: No.	DESCRIPTION	PART No	QUANTITY			REMARKS
			ALL	DOMESTIC	EUROPEAN	
Not illus.	Engine Mounting Bracket, RH	A079E4001J	1			
	Engine Mounting Bracket, LH	A079E4000J	1			
	Engine Mount Support, RH	C079E4010K	1			
	Engine Mount Support, LH	C079E4009K	1			Up to Unit Nos. 213G, 216G to 239G,
	Mounting Plate, Chassis	A079E4006F	2			241G to 249G, 140H to 143H and
	Housing, Rubber Bush	A079E4007F	2			103J.
	Engine Mounting Rubber	A079E6000F	2			
	Bolt, Engine Mounting	A075W2038ZD	1			
	Engine Mounting Assy, LH	B079E4021F *	1			LH ENGINE CHANGED
	Engine Mounting Assy, RH	B079E4020F	1			CHANGED SEE SB 1980/12
	Adaptor, Engine Mounting, RH	B079E4018K	1			
	Adaptor, Engine Mounting, LH	A079E4030K *	1			Units Nos. 214G, 240G and 250G
	ENGINE MOUNTING BRACKET LH	A079E4001J	1			onwards, 139H and 144H onwards,
	ADAPTOR, ENGINE MOUNTING/CHASSIS LH	A079E4030K	1			104J onwards.
Engine Mounting Rubber	A907E6174F	2			SB 1980/12 FROM 453G, 227G, 228G, 229G, and 352H.	
6.77 Spacer, Engine Mountings	B079E4027F	2			Air Cond. Only	

Esprit
EA 3

PLATE
Ref: No.

DESCRIPTION

PART No

S.1.

S.2.

ALL

QUANTITY

DOMESTIC

R.O.W.

FEDERAL

REMARKS

Heat Shield, engine mounting
Heatshield Assy.
Bracket (Heatshield to Chassis)
Screw M6 x 20
Nut M6
Nut, Nyloc, M6
Washer M6 x 1.5 x 15
Heatshield bracket, bolt on

A079E4043F
A079E4054K
A079E4057K
A075W1030Z
A075W3020Z
A075W3009Z
A075W4015Z
A079E4058

* * 1
* * 1
* * 1
* * 4
* * 2
* * 2
* * 2
* * 1

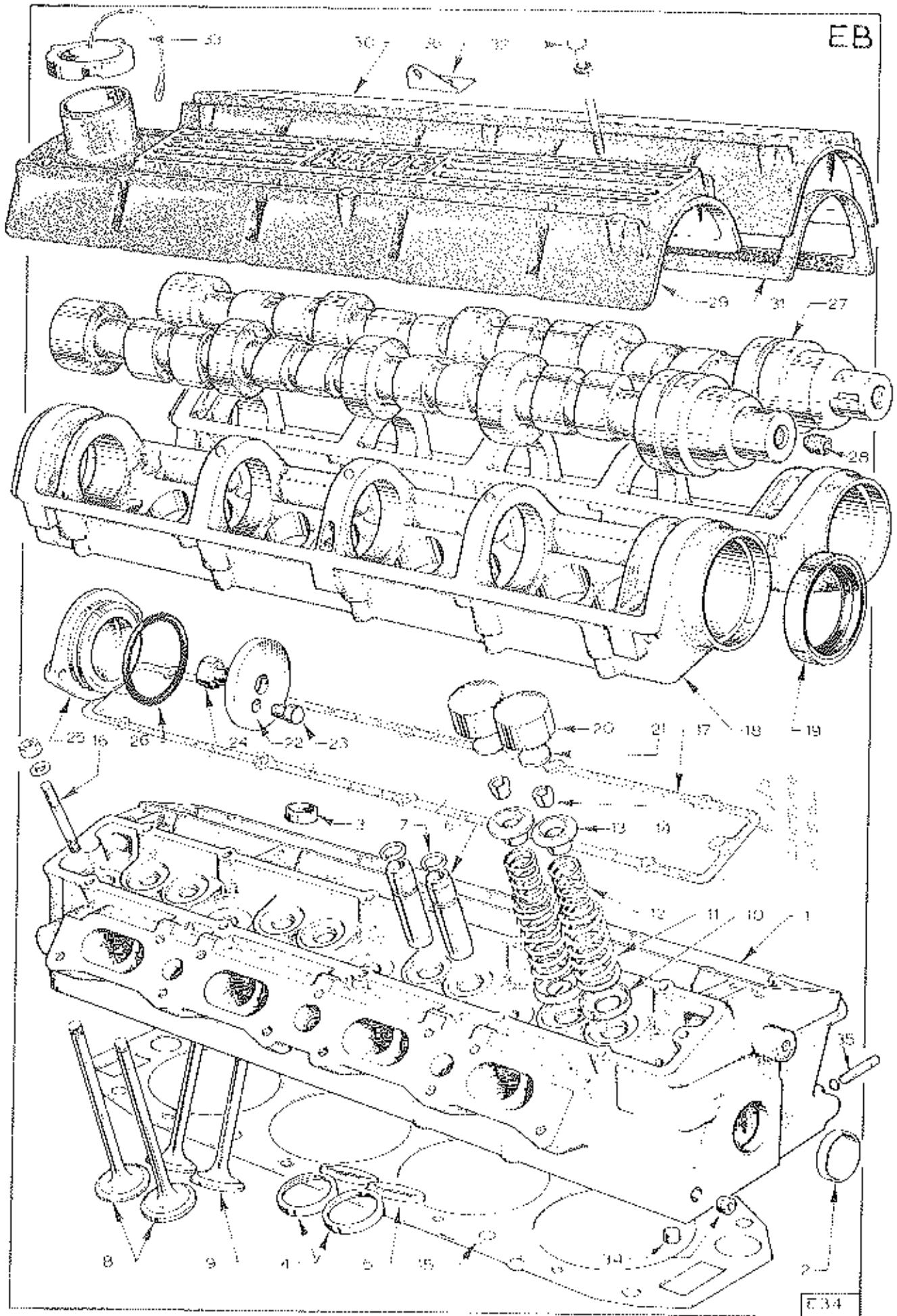
Bulletin 1977/24
R/B A079E4055F (S/B 1978/29)
Comprises heatshield A079E4055F
plus 5 edge clips A079W6188F

Ref. Service Bulletin 1978/29

A079E4054K / SB 78/29

Esprit
EA4

EB



E 34

PLATE Ref. No.	DESCRIPTION	PART No	QUANTITY						REMARKS
			S.1.	S.2.	ALL	DOMESTIC	R. O. W.	FEDERAL	
EB 1	Cylinder Head, Sub Assy	A907E0703SH	*	*		1	1	Also 1974 Fed. without air injection	
	Cylinder Head, Sub Assy	C907E0703S	*	*		1	1	Replaces A907E0703SH, when plug A907E114	
	Pipe, Heater Take-Off	A907E0486ZA	*	*		1	1	blanks heater outlet on inlet manifold	
	Cylinder Head, Sub Assy	B907E0703S	*	*			1		
	Cylinder Head, Sub Assy	D907E0703S	*	*			1	Replaces B907E0703S, when plug A907E6023	
	Pipe, Heater Take-Off	A907E0486ZA	*	*			1	blanks heater outlet on inlet manifold	
EB 2	Cup Plug	A907E6039ZF	*	*	2				
EB 3	Cup Plug	A907E6038ZA	*	*	6				
EB 4	Insert, Valve Seat, Inlet, Standard	B907E0312YJ	*	*	8				
	Insert, Valve Seat, Inlet, +.001"	C907E0312YB	*	*	A/R				
	Insert, Valve Seat, Inlet, +.002"	D907E0312Y	*	*	A/R				
	Insert, Valve Seat, Inlet, +.005"	E907E0312YK	*	*	A/R				
EB 5	Insert, Valve Seat, Exhaust, Standard	B907E0313YC	*	*	8				
	Insert, Valve Seat, Exhaust, +.001"	C907E0313YG	*	*	A/R				
	Insert, Valve Seat, Exhaust, +.002"	D907E0313YL	*	*	A/R				
	Insert, Valve Seat, Exhaust, +.005"	E907E0313YD	*	*	A/R				

Esprit
EB 1.

PLATE Ref: No.	DESCRIPTION	PART No	QUANTITY			DOMESTIC	R.O.W.	FEDERAL	REMARKS
			S.1.	S.2.	ALL				
EB 6	Valve Guide, Standard	B907E0315Y3	*	*	16				
	Valve Guide, +.001"	C907E0315YF	*	*	A/R				
	Valve Guide, +.002"	D907E0315YK	*	*	A/R				
	Valve Guide, +.005"	E907E0315YC	*	*	A/R				
EB 7	Circlip, Valve Guide	A907E6037ZG	*	*	16				
EB 8	Valve, Inlet	B907E0019ZE	*	*	8				
EB 9	Valve, Exhaust	A907E0020ZF	*	*	8				
EB 10	Seat, Valve Spring	A907E0316ZG	*	*	16				
EB 11	Valve Spring, Outer	A907E0022ZE	*	*	16				
EB 12	Valve Spring, Inner	A907E0023ZK	*	*	16				
EB 13	Retainer, Valve Spring	B907E0021ZD	*	*	16				
EB 14	Cotter, Valve Retaining	A907E6040ZL	*	*	32				
EB 15	Gasket, Cylinder Head	B907E0026ZG	*	*	1				
EB 16	Stud, Cam Housing to Head	B907E0227ZD	*	*	20				
	Washer, Plain	A075W4020Z3	*	*	20				
	Nut	A075W3021ZK	*	*	20				
	Roll Pin, Cam Housing	A075W6097ZG	*	*	2				
	"O" Ring, Roll Pin	A907E6202ZL	*	*	2				
	Nut, Head to Block	A075W3025ZH	*	*	10				
	Washer	A907E0031ZF	*	*	10				

PLATE Ref: No.	DESCRIPTION	PART No	QUANTITY						REMARKS
			S.1.	S.2.	ALL	DOMESTIC	R.O.W.	FEDERAL	
EB 18	Camshaft Housing	E907E0302YD	*	*	2				
	Gasket Eliminator, Loctite 504	A907E6257VF	*	*	A/R				
	Stud	E907E1027FG	*	*	2				
	Bracket, Belt Snubber	A907E1107FH	*	*	1				
	Eccentric Adjuster	A907E1108F3	*	*	1				
	Washer	A075W4020ZB	*	*	1				
	Nut, Plain, MB	A075W3021ZK	*	*	1				
EB 19	Seal	A907E6042FL	*	*	2				
EB 20	Tappet	X026E0024ZH	*	*	16				
EB 21	Shims - See Sheet EB 4								
EB 22	Thrust Washer 0.173" to 0.175"	A907E0619ZK	*	*	2			1	
	Thrust Washer 0.175" to 0.177"	A907E0620ZD	*	*	2			1	With Air Pump. (Fed).
	Thrust Washer 0.177" to 0.179"	A907E0621ZJ	*	*	2			1	
	Thrust Washer 0.179" to 0.181"	A907E0622ZC	*	*	2			1	
	Thrust Washer 0.173" to 0.175"	A907E1180F	*	*				1	
	Thrust Washer 0.175" to 0.177"	A907E1181F	*	*				1	With Air Pump. (Fed).
	Thrust Washer 0.177" to 0.179"	A907E1182F	*	*				1	
	Thrust Washer 0.179" to 0.181"	A907E1183F	*	*				1	

Esprit
EB 3.

Plate

Ref No.

SHIMS

EB21

Shim	Part No.	Shim	Part No.	Shim	Part No.	Shim	Part No.	Shim	Part No.
0.060 ins	AO26E6160Z	0.080 ins	AO26E6180Z	0.100 ins	AO26E6200Z	0.120 ins	AO26E6220Z	0.140 ins	AO26E62
0.061 ins	AO26E6161Z	0.081 ins	AO26E6181Z	0.101 ins	AO26E6201Z	0.121 ins	AO26E6221Z	0.141 ins	AO26E62
0.062 ins	AO26E6162Z	0.082 ins	AO26E6182Z	0.102 ins	AO26E6202Z	0.122 ins	AO26E6222Z	0.142 ins	AO26E62
0.063 ins	AO26E6163Z	0.083 ins	AO26E6183Z	0.103 ins	AO26E6203Z	0.123 ins	AO26E6223Z	0.143 ins	AO26E62
0.064 ins	AO26E6164Z	0.084 ins	AO26E6184Z	0.104 ins	AO26E6204Z	0.124 ins	AO26E6224Z	0.144 ins	AO26E62
0.065 ins	AO26E6165Z	0.085 ins	AO26E6185Z	0.105 ins	AO26E6205Z	0.125 ins	AO26E6225Z	0.145 ins	AO26E62
0.066 ins	AO26E6166Z	0.086 ins	AO26E6186Z	0.106 ins	AO26E6206Z	0.126 ins	AO26E6226Z	0.146 ins	AO26E62
0.067 ins	AO26E6167Z	0.087 ins	AO26E6187Z	0.107 ins	AO26E6207Z	0.127 ins	AO26E6227Z	0.147 ins	AO26E62
0.068 ins	AO26E6168Z	0.088 ins	AO26E6188Z	0.108 ins	AO26E6208Z	0.128 ins	AO26E6228Z	0.148 ins	AO26E62
0.069 ins	AO26E6169Z	0.089 ins	AO26E6189Z	0.109 ins	AO26E6209Z	0.129 ins	AO26E6229Z	0.149 ins	AO26E62
0.070 ins	AO26E6170Z	0.090 ins	AO26E6190Z	0.110 ins	AO26E6210Z	0.130 ins	AO26E6230Z	0.150 ins	AO26E62
0.071 ins	AO26E6171Z	0.091 ins	AO26E6191Z	0.111 ins	AO26E6211Z	0.131 ins	AO26E6231Z		
0.072 ins	AO26E6172Z	0.092 ins	AO26E6192Z	0.112 ins	AO26E6212Z	0.132 ins	AO26E6232Z		
0.073 ins	AO26E6173Z	0.093 ins	AO26E6193Z	0.113 ins	AO26E6213Z	0.133 ins	AO26E6233Z		
0.074 ins	AO26E6174Z	0.094 ins	AO26E6194Z	0.114 ins	AO26E6214Z	0.134 ins	AO26E6234Z		
0.075 ins	AO26E6175Z	0.095 ins	AO26E6195Z	0.115 ins	AO26E6215Z	0.135 ins	AO26E6235Z		
0.076 ins	AO26E6176Z	0.096 ins	AO26E6196Z	0.116 ins	AO26E6216Z	0.136 ins	AO26E6236Z		
0.077 ins	AO26E6177Z	0.097 ins	AO26E6197Z	0.117 ins	AO26E6217Z	0.137 ins	AO26E6237Z		
0.078 ins	AO26E6178Z	0.098 ins	AO26E6198Z	0.118 ins	AO26E6218Z	0.138 ins	AO26E6238Z		
0.079 ins	AO26E6179Z	0.099 ins	AO26E6299Z	0.119 ins	AO26E6219Z	0.139 ins	AO26E6239Z		

PLATE Ref: No.	DESCRIPTION	PART No	QUANTITY						REMARKS
			S.1.	S.2.	ALL	DOMESTIC	R.O.W.	FEDERAL	
EB 23	Dowel, Camshaft	A907E0476ZF	*	*		2	2	1	Inlet Camshaft on Federal with Air Pump.
	Dowel, Camshaft	A026E6104ZC	*	*				1	Exhaust Camshaft on Federal with Air Pump
EB 24	Setscrew	A075W1046ZJ	*	*		2	2	1) With Air pump. (Fed).
	Washer, Spring	A075W4037ZK	*	*		2	2	1	
EB 25	Rear Cover	A907E0090YL	*	*		2	2	1	
	Rear Cover	B907E1179F	*	*				1) With Air Pump. (Fed).
	Oil Seal, Rear Camshaft Drive	A907E6288F	*	*				1	
EB 26	"O" Ring	A907E6027ZA	*	*		2	2	1	Inlet Camshaft on Federal with Air Pump.
	"O" Ring, Rear Camshaft Drive	A907E6289F	*	*				1	Exhaust Camshaft on Federal with Air Pump
	Screw	A075W1029ZA	*	*	4				
	Washer, Plain	A075W4013ZL	*	*	4				
EB 27	Camshaft "C" Type	F907E0101G	*	*	2				No Grooves.
	Camshaft "E" Type	J907E0103G	*	*		2	2		2 Grooves.
	Spindle, Rear Camshaft Drive	B907E1177F	*	*				1	
	Hub, Rear Camshaft Drive	A907E1176F	*	*				1	With Air Pump.
	Nut, Locking, M8	A075W3035ZC	*	*				1	Hub to Spindle
	Washer, Plain	A075W4020ZB	*	*				1	Hub to Spindle

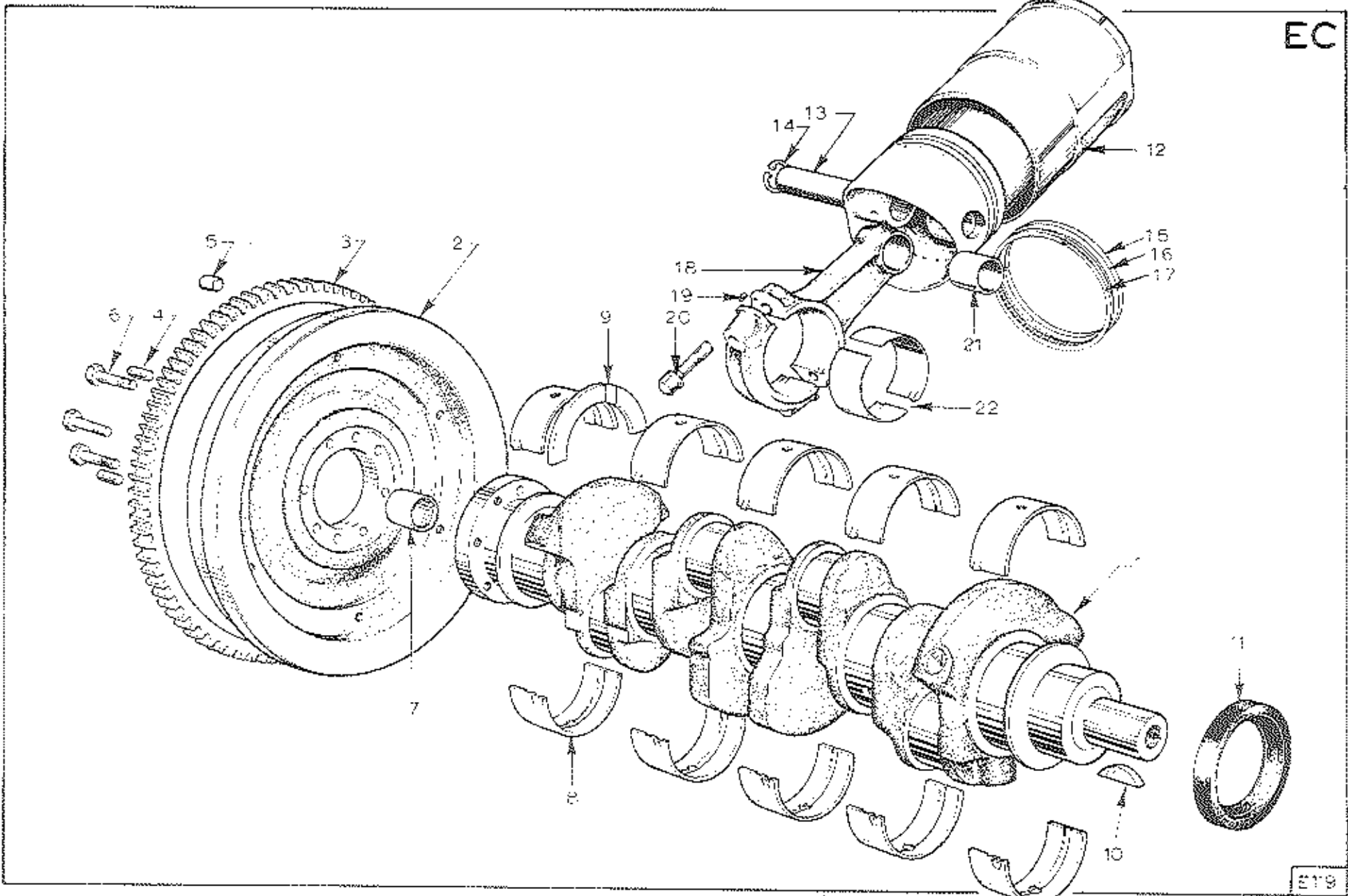
Esprit
EB 5.

PLATE Ref: No.	DESCRIPTION	PART No	QUANTITY						REMARKS	
			S.1.	S.2.	ALL	DOMESTIC	R.O.W.	FEDERAL		
	Pulley, Rear Camshaft Drive	A907E6290F	*	*					1	
	Washer Spring	A075W4036ZL	*	*					4	Pulley to Hub Federal fitted with Pulley to Hub Air Pump.
	Set Screws, M8 x 12	A075W1035ZJ	*	*					4	
	"V" Belt, Air Pump Drive	A907E6292F	*	*					1	
EB 28	Grub Screw	A907E6069ZB	*	*	2					
EB 29	Cam Cover, Inlet	C907E0300YH	*	*	1					
EB 30	Cam Cover, Exhaust	B907E0301YJ	*	*	1					
EB 31	Gasket, Cam Cover	B907E0001ZC	*	*	2					
	Silastic, RTV	A036E6038V	*	*	A/R					
EB 32	Bolt	A075W2099ZG	*	*	12					
	Washer, Seloc	A074E6099ZL	*	*	12					
EB 33	Filler Cap	A026E0415WJ	*	*	1					
	Gasket, Filler Cap	A026E0325ZH	*	*	1					
EB 34	Plug	A907E6023ZC	*	*	2					1/8" BSP
EB 35	Stud, Water Inlet Pipe	A907E6202ZL	*	*	1					
EB 36	Bracket, Throttle Cable	A907E0516ZK	*	*	1					
	Decoke Gasket Set	B907E0807WL	*	*		A/R	A/R			Dellorto Carbs
	Decoke Gasket Set	C907E0807W	*	*				A/R		Zenith Carbs
	For Studs, Manifold Retaining, See:- EH for Inlet & SA for exhaust									

12.79

Esprit
EB 6.

EC



BT9

PLATE Ref: No.	DESCRIPTION	PART No	QUANTITY						REMARKS
			S.1.	S.2.	ALL	DOMESTIC	R.O.W.	FEDERAL	
EC 1	Crankshaft	A907E0896J	*			1			Up to Engine No. 13276 Inc. - Ensure Spigot Bearing A907E6319F is fitted.
	Crankshaft, (Cross-Drilled)	A907E0897J	*	*	1				From Engine No. 13277 Inc. and <u>all</u> Federal.
EC 2	Flywheel	A907E0699K	*	*	1				
EC 3	Ring Gear	A907E6018ZL	*	*	1				
EC 4	Dowel, Flywheel/Clutch	A907E6084ZL	*	*	3				
EC 5	Dowel, Crankshaft/Flywheel	A907E6015ZG	*	*	2				
EC 6	Bolt, Flywheel	A907E6020ZK	*	*	1				
EC 7	Spigot Bearing	A907E6049ZA	*	*	1				Replaced by A907E6319F, Bulletin 1978/07 See Bulletin 1978/07
	Spigot Bearing	A907E6319F	*	*	1				
	Spigot Bearing Thrust Washer	A079F4029F	*	*	1				
EC 8	Main Bearing Shell, Standard I/D	A907E0336ZH	*	*	10				O/D Standard - 5 off with Cross Drilled Crank. <i>IN BLACK (EROSION/HOLE)</i>
	X Main Bearing Shell, Standard I/D	A907E1170F	*	*	5				O/D Standard - use with Cross Drilled Crank
	Main Bearing Shell 0.010" U/S I/D	A907E0538ZK	*	*	10				<i>PLAIN IN PAIR</i> O/D Standard - 5 off with Cross Drilled Crank
	X Main Bearing Shell, 0.010" U/S I/D	A907E1172F	*	*	5				O/D Standard - use with Cross Drilled Crank
	Main Bearing Shell, 0.020" U/S I/D	A907E0539ZD	*	*	10				O/D Standard - 5 off with Cross Drilled Crank
	X Main Bearing Shell, 0.020" U/S I/D	A907E1173F	*	*	5				O/D Standard - use with Cross Drilled Crank.
	<i>PLAIN BEARING +15 O/D - STD</i>	<i>A907E1171</i>	<i>5</i>						<i>X DRILLED CRANK ONLY</i> <i>ET: 439E</i>

*X Brg Stamped
6112
Plain*

06.79

Esprit

EC 1

*Brg Stamped
5946 0045*

PLATE Ref. No.	DESCRIPTION	PART No	QUANTITY						REMARKS
			S.1.	S.2.	ALL	DOMESTIC	R.O.W.	FEDERAL	
	Main Bearing Shell, Standard I/D	A907E0675ZD	*	*	10				O/D + 0.015" - up to Eng. No. 13276 Inc.
	Main Bearing Shell, Standard I/D	A907E0675ZD	*	*	5				O/D + 0.015" - from Eng. No. 13277 Inc.
	Main Bearing Shell, Standard I/D	A907E1171F	*	*	5				O/D + 0.015" - from Eng. No. 13277 Inc.
	Main Bearing Shell, 0.010" U/S I/D	B907E0675ZH	*	*	10				O/D + 0.015" - up to Eng. No. 13276 Inc.
	Main Bearing Shell, 0.020" U/S I/D	C907E0675ZA	*	*	10				O/D + 0.015" - up to Eng. No. 13276 Inc.
EC 9	Thrust washer, Standard	A907E1000ZB	*	*	2				
	Thrust washer, +0.0025"	A907E1001ZG	*	*	A/R				
	Thrust washer, +0.005"	A907E1002ZA	*	*	A/R				
	Thrust washer, +0.0075"	A907E1003ZF	*	*	A/R				
	Thrust washer, +0.010"	A907E1004ZL	*	*	A/R				
EC 10	Woodruff Key	A907E6016ZA	*	*	1				Pulley to Crankshaft.
EC 11	Oil Seal	A907E6010ZD	*	*	1				
EC 12	Piston and Liner Assy.	A907E0777WJ	*	*		4	4		High Compression } Includes Items Low Compression } EC13 to EC17, Inc.
	Piston and Liner Assy.	A907E0778WC	*	*				4	
EC 13	Gudgeon Pin	B907E0405Z	*	*	4				
EC 14	Circlip	A907E6022Z	*	*	4				

Esprit
EC 2

PLATE Ref: No.	DESCRIPTION	PART No	QUANTITY						REMARKS
			S.1.	S.2.	ALL	DOMESTIC	R.O.W.	FEDERAL	
EC 15	Compression ring, top	A907E0401YA	*	*	4				
EC 16	Compression ring, Second	A907E0402YF	*	*	4				
EC 17	Oil Control Ring	A907E0404ZB	*	*	4				
EC 18	Con Rod Assy.	B907E0714Z	*	*	4				Includes Items EC 19 to EC 21, Inc.
EC 19	Dowel	A907E0339ZA	*	*	8				
EC 20	Bolt	A907E0344ZD	*	*	8				
EC 21	Bush	A907E0357ZC	*	*	4				
EC 22	Bearing Shell, Standard	A907E0342ZE	*	*	8				
	Bearing Shell, 0.010 U/S	A907E0540ZJ	*	*	A/R				<i>Big stamped 5355</i>
	Bearing Shell, 0.020 U/S	A907E0541ZC	*	*	A/R				
Not illus.	"V" Pulley, Crankshaft, Single	A907E1191F	*	*		1	1		Heater Cars.
Not illus.	"V" Pulley, Crankshaft, Twin	A907E1192F	*	*				1	Heater Cars.
Not illus.	"V" Pulley, Crankshaft, Triple	A907E1193F	*	*	1				Air Cond. Cars.
Not illus.	Washer, Plain	B907E1106FG	*	*	1				
Not illus.	Washer, Spring	A075W4038ZD	*	*	1				
Not illus.	Screw, 1/2" UNF x 1 1/2"	A075W1020ZL	*	*	1				

Esprit
EC 3

ED

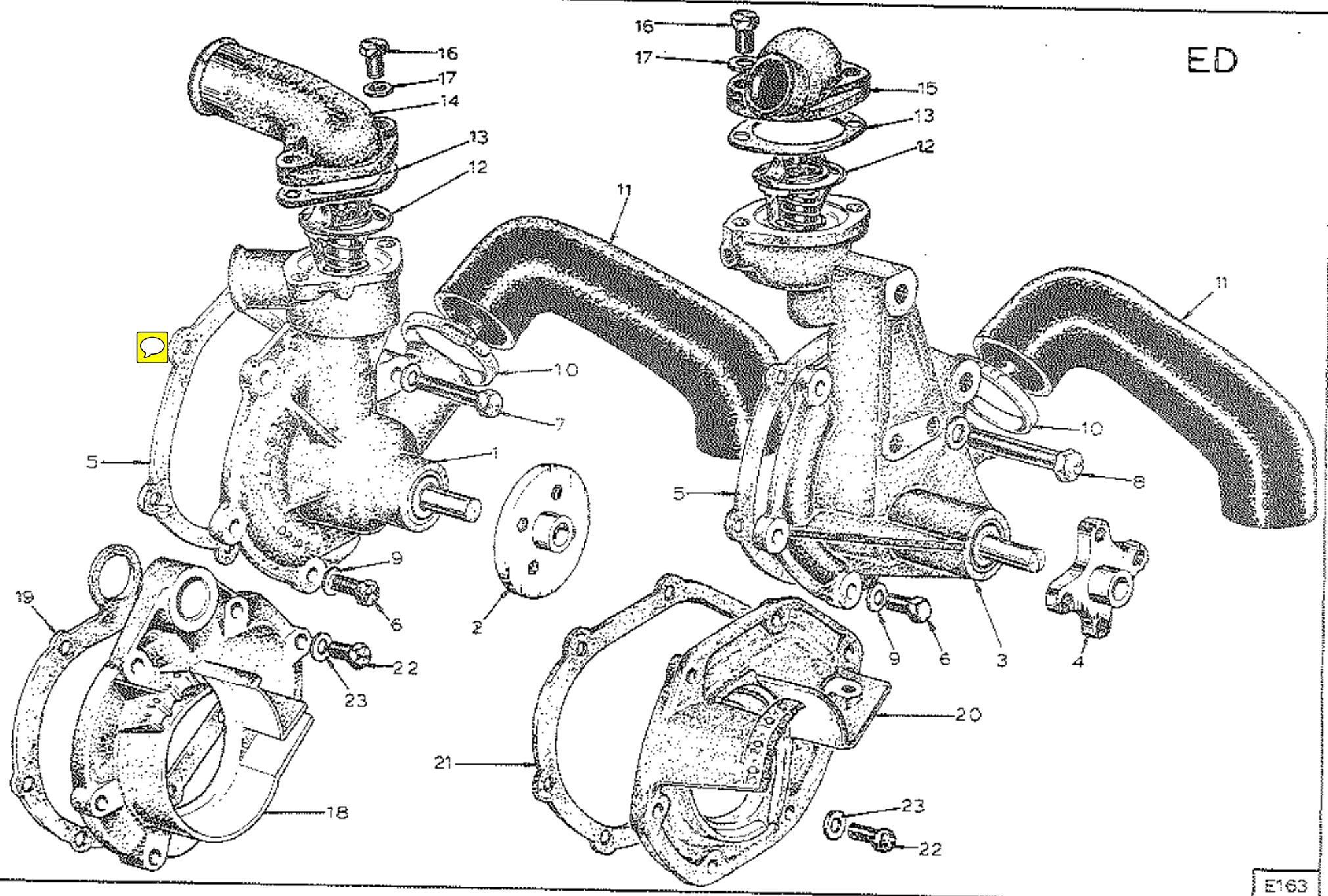


PLATE Ref: No.	DESCRIPTION	PART No	QUANTITY						REMARKS
			S.1.	S.2.	ALL	DOMESTIC	R.O.W.	FEDERAL	
ED 1	Water Pump Assy.	D907E0743J	*	*		1	1	Replaces C907E0743WA when temp. transmitter is fitted. Heater Cars, except Eng. Nos. 13042 to 13047, 13049 to 13066, 13068, 13070, 13071, 13076, 13077, 13079 to 13082, 13084 to 13087, 13089, 13091, 13092, to 13096, 13278 to 13519, Inc. Which use pump A907E0878J with hub A907E6096ZE & 'V' Pulley A907E6095ZL.	
ED 2	Hub	A907E6096ZE	*	*		1	1	Air Cond. Cars.	
ED 3	Water Pump Assy.	C907E0878J	*	*		1	1		
ED 4	Hub	A907E6295Z	*	*		1	1		
ED 3	Water Pump Assy.	C907E0878J	*	*					
ED 4	Hub	A907E6295Z	*	*					
ED 5	Gasket	A907E0246Z	*	*	1				
ED 6	Bolt, M6 x 25	A075W2027ZK	*	*	4				
ED 7	Bolt, M6 x 65	A075W2037ZF	*	*		1	1		
ED 8	Bolt, M6 x 75	A075W2036Z	*	*	1				
ED 9	Washer, Plain	A075W4013ZL	*	*	5				
Not illus.	"V" Pulley, Water Pump	A907E6095ZL	*	*		1	1	Heater Cars (Pump D907E0743J).	
Not illus.	"V" Pulley, Water Pump	A907E6294F	*	*		1	1	Air Cond. Cars (Pump C907E0878J).	
Not illus.	"V" Pulley, Water Pump	A907E6294F	*	*					

PLATE Ref. No.	DESCRIPTION	PART No	QUANTITY						REMARKS
			S.1.	S.2.	ALL	DOMESTIC	R.O.W.	FEDERAL	
Not illus.	Screw	A075W1007ZA	*	*	4				
Not illus.	Washer, Spring	A075W4035ZL	*	*	4				
Not illus.	Washer, Plain	A075W4013ZL	*	*	4				
ED 11	Hose, Water Inlet	A079K4043F	*	*	1				Replaces A907E0686Y & B907E0487ZK.
ED 10	Clip, Hose	A079K6019F	*	*	1				
ED 12	Thermostat, 82°	A907E6046ZH	*	*	1				
ED 12	Thermostat, 74°	A075K0121F	*	*	1				For use in High Ambient Temperatures only, See Bulletin 1977/26.
ED 13	Gasket	A026E6102ZD	*	*	1				
ED 14	Pipe, Water Outlet	A907E0698Z	*	*		1			Heater Cars (Pump D907E0743J).
ED 15	Pipe, Water Outlet	A907E1188F	*	*		1			
ED 15	Pipe, Water Outlet	A907E1188F	*	*					Heater & Air Cond. Cars (Pump C907E0878J).
ED 16	Screw	A075W1039ZG	*	*	2				
ED 17	Washer, Plain	A075W4020ZB	*	*	2				
Not illus.	Hose, Pump to Inlet Manifold	B907E0279ZL	*	*		1			Use with Pump D907E0743J.
Not illus.	Hose, Pump to Inlet	A907E1319F	*	*		1			
Not illus.	Hose, Pump to Inlet Manifold	A907E1065FE	*	*					Use with Pump C907E0878J.

06.79

Esprit
ED 2.

PLATE Ref: No.	DESCRIPTION	PART No	QUANTITY						REMARKS
			S.1.	S.2.	ALL	DOMESTIC	R.O.W.	FEDERAL	
ED 18	Front Cover	D907E0603Y	*		1				Use with Manual Belt Tensioner.
ED 19	Gasket, Front Cover	A907E0245ZB	*		1				
ED 20	Front Cover	A907E1230F	*	*	1				Use with Auto Belt Tensioner.
ED 21	Gasket, Front Cover	A907E0245ZB	*	*	1				Remove "O"
ED 22	Bolt	A075W2027ZK	*	*	7				
ED 23	Washer, Plain	A075W4013ZL	*	*	7				
	"V" Belt, Alternator/Water Pump	C907E0529Z	*	*		1	1		Except engines fitted with Water Pump C907E0878J and two "V" Belts.
	"V" Belt, Water Pump	A907E6270F	*	*		1	1		} Engines fitted with Water Pump C907E0878J on Heater Cars.
	"V" Belt, Alternator	A907E6315F	*	*		1	1		
	"V" Belt, Water Pump	A907E6270F		*		1	1		} Engines fitted with Water Pump C907E0878J on A/C Cars
	"V" Belt, Alternator	A907E6332F		*		1	1		
	"V" Belt, Water Pump	A907E6296F	*	*		1	1	1	<i>WITH A/C</i>
	"V" Belt, Alternator	A907E6315F	*	*				1	Heater Cars.
	"V" Belt, Alternator	A907E6332F		*				1	Air Cond. Cars.
	"V" Belt, Air Pump	A907E6292F	*	*				1	
	"V" Belt, Compressor, Air Cond.	A907E6333F		*					
	<u>Crankshaft "V" Pulleys are in Section EC.</u>								

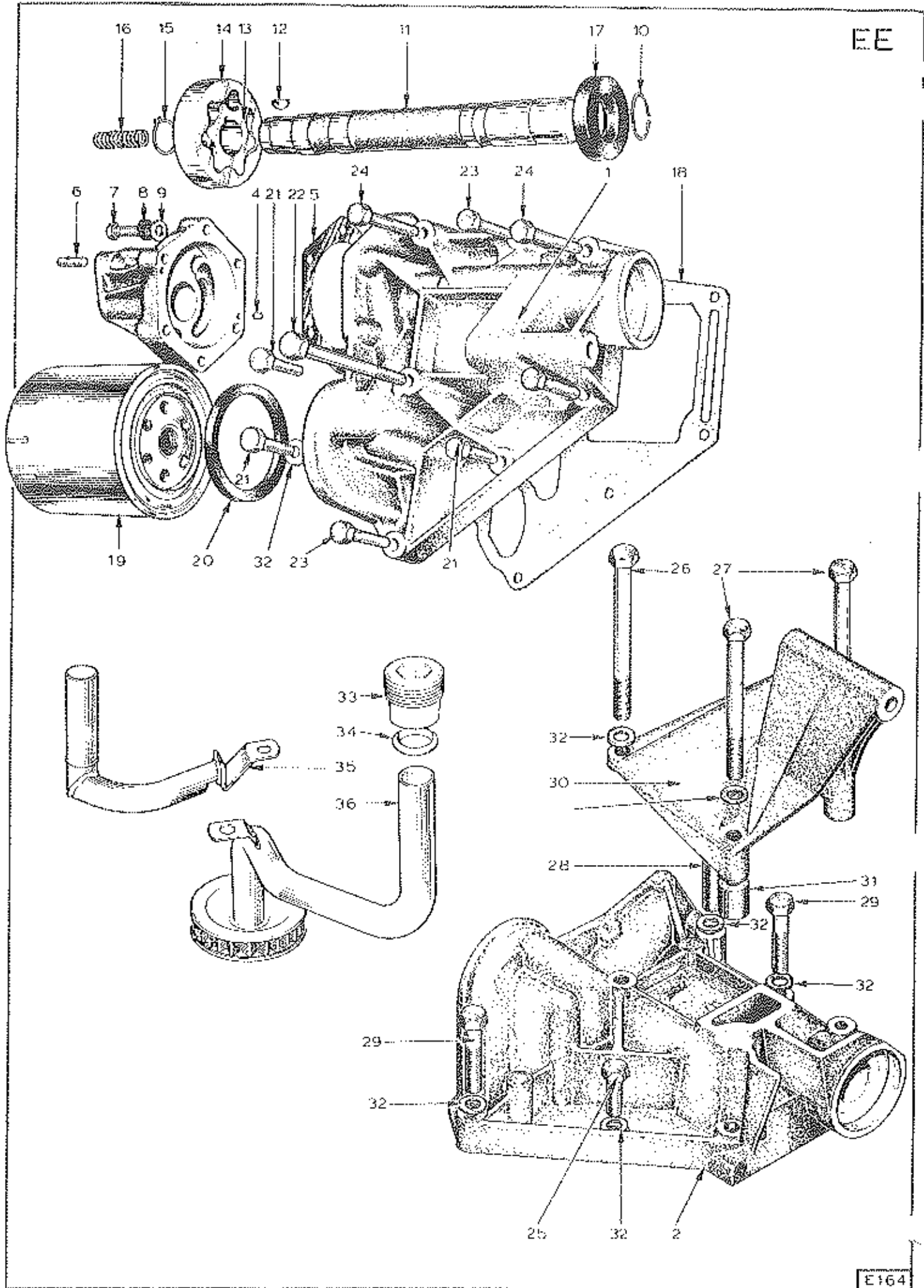


PLATE Ref: No.	DESCRIPTION	PART No	QUANTITY						REMARKS
			S.1.	S.2.	ALL	DOMESTIC	R.O.W.	FEDERAL	
	Auxiliary Housing & Oil Pump Assy.	D907E0747WC	*	*	1				
	Auxiliary Housing & Oil Pump Assy.	A907E0859F.	*	*	1				Adaptable type, Separate Alt. Bracket.
EE 1	Auxiliary Housing & Oil Pump Assy.	E907E0437F	*	*	1				
EE 2	Auxiliary Housing	A907E1092H	*	*	1				Adaptable type, Separate Alt. Bracket.
EE 3	Oil Pump Housing	E907E0803W	*	*	1				includes Relief Valve. <i>E WITH MODIFIED</i>
EE 4	Dowel	A907E0530ZC	*	*	2				<i>RELIEF VALVE AND IDENTIFICATION</i>
EE 5	Gasket, Pump to Housing	A907E0474Z	*	*	1				<i>GREVE</i>
EE 6	Stud, Distributor Clamp	A907E0503ZL	*	*	1				
EE 7	Bolt, Pump to Housing	A075W2028ZD	*	*	6				
EE 8	Washer, Spring	A075W4035ZL	*	*	6				
EE 9	Washer, Plain	A075W4013ZL	*	*	6				
	Shaft and Rotor Assy.	A907E0785WE	*	*	1				Comprises Items EE10 to EE13, Inc.
EE 10	Circlip-	A907E6101ZK	*	*	1				
EE 11	Jackshaft	B907E0291Z	*	*	1				
EE 12	Woodruff Key	A907E6001ZC	*	*	1				
EE 13	Rotor	A907E0472YD	*	*	1				R/B A910E2659S
EE 14	Annulus	A907E0473YJ	*	*	1				R/B A910E2659S
EE 15	Circlip-	A907E6067ZC	*	*	1				

PLATE Ref: No.	DESCRIPTION	PART No	QUANTITY			DOMESTIC	R.O.W.	FEDERAL	REMARKS
			S.1.	S.2.	ALL				
EE 16	Spring	A907E0192ZK	*	*	1				
EE 17	Oil Seal	A907E6064ZK	*	*	1				
Not Illus.	Adaptor, Oil Filter	A907E0249ZL	*	*	1				
EE 18	Gasket, Aux. Housing	B907E442ZE	*	*	1				
EE 19	Oil Filter	A907E6000WH	*	*	1				
EE 20	Sealing Ring, Square Section	A907E6167F	*	*	1				
EE 21	Screw, Housing to Block, M8 x 25	A075W1039ZG	*	*	3				
EE 22	Bolt, Housing to Block, M8 x 90	A075W2048ZE	*	*	1				
EE 23	Bolt, Housing to Block M8 x 40	A075W2039ZD	*	*	3			Aux. Hsg. & Oil Pump Assy. D907E0747WC.	
EE 24	Bolt, Housing to Block M8 x 60	A075W2043ZB	*	*	2				
EE 25	Screw, Housing to Block, M8 x 25	A075W1039ZG	*	*	3				
EE 26	Bolt, Housing/Brkt. to Block, M8 x 100	A075W2049ZK	*	*	1			Aux. Hsg. & Oil Pump Assy. A907E0859F.	
EE 27	Bolt, Housing/Brkt. to Block, M8 x 90	A075W2048ZE	*	*	2				
EE 28	Bolt, Housing to Block, M8 x 60	A075W2043ZB	*	*	1				
EE 29	Bolt, Housing to Block, M8 x 40	A075W2039ZD	*	*	2				
EE 30	Alternator Mounting Bracket	A907E1120F	*	*	1				
EE 31	Spacer	A907E1094F	*	*	1				
EE 32	Washer, Plain	A075W4020ZB	*	*	9				

PLATE Ref: No.	DESCRIPTION	PART No	QUANTITY						REMARKS
			S.1.	S.2.	ALL	DOMESTIC	R.O.W.	FEDERAL	
EE 33	Union	A907E0605ZF	*	*	1				
EE 34	Olive, Compression	A907E0606ZL	*	*	1				
EE 35	Vent Pipe	A907E0637ZA	*	*	1				
EE 36	Pipe, Oil Pick-up	A907E0624ZB	*	*	1				
Not illus	Jackshaft Snubber, Toothed Belt.	A907E1140F	*	*	1				
" "	SPACER WASHER (JACKSHAFT SNUBBER-TENSIONER)	A907E1139F	#	#	2				6.3mm thick

Esprit
EE 3.

EF

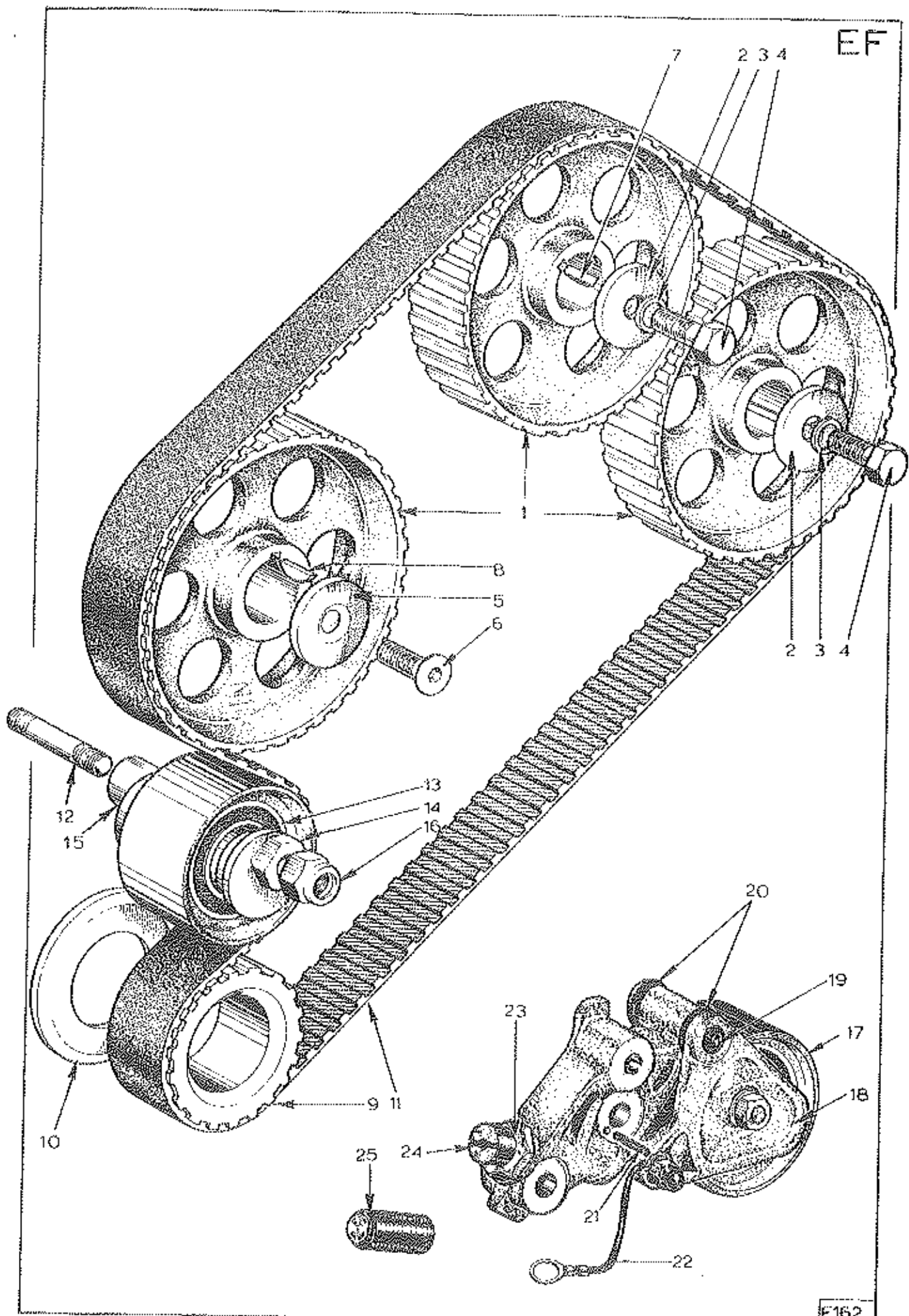


PLATE Ref: No.	DESCRIPTION	PART No	QUANTITY						REMARKS
			S.1.	S.2.	ALL	DOMESTIC	R.O.W.	FEDERAL	
EF 1	Toothed Pulley	H907E0309Y	*	*	3				100/110 Valve Timing, Red Dot 110, Blue-Dot 100
	Toothed Pulley	J907E0309Y	*	*		3	3		102½/102½ Valve Timing, Yellow Dots.
EF 2	Washer, Plain	A907E6026ZG	*	*	2				
EF 3	Washer, Spring	A075W4037ZK	*	*	2				
EF 4	Bolt	A075W2051ZJ	*	*	2				
EF 5	Washer, Special	A907E0576ZB	*	*	1				
EF 6	Screw	A075W7018ZE	*	*	1				
EF 7	Woodruff Key, Camshaft Pulley	A907E6025ZB	*	*	2				
EF 8	Woodruff Key, Jackshaft Pulley	A907E6025ZB	*	*	1				
EF 9	Toothed Pulley, Crankshaft	D907E0095ZH	*	*	1				
EF 10	Flange	A907E0096ZA	*	*	1				
EF 11	Toothed Belt, 133 Teeth	A907E0191ZE	*	*	1				
EF 12	Stud, Belt Tensioner	B907EC504ZJ	*	*	1				On cars fitted with Heater.
	Bolt, Belt Tensioner	A075W2058ZL	*	*	1				2 on Air Cond. Cars.
EF 13	Pulley/Bearing	A907E6249FA	*		1				
EF 14	Hub, Eccentric	A907E0684FB	*		1				
EF 15	Eccentric Spindle	A907E0639ZL	*		1				

Esprit
EF 1

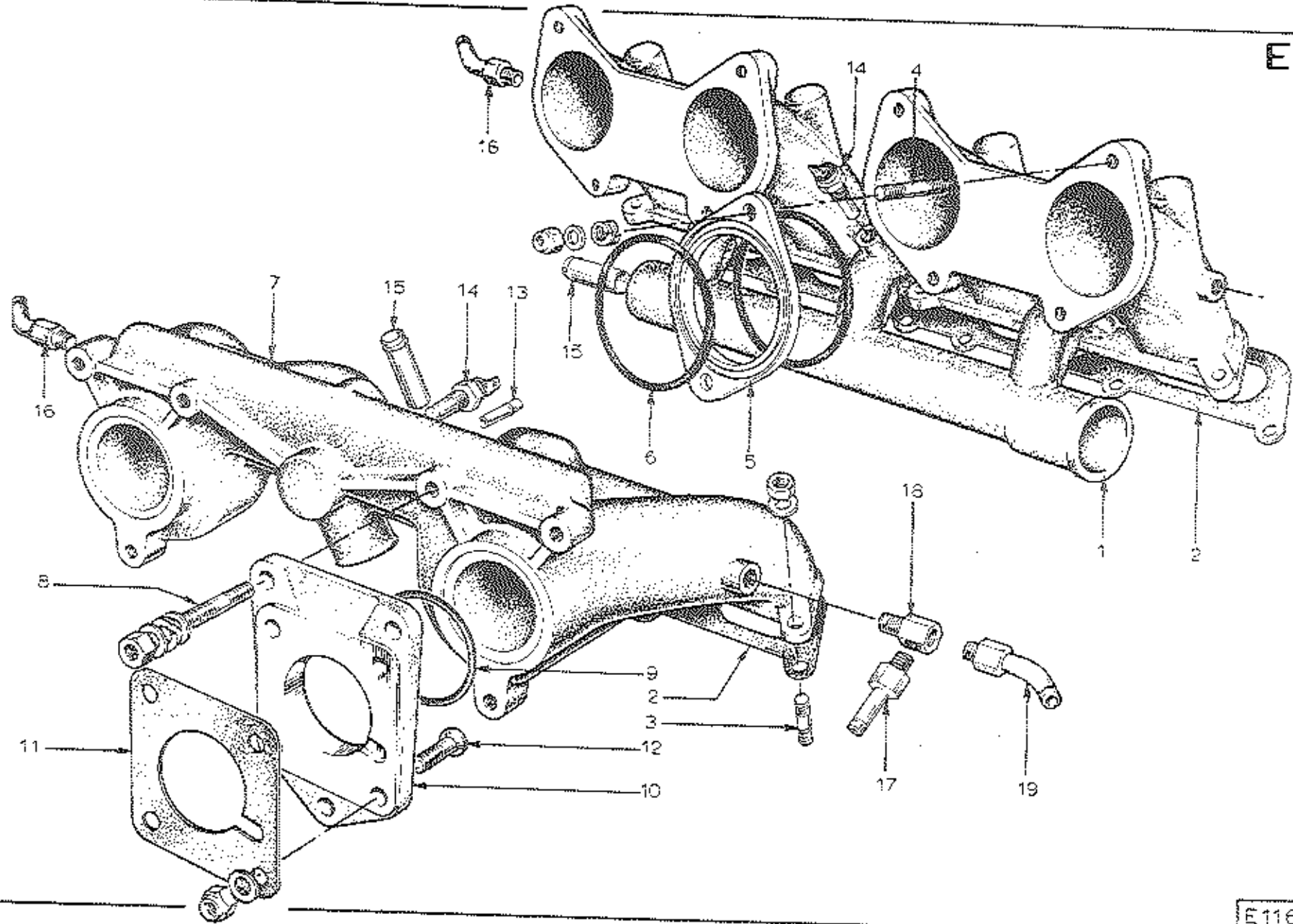
PLATE Ref. No.	DESCRIPTION	PART No	QUANTITY						REMARKS
			S.1.	S.2.	ALL	DOMESTIC	R.O.W.	FEDERAL	
	Washer Plain	A075W4024ZL	*	*	2				
EF 16	Nut	A075W3011ZD	*	*	1				Heater Cars Only
	Automatic Tensioner Assy.	A907E0893K	*	*	1				Heater Cars (Screw Adj)
	Automatic Tensioner Assy.	B907E0893K	*	*	1				Air Cond. Cars (Hexagon Adj.)
EF 17	Pulley/Bearing	<i>(A907E5913K) Et. 6046</i> A907E6249FA	*	*	1				
EF 18	Yoke, Front	B907E1141F	*	*	1				Use only shouldered bushes B907E1163F with these yokes which replace those with "A" Prefix.
	Yoke, Rear	B907E1142F	*	*	1				
EF 19	Bush, Shouldered	B907E1163F	*	*	2				Use only with "B" Prefix Yokes.
EF 20	Rubber Washer	A907E1148F	*	*	2				
EF 21	Locking Pin	A907E1195F	*	*	1				4mm Dia.
EF 22	Earth Strap	A075MC329F	*	*	1				
EF 23	Locknut	A907E1149F	*	*	1				
EF 24	Spring Seat (Screw Adjuster)	B907E1146F	*	*	1				Heater Cars.
EF 25	Spring Seat (Hexagon Adjuster)	A907E1269F	*	*	1				Air Cond. Cars
Not illus.	Piston, Nylatron	A907E1245F	*	*	1				

Esprit
EF 2

PLATE Ref. No.	DESCRIPTION	PART No	QUANTITY				REMARKS
			ALL	DOMESTIC	EUROPEAN	FEDERAL	

- SECTION EG NOT ISSUED -

EH

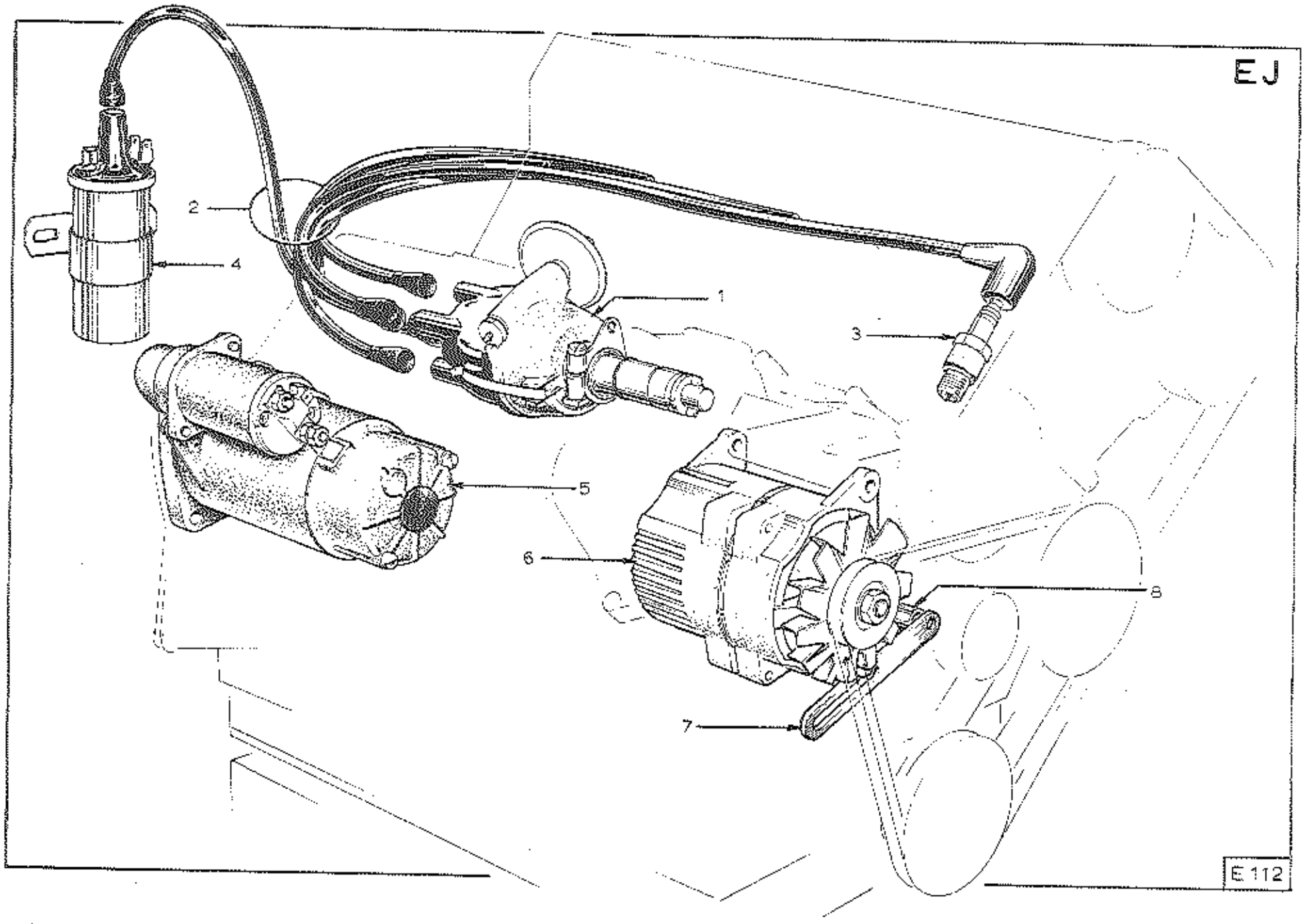


E116

PLATE Ref: No.	DESCRIPTION	PART No	QUANTITY				REMARKS
			ALL	DOMESTIC	EUROPEAN	FEDERAL	
EH 1	Inlet Manifold	B907E0123Y			1		Delior to Carbs.
EH 2	Gasket	A907E0204Z	1				
EH 3	Stud, 8mm x 1.46"	A907E1027Z	9)
	Washer	A075W4020Z	9) Manifold to Head
	Nut	A075W3021Z	9)
EH 4	Stud	B907E0130Z		8	8		Manifold to Carbs.
EH 5	Spacer	B907E0129Z		4	4		
EH 6	'O' Ring	A907E6027Z		8	8)
	Rubber Spring	B036E0470Z		8	8)
	Cup Washer	C036E0471Z		16	16) Carbs to Manifold Securing
	Nut	A075W3010Z		8	8)
EH 7	Inlet Manifold	C907E0250Y				1	Zenith 'CD' Carbs.
EH 8	Stud	A907E0520Z				6	Adaptor Flange to Manifold
EH 9	'O' Ring	A026S0086A				2	
EH 10	Adaptor Flange	B026S0009Y				2	
	Rubber Spring	B036E0470Z				6)
	Cup Washer	C036E0471Z				6) Flange to Manifold
	Nut	A075W3010Z				6)

PLATE Ref: No.	DESCRIPTION	PART No	QUANTITY				REMARKS
			ALL	DOMESTIC	EUROPEAN	FEDERAL	
EH 11	Gasket	X026S0107Z				2	Flange to Carbs.
EH 12	Stud	B036S0170Z				8) Carbs. to Adaptor Flange
	Washer, Plain	A075W4020Z				8	
	Nut	A075W3002Z				8	
EH 13	Tube, Vacuum Take-off	A907E0547Z				1	To Carb. Air Control Valve and Dist.
EH 14	Temperature Transmitter	A050M6136W	1				
EH 16	Angled Union, Vacuum	A074E0367Z	1				
EH 17	Union, Vacuum	A026E0367Z	1				

EJ



E 112

PLATE Ref. No.	DESCRIPTION	PART No	QUANTITY						REMARKS
			S.1.	S.2.	ALL	DOMESTIC	R.O.W.	FEDERAL	
EJ 1	Distributor	C907E0809WC	*	*		1	1		Type 23D, Replaced by E907E0809F
	Distributor	E907E0809F	*	*		1	1		Type 43D, See Bulletin 1978/17.
	Distributor	A907E0901J	*	*		1	1		'Luminition' Electronic Ignition Cars.
	Distributor	A907E0855FC	*	*				1	Type 25D, Replaced by B907E0855F
	Distributor	B907E0855F	*	*				1	Type 45D, See Bulletin 1978/17.
	Distributor	A907E0900J	*	*				1	'Luminition', Electronic Ignition Cars.
Not illus.	I.R. Sensor/Interrupter Kit	A907E6331F		*	1				'Luminition', Electronic Ignition Cars.
Not illus.	Ignition Control Unit	A075M0335F		*	1				'Luminition', Electronic Ignition Cars.
Not illus.	Rotor Arm/Speed Limiter	A907E6205ZD	*	*	1				For types 23D and 25D Distributors
Not illus.	Contact Set	A907E6206ZJ	*	*	1				
Not illus.	Condenser	A907E6207ZC	*	*	1				For types 43D and 45D Distributors.
Not illus.	Rotor Arm/Speed limiter	A907E6330F	*	*	1				
Not illus.	Contact Set	A907E6327F	*	*	1				Imprised 2907E6329H Et:634E - ROMAN BLUE
Not illus.	Condenser	A907E6328F	*	*	1				
Not illus.	Distributor Cap	A907E6329F	*	*	1				Distributor Clamp to Engine.
Not illus.	Washer, Plain	A075W4013ZL	*	*	1				
Not illus.	Nut, Nylon	A075W3009ZE	*	*	1				If fitted.
Not illus.	Distributor Extension Lead	A075M0275ZD	*	*	1				
Not illus.	Seal, Distributor/Oil Pump	A907E6251HC	*	*	1				Esprit

PLATE Ref: No.	DESCRIPTION	PART No	QUANTITY						REMARKS
			S.1.	S.2.	ALL	DOMESTIC	R.O.W.	FEDERAL	
EJ 2	Ignition Harness	B907E0740WD	*	*	1				Up to engine no. 15682 Inc.
	Ignition Harness, NGK	C907E0740F		*	1				From engine no. 15683, Inc.
EJ 3	Sparking Plug, NGK, BP6ES	A907E6317F	*	*		4	4		Replaces N8Y } Up to engine No. Replaces N9Y } 15682, Inc.) From engine No. 15683 Inc. <u>Must only</u> <u>be used with NGK Ignition Harness</u> <u>C907E0740F.</u>
	Sparking Plug, NGK, BP5ES	A907E6316F	*	*				4	
	Sparking Plug, NGK, BPR6ES	B907E6317F	*	*		4	4		
	Sparking Plug, NGK, BPR5ES	B907E6316F	*	*				4	
EJ 4	H.T. Coil	A075M6117WG	*	*	1				
Not illus.	H.T. Coil Earth Lead	A079M4056F		*	1				
Not illus.	Rubber Boot, H.T. Coil	A079M6050F	*	*	1				
EJ 5	Starter Motor	B907E6179WC	*	*	1				<i>LARGE</i> <i>ALL EJ = 587E (3M-100)</i> <i>SMALL 5M-90 (25278F)</i> Replaced by B907E6179WC.
	Starter Motor	A907E6263FE	*	*	1				
Not illus.	Rubber Boot, Starter Solenoid Term	A075M6174F	*	*	1				
EJ 6	Alternator & Pulley Assy.	A907E6219ZH	*	*	1	1	1		Lucas 18ACR
	Terminal Cover	A907E6220Z	*	*	1	1	1		
	Alternator & Pulley Assy.	A907E6267F	*	*	1	1	1		Motorola 55 Amp. (9ARR5451K) Heater cars only.
	Alternator & Pulley Assy.	A907E6267F	*	*	1	1	1		
	Jumper Loom, 55 Amp Alt.	A079M4059F	*	*	1	1	1		

06.79

Esprit
EJ 2

PLATE Ref. No.	DESCRIPTION	PART No	QUANTITY						REMARKS
			S.1.	S.2.	ALL	DOMESTIC	R.O.W.	FEDERAL	
	Alternator & Pulley Assy.	^{6520F} A907E6235F		*	1				Motorola 70 Amp. Air Cond. Cars only.
	Jumper Loom, 70 amp. Alternator	A079M4060F		*	1				
EJ 7	Adjusting Strap	A907E0030ZA	*	*	1				Heater Cars.
	Adjusting Strap	B907E1238F		*	1				Air Cond. Cars.
EJ 8	Spacer	B907E0259ZK	*	*	1				
Not Illus.	Spacer 5mm	A907E1137F	*	*	1				
Not Illus.	Nut	A075W3011ZD	*	*	1				Strap to Engine.
Not Illus.	Screw	A075W1011ZK	*	*	1				
Not Illus.	Washer Plain	A075W4020ZB	*	*	1				Alternator Adjustment.
Not Illus.	Washer Spring	A075W4036ZL	*	*	1				
Not Illus.	Bracket Ignition Harness	A907E1187E	*	*				1	

Esprit
EJ 3

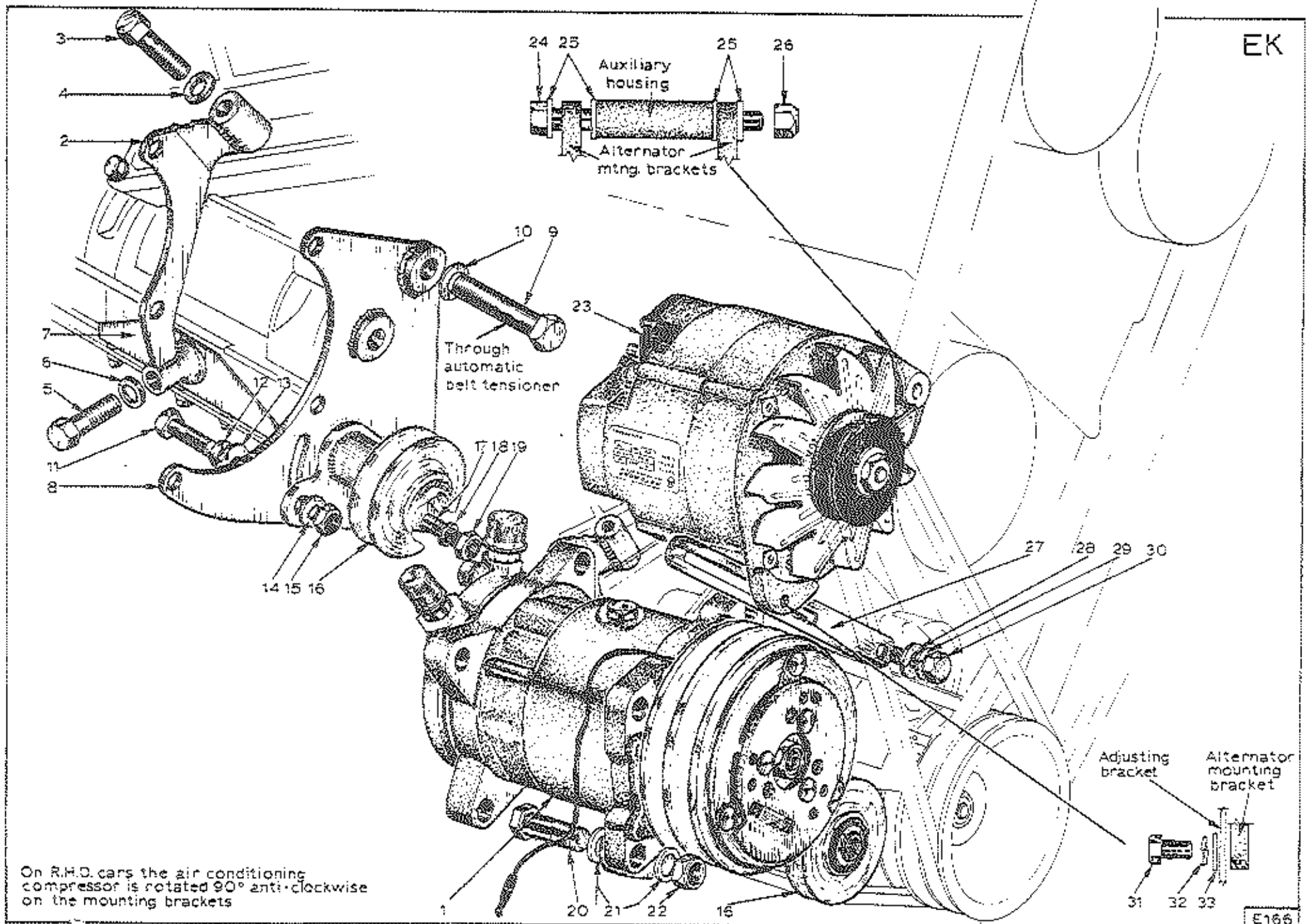


PLATE Ref: No.	DESCRIPTION	PART No	QUANTITY					REMARKS
			S.1.	S.2.	ALL	DOMESTIC	R.O.W.	
EK 1	Air Conditioning Compressor	A079P6010F		*	1			
EK 2	Compressor Support Bracket, Rear	A907E1270F		*	1			
EK 3	Bolt, M8 x 60	A075W2043ZB		*	1			
EK 4	Washer, Plain	A075W4020ZB		*	1			
EK 5	Bolt, M10 x 40	A075W2052Z		*	1			
EK 6	Washer, Spring	A075W4037ZK		*	1			
EK 7	Compressor Mounting Bracket	A907E1271F		*	1			
EK 8	Compressor Support Bracket, Front	A907E1233F		*	1			
EK 9	Bolt, M10 x 70	A075W2058ZL		*	1			
EK 10	Washer, Spring	A075W4037ZK		*	1			
	Washer, Plain	A075W4024ZL		*	1			
EK 11	Bolt, M6 x 30	A075W1032ZE		*	1			
EK 12	Washer, Spring	A075W4035ZL		*	1			
EK 13	Washer, Special, Conical	A907E0688ZC		*	1			
EK 14	Washer, Plain	A075W4024ZL		*	1			
EK 15	Nut, Nyloc, 6mm	A075W3009ZE		*	1			
EK 16	Tensioner, Compressor "V" Belt	A907E0898F		*	1			
EK 17	Stud	A907E1197F		*	1			

PLATE Ref. No.	DESCRIPTION	PART No	QUANTITY			DOMESTIC	R.O.W.	FEDERAL	REMARKS
			S.T.	S.P.	ALL				
EK 18	Washer, Plain	A075W4024ZL		*	1				
EK 19	Nut, Nyloc, 6mm	A075W3009ZE		*	1				
EK 20	Bolt, M10 x 35	A075W2051ZJ		*	5				
EK 21	Washer, Plain	A075W4024ZL		*	10				
EK 22	Nut, Nyloc	A075W3011ZD		*	5				
EK 23	Alternator, Motorola, 70 amp.	A907E6320F		*	1				
EK 24	Bolt, M8 x 127	A075W2050ZD		+	1				
EK 25	Washer, Plain	A075W4020ZB		*	4				
EK 26	Washer, Spring	A075W3010ZK		*	1				
EK 27	Adjusting Strap	8907E1238F		*	1				
EK 28	Washer, Plain	A075W4020ZB		*	1				
EK 29	Washer, Spring	A075W4036ZE		*	1				
EK 30	Bolt, M8 x 30	A075W1038Z8		*	1				
EK 31	Bolt	A075W1011ZK		*	1				
EK 32	Washer, Spring	A075W4036ZE		*	1				
EK 33	Washer, Plain	A075W4020ZB		*	1				

Esprit
EK 2.

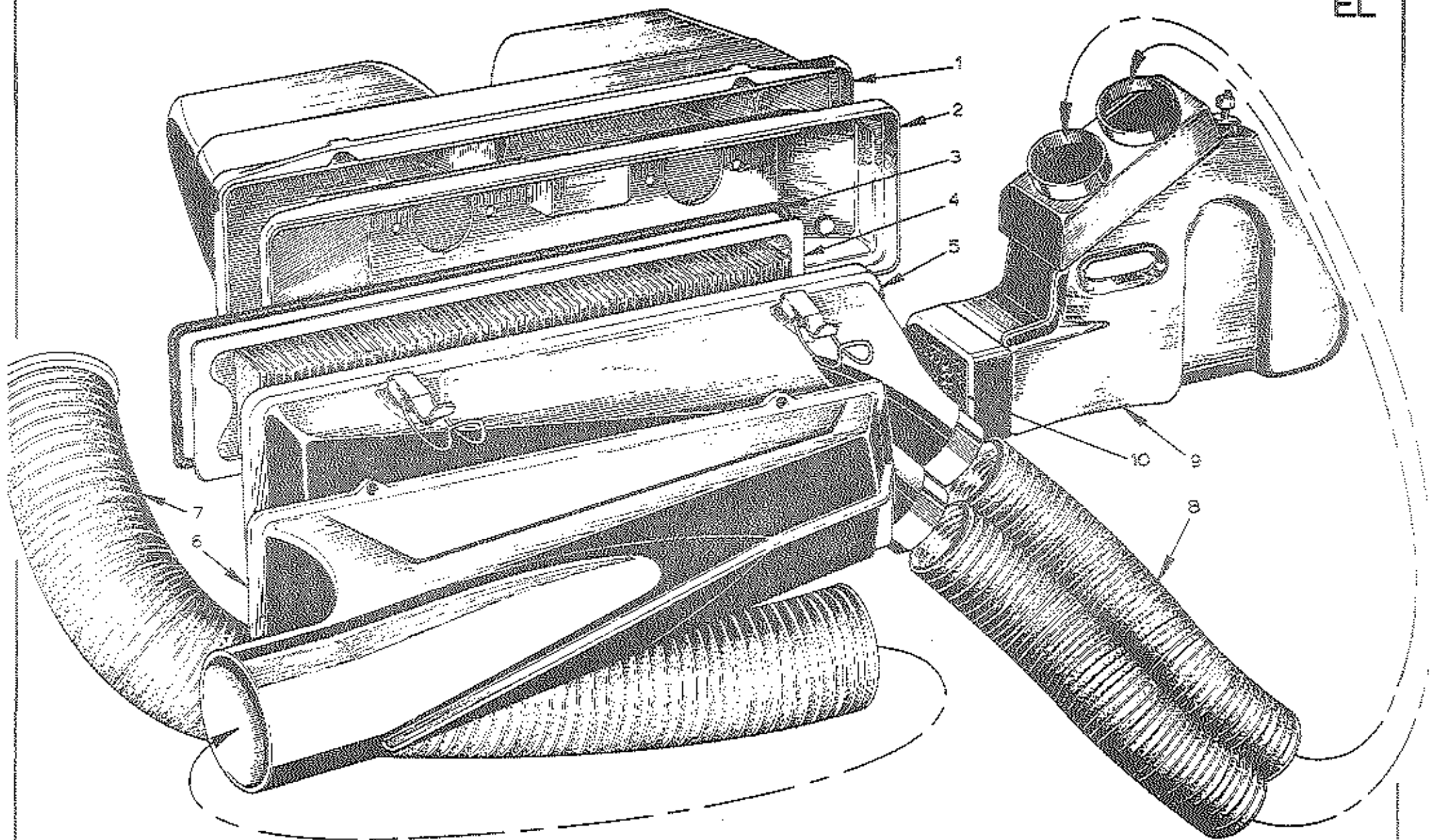


PLATE Ref: No.	DESCRIPTION	PART No	QUANTITY						REMARKS
			S.1.	S.2.	ALL	DOMESTIC	R.O.W.	FEDERAL	
EL 1	Backplate Assy	A907E0654ZJ	*			1	1		Up to unit Nos 312G & 134J inc - Screw fix cover
	Backplate Assy	A907E 1224K	*			1	1		Unit Nos 313G on & 135J on - Latch Fix Cover
Not Illus.	Flame trap/Breather Tube	C907E0517ZA	*			1	1		
EL 2	Backplate Assy	A907E0889J	*					1	
Not Illus.	Flame Trap/Breather Tube	D907E0517Z	*					1	
	Strike Plate	A907E6303F	*		4				
	Pop Rivet	A075W6071 ZJ	*		8				All Fed & 313 G on & 135J
	Washer, Plain	A075W4001 ZF	*		8				
EL 3	Seal	8907E058 8ZL	*		1				
EL 4	Element, Air Filter	A907E61 82ZH	*		1				
EL 6	Cover, Air Box	A907E0656ZH	*			1	1		Screw fixing to Backplate
EL 5	Cover, Air Box	A907E0888J	*		1				
	Latch	A907E6302F	*		4				All fed. & 313G on & 135J on
	Pop Rivet 1/8 D x 5/16	A075W6071 ZJ	*		8				
	Washer Plain 1/8 I.D.	A075W4001 ZF	*		4				
EL 7	Hose Induction	A907E0836W	*			1	1		
EL 8	Hose Induction	A907E1203F	*		2				All fed & 313G on & 135 J on

PLATE Ref: No.	DESCRIPTION	PART No	QUANTITY						REMARKS	
			S.1.	S.2.	ALL	DOMESTIC	R.O.W.	FEDERAL		
Not illus.	Clip	X03666006ZF	*				1	1		Hose To Cover All fed & 313 G on & 135 J on Inc.
"	Valve Assy, Anti Run-on	A075L6024F6	*							
"	Grommet, Valve to Air Box	A075P6021ZD	*							
EL 9	Plenum Chamber Assy	A907E0892F	*		1					
EL 10	Intake Grille	A907E1218J	*							
	Breather Pipe	A907E0682Z	*				1	1		
	Breather Pipe	A907E0679ZB	*							
	Hose, Connecting	A907E6218DC	*				2	2		
	Grommet, Breather Pipe	X05056158ZJ	*							
	Clip, Snapper	A075W6205ZA	*				4	4		

ELA

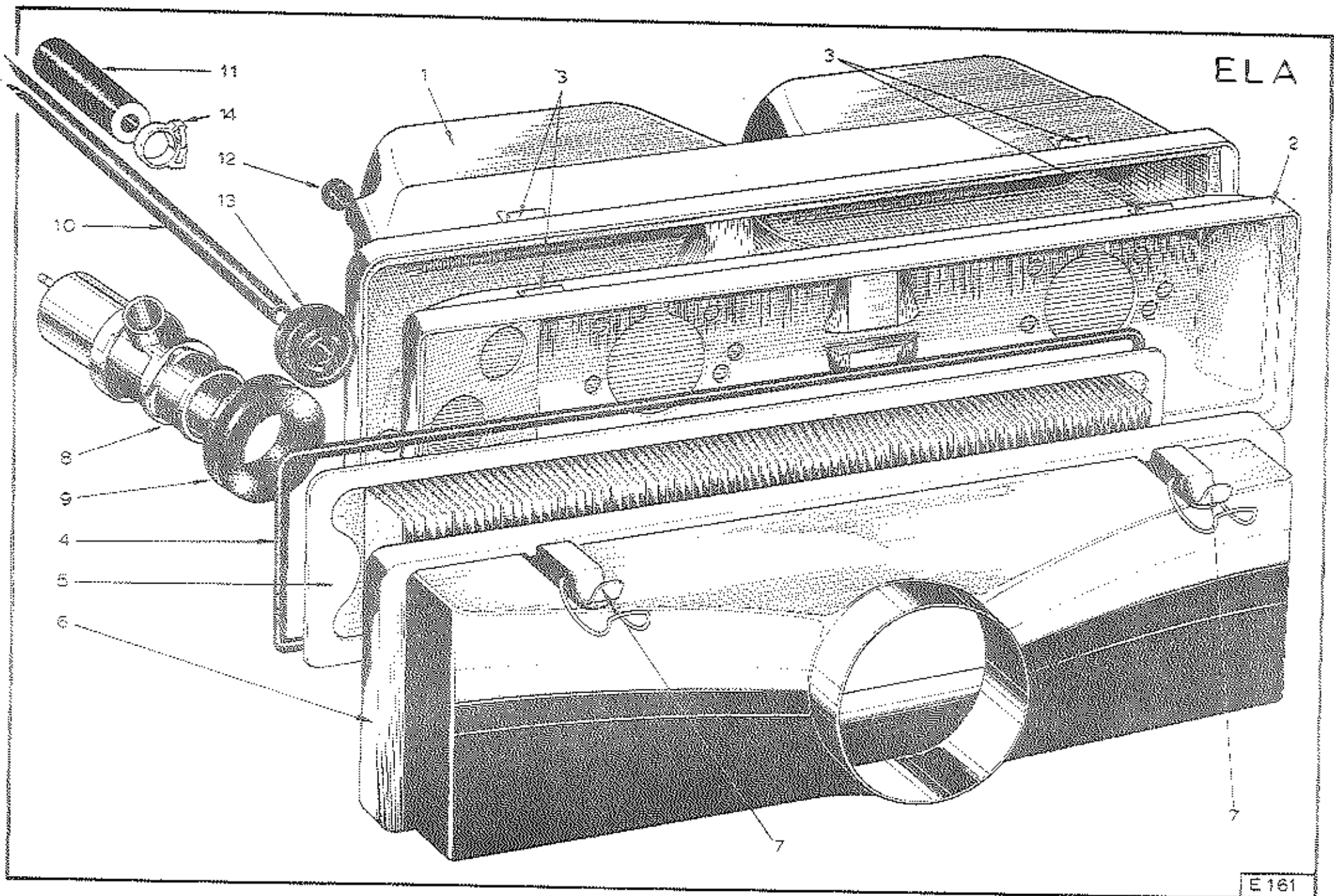


PLATE Ref: No.	DESCRIPTION	PART No	QUANTITY					REMARKS
			S.1.	S.2.	ALL	DOMESTIC	R.O.W.	
ELA 1	Backplate Assy	A907E1246K	*	*				
Not. illus.	Flame Trap/Breather Tube	C907E0517ZA	*	*				
ELA 2	Backplate Assy.	A907E0889J	*	*				
Not. illus.	Flame Trap/Breather Tube	D907E0517Z	*	*				
ELA 3	Strike Plate	A907E6303F	*	*	4			
	Pop Rivet	A075W6071ZJ	*	*	8			
	Washer Plain	A075W4001ZF	*	*	8			
ELA 4	Seal	B907E0588ZL	*	*				
ELA 5	Element, Air Filter	A907E6182ZH	*	*				
ELA 6	Cover, Air Box	A079E4049J	*	*				
ELA 7	Latch	A907E6302F	*	*	4			
Not. illus.	Hose, Induction	B079E4046F	*	*				
	Clip, Hose	X036S6006Z	*	*	2			
ELA 8	Valve, Anti Run-on	A075L6024FB	*	*				
ELA 9	Grommet, Valve to Air-Box	A075P6021ZD	*	*				
ELA 10	Breather Pipe	A907E1264F	*	*				
ELA 10	Breather Pipe	A907E0679ZB	*	*				

01.79.

Esprit
ELA 1.

PLATE Ref: No.	DESCRIPTION	PART No	S.1.	S.2.	QUANTITY				REMARKS
					ALL	DOMESTIC	R.O.W.	FEDERAL	
ELA 11	Hose, Connecting	A907E6218DC		*	---				
ELA 12	Grommet, Breather Pipe	X036L6004ZK		*		1	1		
ELA 13	Grommet, Breather Pipe	X05086158ZJ		*					
ELA 14	Clip, Snapper	A075W6205ZA		*		4	4	2	

01.79.

Esprit
ELA 2

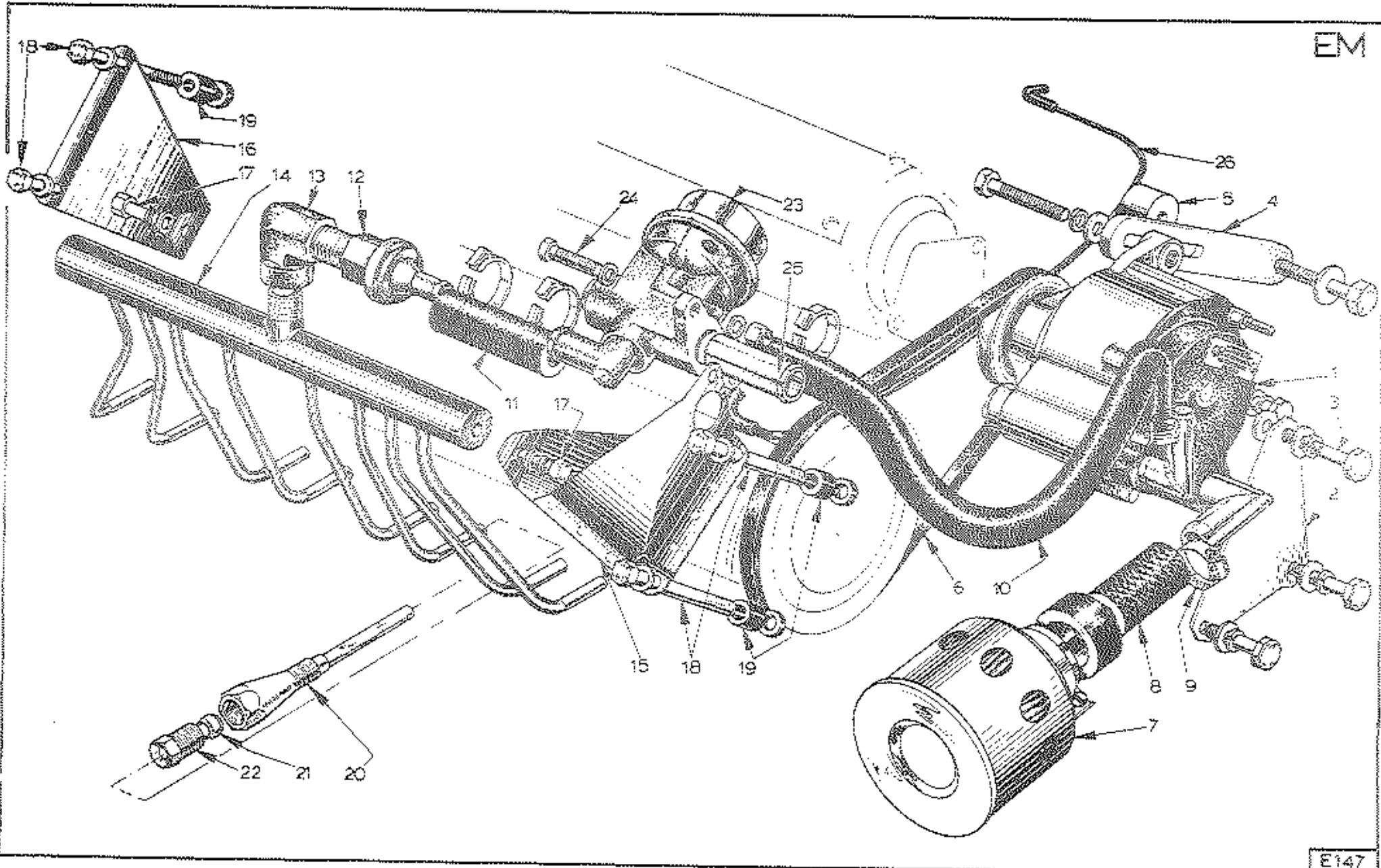


PLATE Ref: No.	DESCRIPTION	PART No	QUANTITY						REMARKS
			S.1.	S.2.	ALL	DOMESTIC	R.O.W.	FEDERAL	
EM 1	Air Pump Assy. (Lucas)	E907E6232F	*	*				1	
	Pulley, Air Pump	A907E1178F	*	*				1	
Not illus.	Air Pump Assy. (AC Delco)	A907E6318F		*				1	
	Pulley, Air Pump	A907E1239F		*				1	
	Allen Screw 1/2" x 7/8"	A079W7008F		*				3	Up to Eng. No. 15387 inc.) Pulley to Pump
	Screw, 1/2" x 3/4"	A075W1009Z		*				3	
	Spring Washer	A079W4072F		*				3	
Not illus.	Right Angled Pipe (Pump Delivery)	A907E1025F		*				1	From Eng. No. 15388 inc. Remove Straight pipe from pump.
EM 2	Air Pump Support Bracket	A907E1184F		*				1	Up to Eng. No. 15387, inc.
Not illus.	Air Pump Support Bracket	A907E1273F		*				1	From Eng. No. 15388, inc.
	Setscrew, M8 x 20	A075W1038ZB	*	*				2	} Bracket to Bell-Housing - Lucas Pump
	Washer, Spring	A075W4036ZL	*	*				2	
	Bolt, M8 x 45	A075W2040ZJ		*				2	} Bracket to Bell-Housing AC-Delco Pump up to Eng. No. 15387, inc.
	Spacer, 30mm	A907E1236K		*				2	
	Spacer, 8mm	A907E1237K		*				1	Pump to Bell-Housing - AC-Delco Pump up to Eng. No. 15387, inc.
	Spacer, 10mm	A907E1274K		*				1	Pump to Bell-Housing - AC-Delco Pump up to Eng. No. 15388.

PLATE Ref: No.	DESCRIPTION	PART No	QUANTITY						REMARKS
			S.1.	S.2.	ALL	DOMESTIC	R.O.W.	FEDERAL	
EM 3	Stud, M8	A907E0657ZB	*	*					Front Air Pump Mounting.
	Washer, Plain	A075W4020ZB	*	*					
	Nut, Nyloc, M8	A075W3010ZK	*	*					
	Bolt, M8 x 30	A075W2037ZE	*	*					
	Washer, Plain	A075W4020ZB	*	*					
	Washer, Spring	A075W4036ZL	*	*					
	Nut, Plain, M8	A075W3021ZK	*	*					
	Bolt, M8 x 127	A075W2050ZD		*					
	Washer, Plain	A075W4020ZB		*					
EM 4	Washer, Spring	A075W4036ZL		*					Rear Air Pump Mounting - Lucas Pump
	Adjusting Strap	A074E0133ZB		*					
EM 5	Spacer	A907E1186F		*					Rear Air Pump Mounting - AC-Delco Pump.
	Stud	A907E1034FD		*					
	Washer, Plain	A075W3011ZJ		*					
	Nut, Nyloc	A075W4024ZL		*					
	Adjusting Strap	A907E1238F		*					
Not illus	Spacer, 26.0mm	A907E1235K		*					Lucas Air Pump.
Not illus	Bolt, M10 x 70	A075W2058ZL		*					
	Clamp Screw, M8 x 25	A075W1039ZG		*					

9.79

Esprit
EM. 2

PLATE Ref: No.	DESCRIPTION	PART No	QUANTITY						REMARKS
			S.1.	S.2.	ALL	DOMESTIC	R.O.W.	FEDERAL	
Not illus.	Adjusting Strap	A907E1272F		*				1	AC-Deico Air Pump from Eng. No. 15388, Inc.
	Clamping Screw 8mm x 115	A079W2047F		*					
	Washer Plain	A075W4020ZB		*				2	
	Nut (copperised)	A075W3035XE		*				1	
EM 6	"V" Belt, Air Pump Drive	A907E6292F	*	*				1	Lucas Air Pump
EM 7	Air Filter	A907E6258F8	*	*				1	
EM 8	Hose, Air Pump Inlet <i>USE</i>	<i>A910E1952JK</i>	*	*				1	
EM 9	Hose, Clip	A075W6212ZC	*	*				1	
EM 10	Hose, Air Pump to Diverter Valve	A907E1151F	*	*				1	
EM 11	Hose, Diverter Valve to Air Rail		*	*				1	
EM 12	Air Non-Return Valve	B907E6237F	*	*				1	
EM 13	Elbow, NRV/Air Rail	A907E6243FD	*	*				1	
EM 14	Air Rail Assy.	A907E1020F	*	*				1	
EM 15	Mounting Bracket, Rear, Assy.	A079E4042F	*	*				1	
EM 16	Mounting Bracket, Front	C907E1031F	*	*				1	Replaces A907E0890J - also Diverter Valve Mounting Bracket.
EM 17	Bolt, Bracket to Rail	A075W1029ZA	*	*				2	
	Washer, Star	A075W4046ZL	*	*				2	
	Washer, Plain	A075W4015ZK	*	*				2	

PLATE Ref: No.	DESCRIPTION	PART No	QUANTITY						REMARKS
			S.1.	S.2.	ALL	DOMESTIC	R.O.W.	FEDERAL	
EM 18	Bolt, Bracket to Cam Cover	A075W2100ZB	*	*				4	
EM 19	Spacer	A907E0696Z	*	*				4	
EM 20	Air Injector	A907E1019F	*	*				8	
EM 21	Olive, Air Rail/Injector	A907E6236F	*	*				8	
EM 22	Nut, Air Rail/Injector	A907E6235F	*	*				8	
EM 23	Diverter Valve	A079E6001F	*	*				1	
EM 24	Screw, M6 x20	A075W1030ZF	*	*				2) Diverter Valve to Bracket.
	Nut, Nyloc, M6	A075W3009ZE	*	*				2	
EM 25	Inlet Pipe, Diverter Valve	A907E1213F	*	*				1	
EM 26	Vacuum Pipe Assy.	A907E0891F	*	*				1	Can be made from A907E0818WG
	Hose Clip	A907E6085ZE	*	*				2	Hose to Diverter Valve.

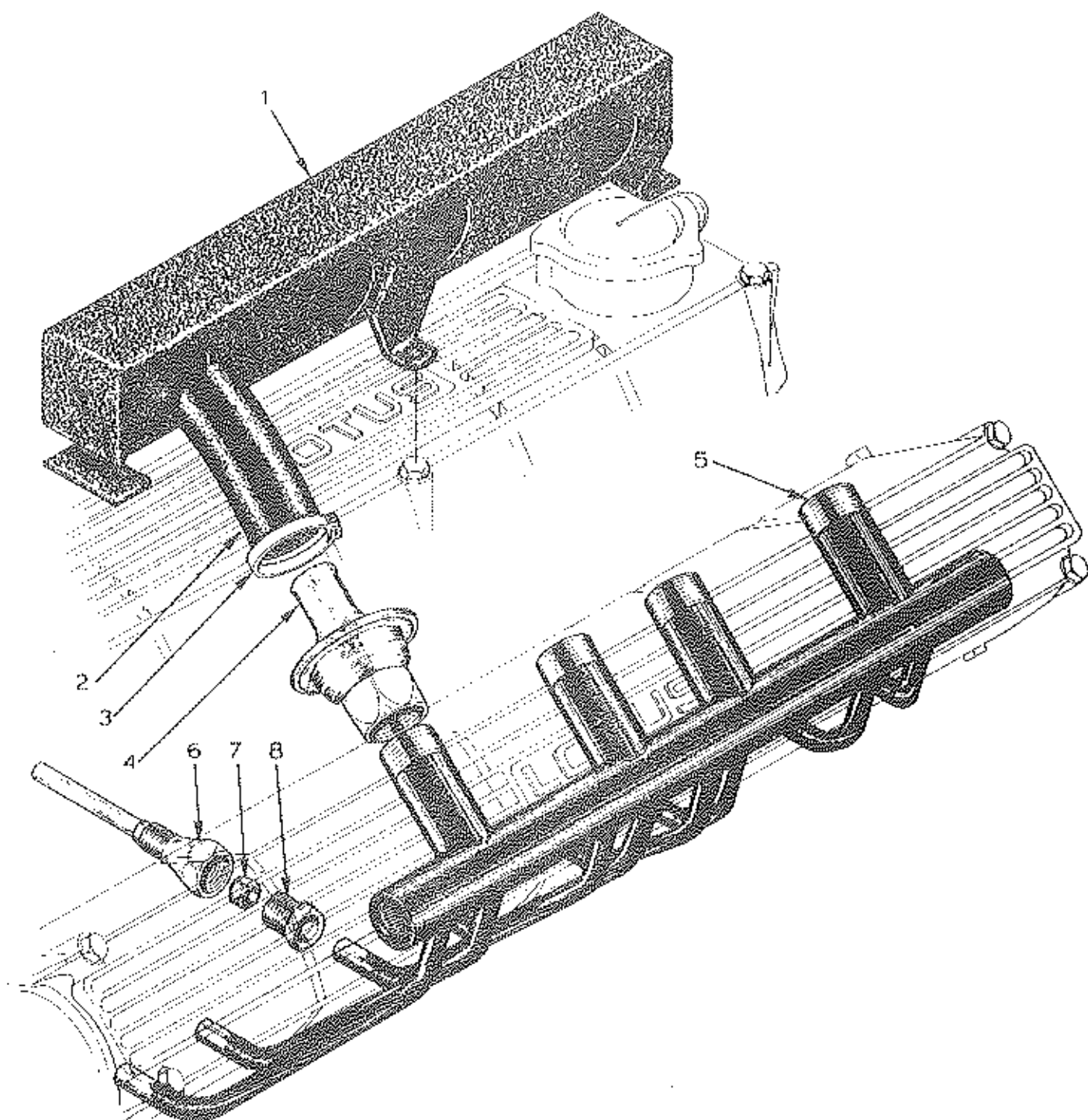
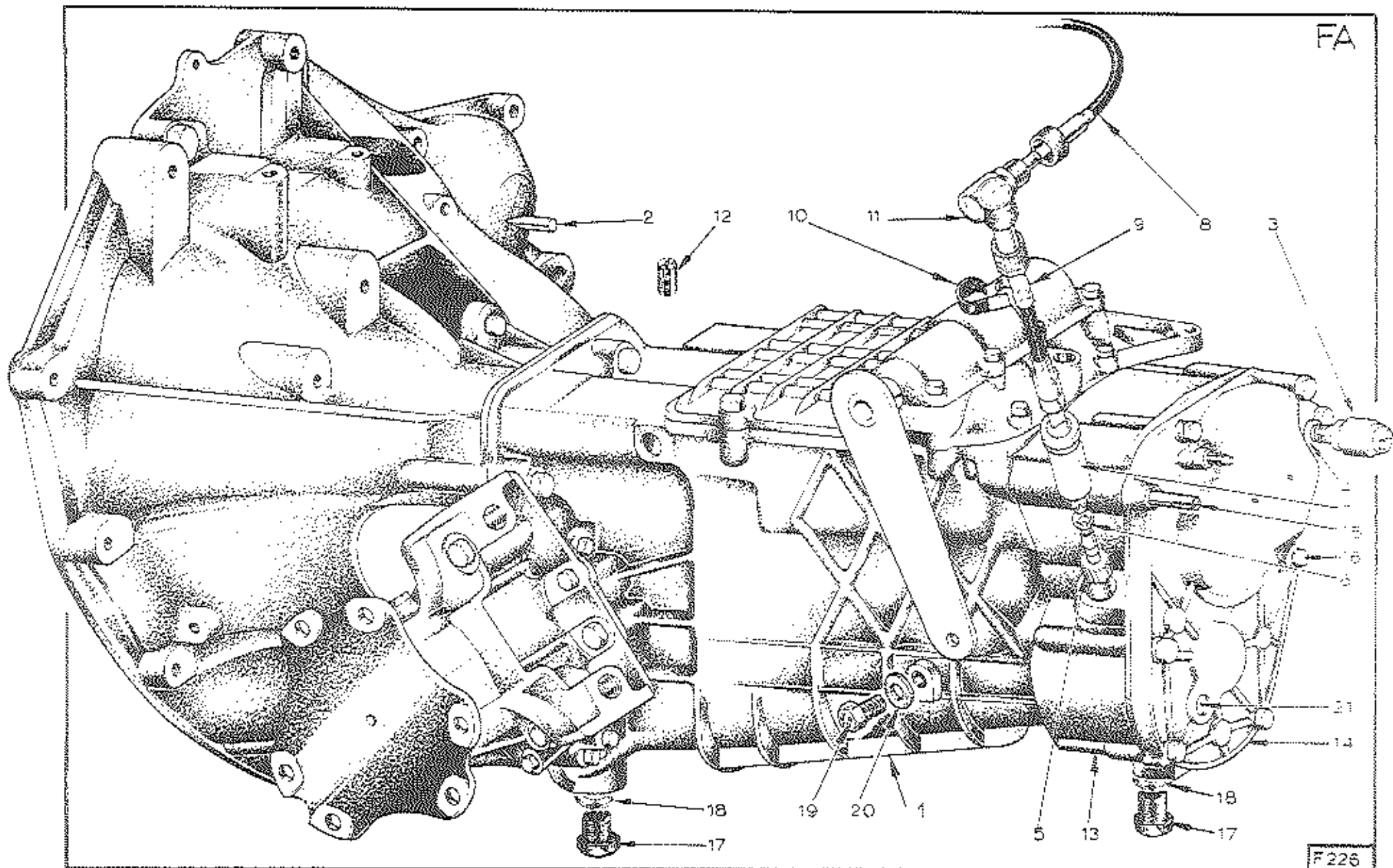


PLATE Ref. No.	DESCRIPTION	PART No	QUANTITY						REMARKS
			S.1.	S.2.	ALL	DOMESTIC	R.O.W.	FEDERAL	
EMA 1	Air Plenum	A907E1265F		*				1	
EMA 2	Connecting Sleeve	A907E1280F		*				4	
EMA 3	Snapper Clip	A075W6211F		*				4	
EMA 4	Pulse Valve	B907E6237F		*				4	
EMA 5	Air Rail	A907E1266F		*				1	
EMA 6	Air Injector	A907E1019F		*				8	
EMA 7	Olive, Air Rail / Injector	A907E6236F		*				8	
EMA 8	Nut, Air Rail / Injector	A907E6235F		*				8	

Esprit
EMA 1.


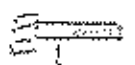
FA



F226

PLATE Ref: No.	DESCRIPTION	PART No	QUANTITY					REMARKS
			S.1.	S.2.	ALL	DOMESTIC	R.O.W.	
FA 1	Gearbox & Bell Housing Assy.	B079F4000J	*	*	1			See Bulletin 1978/33 before Fitting Clutch Slave Cylinder. If a replacement Bell Housing is required, Gearbox & Bell Housing Assy. must be returned to enable new Bell Housing to be machined & matched to Gearbox.
FA 2	Pointer, Engine Timing	A079E4011F	*	*	1			
FA 3	Switch, Reverse Light	A079M6014F	*	*	1			
FA 4	Washer, Switch, Reverse Light	A079M6052F	*	*	1			
FA 5	Speedo Driven Gear	A079F6054F	*	*	1			17 Teeth --- <i>Clutch</i> <i>M5540 64623</i>
FA 6	Cup, Connection Socket	A079F6229F	*	*	1			
FA 7	Connection Socket, Speedo Cable	A079F6226F	*	*	1			
FA 8	Speedo, Cable, Long	A079M6019F	*		1			
	Speedo, Cable, Long	A079M6030F		*	1			
FA 9	Speedo, Cable, Short	B079M6020F	*	*	1			See Bulletin 1977/15.
FA 10	"P" Clip	A075Q6013ZF	*	*	1			
FA 11	Speedo, Right Angled Drive	A079N6004F	*	*	1			
FA 12	Air Vent (Breather)	A079F6211F	*	*	1			

Esprit
FA 1

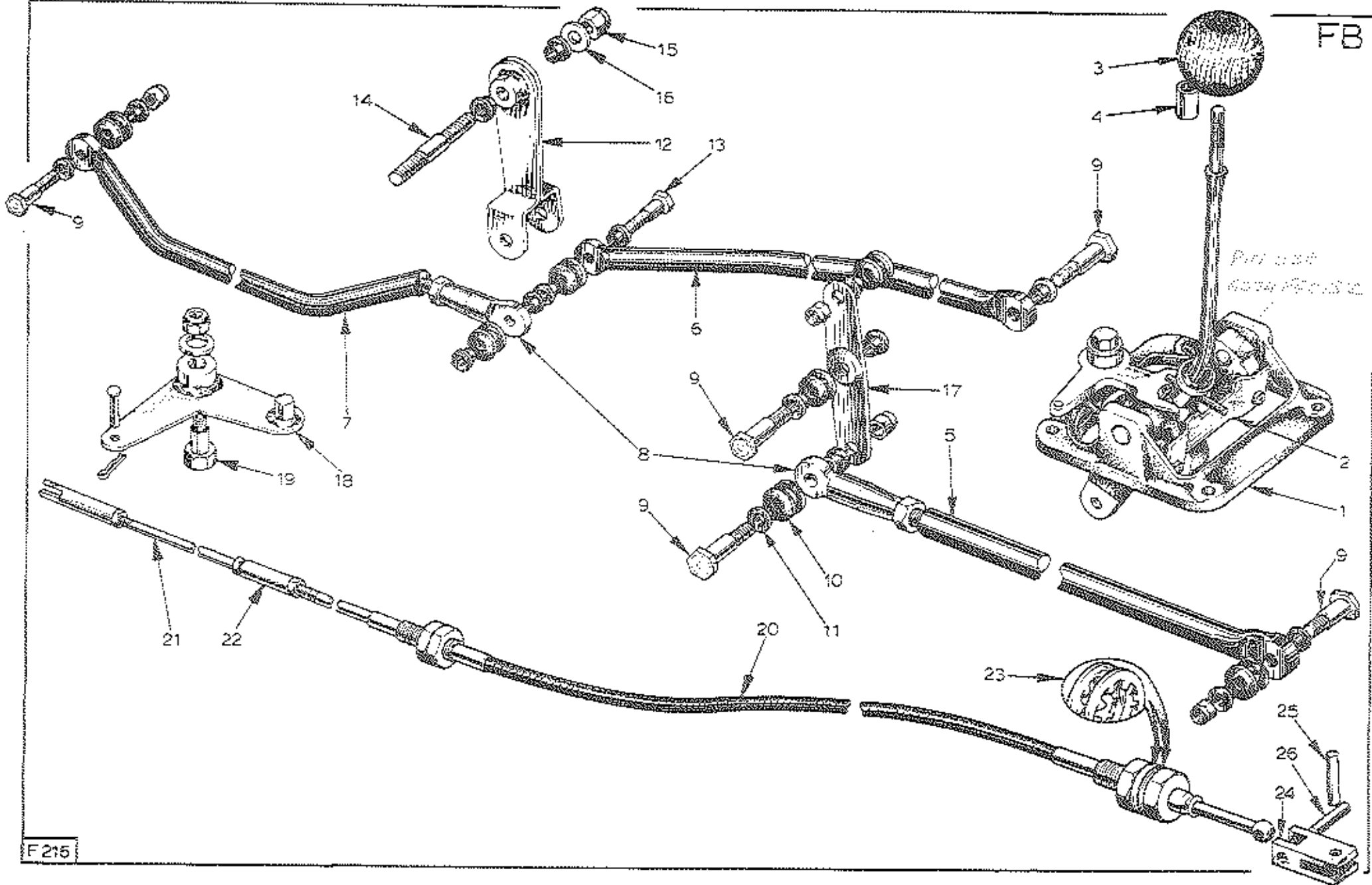
PLATE Ref: No.	DESCRIPTION	PART No	QUANTITY							REMARKS
			S.1.	S.2.	ALL	DOMESTIC	R.O.W.	FEDERAL		
FA 13	End Housing	A079F6201F	*	*	1					
FA 14	End Cover	A079F6226F	*	*	1					<i>107x 1-0</i>
FA 15	Stud, Silencer/Gear Box Mtg. Brkt.	A079F4030F		*			1	1		<i>123mm long (Gear Thread Each End)</i>
	Nut, M7, Nyloc	A079F6023F		*			1	1		Federal uses existing G. Box cover bolts.
FA 16	Bolt, M7 x 45, Silencer Mtg. Brkt.	A079F4031F		*			1	1		
FA 17	Drain Plug	A079F6227F	*	*	2					
FA 18	Washer, Drain Plug	A079F6205F	*	*	2					
FA 19	Level Plug	A079F6222F	*	*	1					<i>7x25</i>  <i>7x32</i>
FA 20	Washer, Level Plug	A079F6223F	*	*	1					
	Stud, 12 x 74	A079F6214F	*	*	2					 <i>15mm Skp</i>
	Stud, 12 x 92	A079F6215F	*	*	2					Bell Housing to Gearbox.
	Washer, 12mm	A079F6213F	*	*	4					
	Nut, 12mm	A079F6212F	*	*	4					
	Screw, 7 x 25	A079F6191F	*	*	2					
	Screw, 7 x 38	A079F6195F	*	*	1					
	Screw, 7 x 40	A079F6219F	*	*	1					
	Screw, 7 x 45	A079F6193F	*	*	2					
	Screw, 7 x 65	A079F6194F	*	*	4					
	Screw, 7 x 95	A079F6203F	*	*	2					

03.79

Esprit
FA2

PLATE Ref: No.	DESCRIPTION	PART No	QUANTITY						REMARKS
			S.1.	S.2.	ALL	DOMESTIC	R.O.W.	FEDERAL	
FC 21	Screw, Cover Plating	A079F6202F	*	*	2				
	Stop, Speedo Pinion	A079F6206F	*	*	1				
	Nut, Mid, Stop, Speedo Pinion	A079F6216F	*	*	1				
	Screw, 9 x 25	A079F6221F	*	*	3				
	Screw, 9 x 30	A079F6204F	*	*	5				
	Screw, 9 x 42	A079F6196F	*	*	4				
	Screw, 9 x 65	A079F6217F	*	*	1				
	Shouldered Screw	A079F6220F	*	*	1				
	Washer Locking	A079F6199F	*	*	4				
	Outflow Plate	A079F6269F	*	*	1				
	Outflow Tube	A079F6268F	*	*	1				
Oil Deflector	A079F6270F	*	*	1				Inside End Cover.	

Esprit
FA 3.



*Pin not
shown for 1/2"*

PLATE Ref: No.	DESCRIPTION	PART No	QUANTITY						REMARKS
			S.1.	S.2.	ALL	DOMESTIC	R.O.W.	FEDERAL	
FB 1	Gear Lever Assy	A079F6002F	*	*	1				
	Roll Pin, Gear Lever, M5 x 40	A074F6013ZG	*	*	1				
FB 2	Reverse Gate	A079F4012F	*	*	1				
FB 3	Gear Lever Knob	B079F4016F	*	*	1				
FB 4	Spacer, Gear Lever Knob	A079F4017F	*	*	1				
FB 5	Forward Gear Change Tube	B079F4005F	*	*	1				
FB 6	Intermediate Gear Change Tube	B079F4006F	*	*	1				
FB 7	Rear Gear Change Tube	E079F4007F	*	*	1				
FB 8	Link, Adjustable	A079F6003F	*	*	2				
FB 9	Pivot Pin	A079F6004F	*	*	5				
FB 10	Rubber Bush	A079F6007F	*	*	6				
FB 11	Bearing	A079F6008F	*	*	14				
FB 12	Gear Change Swing Link	B079F4010F	*	*	1				
FB 13	Pivot Pin, Swing Link	A079F4011F	*	*	1				
FB 14	Stud, Swing Link	A907E1034FD	*	*	1				
FB 15	Washer	A075W4024ZL	*	*	2				
FB 16	Nut, Nyloc	A075W3011ZD	*	*	1				

PLATE Ref: No.	DESCRIPTION	PART No	QUANTITY						REMARKS
			S.1.	S.2.	ALL	DOMESTIC	R.O.W.	FEDERAL	
FB 17	Relay Lever, Gear Change	B079F4008F	*	*	1				
	Bush, Relay Lever	A079F4018F	*	*	1				
FB 18	Lever, Cross Gate Operation	C079F4013F	*	*	1				
	Bush, Cross Gate Lever	A075J60C3ZC	*	*	1				
FB 19	Pivot Pin, Cross Gate Lever	B079F4014F	*	*	1				
FB 20	Cross Gate Cable	A079F4015F	*	*	1				
	Dust Cover	A075Q6001ZA	*	*	1				See Bulletin 1977/28
FB 21	Rod, Cross Gate Cable	A079F4021F	*	*	1				
FB 22	Adaptor, Cross Gate Cable	A079F4023F	*	*	1				
	Nut, M6	A075W3020ZE	*	*	2				
FB 23	Washers, Shakeproof	A079W4051F	*	*	2				
FB 24	Clevis	A079F4022F	*	*	1				
FB 25	Spirol Pin, 5 x 14	A079W6198F	*	*	1				
FB 26	Spirol Pin, 5 x 18	A079W6199F	*	*	1				
	Clamp Ring, Gear Lever Gaiter	A075U0622ZD	*	*	1				
	Gear Lever Gaiter, Lower	A076V1444F	*	*	1				

9.78

Esprit
FB. 2

PLATE
Ref: No.

DESCRIPTION

PART No

S.1.

S.2.

ALL

QUANTITY

DOMESTIC

EUROPEAN

FEDERAL

REMARKS

SECTION FC NOT ISSUED

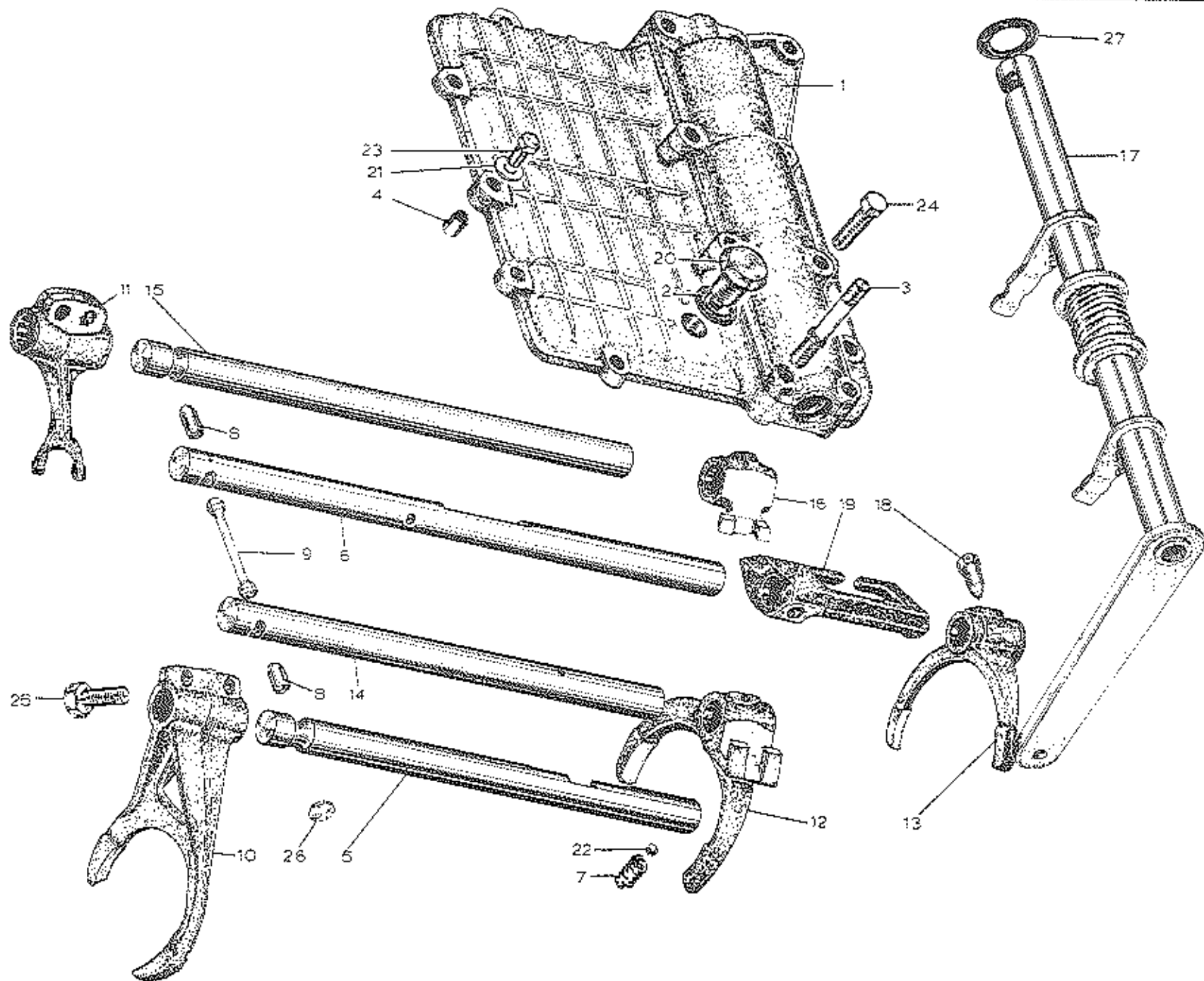


PLATE Ref. No.	DESCRIPTION	PART No	QUANTITY			DOMESTIC	R.O.W.	FEDERAL	REMARKS
			S.1.	S.2.	ALL				
FD 1	Cover and Cap	A079F6177F	*	*	1				
FD 2	Filler Plug	A079F6178F	*	*	1				
FD 3	Shouldered Screw	A079F6197F	*	*	2				
FD 4	Cover Centring Bush	A079F6189F	*	*	4				
FD 5	Spindle, 1st and 2nd	A079F6169F	*	*	1				
FD 6	Spindle, 5th	A079F6171F	*	*	1				
FD 7	Ball Spring	A079F6175F	*	*	4				
FD 8	Safety lock, short	A079F6174F	*	*	2				
FD 9	Safety lock, long	A079F6173F	*	*	1				
FD 10	Fork, 1st and 2nd	A079F6161F	*	*	1				
FD 11	Fork, reverse	A079F6164F	*	*	1				
FD 12	Fork, 3rd and 4th	A079F6162F	*	*	1				
FD 13	Fork 5th	A079F6163F	*	*	1				
FD 14	Spindle, 3rd and 4th fork	A079F6170F	*	*	1				
FD 15	Spindle, reverse fork	A079F6172F	*	*	1				
FD 16	Drive pin, reverse fork	A079F6165F	*	*	1				
FD 17	Control lever spindle assy.	A079F4005F ^K	*	*	1				
	Spring, control lever spindle	A079F4003K	*	*	1				
	Washer, spring locating	A079F6187F	*	*	2				PART OF ASSY.

PLATE Ref: No.	DESCRIPTION	PART No	QUANTITY						REMARKS
			S.1.	S.2.	ALL	DOMESTIC	R.O.W.	FEDERAL	
	Selector shaft control lever	A079F6230F	*	*	1				Part of Assy.
	Sel. shaft cont. lever, 5th & Rev.	A079F6185F	*	*	1				
	Sel. shaft cont. lever, 1st, 2nd, 3rd and 4th	A079F6186F	*	*	1				
FD 18	Fork locking screw	A079F6166F	*	*	4				
FD 19	Selector fork relay, 5th	A079F6160F	*	*	1				
FD 20	Filler plug gasket	A079F6179F	*	*	1				
FD 21	Washer	A079F6200F	*	*	4				
FD 22	Ball	A079F6176F	*	*	4				
FD 23	Screw, 7 x 35	A079F6192F	*	*	3				
	Screw, 7 x 25	A079F6191F	*	*	5				
FD 24	Screw, 7 x 25	A079F6190F	*	*	4				
	Screw, 7 x 50	A079F6198F	*	*	2				
FD 25	Set screw, forks, 9 x 25	A079F6221F	*	*	4				
FD 26	Plug, 12mm dia.	A079F6184F	*	*	2				
	Plug, 17mm dia.	A079F6183F	*	*	1				
FD 27	'O' Ring, Spindle	A079F6055F	*	*	2				
	Locking wire for screws	A079F6168F	*	*	4				
	Washer	A079F6188F	*	*	2				

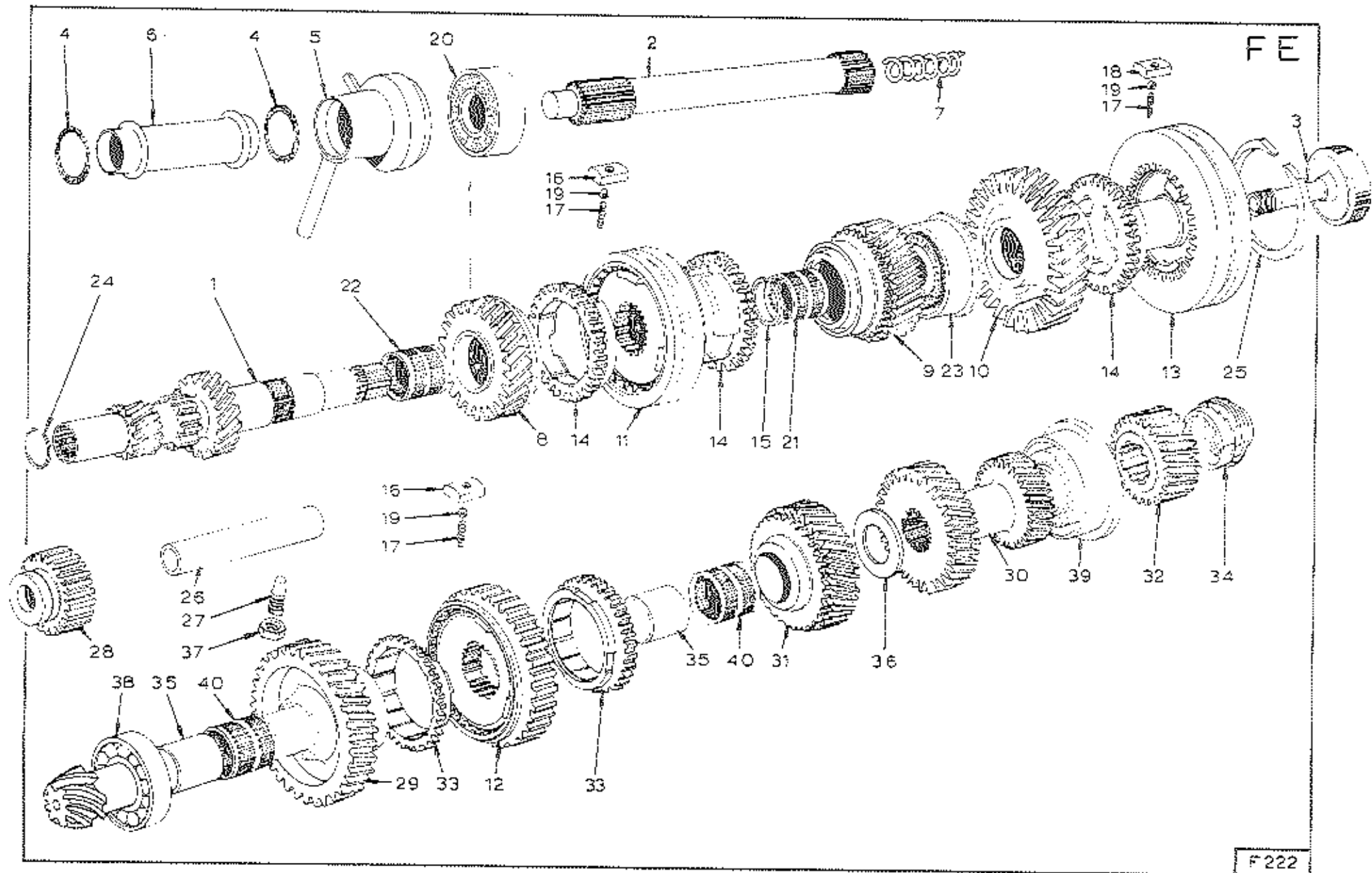


PLATE Ref: No.	DESCRIPTION	PART No	QUANTITY						REMARKS
			S.1.	S.2.	ALL	DOMESTIC	R.O.W.	FEDERAL	
FE 1	Primary shaft	A079F6060F	*	*	1				
	Primary shaft c/w 3rd & 4th Synchros	A079F6065F	*	*	1				
FE 2	Drive shaft	A079F6066F	*	*	1				
FE 3	Screw	A079F6097F	*	*	1				
FE 4	Sealing ring, support tube	A079F6096F	*	*	2				
FE 5	Flange, with pipe	A079F4032K	*	*	1				
FE 6	Support tube	A079F6095F	*	*	1				
FE 7	Spring	A079F6067F	*	*	1				
FE 8	Pinion, 3rd	A079F6064F	*	*	1				
FE 9	Pinion, 4th	A079F6107F	*	*	1				
FE 10	Pinion, 5th	A079F6108F	*	*	1				
FE 11	Synchro assy., 3rd and 4th	A079F6072F	*	*	1				
	Sliding Gear 3rd and 4th	A079F6071F	*	*	1				
	Synchro hub., 3rd and 4th	A079F6091F	*	*	1				
FE 12	Synchro assy., 1st and 2nd	A079F6089F	*	*	1				
	Synchro hub., 1st and 2nd	A079F6084F	*	*	1				
FE 13	Synchro assy., 5th	A079F6094F	*	*	1				
	Sliding sleeve, 5th	A079F6093F	*	*	1				
	Synchro hub., 5th	A079F6078F	*	*	1				

PLATE Ref: No.	DESCRIPTION	PART No	QUANTITY						REMARKS
			S.1.	S.2.	ALL	DOMESTIC	R.O.W.	FEDERAL	
FE 14	Synchro - ring, 3rd, 4th & 5th	A079F6073F	*	*	3				
FE 15	Stop Ring, 3rd & 4th synchro - 2.20	A079F6074F	*	*	1				Alternatives
	Stop Ring, 3rd & 4th synchro - 2.25	A079F6075F	*	*	1				
	Stop Ring, 3rd & 4th synchro - 2.30	A079F6076F	*	*	1				
	Stop Ring, 3rd & 4th synchro - 2.35	A079F6077F	*	*	1				
FE 16	Setting pin, 1st, 2nd, 3rd & 4th - 5.2	A079F6085F	*	*	6				
	Setting pin, 1st, 2nd, 3rd & 4th - 5.3	A079F6086F	*	*	6				
	Setting pin, 1st, 2nd, 3rd & 4th - 5.4	A079F6087F	*	*	6				
FE 17	Spring for locking ball	A079F6079F	*	*	9				Alternatives
FE 18	Setting pin, 5th - 5.2	A079F6081F	*	*	3				
	Setting pin, 5th - 5.3	A079F6082F	*	*	3				
	Setting pin, 5th - 5.4	A079F6083F	*	*	3				
FE 19	Synchro ball	A079F6080F	*	*	9				Alternatives
FE 20	Ball bearing, drive shaft	A079F6069F	*	*	1				
FE 21	Needle cage, 4th & 5th pinions, INA	A079F6109F	*	*	2				
	Needle cage, 4th & 5th pinions, Nadella	A079F6110F	*	*	2				Alternatives
	Needle cage, 4th & 5th pinions, Durkoff	A079F6111F	*	*	2				

These items are part of synchro assembly and are not supplied separately.

PLATE Ref: No.	DESCRIPTION	PART No	QUANTITY			DOMESTIC	R.O.W.	FEDERAL	REMARKS
			S.1.	S.2.	ALL				
FE 22	Needle cage, 3rd INA	A079F6062F	*	*	1			Alternatives	
	Needle cage, 3rd Nadella	A079F6063F	*	*	1				
	Needle cage, 3rd - Durkoff	A079F6061F	*	*	1				
FE 23	Ball bearing, double	A079F6098F	*	*	1				
FE24	Circlip	A079F6068F	*	*	1				
FE 25	Circlip, 5th	A079F6092F	*	*	1				
FE 26	Spindle, reverse gear	A079F6099F	*	*	1				
FE 27	Screw, reverse, gear spindle	A079F6100F	*	*	1				
FE 28	Sliding pinion with bush, reverse	A079F6112F	*	*	1				
	Sliding pinion, reverse	A079F6088F	*	*	1				
FE 29	Idler pinion, 1st	A079F6102F	*	*	1				
FE 30	Gear shaft, 3rd & 4th	A079F6157F	*	*	1				
FE 31	Idler pinion, 2nd	A079F6103F	*	*	1				
FE 32	Driven pinion, 5th	A079F6158F	*	*	1				
FE 33	Synchro ring, 1st & 2nd	A079F6090F	*	*	2				
FE 34	Nut, pinion shaft	A079F6114F	*	*	1			Speedo drive	
FE 35	Bush	A079F6118F	*	*	2				

PLATE Ref: No.	DESCRIPTION	PART No	QUANTITY							REMARKS
			S.1.	S.2.	ALL	DOMESTIC	R.O.W.	FEDERAL		
FE 36	Adjusting washer , 1.65	A079F6119F	*	*	1					
	" " 1.69	A079F6120F	*	*	1					
	" " 1.73	A079F6121F	*	*	1					
	" " 1.77	A079F6122F	*	*	1					
	" " 1.81	A079F6123F	*	*	1					
	" " 1.85	A079F6124F	*	*	1					
	" " 1.89	A079F6125F	*	*	1					
	" " 1.93	A079F6126F	*	*	1					Alternatives
	" " 1.97	A079F6127F	*	*	1					
	" " 2.01	A079F6128F	*	*	1					
	" " 2.05	A079F6129F	*	*	1					
	" " 2.09	A079F6130F	*	*	1					
	" " 2.13	A079F6131F	*	*	1					
	" " 2.17	A079F6132F	*	*	1					
	" " 2.21	A079F6133F	*	*	1					
	" " 2.25	A079F6134F	*	*	1					
	" " 2.29	A079F6135F	*	*	1					
	" " 2.33	A079F6136F	*	*	1					
	Adjusting Washer 2.37	A079F6137F	*	*	1					

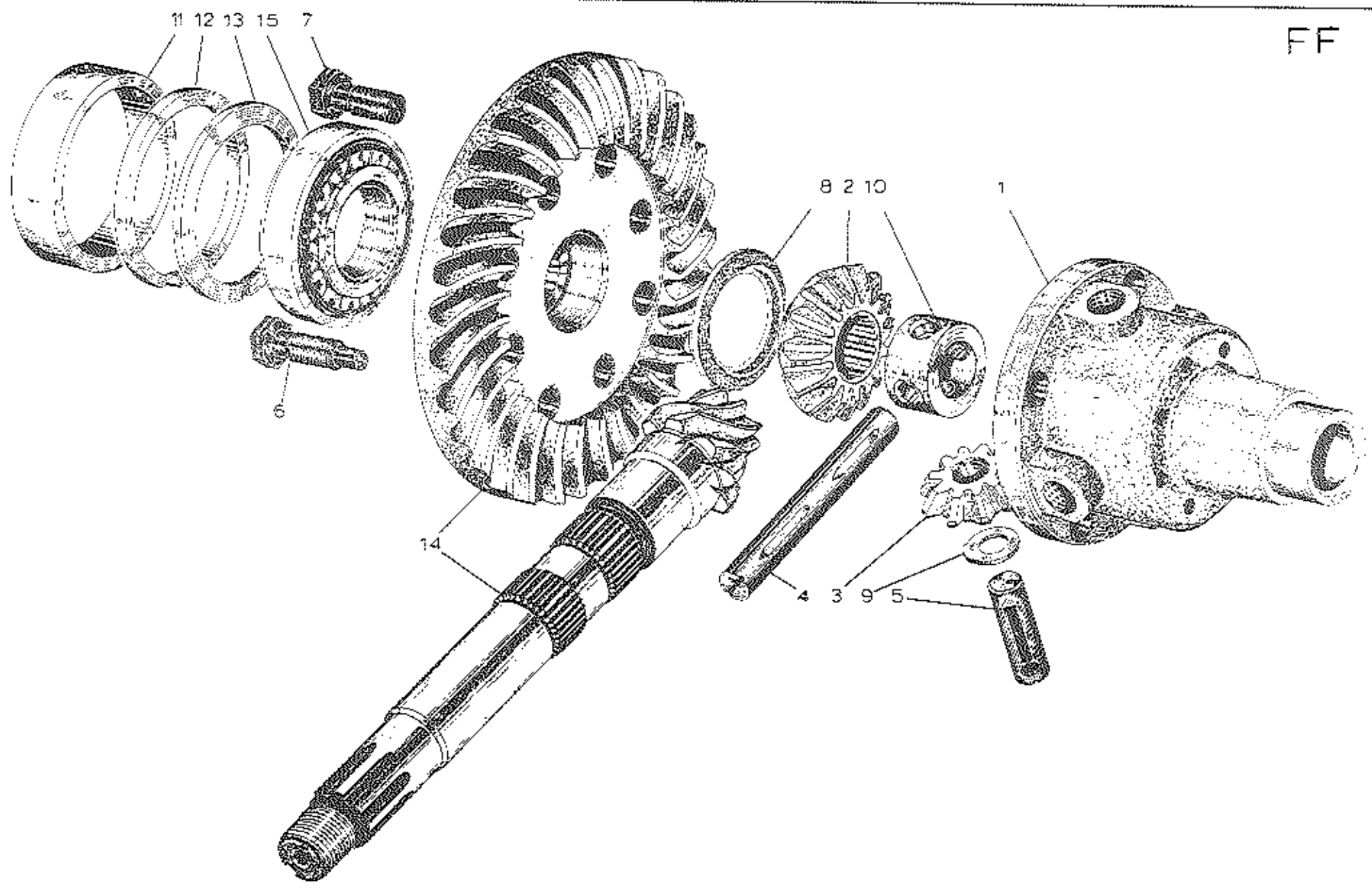
PLATE Ref: No.	DESCRIPTION	PART No	QUANTITY			DOMESTIC	R.O.W.	FEDERAL	REMARKS
			S.1.	S.2.	ALL				
FE 36	Adjusting Washer 2.41	A079F6138F	*	*	1				
	" " 2.45	A079F6139F	*	*	1				
	" " 2.49	A079F6140F	*	*	1				
	" " 2.53	A079F6141F	*	*	1				
	" " 2.57	A079F6142F	*	*	1				
	" " 2.61	A079F6143F	*	*	1				
	" " 2.65	A079F6144F	*	*	1				Alternatives
	" " 2.69	A079F6145F	*	*	1				
	" " 2.73	A079F6146F	*	*	1				
	" " 2.77	A079F6147F	*	*	1				
	" " 2.81	A079F6148F	*	*	1				
	" " 2.85	A079F6149F	*	*	1				
	" " 2.89	A079F6150F	*	*	1				
	" " 2.93	A079F6151F	*	*	1				
	" " 2.97	A079F6152F	*	*	1				
	" " 3.01	A079F6153F	*	*	1				
	" " 3.05	A079F6154F	*	*	1				
	" " 3.09	A079F6155F	*	*	1				
	" " 3.13	A079F6156F	*	*	1				Esprit FE. 5

PLATE Ref: No.	DESCRIPTION	PART No	QUANTITY				REMARKS
			S.1.	S.2.	ALL	DOMESTIC R.O.W. FEDERAL	
FE 37	Nut	A079F6101F	*	*	1		
FE 38	Roller bearing SKF	A079F6116F	*	*	1		Alternatives
	Roller bearing INA	A079F6117F	*	*	1		
FE 39	Double ball bearing	A079F6115F	*	*	1		
FE 40	Needle cage, 1st & 2nd pinion, INA	A079F6104F	*	*	1		
	Needle cage, 1st & 2nd pinion, Nadella	A079F6105F	*	*	1		Alternatives
	Needle cage, 1st & 2nd pinion, Durkoff	A079F6106F	*	*	1		

03.79

Esprit
FE. 6

FF



F224

PLATE Ref: No.	DESCRIPTION	PART No	QUANTITY						REMARKS
			S.1.	S.2.	ALL	DOMESTIC	R.O.W.	FEDERAL	
FF 1	Housing	A079F6231F	*	*	1				
FF 2	Planet wheel	A079F6232F	*	*	2				
FF 3	Satellite wheel	A079F6233F	*	*	4				
FF 4	Satellite spindle, long	A079F6234F	*	*	1				
FF 5	Satellite spindle, short	A079F6235F	*	*	2				
FF 6	Locking screw, satellite wheel	A079F6237F	*	*	3				
FF 7	Locking screw, crown wheel	A079F6238F	*	*	5				
FF 8	Planet wheel washer 1.52	A079F6239F	*	*	1				
	Planet wheel washer 1.58	A079F6240F	*	*	1				
	Planet wheel washer 1.64	A079F6241F	*	*	1				
	Planet wheel washer 1.70	A079F6242F	*	*	1				Alternatives
	Planet wheel washer 1.76	A079F6243F	*	*	1				
	Planet wheel washer 1.82	A079F6244F	*	*	1				
FF 9	Satellite gear washer 1.535	A079F6245F	*	*	1				
	Satellite gear washer 1.615	A079F6246F	*	*	1				Alternatives
	Satellite gear washer 1.695	A079F6247F	*	*	1				
	Satellite gear washer 1.775	A079F6248F	*	*	1				
FF 10	Crosshead bush	A079F6236F	*	*	1				

Esprit
FF. 1

PLATE Ref: No.	DESCRIPTION	PART No	QUANTITY						REMARKS
			S.1.	S.2.	ALL	DOMESTIC	R.O.W.	FEDERAL	
FF 11	Spacer	A079F6249F	*	*	1				
FF 12	Spacer, 2.9	A079F6250F	*	*	1				Alternatives
	Spacer, 3.3	A079F6251F	*	*	1				
	Spacer, 3.7	A079F6252F	*	*	1				
	Spacer, 4.1	A079F6253F	*	*	1				
	Spacer, 4.5	A079F6254F	*	*	1				
	Spacer, 4.9	A079F6255F	*	*	1				
	Spacer, 5.3	A079F6256F	*	*	1				
	Spacer, 5.7	A079F6257F	*	*	1				
FF 13	Adjusting washer, 3.00	A079F6259F	*	*	1				Alternatives
	Adjusting washer, 3.05	A079F6260F	*	*	1				
	Adjusting washer, 3.10	A079F6261F	*	*	1				
	Adjusting washer, 3.15	A079F6262F	*	*	1				
	Adjusting washer, 3.20	A079F6263F	*	*	1				
	Adjusting washer, 3.25	A079F6264F	*	*	1				
	Adjusting washer, 3.50	A079F6265F	*	*	1				
	Adjusting washer, 3.55	A079F6266F	*	*	1				
FF 14	Crown wheel & pinion	A079F6267F	*	*	1				
FF 15	Roller bearing	A079F6258F	*	*	2				

03.79

Esprit
FF. 2

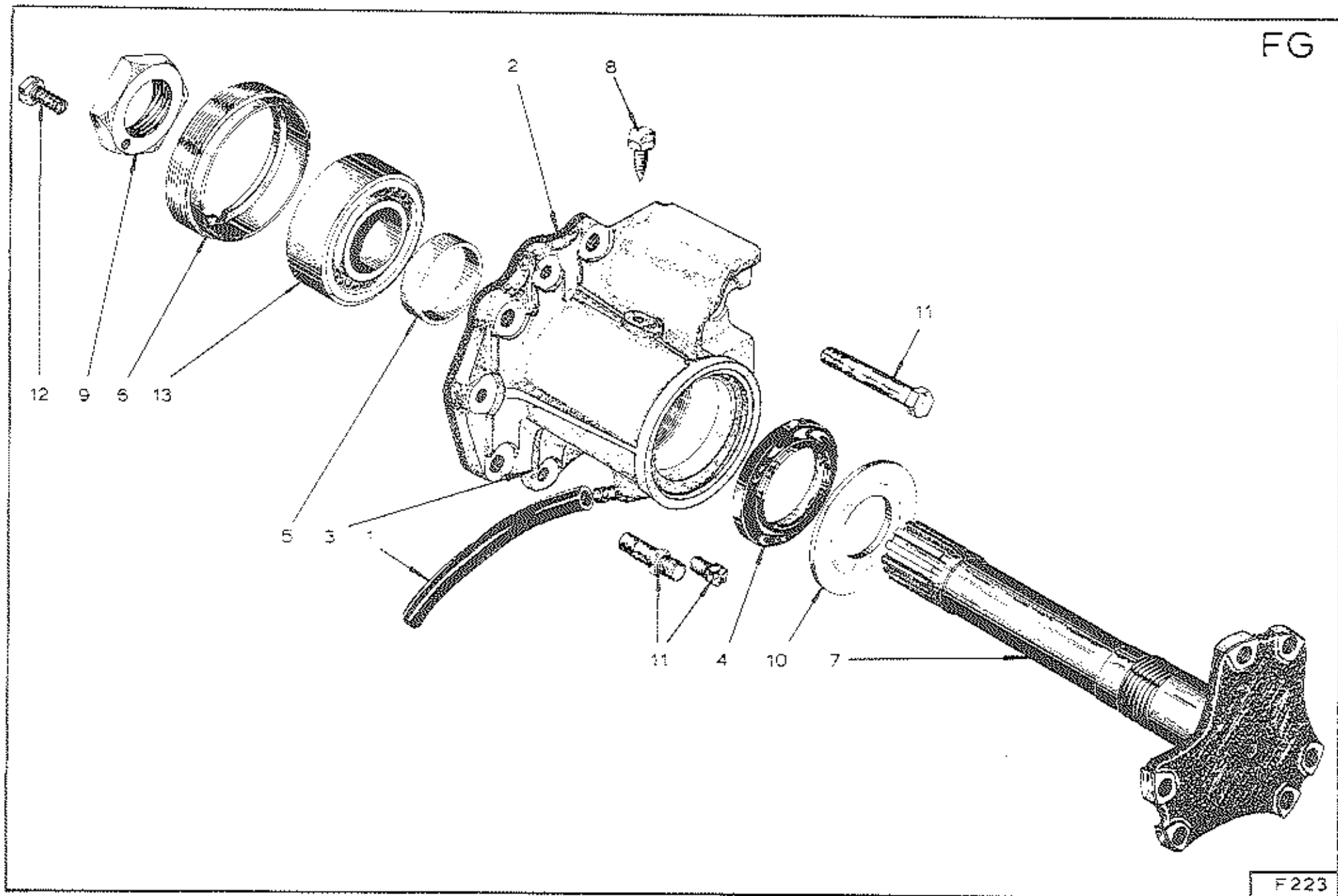


PLATE Ref: No.	DESCRIPTION	PART No	QUANTITY						REMARKS
			S.1.	S.2.	ALL	DOMESTIC	R.O.W.	FEDERAL	
FG 1	Drain pipe	A079F4019F	*	*	2				
FG 2	Gasket	A709F6028F	*	*	2				
FG 3	Drive shaft housing RH	A079F6275F	*	*	1				
	Drive shaft housing LH	A079F6276F	*	*	1				
FG 4	Seal	A079F6288F	*	*	2				
FG 5	Thrust Ring	A079F6283F	*	*	2				
FG 6	Ring Nut	A079F6278F	*	*	2				
FG 7	Shaft, RH	A079F6281F	*	*	1				
	Shaft, LH	A079F6280F	*	*	1				
FG 8	Locking screw	A079F6279F	*	*	2				
FG 9	Nut	A079F6284F	*	*	2				
FG 10	Oil retaining washer	A079F6282F	*	*	2				
FG 11	Bolt, 7 x 20	A079F6218F	*	*	1				
	Bolt, 7 x 25	A079F6191F	*	*	5				
	Bolt, 7 x 70	A079F6287F	*	*	2				
	Bolt, 9 x 30	A079F6204F	*	*	10				
	Bolt, 9 x 75	A079F6286F	*	*	2				
FG 12	Locking screw	A079F6285F	*	*	2				
FG 13	Roller bearing, double	A079F6277F	*	*	2				

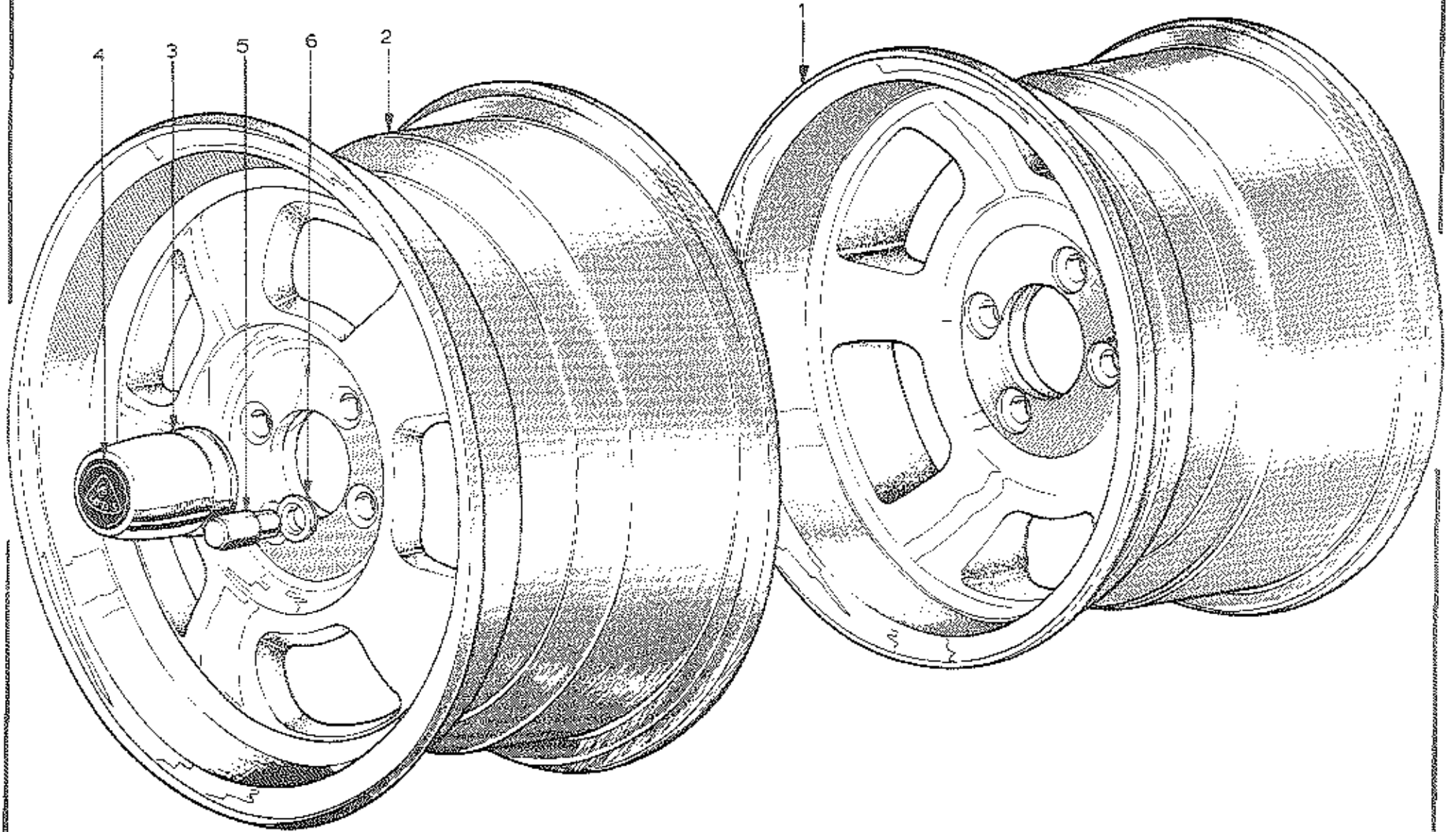


PLATE Ref: No.	DESCRIPTION	PART No	QUANTITY						REMARKS
			S.1.	S.2.	ALL	DOMESTIC	R.O.W.	FEDERAL	
GA 1	Wheel and Tyre Assy, Rear	C079G4001F	*		2				Includes Spare Wheel
	Rear Road Wheel	A079G6001F	*		2				
	Tyre, 205/70 VR 14	A079G6008F	*	*	2				
GA 2	Wheel and Tyre Assy, Front	C079G4000F	*		3				
	Front Road Wheel	A079G6000F	*		3				
	Tyre, 205/60 VR 14	A075G0046ZL	*	*	3				
GA 3	Centre Cap	A079G6002F	*		4				
GA 4	Badge, Centre Cap	A079G6005F	*		4				
	Adhesive, Clear, Silastic	A075U6044VE	*		10				
	Primer, Clear, DC 1200	A075U6087V	*		1				
GA 5	Nuts, Wheel (12mm)	C079G6003F	*		16				
GA 6	Washer, Wheel Nuts	A079G6004F	*		16				
	Bolt, 12 mm x 120	A079W2074F	*		1				
	Bolt, 12 mm x 90	A079W2073F	*		1				
	Bolt, 12 mm x 100	A079W2072F	*		1				
	Bolt, 12 mm x 110	B079W2074F	*		1				
	Washer	A075U0492ZK	*		1				
	PBC Grease	A907E6256V	*		A/R				
								For Spigot Ring	

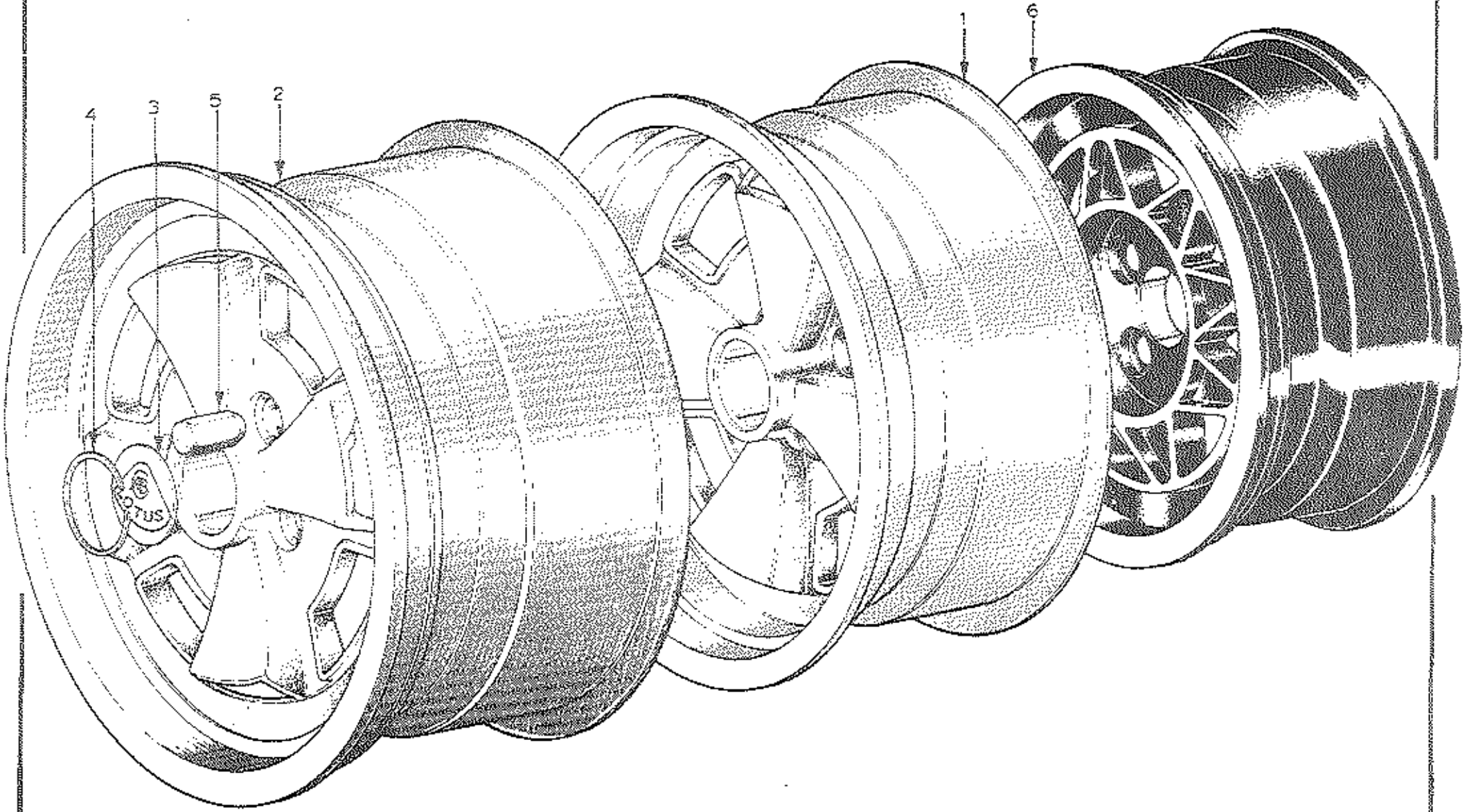


PLATE Ref: No.	DESCRIPTION	PART No	QUANTITY						REMARKS
			S.1.	S.2.	ALL	DOMESTIC	R.O.W.	FEDERAL	
GAA 1	Wheel & Tyre Assy, Rear	B079G4005F		*	2				
	Rear Road Wheel	C079G4010F		*	2				
	Tyre 205/70 VR x 14	A079G6008F	*	*	2				
GAA 2	Wheel & Tyre Assy, Front	A079G4004F		*	2				
	Front Road Wheel	C079G4002F		*	2				
	Tyre 205/60 VR x 14	A075G0046ZL	*	*	2				
GAA 3	Valve, Shraeder 14063	A079G6013F		*	4				
	Wheel Badge	A079G4006F		*	4				
GAA 4	Spring Ring	A079G6012F		*	4				
GAA 5	Wheel Nuts	A079G6011F		*	16				
GAA 6	Wheel & Tyre Assy, Spare 185/70 HR 13	A079G4011F		*	1				
	Wheel, Spare, 5½ x 13	A079G4012F		*	1				
	Label, "Use Warning", Tie On	A079G4009F		*	1				
	Label, "Use Warning", Adhesive	A079G4013F		*	1				
	Bolt 12 mm x 100	A079W2072F		*	1				Heater Cars
	Bolt 12 mm x 110	A079W2074F		*	1				Air Cond Cars
	Washer	A075U0492ZK		*	1				
PBC Grease	A907E6256V		*	A/R				For Spigot Ring	

Esprit
GAA. 1

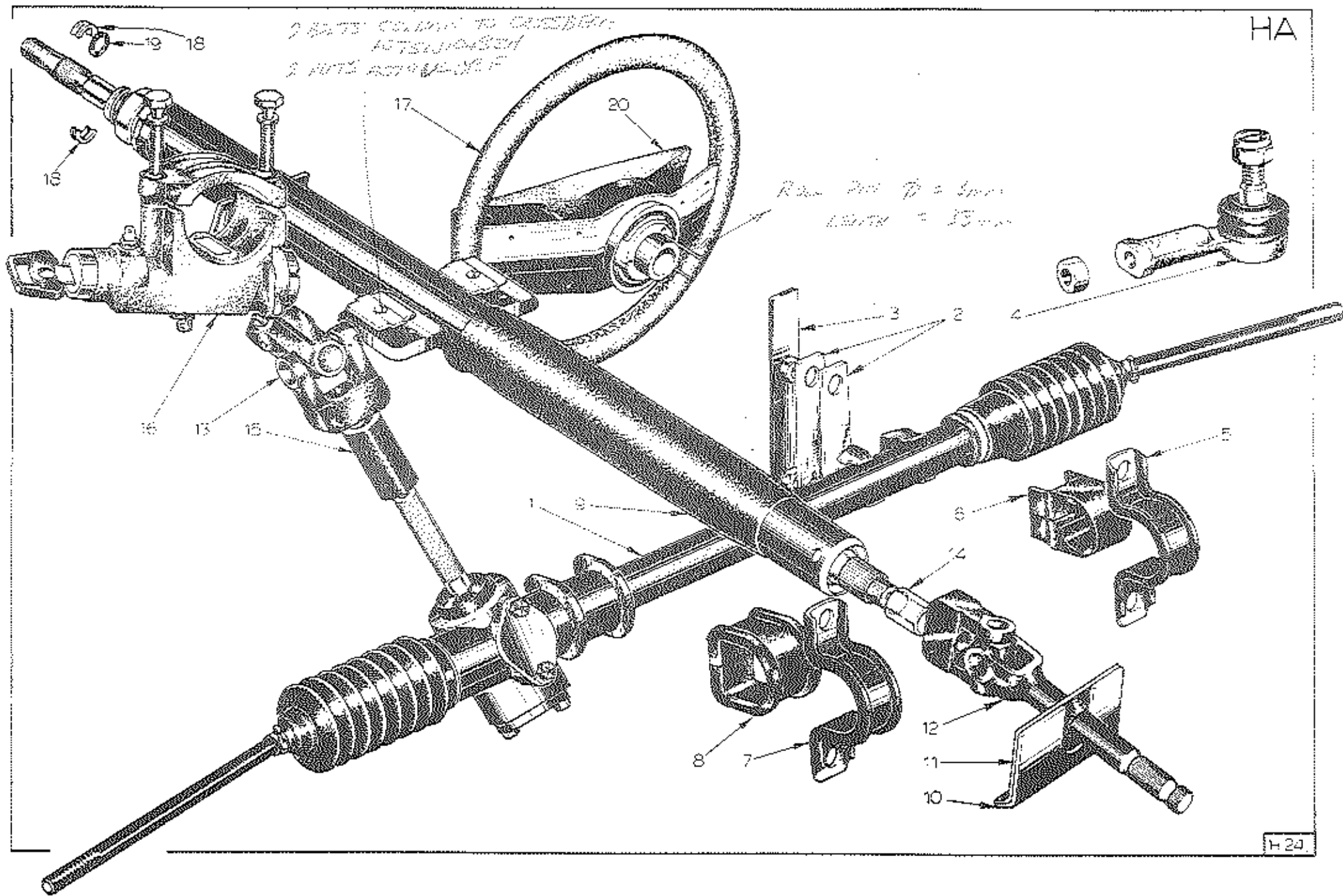
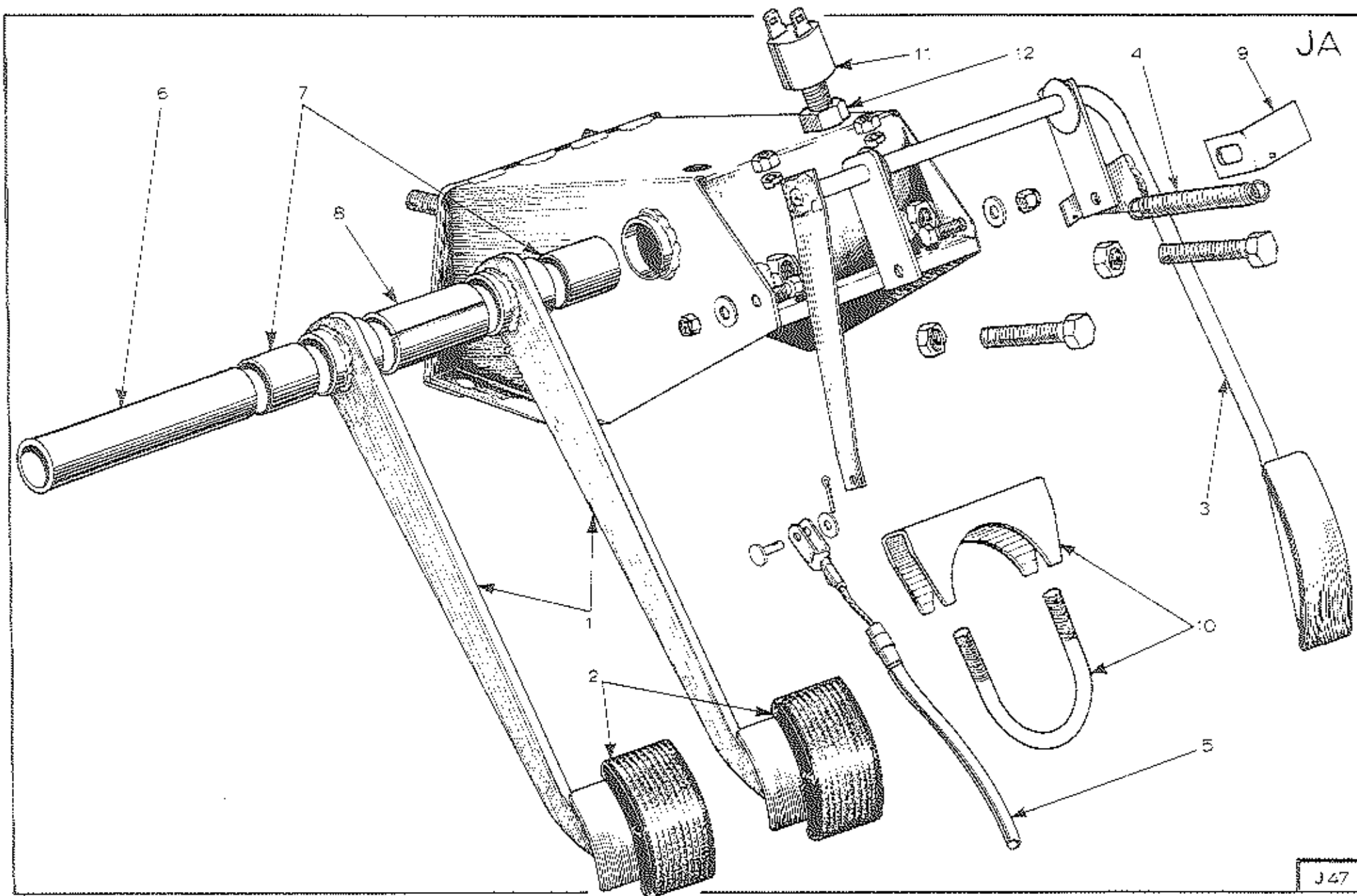


PLATE Ref: No.	DESCRIPTION	PART No	QUANTITY						REMARKS
			S.1.	S.2.	ALL	DOMESTIC	R.O.W.	FEDERAL	
HA1	Steering Rack Assy, RHD	A079H4001F	*	*		1			
	Steering Rack Assy, LHD	A079H4007F	*	*			1	1	
	Bellows, C/W Clips, Pinion End	A075H6021ZJ	*	*	1				BATTER AND CLIP SET A075H6025F
	Bellows, C/W Clips, Non Pinion End	A075H6022ZC	*	*	1				
HA 2	Shims	A079H4006K	*	*	2				
HA3	Tapping Plate, Rack Mounting	A079H4004K	*	*	1				
HA4	Ball Joint, Rack/Steering Arm	A075H6001ZH	*	*	2				
	Locknut	A075W3017ZA	*	*	2				
HA 5	Clamp, Rack Mounting, Non Pinion End	A007H4104ZJ	*	*	1				
HA 6	Rubber Bush, Clamp, Non Pinion End	A007H4103ZD	*	*	1				
HA 7	Clamp, Rack Mounting, Pinion End	A007H4105ZC	*	*	1				
HA 8	Rubber Bush, Clamp, Pinion End	A007H4106ZH	*	*	1				
	Screw	A075W1038ZB	*	*	4				
	Washer	A075W4036ZE	*	*	4				
HA9	Steering Column Assy	A079H6006F	*	*	1				Replaces A079H6000F
HA 10	Seal Plate, Steering Column, RHD	A079U4332F	*	*		1			(555 INTRIM) GOLDEN
	Seal Plate, Steering Column, LHD	A079U4331F	*	*			1	1	
HA 11	Gasket, Seal Plate	A079U4325F	*	*	1				Esprit HA 1

QUANTITY

PLATE Ref: No.	DESCRIPTION	PART No	S.1.	S.2.	QUANTITY				REMARKS
					ALL	DOMESTIC	R.O.W.	FEDERAL	
HA 12	Intermediate Steering Column Assy	A079H4002F	*	*	1				Top U/J is part of Assy.
HA 13	Universal Joint, Intermed. Steering Col.	A075H6009ZD	*	*	1				<i>C075H6009 (E1:51H RED CRIDE PRINT)</i>
HA 14	<i>BOLT LOWER U/J</i> Spline Protector, Steering Column	A075H6009ZD A079H4010K	*	*	1				
HA 15	Spline Protector, Steering Rack	A079H4011K	*	*	1				
	Castrol Red, Rubber Grease	A000Z1029Z	*	*	A/Z				
	Bolt, 8mm x 35mm	A075W2033Z	*	*	3				
	Nut, Nyloc, 8mm	A075W3010ZK	*	*	3				Inter. Shaft to Column and Rack
	Washer	A075W4020ZB	*	*	3				
HA 16	Steering Column Lock, c/w Ign. Switch	A079H6001F	*	*		1			
	Steering Column Lock, c/w Ign. Switch	A079H6004F	*	*			1	1	
	Shear Bolt, Lock to Column	A079H6008F	*	*	2				
<i>E1:</i> <i>35H</i> HA 17	Steering Wheel, (Black Rim) <i>ASSY</i>	A079H4005F E079H4000F	*	*	1				<i>HUB (BLACK) A079H4015F</i>
HA 17	Steering Wheel, (Brown Rim) <i>ASSY</i>	A079H4005F B079H4009F	*	*	1				<i>Indicator Cancel Roll Pins - 3mm x 38mm</i> <i>A079H6013F</i>
	Nut, Steering Wheel	A079H4011F A075W3018Z	*	*	1				<i>HUB (BROWN) A079H4018F</i>
	Washer	A075W4008Z	*	*	2				
HA 18	Collet, Steering Column	B079H4005H	*	*	2				
HA 19	'O' Ring	A079H6003F	*	*	1				
HA 20	Crash Pad, Steering Wheel	B079H4003F	*	*	1				
	Bush, Crash Pad Fixing	A079H600ZF	*	*	8				Esprit HA 2



SCREW TYPE TRUNNION ON END OF THROTTLE CABLE


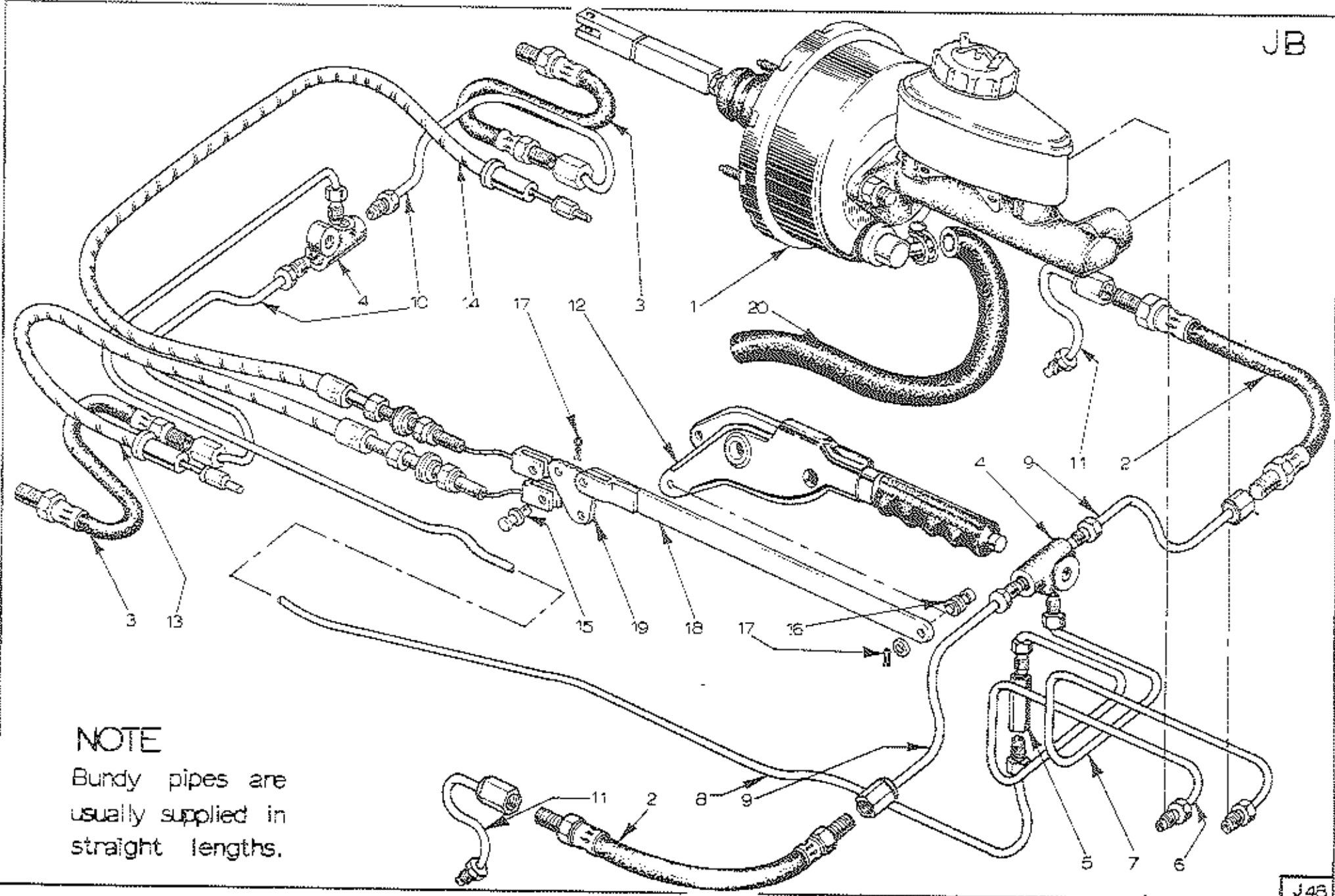
 = A05089/60Z

PLATE Ref: No.	DESCRIPTION	PART No	QUANTITY					DOMESTIC	R.O.W.	FEDERAL	REMARKS
			S.1.	S.2.	ALL						
	Pedal Box Assy	D079J4001P	*	*	1					Up to unit Nos. 360G, 729H & 149J inc.	
	Pedal Box Assy	A079J4059P	*	*	1					From unit Nos. 361G, 730H & 150J inc.	
JA .1	Brake/Clutch Pedals RHD	D079J4002F	*	*		2					
	Brake/Clutch Pedals LHD	A079J4051F	*	*			2	2		<i>EI:0565</i>	
JA .2.	Pedal Pads	A079J6001F	*	*	2						
JA .3	Throttle Pedal Assy RHD	C079J4012F	*	*		1				Up to unit Nos. 360G inc. <i>EI:0565</i>	
	Throttle Pedal Assy RHD	A079J4060F	*	*		1				From unit Nos. 361G inc.	
	Fibre Washer	A079W4052F	*	*		1					
	Throttle Pedal Assy LHD	B079J4052F	*	*			1	1		Up to unit Nos. 729H & 149J inc. <i>EI:0565</i>	
	Throttle Pedal Assy LHD	A079J4062F	*	*			1	1		From unit Nos. 730H & 150J inc.	
Not illus.	Lever Assy, Throttle Pedal RHD	A079J4061F	*	*		1				From unit Nos. 361G inc.	
Not illus.	Spiral Pin, 5 mm x 18 mm (RHD only)	A079W6199F	*	*		1				From unit Nos. 361G inc.	
Not illus.	Cotter Pin 1/8" x 1" (LHD only)	A075W6176F	*	*			1	1		From unit Nos. 730H & 150J inc.	
JA .4.	Return Spring	A075J6029ZA	*	*	1						
JA .5.	Throttle Cable	A079J4055F	*	*		1	1			Replaces C079J4013F	
	Throttle Cable	A079J4053F A079J4055F	*	*				1		Replaces C079J4053F	
	Trunnion (Fitted to Carb. Lever)	A079J4056F	*	*				1		} <i>Used with C079J4053F</i>	
	Trunnion	A074K60001ZC	*	*				1			
	Trunnion Screw	A074K6000ZJ	*	*				1			

SCREW TYPE TRUNNION ON END OF THROTTLE CABLE
REPLACES CABLE EI:633
A079J4055F

Esprit
JA .1

PLATE Ref: No.	DESCRIPTION	PART No	QUANTITY						REMARKS
			S.1.	S.2.	ALL	DOMESTIC	R.O.W.	FEDERAL	
	Grommet, Throttle Cable	X050B6158ZJ	*	*	1				
JA .6.	Pedal Shaft, Brake/Clutch	B079J4003J	*	*	1				
JA .7.	Bush, Pedal Shaft	A079J6025F	*	*	2				
	Bearing, Pedal Shaft	A075J6005ZB	*	*	2				Up to unit Nos. 360G, 729H & 149J
	Washer 7/16" x 7/16" x 18 swg.	A075W4005ZD	*	*	2) From unit Nos. 361G, 730H & 150J
JA .8.	Spacer, Pedal Shaft	A079J4005F	*	*	1				
	Spacer, M/C Mounting	A079J4004K	*	*	1				
JA .9.	Bracket, Throttle Stop	D079J4017K	*	*	1				Up to unit Nos. 360G, 729H & 149J <i>E114023</i>
	Bracket, Throttle Stop	E079J4017F	*	*	1				From unit Nos. 361G, 730H & 150J
	Abutment, Throttle Cable	B079J4016K	*	*	1				
	Pop Rivet 1/8"	A075W6094Z	*	*	2				
JA .10.	Clamp Assy, Column to Pedal Box	A075S6003ZG	*	*	1				<i>E114025</i>
JA .11.	Stop Light Switch	X036M6154WL	*	*	1				
JA .12.	Locknut	A050M6067ZK	*	*	1				
	Clevis Pin	A079W6143F	*	*	2				
	Split Pin	A075W6006F	*	*	2				
	Footrest (left foot)	A079 J4074F		*			1		
	Jacknut, M5	A076W3043F		*			2		
	Setscrew, M5 x 12	A075W1021Z		*			2		
	Cover, footrest	A079J4075K		*			1		
	Jacknut, M6	A075W3043Z		*			2		
	Setscrew, M6 x 12	A075W1027Z		*			2		
	Washer	A075W4046		*			2		



NOTE

Bundy pipes are usually supplied in straight lengths.

PLATE Ref: No.	DESCRIPTION	PART No	QUANTITY						REMARKS
			S.1.	S.2.	ALL	DOMESTIC	R.O.W.	FEDERAL	
JB.1.	Servo Assy	A079J6029F	*	*	1				Type 28
	Servo Push Rod	B079J4007F	*	*	1				
	Seal, Servo/Master Cyl	A079J6031F	*	*	1				
	Minor Service Kit, Servo	A079J6033F	*	*	A/R				
	Non Return Valve Kit	A050J6100ZG	*	*	A/R				
	Master Cyl. Assy. c/w Reservoir	A079J6030F	*	*	1				Type ASAS 0.75"
	Reservoir Kit	A079J6036F	*	*	A/R				AS A075J6065F
	Fluid Level Warning Indicator	A079J6035F	*	*	1				
	Service Kit, Master Cyl.	A079J6034F	*	*	A/R				
	Grommet, Servo Vacuum Hose	X036M6289Z	*	*	1				
JB.2	Front Hose	B075J6015F	*	*	2				
JB.3.	Rear Hose	A079J6016F	*	*	2				
	Adaptor, Rear Caliper	A079J6019F	*	*	2				
JB.4.	3 Way Union	A075J6019ZF	*	*	2				
JB.5.	Double Ended Union	A079J6020F	*	*	1				
	Locknut	A079J6021F	*	*	6				
	Washer, Shakeproof	A075J6018ZA	*	*	6				
	Gasket, 3/8"	A074J6020ZA	*	*	2				

Esprit

JB.1.

QUANTITY

PLATE Ref: No.	DESCRIPTION	PART No	QUANTITY				REMARKS		
			S.1.	S.2.	ALL	DOMESTIC		R.O.W.	FEDERAL
	Grommets	A036B6010ZE	*	*	8				
JB.6.	Bundy Pipe, 21.0"	A079J4066F	*	*		1			Replaces B079J4006F - M. Cyl to D/E Un
	Bundy Pipe	A079J4072F	*	*			1	1	Replaces B079J4006F - M. Cyl to D/E Un
JB.7.	Bundy Pipe, 23.0"	A079J4067F	*	*		1			Replaces B079J4007F - M. Cyl to front 3
	Bundy Pipe	A079J4073F	*	*			1	1	Replaces B079J4007F - M. Cyl to front 3
JB.8.	Bundy Pipe 131.5"	A079J4069F	*	*	1				Replaces A079J4008F - D/E Union to rear 3 way.
JB.9.	Bundy Pipe 20.0"	A079J4068F	*	*	2				Replaces A079J4009F - Front 3 way to hose
JB.10.	Bundy Pipe 26.5"	A079J4070F	*	*	2				Replaces A079J4010F - Rear 3 way to hose
JB.11.	Bundy Pipe, 5.5"	A079J4071F	*	*	2				Replaces A079J4011F - Front hose to cal.
JB.12	Handbrake Assy, + <i>PINOT BOLT</i> <i>HANDBRAKE LEVER GRIP</i>	A079J6000F <i>A079J6050F</i>	*	*	1				<i>PINOT BOLT THREAD 3/8 UNF</i> <i>" " A079J6059F</i>
<i>JB.12.1</i>	Handbrake Tapping Plate <i>RHD</i> <i>LHD</i>	<i>A079U4216K</i> <i>A079U319K</i>	*	*	1				
JB.13.	Handbrake Cable Assy, Short	A079J4019F	*	*	1				
	Cable Lagging, Short	A079J4064F	*	*				1	
JB.14.	Handbrake Cable Assy, Long	A079J4020F	*	*	1				
	Cable Lagging, Long	A079J4063F	*	*				1	
	Cable Grommet Plate	A079U4483F	*	*	1				
	Grommet	A075U6043Z	*	*	2				
	Rubber Guy	A075U6066FG	*	*	1				Esprit
	Grip, Handbrake Lever	A079J6050F	*	*	1				JB.2.
10.78	<i>FLAT WASHER 10x20-5x1-5</i> <i>10mm NYLOC NUT</i>	<i>A075W4004Z</i> <i>A075W3011Z</i>							

QUANTITY

PLATE Ref: No.	DESCRIPTION	PART No	QUANTITY							REMARKS
			S.1.	S.2.	ALL	DOMESTIC	R.O.W.	FEDERAL		
	Cable Clip	A075Q6013ZF	*	*						
JB.15.	Clevis Pin 5/16" x 9/16"	A075W6033ZK	*	*	1					
JB.16.	Clevis Pin 1/2" x 7/8"	A079W6026F	*	*	1					
	Washers 5/16" I.D.	A075W4002ZL	*	*	3					
	Washer 1/2" I.D.	A075W4065ZG	*	*	1					
JB.17.	Retaining Pin	A075W6175F	*	*	4					
	Fwd. Handbrake Cable Abutment	B075J4022K	*	*	1					
J.B.18.	Actuation Rod, Handbrake	A079J4024K	*	*	1					
JB.19.	Compensator	A079J4023K	*	*	1					
	Pivot Bush, Handbrake Mounting	A079U4281K	*	*	1					
	"P" Clips	A075Q6013ZF	*	*	3					
	Screw 6 mm x 20	A075W1030ZF	*	*	2					
	Washers, 6 mm	A075W4013ZL	*	*	2					
	Nuts, Nyloc, 6 mm	A075W3009ZE	*	*	2					
	Grammet, Handbrake Cable	A075U6043Z	*	*	2					
	Anti Rattle Pad, Handbrake Linkage	A079J4041K	*	*	1					
JB.20.	Hose, Servo to Bundy, 28"	BX75J0309K	*	*	1					Replaces A079J4034F
	Hose, Bundy to Manifold 19"	A079J4035K	*	*	1					
	Bundy Pipe, Servo Vacuum	A079J4033F	*	*	1					

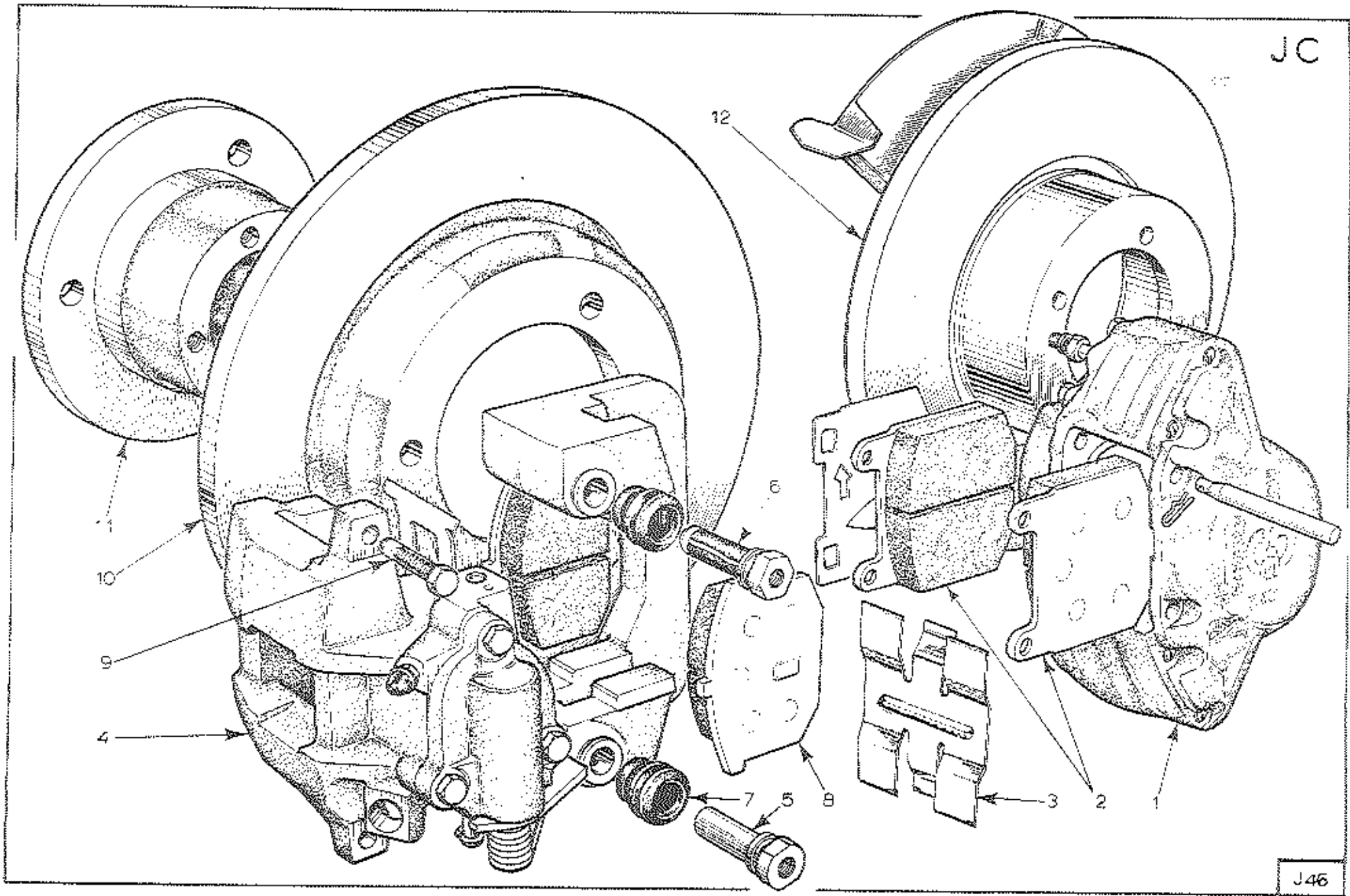


PLATE Ref: No.	DESCRIPTION	PART No	QUANTITY						REMARKS
			S.1.	S.2.	ALL	DOMESTIC	R.O.W.	FEDERAL	
JC.1.	Front Caliper, RH	A079J6011F	*	*	1				<i>CASTING N^o</i> <i>(320271V)</i> <i>64322446</i> <i>(320235A1)</i> <i>64322439</i> <i>GRIND PART N^o</i> <i>(64033356 RH)</i> <i>(64033355 LH)</i>
	Front Caliper, LH	A079J6002F	*	*	1				
	Caliper Mounting Bolts	A079J6007F	*	*	4				
	Spring Washer	A075W4069F	*	*	4				
JC.2.	Brake Pads, Front	A079J6023F	*	*	4			<i>Oil PAD</i> <i>64322457A1 TAB 304932028</i> <i>CONTR UNDE</i> <i>OK PV</i> <i>RED/BLUE/WHITE/RED/BLUE</i>	
	Pad Retaining Pin	A079J6026F	*	*	4				
	Pin Retaining Clip	A079J6027F	*	*	4				
JC.3.	Dust Shield	-	*	*	2			Part of Front Brake Pad Kit	
	Bleed Screw, Front Caliper	A079J6028F	*	*	2				
	Service Kit, Front Caliper	X036J6003ZJ	*	*	A/R				
JC.4.	Rear Caliper, RH.	A079J6012F	*	*	1			Part of Guide Pin Kit - A079J6045F	
	Rear Caliper, LH.	A079J6004F	*	*	1				
	Rear Caliper Lower Fixing Bolts	A075W2059Z	*	*	2				
JC.5.	Bolt, Primary	-	*	*	2			Part of Guide Pin Kit - A079J6045F	
JC.6.	Bolt, Secondary (Bushed)	-	*	*	2				
JC.7.	Sleeve, Rubber	-	*	*	2				
JC.8.	Brake Pads, Rear	A079J6024F	*	*	4			<i>3232009966 (PV)</i> <i>ZER 2/D 346</i> <i>(9334-1975) PROD BATCH</i> <i>(0710-1976) N^o ONLY</i> <i>Esprit</i> JC.1.	
	Pad Damping Spring	A079J6047F	*	*	4				

PLATE Ref: No.	DESCRIPTION	PART No	QUANTITY							REMARKS
			S.1.	S.2.	ALL	DOMESTIC	R.O.W.	FEDERAL		
JC. 9	Return Spring R.H.	A O79 J6 O49F	*	*	1				Part of Guide Pin Kit - A O79 J6 O45F <i>inc. Woodbrake each</i> <hr/> <i>A O75 W 2029 Z 10 10 x 75 (EI: 705)</i>	
	Return Spring L.H.	A O79 J6 O48F	*	*	1					
	Bolts, Self Locking	-	*	*	4					
	Service Kit, Rear Caliper	A O79 J6 O42F	*	*	A/R					
	Guide Pin Kit	A O79 J6 O45F	*	*	A/R					
	Caliper Piston Kit, L.H.	A O79 J6 O43F	*	*	A/R					
	Caliper Piston Kit, R.H.	A O79 J6 O44F	*	*	A/R					
	Bleed Screw, Rear Caliper	A O79 J6 O46F	*	*	2					
	Rear Caliper Mounting Bolts 10 x 80mm	A O75 W 2051 Z J	*	*	4					
	Rear Caliper Mounting Bolts 10 x 60mm	A O79 W 2055 Z	*	*	2					
JC. 10.	Washer, Plain	A O75 W 4024 Z L	*	*	4					
	Washer, Spring	A O75 W 4033 Z A	*	*	4					
JC. 11.	Rear Disc	A O79 J4 O00F	*	*	2					
JC. 12.	Drive Shaft Adaptor.	B O79 D 4002 G	*	*	2					
	Drive Shaft Adaptor	C O79 D 4002 G	*	*	2			Cast Aluminium, superseded by C O79 D 4002 D Use Bolts as detailed in Section DA.		
Ol. 79.	Support Bracket, Brake Pipe, R.H.	A O79 J4 O26 K	*	*	1					
	Support Bracket, Brake Pipe, L.H.	A O79 J4 O27 K	*	*	1					
Ol. 79.	Front Disc	A O79 J6 O03 F	*	*	2			<i>Supplied in pairs only</i>		
Ol. 79.	Fixing Screw	A O79 G 6029 F	*	*	4					

Esprit
JC.2.

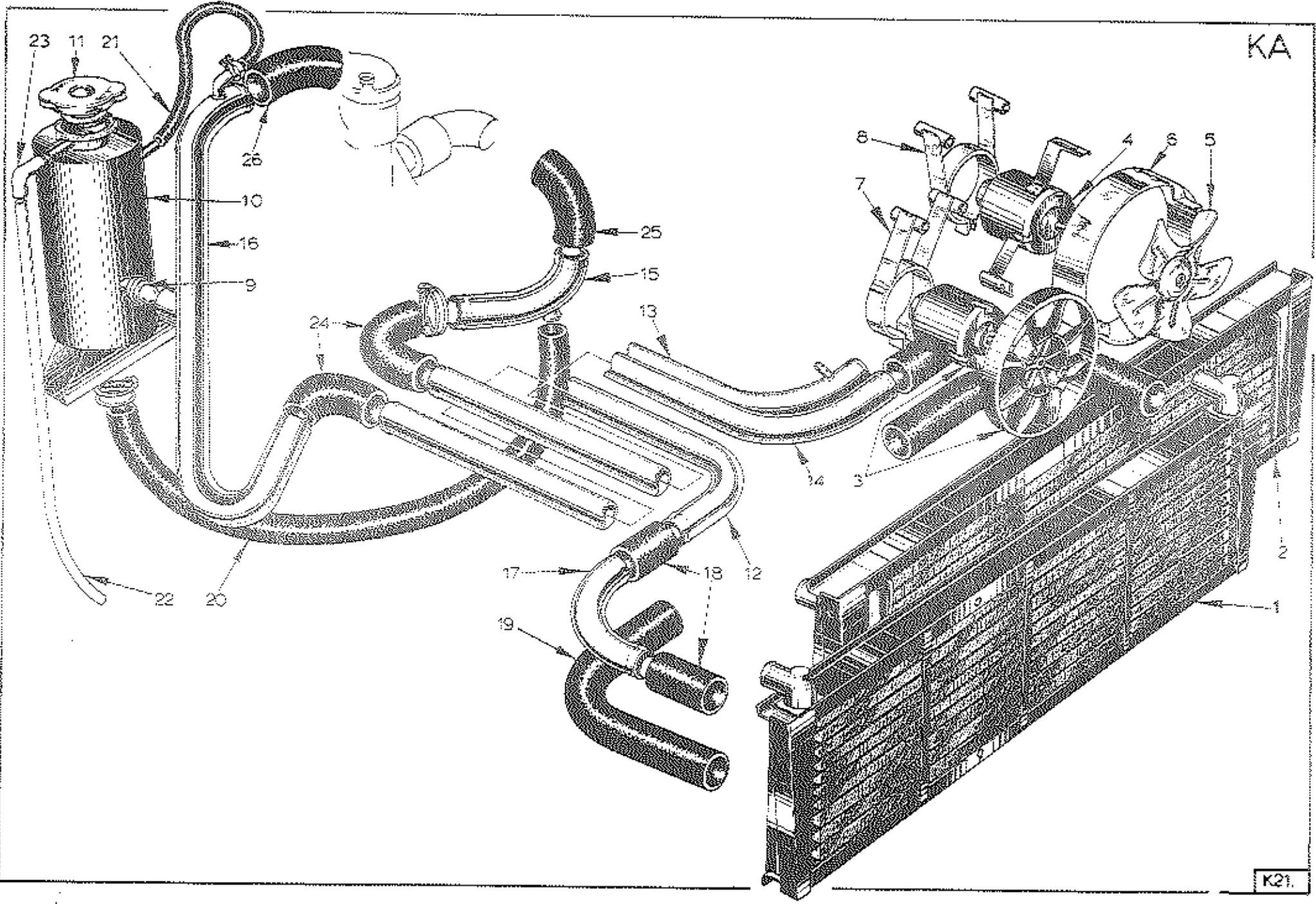


PLATE Ref. No.	DESCRIPTION	PART No	QUANTITY						REMARKS
			S.1.	S.2.	ALL	DOMESTIC	R.O.W.	FEDERAL	
KA .1.	Radiator	A079K4000F	*			1	1		Replaced by A079K4035F
KA .2.	Radiator	A079K4035F	*	*	1				All Federal heater cars, and unit nos 310G, 321G, 325G & 333G on, inc. When used as a replacement for A079K4000F deflector plates, A079K4041K, LH and A079K4040K, RH, <u>Must</u> be fitted in the radiator duct.
	Drain Plug	A079K6006F	*	*	1				
	Washer	A079K6007F	*	*	1				
	Radiator	A079K4086F		*				1	
	Drain Plug	A075K6011F		*				1	Air conditioned cars.
	Foam, Radiator Mounting	A079K4001F	*	*	2				
	ScREW, Radiator to Duct	A075W1028ZG	*	*	5				
	Washer Plain	A075W4017ZJ	*	*	5				
	Washer, Spring	A075W4035ZL	*	*	5				
KA .3.	Motor/Fan Assy.	A079K4024F	*			2	2		Up to unit Nos. 309G, 311G to 320G, 322G to 324G, 327G to 332G & 141J, inc.
	Motor/Fan/Cowl Assy	A079K4038J	*	*		2	2	3	
KA .4.	Fan Motor <i>51-42K 23/1/77</i>	A079K4036F	*	*		2	2	3	Comprises KA4, KA5, & KA6. All Federal Heater cars and Middle East, also unit nos, 310G, 321G, 325G, 326G & 333G on, and 142J on, inc.
KA .5.	Fan	A079K4037F	*	*		2	2	3	
KA .6.	Fan Cowl	A079K4031F	*	*		2	2	3	
01.79.									

QUANTITY

PLATE Ref: No.	DESCRIPTION	PART No	QUANTITY							REMARKS
			S.1.	S.2.	ALL	DOMESTIC	R.O.W.	FEDERAL		
	Fan Motor <i>see Bulletin 1922/21</i>	A074M6027ZH		*					2	Air Cond. Cars only, radiator cooling
	Fan, 11"	A074K6000ZJ		*					2	
	Fan, Cowl, 11" & Motor Mounting	C079K4085F		*					2	
	Clip, Fan/Motor	A079K6011F		*					2) Replaces B079K4085F and Spacer ring A079K4090F.
	Fan Motor	A079K6010F		*					1	
	Fan, 10"	A079K6009F		*					1	Air Cond. Cars only, Condenser Cooling
	Fan Cowl, 10" & Motor Mounting	B079K4084F		*					1	
	Cowl, Radiator Fans	A079K4092K		*					1) ABS. Air Cond. Cars only.
	Cowl, Condenser Fan	A079P4127K		*					1	
KA .7.	Bracket, Fan Motor Mounting	A079K4020F	*			2	2) Up to unit Nos. 309G, 311G to 320G 322G to 324G and 141J, Inc.
KA .8.	Bracket, Fan Motor Mounting	B079K4032F	*	*		2	2	3		
	Insulator, Radiator Fan Motor	A079K4057F	*	*		2	2	3) All Federal Heater cars, and unit nos. 310G, 321G, 325G, 326G and 333G on, and 142J on, Inc.
	Bolt 6 mm x 45	A075W2031ZH	*	*		4	4	6		
	Nut, Nyloc, 6 mm	A075W3009ZE	*	*		4	4	6) Brackets to chassis) Motor to Brackets) Motor to Brackets) Motor to Brackets Heater Cars
	Setscrews, 8 mm x 25	A075W1039ZG	*	*		2	2	3		
	Washer, 8 mm	A075W4020ZB	*	*		2	2	3		
	Nut, Nyloc	A075W3010ZK	*	*		2	2	3		
01.79.										

Esprit
KA .2.

PLATE Ref: No.	DESCRIPTION	PART No	QUANTITY						REMARKS
			S.1.	S.2.	ALL	DOMESTIC	R.O.W.	FEDERAL	
KA .9.	Other Switch	A036K6026ZH	*	*		1			
	Other Switch	A075K6007ZK	*	*				1	Also Middle East
	Grommet	A036K6027ZB	*	*	1				
	Retaining Wire, Other Switch	A036H6046V	*	*	A/A				
KA .10.	Header Tank	A079K4002F	*	*	1				
	Washer Plain	A075W4026ZK	*	*	2				
	Nut, Nyloc, 10 mm	A075W3011ZD	*	*	2				
KA .11.	Pressure Cap	A075K6004ZF	*	*	1				
KA .12.	Main Water Pipe, Radiator Feed	B079K4003F	*	*	1				Heater Cars.
	Main Water Pipe, Radiator	A079K4087F	*	*	1				Air Cond. Cars.
KA .13.	Main Water Pipe, Radiator Return	C079K4004F	*	*		1	1		Up to unit Nos. 309G, 311G, to 320G 322G to 324G, 327G to 332G and 141J.
KA .14.	Main Water Pipe, Radiator Return	D079K4026F	*	*	1				All federal units and unit nos. 310G, 321G, 325G, 326G and 333G on, and 142J on inc.
	Grommet, Water Pipe/Chassis	X046K6001ZK	*	*	4				
KA .15.	Water Pipe, Main to Pump	A079K4017F	*	*		1	1		Up to unit nos. 309G, 311G to 320G, 322G 324G, 327G to 332G and 141J inc.
KA .15.	Water Pipe, Main to Pump	A079K4039F	*	*	1				All federal units and unit nos. 310G, 321G, 325G, 326G and 333G on, and 142J on, inc
Oi.79									

PLATE Ref: No.	DESCRIPTION	PART No	QUANTITY						REMARKS	
			S.1.	S.2.	ALL	DOMESTIC	R.O.W.	FEDERAL		
KA.16.	Water Pipe, Thermostat to Main Pipe	B079K4018F	*	*			1			<i>2 LOSES WITH STROKE SCOTCH DONT WITHSTAND</i>
	Water Pipe, Thermostat to Main Pipe	B079K4025F	*	*				1		
KA.17.	Water Pipe, Radiator to Main Pipe	A079K4033F	*	*				2		
KA.18.	Hose, Connection, Radiator to Main Pipe	A079K4034F	*	*				4		Heater Cars
	Hose, Connection, Radiator to Main Pipe	A079K4034F	*	*				2		Air Cond. Cars
	Hose Connection	B075K0118Z	*	*				1		Air Cond. Cars
	Hose, Elbow	B075K0103ZD	*	*				1		Air Cond. Cars
KA.19.	Hose, Radiator to Main Pipe	A079K4044F	*	*			2	2		
KA.24.	Hose, Main Pipe, Rear	B075K0103ZD	*	*	2					
KA.26.	Hose, Pump Outlet to Pipe	B075K0103ZD	*	*			2	2		
KA.26.	Hose, Pump Outlet to Pipe	A079K4027F	*	*						
KA.25.	Hose, Water, Top Pipe to Pump	A079K4019F	*	*			1	1		Replaced by A079K4043F
	Hose, Water, Top Pipe to Pump	A079K4027F	*	*					1	Replaced by A079K4043F
	Hose, Water Pipe to Pump Inlet	A079K4043F	*	*	1					Replaces A079K4019F & A079K4027F also A907E0686Y pump inlet pipe & B907E0487Z, Hose, Inlet Pipe to pump
	Hose Clips, Main Water Pipe	X036P6008ZG	*	*			2	2	4	<i>2/B A079K4027F (61161K)</i>
O1.79	Water Pipes, Heater Feed and Return	B079K4008F	*	*	2					

Esprit
KA.4.

PLATE Ref: No.	DESCRIPTION	PART No	QUANTITY						REMARKS
			S.1.	S.2.	ALL	DOMESTIC	R.O.W.	FEDERAL	
	Hose, Manifold to Heater Feed Pipe	A079K4009F	*			1	1		When header tank is at fwd, end of the engine.
	Hose, Manifold to Heater Feed Pipe	A079K4029F	*	*	1				All federal and when header tank is at the rear of engine on Dom/R.O.W.
	Hose, Heater to Heater Feed Pipe	A079K4016F	*	*	1				
	Hose, Heater to Main Water Return	A075P0081ZC	*	*		1	1		
	Hose, Heater to Main Water Return	A079P4020F	*	*				1	
	Grommet, Feed Pipe	A079K6004K	*	*	2				
KA .20.	Hose, Header Tank to Water Pipe	A079K4011F	*			1	1		When header tank is at the fwd end of the engine.
	Hose, Header Tank to Water Pipe	A079K4028F	*	*	1				All federal, and when header tank is at the rear of engine on Dom/R.O.W.
	Hose Clips, Heater & Tank Hose	A907E6085ZE	*	*	8				Replaces X036K6018Z <i>P/S A079K4009F (S.1:61K)</i>
KA .21.	Hose, Air Bleed	C079K4013F	*			1	1		When header tank is at fwd end of the engine.
KA .21.	Hose, Air Bleed	A079K4030F	*	*	1				All Federal, and when header tank is at the rear of engine on Dom/R.O.W.
	Spring Clip, Hose to air box	A079W6185F	*	*	2				
KA .22.	Tube, Overflow	A075K0114ZD	*	*	1				
KA .23.	Elbow	X036J0135ZG	*	*	1				
01.79.	Hose Clip, Water Pipe Support Bracket	A907E6054ZD	*	*	1				<i>P/S A079K4009F</i> Esprit (S.1:61K) KA .5.

KAA

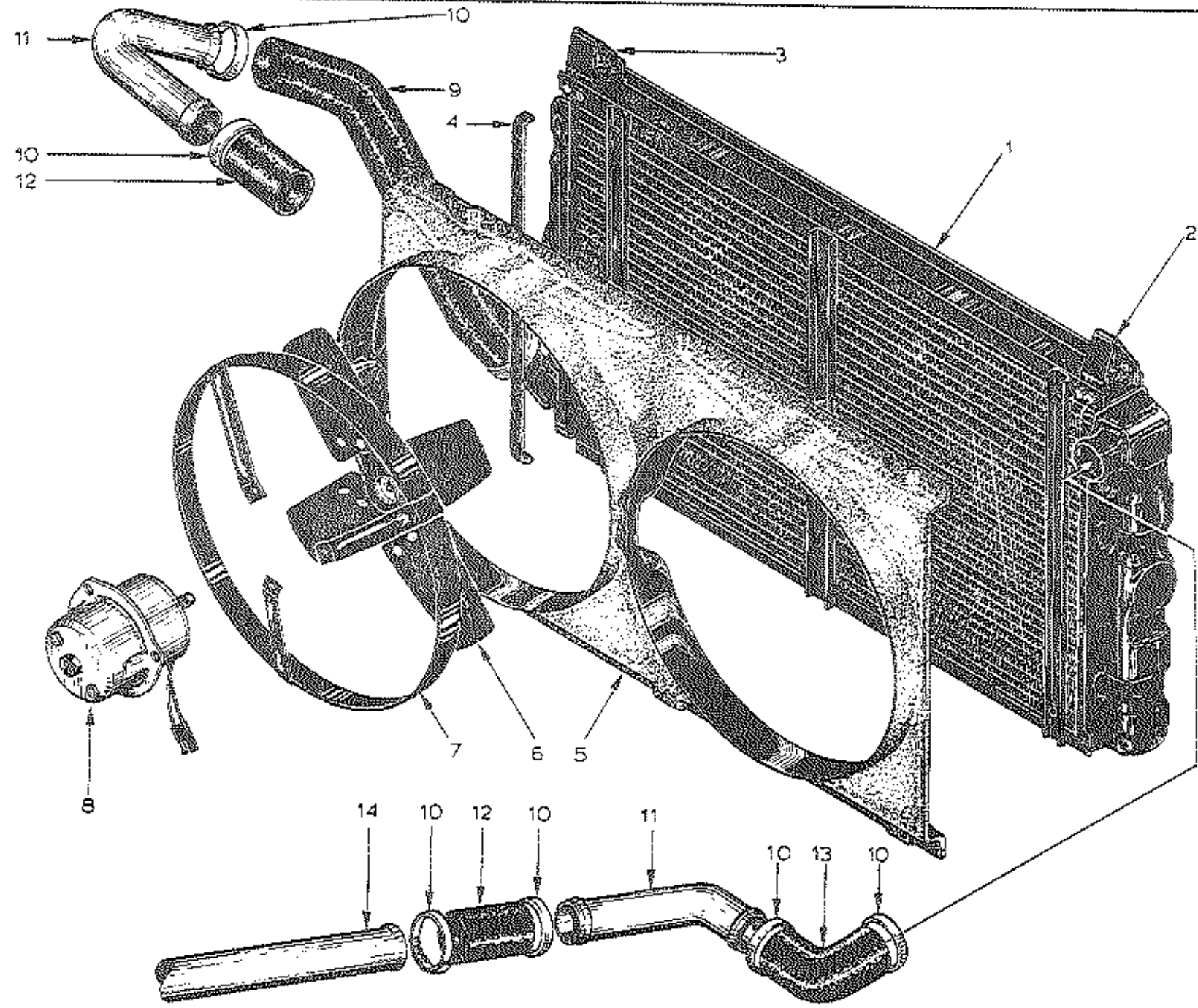


PLATE Ref. No.	DESCRIPTION	PART No	QUANTITY							REMARKS
			S.1.	S.2.	ALL	DOMESTIC	R.O.W.	FEDERAL		
										All Air Cond. Cars, and Heater Cars Unit Nos. 517G, 519G to 521G, 535G, 536G, 538G, 539G, 541G to 549G, 551G to 558G, 561G to 563G, 565G, 566G, 574G, 576G to 579G & 760G on. 205J, 213J to 217J, 219J, 220J, 224J & 268J on, 831H on, 1855 on, 185T on. All Inc.
KAA 1	Radiator	A079K4086F		*	1					
Not illus.	Radiator Drain Plug	A075K6011F		*	1					
KAA 2	Radiator Mounting Bracket, Upper, RH	A079K4063F		*	1					
KAA 3	Radiator Mounting Bracket, Upper, LH	A079K4062F		*	1					
Not illus.	Radiator Mounting Bracket, Lower	A079K4061F		*	2					
KAA 4	Foam Strip	X036B6213VC		*	A/R					
KAA 5	Cowl, Radiator Fans	A079K4092K		*	1					
	Screw, No. 6 x 3/8", Pozid, S.T.	A075W5028ZF		*	4					} Cowl/Radiator, Top.
	Spire Nut, No. 6	A075W6013ZE		*	4					
	Screw, No. 6 x 1/2", Pozid, S.T.	A075W5014Z		*	2					
	Spire Nut, No. 6	A075W6013ZE		*	2					} Cowl/Radiator, Bottom.
KAA 6	Fan, 11"	A074K6000ZJ		*	2					

Esprit
KAA 1.

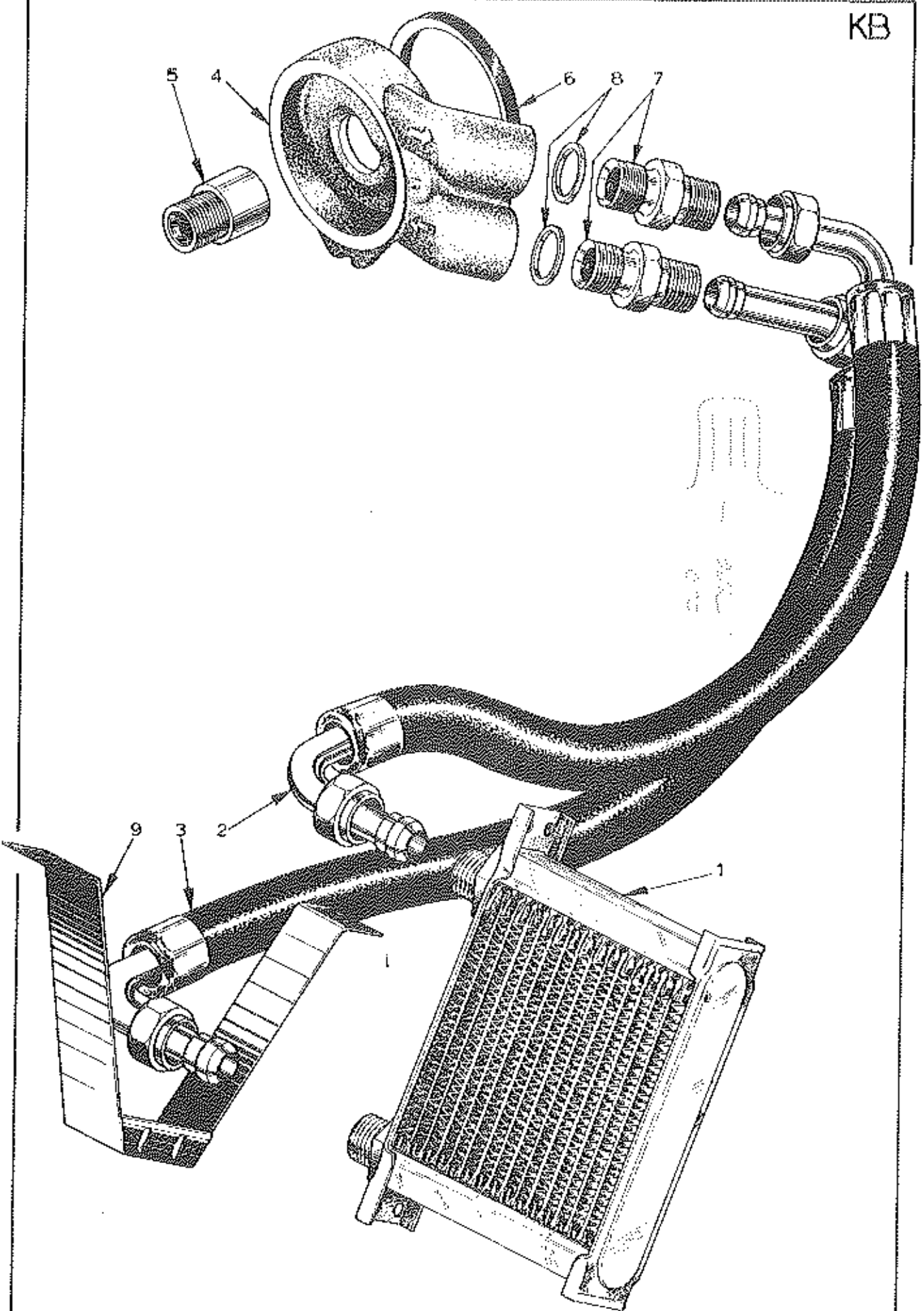
QUANTITY

PLATE Ref: No.	DESCRIPTION	PART No	QUANTITY				REMARKS
			S.1.	S.2.	ALL	DOMESTIC R.O.W. FEDERAL	
KAA 7	Fan Cowl, 11" x Motor Mounting	C079K4085F		*	2		Replaces B079K4085F and Spacer Ring A079K4090F.
KAA 8	Fan Motor	A074M6027ZH		*	2		
	Screw	A075W1021ZE		*	6		Motor to Cowl/Motor Mounting.
	Washer	A075W4000ZA		*	6		
	Nut	A075W3008ZL		*	6		
KAA 9	Hose	B075K0118Z		*	1		
KAA 10	Clip, Hose	A079K6019F		*	6		
KAA 11	Water Pipe, Radiator/Main Water Pipe	A079K4033F		*	2		
KAA 12	Hose, Connection	A079K4034F		*	2		
KAA 13	Hose, Pipe to Radiator	B075K0103ZD		*	1		
KAA 14	Main Water Pipe	A079K4087F		*	1		

9.79

Esprit
KAA 2.

KB



K 18

PLATE Ref: No.	DESCRIPTION	PART No	QUANTITY						REMARKS
			S.1.	S.2.	ALL	DOMESTIC	R.O.W.	FEDERAL	
KB.1.	Oil Cooler	A907E6297F	*	*	1				<i>From 12/77</i> Oil Coolers fitted to all Federal and 288G on and 134J on, approx. Fits to angled adaptor A907E0579F Fits to straight adaptor A907E1248K Fits to angled adaptor A907E0579F Fits to straight adaptor A907E1248K
KB.2.	Pipe Assy, Cooler Inlet	A907E6298F	*	*	1				
	Pipe Assy, Cooler Inlet	<i>ABS -</i> B907E1257F	*	*	1				
KB.3.	Pipe Assy, Cooler Outlet	<i>SHORT?</i> A907E6299F	*	*	1				
	Pipe Assy, Cooler Outlet	<i>ABS</i> B907E1258F	*	*	1				
KB.4.	Adaptor, Aux, Housing, Angled.	A907E0579F	*	*	1				
	Adaptor, Aux, Housing, Straight	A907E1248K	*	*	1				
KB.5.	Extension, Threaded, Aux. Housing	A907E0571F	*	*	1				
KB.6.	Sealing Ring, Square Section	A907E6167F	*	*	1				
KB.7.	Adaptor, Pipe Assy	A907E6300F	*	*	2				
KB.8.	Sealing Washer	B907E6301F	*	*	2				
KB.9.	Oil Cooler Support Bracket.	A079A4112K	*	*	1				

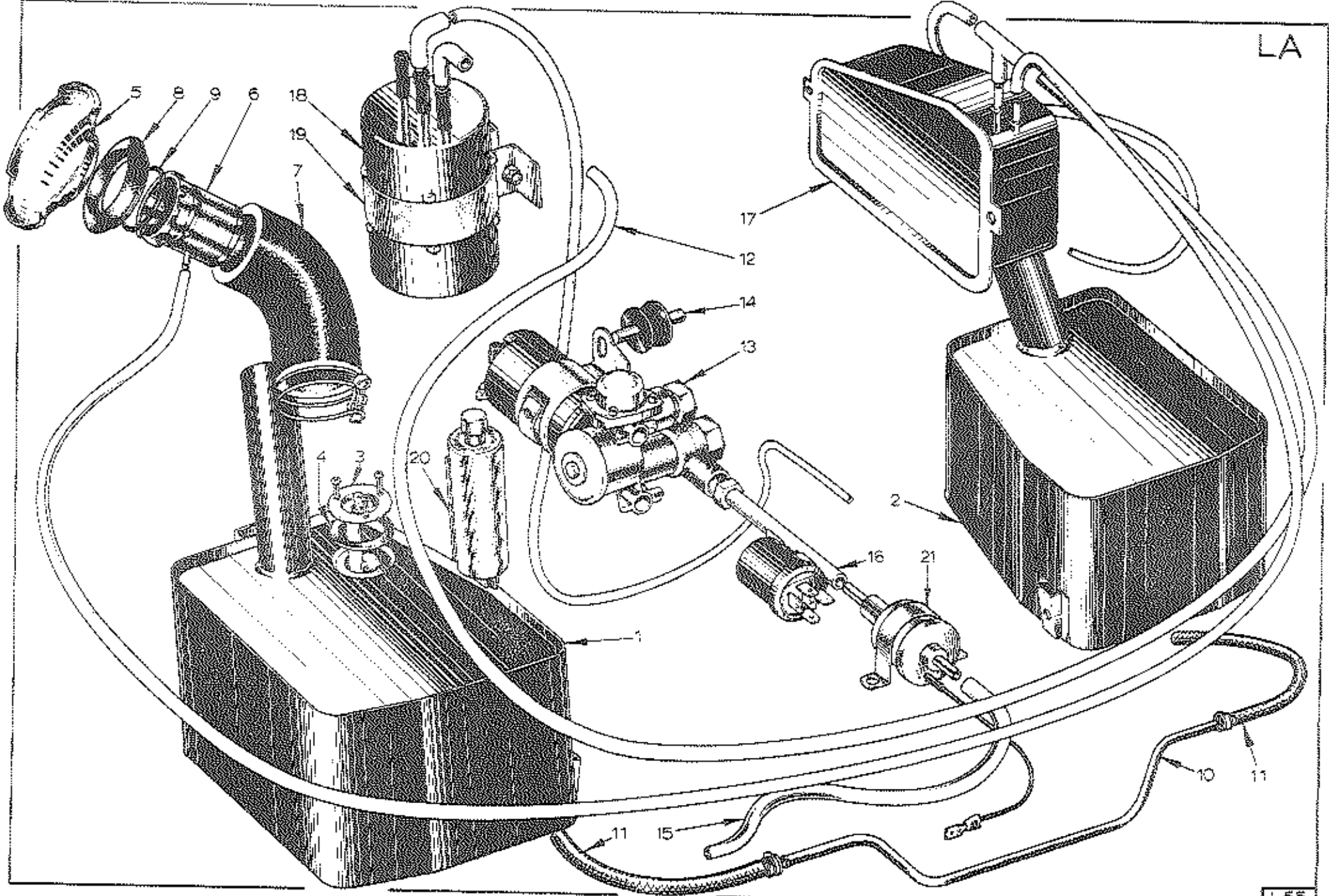


PLATE Ref: No.	DESCRIPTION	PART No	QUANTITY						REMARKS
			S.1.	S.2.	ALL	DOMESTIC	R.O.W.	FEDERAL	
LA .1.	Fuel Tank, RH.	D079L4006F	*		1				Up to unit Nos. 312G, 566H, 568H to 547H & 136J inc. Shorter filler neck than C079L4006F.
	Fuel Tank RH.	A079L4028F	*	*	1				From Unit Nos. 313G up to 485G, 489G, 490G, 494G & 496G, 567H, 575H up to 830H, 137J up to 204J, 206J & 207J, up to 126S, Inc.
	Fuel Tank, RH.	A079L4039F		*	1				From unit Nos. 486G to 488G, 491G to 493G, 495G & 497G on, 831H on, 205J & 208J on, 127S on & 100T on Inc.
LA .2.	Fuel Tank, LH.	D079L4001F	*		1				Up to Unit Nos. 312G, 566H, 568H to 547 & 136J Inc. Shorter filler neck than C079L4001F.
	Fuel Tank, LH.	A079L4029F	*	*	1				Unit Nos. 313G on, 567H, 575H on, 137J on, 100S on & 100T on, Inc.
	Tank Banjo Bolt Banjo Washers	A079L6005F A079L6006F	*	*	2 2				Unit Nos. 313G on, 567H, 575H on, 137J on, 100S on & 100T on, Inc.
LA .3.	Sender Unit	A079L6000F	*		1				
LA .4.	Gasket, Sender Unit	A079L4018F	*		1				
	Sender Unit	A079L4040K		*	1				Up to unit Nos. 485G, 489G, 490G, 494G & 496G, 830H, 204J, 206J & 207J & 126S Inc.
	Sender Unit	A079N6029F		*	1				From unit Nos. 486G, to 488G, 491G to 493G, 495G & 497G on, 831H on, 205J & 208J on, 127S on & 100T on Inc.

QUANTITY

PLATE Ref: No.	DESCRIPTION	PART No	S.1.	S.2.	ALL	QUANTITY			REMARKS
						DOMESTIC	R.O.W.	FEDERAL	
LA .5.	Filler Cap Assy	A079L4002J	*		1				Without Chain.
	Filler Cap Assy	A079L4038J		*	1				With chain
LA .6.	Filler Neck	A076L0151FG	*			2	2		Up to unit Nos. 312G & 136J Inc.
	Filler Neck, RH.	B079L4026F	*			1	1		Unit Nos. 313G on & 137J on, Inc.
	Filler Neck, RH.	C079L4026F		*		1	1		Use filler cap with chain.
	Filler Neck, LH.	B079L4027F	*			1	1		Unit Nos. 313G on & 137J on Inc.
	Filler Neck, LH.	C079L4027F		*		1	1		Use filler cap with chain.
	Filler Neck,	A076L0152FA	*					2	Up to unit Nos. 566H & 568H to 574H
	Filler Neck, RH.	B079L4024F	*					1	Unit Nos. 567H & 575H on, inc.
	Filler Neck, RH.	C079L4024F		*				1	Unit Nos. 700H on & 100T on, Inc.
	Filler Neck, RH.	C079L4026F		*				1	Unit Nos. 100S on, inc.
	Filler Neck, LH.	B079L4025F	*					1	Unit Nos. 567H & 575H on, inc.
	Filler Neck, LH.	C079L4025F		*				1	Unit Nos. 700H on & 100T on, Inc.
	Filler Neck, LH.	C079L4027F		*				1	Unit Nos. 100S on, Inc.
	Clamp Ring, Filler Neck	A079L4034F	*	*		2			Unit Nos. 313G on, 567H, 575H on, 1 on, 100S on & 100T on, Inc.
	Gasket, Clamp Ring	A079L4035F	*	*		2			Unit Nos. 313G on, 567H, 575H on, 1 100S on & 100T on, Inc.
	Gasket, Filler Cap	A079L6011F	*	*		2			

Esprit
LA .2.

QUANTITY

PLATE Ref: No.	DESCRIPTION	PART No	QUANTITY			DOMESTIC	R.O.W.	FEDERAL	REMARKS
			S.1.	S.2.	ALL				
LA.8.	Grommet, Filler Neck	X046L6001ZH	*		2				Up to Unit Nos. 312G, 566J, 568H to & 136J, Inc.
LA.7.	Hose, Filler to Tank	A079L4016F	*		2				Up to Unit Nos. 312G, 566H, 568H to & 136J, Inc.
	Hose, Filler to Tank	A079L4031F	*	*	2				Unit Nos. 313G on, 567H & 575H on, on, 100S on & 100T on, Inc.
LA.9.	"O" Ring, Filler to Body	X026S0086ZD	*		2				Up to Unit Nos. 312G, 566H, 568H to & 136J, Inc.
LA.10.	Pipe, Cross-Feed	B079L4015F	*		1) Up to Unit Nos. 312G, 566H, 568H to & 136J, Inc.
LA.11.	Pipe, Flexible, Cross Feed	A079L4004F	*		2				
	Pipe Tanks to Pump (& Cross Feed)	A079L4022F	*	*	1				Unit Nos. 313G on, 567H & 575H on, 100S on & 100T on Inc.
	Grommet, Pipe, Cross Feed	X050B6158ZJ	*		2) Up to Unit Nos. 312G, 566H, 568H to & 136J, Inc.
	P Clip, Cross Feed Pipe to Chassis	A075W6000ZF	*		3				
	Clip, Cross Feed Pipe to Chassis	A075W6002ZE	*	*	2				Unit Nos. 313G on, 567H & 575H on, on, 100S on & 100T on Inc.
LA.12.	Pipe, Tank Vent	A079L4005K	*	*	2				Filler Neck Breather
	Grommet	A036B6010ZE	*	*	8				
	Non-Return Valve	A076L6001F	*	*	2				In Filler Breather Pipe

Esprit
LA.3.

QUANTITY

PLATE Ref: No.	DESCRIPTION	PART No	QUANTITY					REMARKS
			S.1.	S.2.	ALL	DOMESTIC	R.O.W.	
LA.13.	Fuel Pump	C075L6002F	*	*	1			
	Pump Breather Pipe	A050M6164V	*		.4m			Up to Unit Nos., 312G, 566H, 568H to 574H & 136J, Inc.
	Pump Breather Pipe	A079L4023K	*	*	.5m			Unit Nos. 313G on, 567H, 575H on, 137J on, 100S on & 100T, on, Inc.
	Fuel Pump Adaptor	B079L4017F	*		1			Up to Unit Nos. 312G, 566H, 568H to 574 & 136J, Inc.
	Aluminium Washer	A026E6098ZD	*		1			
	Fuel Pump Adaptor	A079L6007F	*	*	2			Unit Nos. 313G on, 567H, 575H on & 137 on, Inc.
	Clamp	A075L6010ZA	*		1			
	Clamp Bolt	A075L6012ZL	*		1			
	Insulator	A075L0112ZC	*		1			
	LA.14	Metalastik Mount	X050S0156ZE	*		1		
Nut, Nylon		A075W3002ZC	*		4			
Penny Washer		A075W4002ZL	*		2			
Washer		A075W4003ZE	*		2			

Esprit
LA.4.

PLATE Ref: No.	DESCRIPTION	PART No	QUANTITY						REMARKS
			S.1.	S.2.	ALL	DOMESTIC	R.O.W.	FEDERAL	
	Fuel Pump Mounting Basket	A079L4021F	*	*	1				
	Bolt, Bracket to Bulkhead	A075W1039ZG	*	*	3				
	Washer	A075W4021ZG	*	*	3				
	Spring Washer	A075W4036ZE	*	*	3				
	Screw, Pump to Bracket	A079W1065F	*	*	2				
	Spring Washer	A075W4031ZB	*	*	2				
	Rubber Washer	AX75B2259F	*	*	2				
	Penny Washer	A075W4031ZB	*	*	2				
LA .15	Fuel Pipe, Tank to Filter	B079L4008F	*		1				Unit Nos. 313G on, 567H, 575H on, 137J on, 100S on and 100T on, Inc.
	Clips, Fuel Pipe	A079L6018F	*		2				
LA .16	Fuel Pipe, Flowlock to Pump	A079L4009F	*		1				
	Hose Connecting	A075L6014ZK	*		2				
	Hose Clip	A075L6015ZD	*		2				
	Hose Clip	X054J6028ZH	*		2				
	Fuel Pipe, Filter to Flowlock	B079L4004F	*		1				
	Fuel Pipe Assy, Tanks to Pump	A079L4022F	*		1				
	Fuel Pipe, Bundy, Pump to Filter	A079L4020F	*		1				
	Connections, Filter and Flowlock	A079L4019K	*		2				
	Filter	A075L6004ZZD	*	*	1				

Unit Nos. 313G on, 567H, 575H on,
137J on, 100S on and 100T on, Inc.

Up to Unit Nos. 312G, 566H, 568H
to 574H and 136J Inc.

Esprit
LA .5.

QUANTITY

PLATE Ref: No.	DESCRIPTION	PART No	QUANTITY							REMARKS
			S.1.	S.2.	ALL	DOMESTIC	R.O.W.	FEDERAL		
	Fuel Pipe, Pump to Carb.	B079E4012F	*			1	1			Up to Unit Nos. 312G & 136J, Inc.
	Fuel Pipe, Pump to Carb	B079E4028F	*					1		Up to Unit Nos. 566H & 568H to 574H Inc
	Fuel Pipe, Flowlock to Carb.	A079E4039F	*	*		1	1			Unit Nos. 313G on & 137J on Inc.
	Fuel Pipe, Flowlock to Carb.	A079E4038F	*	*				1		Unit Nos. 567H & 575H on, 100S on & 100T on, Inc.
	Clip Pipe to Chassis	A075W6015Z	*	*	2					
	Grommet, Fuel Pipe	X036B6131ZG	*	*	1					
LA .17	Evaporative Loss Tank	A079L4013F	*					1		
	Evaporative Loss Tank	B079L4013F	*	*				1		
LA .18	Charcoal Cannister	B075L6005ZJ	*	*				1		
	Plug, Rubber	A036J6005ZD	*	*				1		
	Elbows	A036J0135F	*	*				2		
LA .19	Mounting Bracket	A075L0111ZJ	*	*				1		
	Evaporating Loss Piping	A036L0085VF	*					1		Up to Unit Nos. 566H, & 568H to 574H, Inc
	Evaporating Loss Piping	A079L6008V	*	*				5m		
	Connection Tubes	A075U6080F	*	*				160 mm		Unit Nos. 567H & 575H on, 100S on & 100T on, Inc.
	Bundy Pipe, 1/2 O.D.	A079L0164K	*	*				650 mm		

10.78

Esprit
LA .6.

PLATE Ref: No.	DESCRIPTION	PART No	QUANTITY						REMARKS
			S.1.	S.2.	ALL	DOMESTIC	R.O.W.	FEDERAL	
LA .20	Inertia Switch	A075M61S1FE	*	*				1	
LA .21.	Flowlock Valve	B075E0127ZE	*	*				1	Up to Unit Nos. 566H & 568H to 574H inc.
	Flowlock Valve	A079L4036F	*	*	1				Unit Nos. 313G, 567H, 575H on, 137J on
	Clamp, Flowlock Valve	A079L4037F	*	*	1				100S on & 100T on, inc.

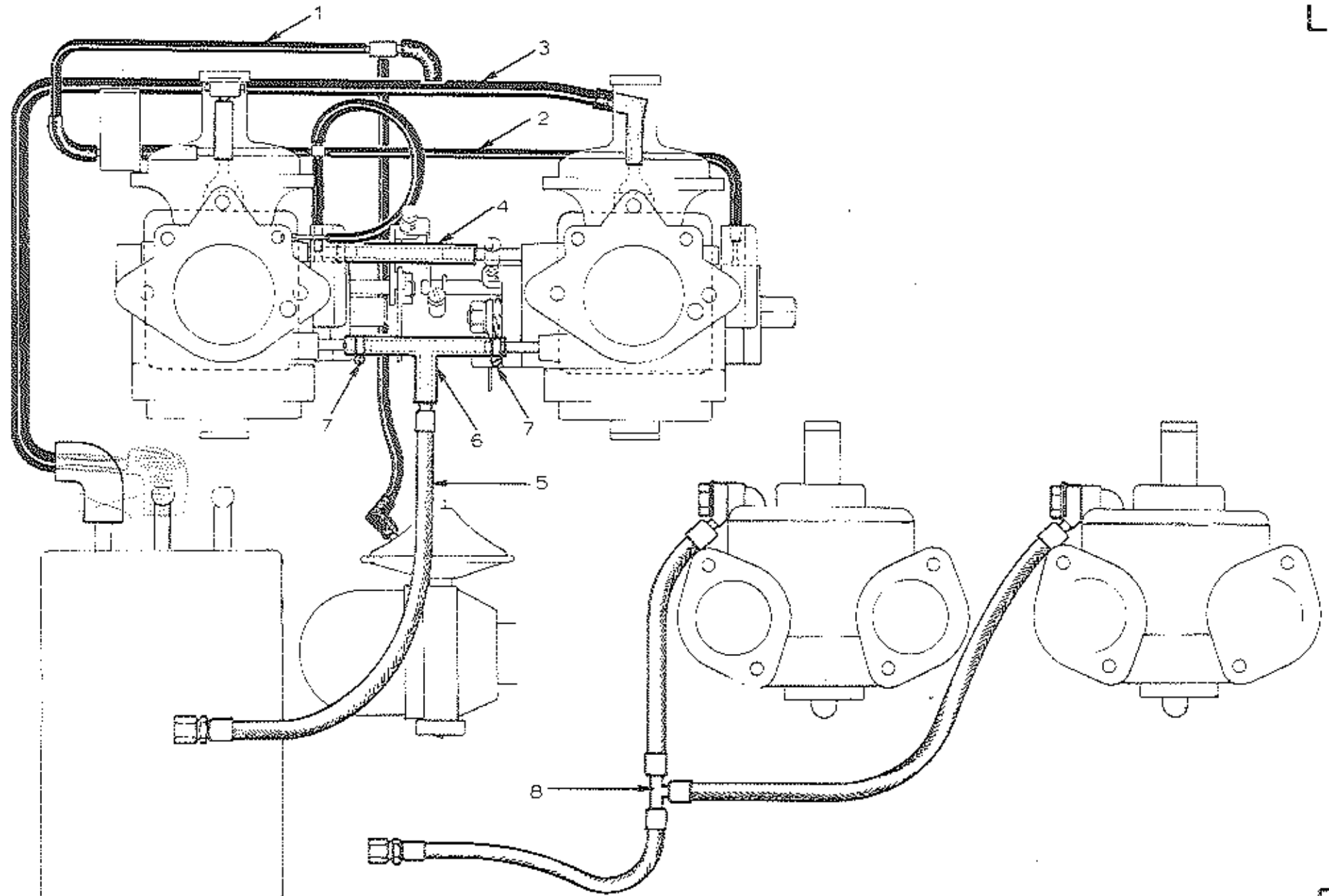
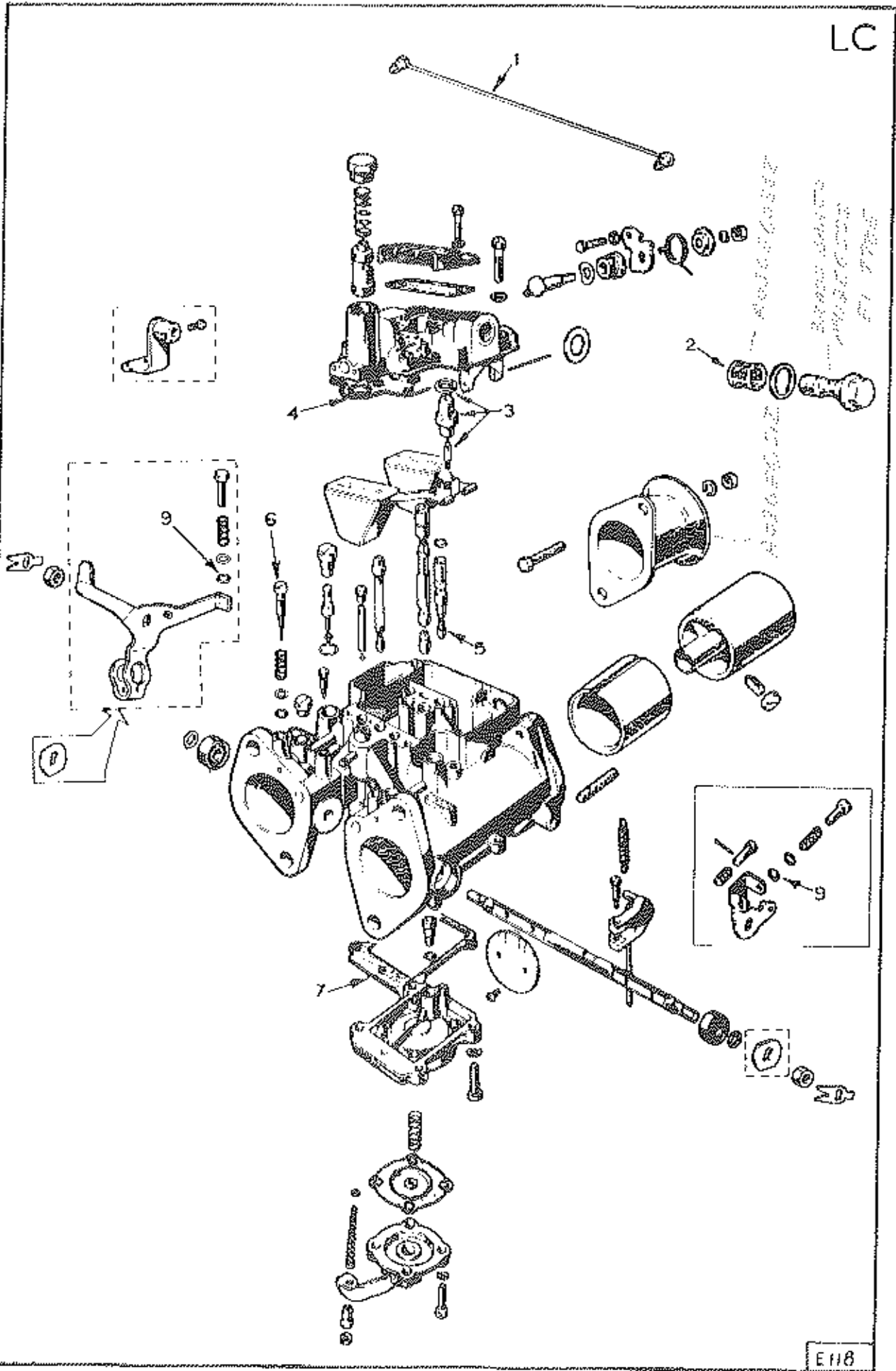


PLATE Ref: No.	DESCRIPTION	PART No	QUANTITY						REMARKS
			S.1.	S.2.	ALL	DOMESTIC	R.O.W.	FEDERAL	
LB.1.	Pipe Assembly, Bypass Valve	A907E0838WH	*	*				1	
LB.2.	Vacuum Pipe Assembly	A907E0891F	*	*				1	
	Vacuum Pipe Assembly	B907E0891F		*				1	Used when control valve is not fitted
	3/16" O/D Pipe, Nylon	A907E0544Z	*	*				A/R	
	1/2" O/D Pipe, Nylon	A907E0546Z	*	*				A/R	
LB.3.	Pipe, Connister to Carbs	A079L4014F	*	*				1	
	Hose Clip	A907E6314F	*	*				1	
LB.4.	Tube, Starter Connection	A907E1225K	*	*				1	
	Hose Clips	A907E6314F	*	*				2	
LB.5.	Pipe Assembly	A079E4028F	*					1	Replaced by following two items.
	Pipe/Pump Adaptor	A079L6003F	*					1	
	Pipe Assembly	B079E4028F	*	*				1	
	Pipe/Pump Adaptor	A079L6004F	*	*				1	
LB.6.	Tee Piece	A079L6003F <i>A079L6003F</i>	*	*				1	
LB.8.	Pipe Assembly	C907E0881F	*	*		1	1		
	Pipe/Pump Adaptor	A079L6004F	*	*		1	1		
OL.79.									

Esprit
LB.1.

LC



E118

PLATE Ref: No.	DESCRIPTION	PART No	QUANTITY					REMARKS
			S.1.	S.2.	ALL	DOMESTIC	R.O.W.	
	Carburettor, Dellorto, Front	E907E0789F	*	*		1	1	
	Carburettor, Dellorto, Rear	E907E0790F	*	*		1	1	
	Anti-Tamper Adaptor	A907E1226F	*	*		4	4	See Bulletin 1978/02.
	Anti-Tamper Plug	A907E1227F	*	*		4	4	
	Carburettor Earth Lead	B079M4050F	*	*				
	Trunnion, Throttle Lever	X026S0025ZG	*	*		1	1	
	Choke Cable	A079S4008F	*	*		1	1	
	Trunnion, Choke Cable	A074K6001 ZC	*	*		1	1	
	Screw, Trunnion, Choke Cable	A074K6002Z	*	*		1	1	
LC.1.	Link, Connecting	A907E6250Z	*	*		1	1	
LC.4.	Gasket, Float Chamber	A036E6069ZD	*	*		2	2	
LC.6.	Screw, Idle Mixture	A036E6097ZA	*	*		4	4	
	"O" Ring, Screw, Idle Mixture	A036E6096ZG	*	*		4	4	
LC.7.	Gasket, Pump Body	A036E6122ZG	*	*		2	2	
	"O" Ring, Small, Pump Jet	A036E6100ZG	*	*		4	4	
	"O" Ring, Large, Pump Jet	A036E6101ZA	*	*		4	4	
	"O" Ring, Main Emulsion Tube	A036E6107ZA	*	*		4	4	
OI.79.	Gasket, Needle Valve	A036E6070ZJ	*	*		2	2	

Esprit
LC.1.

PLATE Ref: No.	DESCRIPTION	PART No	QUANTITY					REMARKS		
			S.1.	S.2.	ALL	DOMESTIC	R. O. W.		FEDERAL	
LC.9.	Rubber Ring, Throttle Screws	A036E6096ZG	*	*		3	3			
	Aux. Venturi Screw & Nut	A907E6091ZB	*	*		4	4			
	Banjo Gasket	B036E6085F	*	*		2	2	Large I/D } Small I/D }	Dowty Bonded Seals	
	Banjo Gasket	B036E6089F	*	*		2	2			
	Throttle Return Spring	A907E6195ZG	*	*		1	1			
	Gasket Kit	A907E6091ZB 2	*	*		A/R	A/R	Comprising: Float Chamber Gasket Needle Valve Gasket Jet Cover Gasket Pump Jet Gasket Pump Body Gasket		
	Choke, 36 mm	A907E6276Z	*	*		4	4			
Main Jet, 160	A907E6277Z	*	*		4	4				
LC.5.	Idle Jet, 50L	A074E6026Z	*	*		4	4			
	Pump Jet, 40H/38V	A907E6270FG	*	*		4	4			
	Main Emulsion Tube	A907E6278F	*	*		4	4			
	Main Air Connector	A907E6279F	*	*		4	4			
	Idle Jet Holder	A907E6269F	*	*		4	4			
01.79.										

Esprit
LC.2.

PLATE Ref: No.	DESCRIPTION	PART No	QUANTITY							REMARKS
			S.1.	S.2.	ALL	DOMESTIC	R.O.W.	FEDERAL		
LC.3.	Accelerator Pump Diaphragm	A907E6309F	*	*		2	2			
	Starter Jet, 70	A907E6280F	*	*		4	4			
	Starter Emulsion Tube	A907E6080Z	*	*		4	4			
	Float Assy	A907E6215Z	*	*		4	4			
	Needle Valve	A907E6082Z	*	*		4	4			

01.79.

Esprit
LC.3.

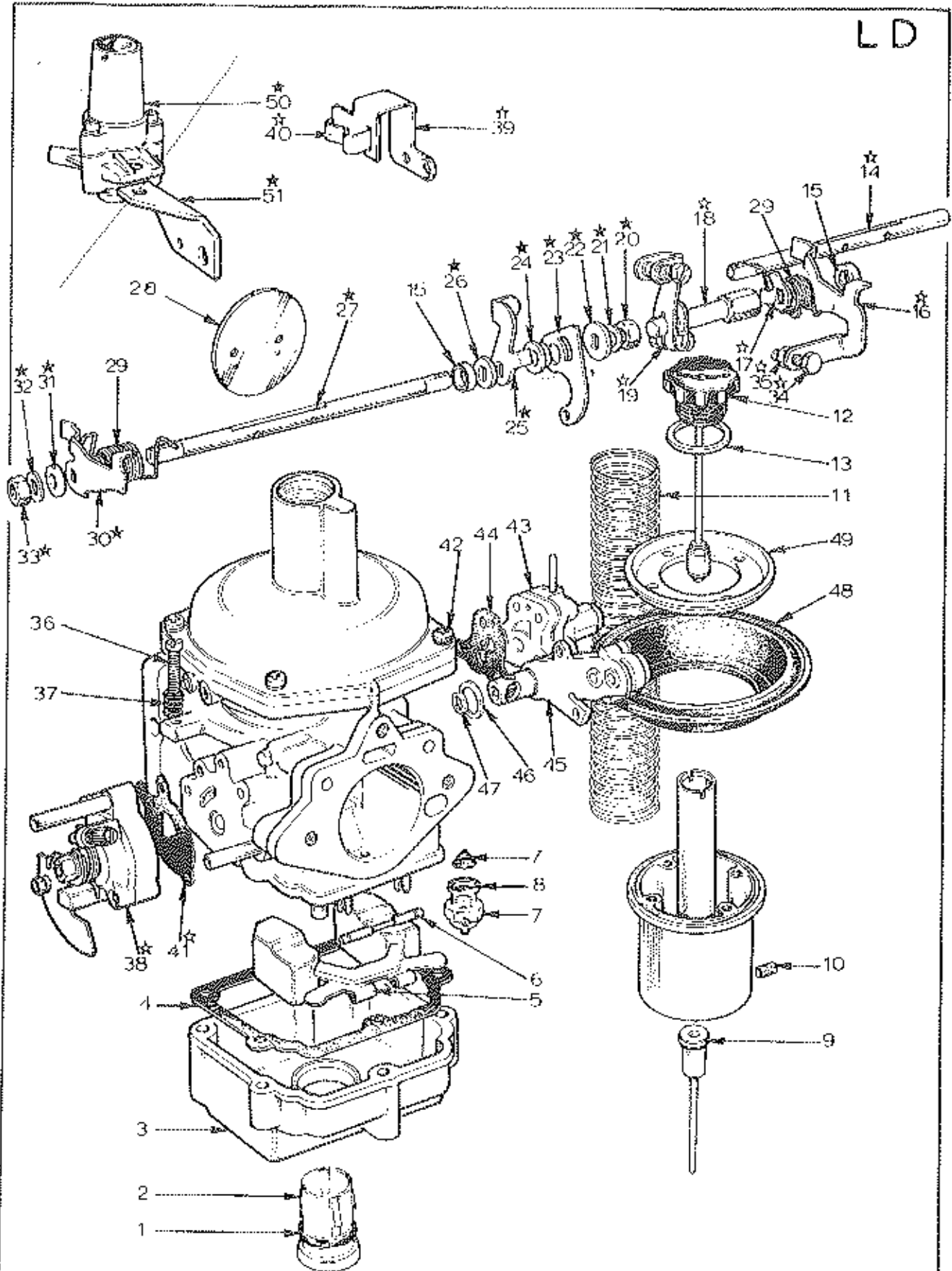


PLATE Ref: No.	DESCRIPTION	PART No	QUANTITY					REMARKS		
			S.1.	S.2.	ALL	DOMESTIC	R.O.W.		FEDERAL	
	Zenith "CD" Carburettor, Front	C907E0791WK	*	*				1		
	Zenith "CD" Carburettor, Front	B907E0791WF	*	*				1	Sweden & Australia only.	
	Zenith "CD" Carburettor, Rear	C907E0792WD	*	*				1		
	Zenith "CD" Carburettor, Rear	B907E0792WL	*	*				1	Sweden & Australia only.	
	Choke Cable	A079S4009F	*	*				1		
	Trunnion, Choke Cable, Lever End	A074K6001ZC	*	*				1		
	Screw, Trunnion, Choke Cable	A074K6002Z	*	*				1		
	Throttle Lever	B907E6157ZH	*	*				1		
	Spring, Throttle Return	A907E6194ZB	*	*				1	Lever to Air-Box	
	Carburettor Earth Lead	B079M4050F	*	*				1		
LD.1.	"O" Ring	A036S6090ZH	*	*				2	<i>Replaced by reduced Chamber/ Piston of 30cc E1-567E for engine N^o FEDERAL 15574 Chamber B036S6086F gasket B036S6082F 30cc 1" long A907E6384F</i>	
LD.2.	Sealing Plug c/w "O" Ring	A907E6147ZJ	*	*				2		
LD.3.	Float Chamber	A036S6086ZK	*	*				2		
ID.4.	Float Chamber Gasket	A036S6082ZA	*	*				2		
	Screw & Spring Washer, Float Chamber, Long	A036S6088ZJ	*	*				8		
	Screw & Spring Washer, Float Chamber, Short	A036S6087ZD	*	*				4		

01.79.

6 per Carb

Esprit
LD.1.

PLATE Ref. No.	DESCRIPTION	PART No	QUANTITY					REMARKS	
			S.1.	S.2.	ALL	DOMESTIC	R.O.W.		FEDERAL
LD.5.	Float & Arm Assy	A907E6141ZA	*	*				2	
LD.6.	Float Pivot	A036S6085ZE	*	*				2	
LD.7.	Needle Valve c/w Filter		*	*				2	
LD.8.	Needle Valve Washer	A036S6083ZF	*	*				2	
LD.9.	Metering Needle Assy	A907E6209WA	*	*				2	B1DK
LD.10.	Retaining Screw, Metering Needle	A907E6146ZD	*	*				2	
LD.11.	Spring, Air Valve Return	A036S6191ZE	*	*				2	Blue Identification
LD.12.	Damper Assy	A036S6129ZG	*	*				2	
LD.13.	Fibre, Washer, Damper	A907E6128ZB	*	*				2	
LD.14.	Throttle Spindle, Front	A907E6143ZL	*	*				1	
LD.15.	Throttle Spindle, Seal	A036S6125ZJ	*	*				2	
LD.16.	Throttle Stop/Fast Idle Lever, Front	A907E6136ZJ	*	*				1	
LD.17.	Washer, Tab	A036S6142ZF	*	*				1	
LD.18.	Nut, Extension	A907E6150ZB	*	*				1	
LD.19.	Fork Lever Assy, Complete	A907E6148ZC	*	*				1	
LD.20.	Nut	A036S6045ZC	*	*				1	
LD.21.	Washer, Shakeproof	A036S6044ZJ	*	*				1	
O.I.79.									Esprit LD.2.

PLATE Ref: No.	DESCRIPTION	PART No	QUANTITY							REMARKS
			S.1.	S.2.	ALL	DOMESTIC	R.O.W.	FEDERAL		
LD .22.	Washer, Spacing	A036S6152Z	*	*					1	
LD .23.	Throttle, Lever	A907E6157ZH	*	*					1	
LD .24.	Bush	A036S6041ZE	*	*					1	
LD .25.	Pick Up Lever	B907E6156ZC	*	*					1	
LD .26.	Washer	A036S6153Z	*	*					1	
LD .27.	Throttle Spindle, Rear	A907E6154ZL	*	*					1	
LD .28.	Throttle	A036S6037ZG	*	*					2	
LD .29.	Spring, Throttle Return	A036S6056ZC	*	*					2	
	Throttle, Fixing Screws	A036S6035ZH	*	*					4	
LD .30.	Throttle Stop / Fast Idle Lever Rear	A907E6151ZG	*	*					1	
LD .31.	Washer	A036S6153Z	*	*					1	
LD .32.	Washer, Shakeproof	A036S6044ZJ	*	*					1	
LD .33.	Nut	A036S6045ZC	*	*					1	
LD .34.	Fast Idle Screw	A036S6058ZB	*	*					1	
LD .35.	Lock Nut, Fast Idle Screw	A036S6059Z	*	*					1	
LD .36.	Throttle Stop Screw	A036S6051ZL	*	*					1	
LD .37.	Spring, Stop Screw	A036S6050ZF	*	*					1	
LD .38.	Starter Control Screw Assy	A907E6158Z	*	*					1	
01.79.										

Esprit
LD.3.

PLATE Ref: No.	DESCRIPTION	PART No	QUANTITY						REMARKS
			S.1.	S.2.	ALL	DOMESTIC	R.O.W.	FEDERAL	
LD.39.	Starter Control Bracket c/w Clip	A907E6131ZF	*	*				1	
LD.40.	Clip, Starter Control Bracket	A036S6052ZE	*	*				1	
	Screw	A036S6054ZD	*	*				1	
LD.41.	Gasket, Starter Control Assy	A907E6134ZK	*	*				1	
	Screw, Starter Control Assy/Body	B036S6074ZE	*	*				2	
	Washer	A036S6149Z	*	*				2	
LD.42.	Screw, c/w Spring Washer - Cover/Body	A036S6029ZL	*	*				8	
LD.43.	By-pass Valve Assy	B907E6138ZA	*	*				2	
LD.44.	Gasket, By-pass Valve	A907E6139ZB	*	*				2	
	Screw c/w Spring Washer By-pass/Body	A036S6087ZD	*	*				6	
LD.45.	Temperature Compensator Assy	A907E6142ZF	*	*				2	
LD.46.	Sealing Washer, Large	A036S6123ZK	*	*				2	
LD.47.	Sealing Washer, Small	A036S6124ZD	*	*				2	
	Screw c/w Washer, Temperature Comp/ Body	A036S6023ZC	*	*				6	
OI.79.									

Esprit
LD.4.

PLATE Ref: No.	DESCRIPTION	PART No	QUANTITY						REMARKS
			S.1.	S.2.	ALL	DOMESTIC	R.O.W.	FEDERAL	
LD .48.	Diaphragm	A907E6140ZG	*	*				6	
LD .49.	Retaining Washer, Diaphragm	A907E6132ZL	*	*				2	
	Retaining Washer, Seal	A907E6133ZE	*	*				2	
	Screw for Washer	A036S6026ZG	*	*				8	
LD .50.	Control Valve	A907E0822WE	*	*				1	
LD .51.	Bracket, Control Valve	A907E0542ZH	*	*				1	
	Screw, Control Valve Bracket	A036S6054ZD	*	*				1	N/A

01.79.

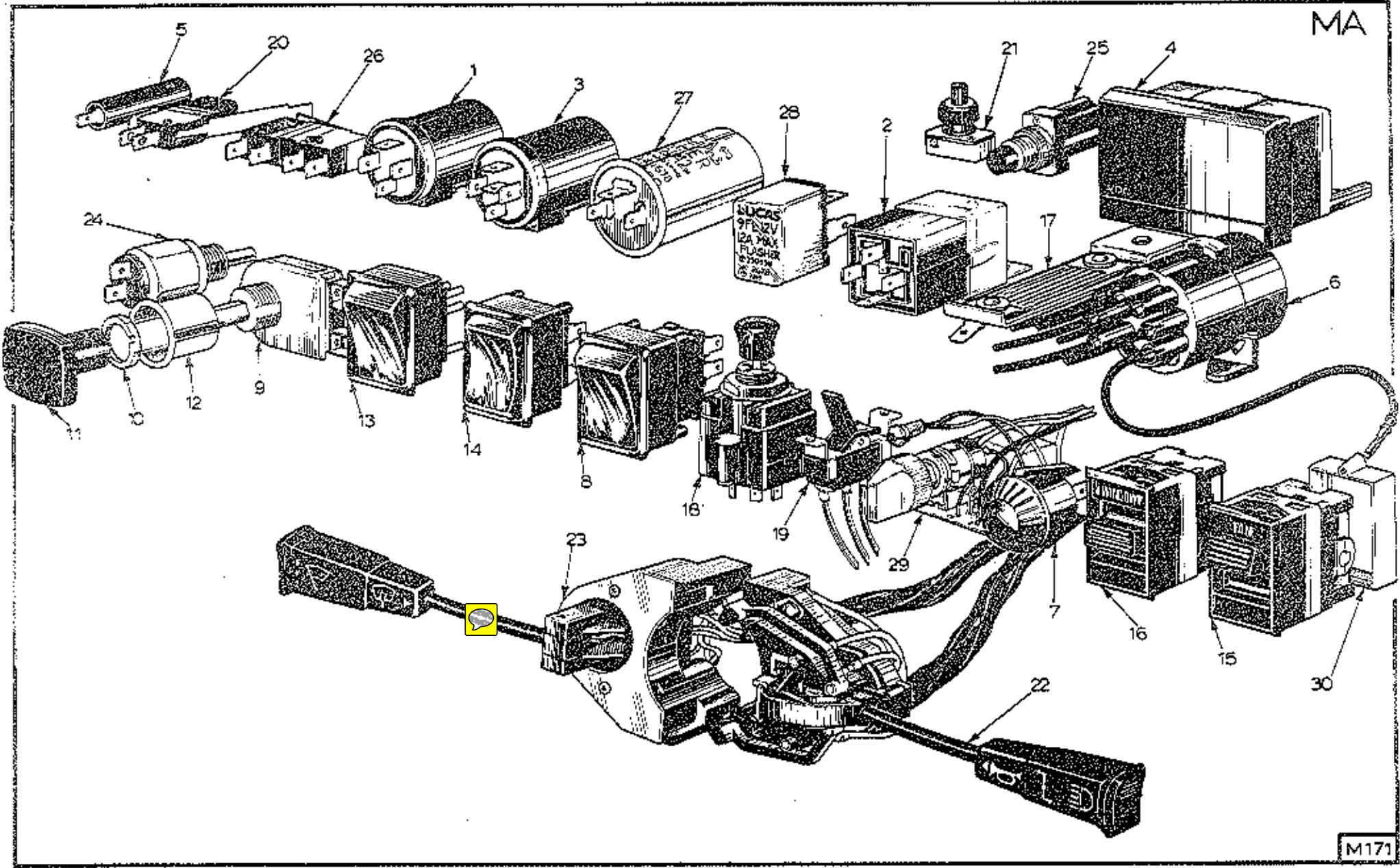


PLATE Ref: No.	DESCRIPTION	PART No	QUANTITY							REMARKS
			S.1.	S.2.	ALL	DOMESTIC	R.O.W.	FEDERAL		
	Battery	A076M6004F	*	*	1					
	Battery Tray	A079M4025K	*		1					
	Battery Clamp	B079M4024K	*		1					
	Battery Clamp, Fixed	A079M4023K	*		1					
	Foam Pad, Battery Tray/Tank	A079M4026F	*		1					When Battery is by 1/2 Window
	Washer, Battery Clamp	A075W4020ZB	*		2					
	Nut, Battery Clamp	A075W3026ZB	*		2					
	Battery Clamp	A079U4470F	*	*	1					
	Clamp Plate	A079U4471F	*	*	1					
	Washer	A075W4013ZL	*	*	2					When Battery is in boot floor
	Wing Nut	A075W3033Z	*	*	2					
	Battery Cable, + VE	A076M0304F	*	*	1					
	Battery Cable - VE	A079M4035F	*	*	1					
	Engine Earth Strap	A026M0039ZA		*	1			1		
	Main Loom	C079M4003F	*			1		1		UP TO 2435 EXCEPT 214/240
	Main Loom	A079M4031F	*					1		
	Main Loom	A079M4057F		*	1					
	Clip, Window Switch Cable	A075W6051ZH	*	*	1					
	Clip Loom/Scuttle Beam	A079W6184F	*	*	1					

01.79.

Esprit
MA.1

PLATE Ref: No.	DESCRIPTION	PART No	QUANTITY					REMARKS
			S.1.	S.2.	ALL	DOMESTIC	R.O.W.	
	Jumper Loom, Headlamp Motor	AO79M4O53F	*	*				<i>SI WITH</i> Two Motor Headlamp System only
	Engine Bay Temperature Switch	AO79M6114F		*				Replaces AO79M6O54F only when Engine Bay cooling fan is fitted.
	Jumper Loom	AO79M4O66F		*				
	Door Loom	BO79M4O04F	*	*	2			
	Control Loom, Electric Door Mirrors	AO79U6O42F	*	*	1			
	Self Adhesive Cord Clip	AO75W6O44ZF	*	*	1			
	A.R.O. Jumper Loom	AO79M4O76F		*				
MA1	Relay N/O	AO75M6171F	*	*	1			Heated Rear Screen
	Relay N/O	AO75M6171F		*	1			Horns
	Relay N/O	AO79M6O35F	*	*	1			Engine Fans
MA2	Relay N/O (Fused) - (16amp)	AO79M61O1F		*	1			Engine Fans
MA3	Relay C/O (5 pins)	AO75M617OF		*	1			Fan Failure
	Relay C/O (5 pins)	AO75M617OF	*	*	2			Headlights, Single Motor System.
	Relay C/O (5 Pins)	AO75M617OF	*	*	4			Headlights, Two Motor System.
	Relay C/O (5 pins)	AO75M617OF	*	*			1	A.R.O. Valve.
MA4	Digital Clock	AO79M6O88F		*	1			
	Clock Terminal Connector	AO79M6128F		*	1			
MA5	Diode	BO75M6141ZG	*	*	2			Single Motor Headlight System
MA6	Fibre Optic Light Source & Guide Assy.	BO79M4O65F		*	1			
MA7	Rheostat, Switch Illumination	AO79M6O72F		*	1			

Esprit
MA.2.

PLATE Ref. No.	DESCRIPTION	PART No	QUANTITY						REMARKS
			S.1.	S.2.	ALL	DOMESTIC	R.O.W.	FEDERAL	
MA8	Switch	A076M6003F	*			3	3	1	Headlight Master, Fan & Inst. Lights. Fan only on Fed. (Spade Connectors) Inst. Lights. Headlight Master (Round Connectors) (Used on some Domestic Cars). Can be made from X054M6059Z Hazard Warning.
Not Illus.	Switch	A079M6031F	*					1	
MA9	Rheostat, c/w Bezel.	A079M6029F	*					1	
MA10	Spacer	A079M4045K	*					1	
MA11	Knob, Rheostat	A079M6033F	*					1	
MA12	Bezel, Rheostat	A079M4042F	*					1	
MA13	Switch	A075M6031ZE	*		1				
Not Illus.	Switch	A075M6010ZK	*		2				
MA14	Switch Window	A075M6058ZH	*		2				
Not Illus.	Switch, Lights.	B079M6062F	*		1				
Not Illus.	Switch Hazard	B079M6063F	*		1				
Not Illus.	Switch, Rear Screen.	B079M6064F	*		1				
MA15	Switch, Fan Speed.	B079M6066F	*		1				
Not Illus.	Switch, Panel Lights.	B079M6067F	*		1				
Not Illus.	Switch Rear Fog Lights.	B079M6065F	*			1	1		
MA16	Switch, Window	B079M6078F	*		2				
MA17	Resistor, Panel Lights.	A079M6075F	*		1				

R/B A - 6134

01.79.

PLATE Ref: No.	DESCRIPTION	PART No	QUANTITY					REMARKS
			S.1.	S.2.	ALL	DOMESTIC	R.O.W.	
MA 18	Toggle Switch	A079M6111F		*	1			Mirror Adjustment
MA 19	Change-over Switch	A079M6112F		*	1			Mirror Selection - LEVER TYPE
MA 20	Micro-switch, hand brake.	A075M60791F B075M6084ZK	*	*	1			ROCKER TYPE
MA 21	Micro-Switch, choke	A075M6024F	*	*	1			Replaces X050M6006ZF
	Mounting Bracket	D079L4260F	*	*	1			
MA 22	Switch, Steering Col. Dip/Flash/ind.	C075M6072ZA	*	*		1		LUCAS 30495
	Switch, Steering Col. Dip/Flash/ind.	D075M6049Z	*	*			1	
MA 23	Switch, Steering Col. Wipe/Wash	A075M6073ZF	*	*		1		F with-out wiper delay Female connector
	Switch, Steering Col. Wipe/Wash	B075M6050Z	*	*			1	B with delay Male connector
	Clamp, Wipe/Wash Switch	B075M6051Z	*	*	1			
	Screw, 10 Unc x 119	A075M6074ZL	*	*	2			
	Screw, 10 Unc x 153	A075M6075ZE	*	*	2			
	Spacer	A079M4017F	*	*	1			
MA 24	Switch, Reverse Light	A079M6014F	*	*	1			
	Switch, Reverse Light Lead	A079M4062F		*	1			
	Switch, Courtesy Light	X050M6006ZF	*	*	2			
MA 25	Switch, Courtesy Light	B075M6044Z	*	*			1	
	Fuse Box Assy.	A075M6037F	*	*	2			
	Fuse, 35 Amp	X036M6019ZF	*	*	4			
01.79.								Esprit MA 4.

PLATE Ref: No.	DESCRIPTION	PART No	QUANTITY						REMARKS
			S.1.	S.2.	ALL	DOMESTIC	R.O.W.	FEDERAL	
MA 26	Micro-Switch Down stop	BO75M6O93ZG	*		1				4 Conn) Sing. Motor Headlamp system 3 Conn)
MA 20	Micro-switch, Up stop	BO75M6O84ZK	*		1				
MA 27	Flasher Unit	AO79M6O18F	*	*	1				
MA 28	Hazard Flasher Unit	AOO7M4I24ZL	*	*	1				
	Clip, Flasher.	AO36M63OIZC	*	*	1				
	Horn, High Note	AO75M6O62ZF	*		1				
	Horn, Low Note	AO75M6O63ZL	*		1				
	Horn, High Note, "Stritone"	AO79M6O87H		*	1				
	Horn, Low Note, "Stritone"	AO79M6O86H		*	1				
	Mounting Bracket	AO79M6O89H		*	2				
	Window Motor, RH	AO75M6O9OWB	*	*	1				
	Window Motor, LH	AO75M6O9IWG	*	*	1				
	Headlamp Motor Assy	BO79M4O13J	*		1			Single Motor Headlamp System	
	Headlamp Motor	BO79M6O47F	*	*	2			Two Motor Headlamp System	
MA 29	Thermistor Control	AO79P6O13F		*	1				
MA 30	Fibre Light Carrier	AO79M6IOOF		*	6				
01.79.									Esprit MA .5

PLATE Ref. No.	DESCRIPTION	PART No	QUANTITY							REMARKS
			S.1.	S.2.	ALL	DOMESTIC	R.O.W.	FEDERAL		
	Headlamp No. 1.	B079M6004F	*			2			Also Japan	For use on Single Motor Headlight Op. System.
	Headlamp No. 1.	A079M6042F	*				2			
	Headlamp No. 1.	A079M6021F	*					2		
	Headlamp No. 2. (Dip)	B079M6003F	*			2			Also Japan	
	Headlamp No. 2. (Dip)	A079M6043F	*				2			
	Headlamp No. 2. (Dip)	A079M6022F	*					2		
	Headlamp Unit (Less Light Unit) No. 1.	A079M6048F	*	*	2					
	Headlamp Unit (Less Light Unit) No. 2, Dip	A079M6053F	*	*	2					
	Headlamp Light Unit No. 1	A079M6044F	*	*		2			Also Japan	
	Headlamp Light Unit, No. 2, (Dip)	A079M6045F	*	*		2			Also Japan	
	Headlamp Light Unit, No. 1.	A079M6040F	*	*			2			
	Headlamp Light Unit, No. 2, (Dip)	A079M6041F	*	*			2			
	Headlamp Light Unit, No. 1.	A079M6038F	*	*				2		
	Headlamp Light Unit, No. 2, (Dip)	A079M6039F	*	*				2		
	Headlamp Assy, Halogen	A079M6106K		*		4			Also Japan	
	Headlamp Light Unit, Halogen	A079M6104F		*		4			Also Japan	
	Headlamp Assy, Halogen	A079M6105K		*			4	4	Canada Fed.	
	Headlamp, Light Unit, Halogen	A079M6103F		*			4	4	Canada Fed.	

01.79.

Esprit
MB.1.

PLATE Ref: No.	DESCRIPTION	PART No	QUANTITY						REMARKS
			S.1.	S.2.	ALL	DOMESTIC	R.O.W.	FEDERAL	
	No. Plate Light Assy.	A075M6025ZH	*	*	2				
	Gasket	A075M0256ZH	*	*	2				
	Rear Lamp Assy, RH	A079M6000F	*			1	1		Also Japan
	Rear Lamp Assy, RH	A079M6024F	*					1	
	Rear Lamp Assy, LH	A079M6001F	*			1	1		Also Japan
	Rear Lamp Assy, LH	A079M6023F	*					1	
	Lens, Reverse Light, RH	A079M6078F	*		1				
	Lens, Reverse Light, LH	A079M6079F	*		1				
	Lens, Stop/Tail Light, RH	A079M6076F	*		1				
	Lens, Stop/Tail Light, LH	A079M6077F	*		1				
	Lens, Flasher, Amber, RH	A079M6080F	*			1	1		
	Lens, Flasher, Amber, LH	A079M6081F	*			1	1		
	Lens, Flasher, Red, RH	A079M6083F	*					1	
	Lens, Flasher, Red, LH	A079M6082F	*					1	
	Rear Lamp Assy LH	A079M6093F		*		1	1		Also Japan
	Rear Lamp Assy RH	A079M6094F		*		1	1		Also Japan, except Germany
	Rear Lamp Assy RH	A079M6095F		*			1		Germany only.

O.I.79.

Esprit
MS.2.

PLATE Ref: No.	DESCRIPTION	PART No	QUANTITY						REMARKS	
			S.1.	S.2.	ALL	DOMESTIC	R.O.W.	FEDERAL		
	Rear Lamp Assy, LH	A079M6091F		*					1	
	Rear Lamp Assy, RH	A079M6092F		*					1	
	Rear Lamp Earth Lead	A079M4061F		*					2	
	Rear Lamp Bridging Lead	A079M4068F		*					2	
	Side/Ind Lamp Assy, LH	A075M6029WE	*	*		1	1			Also Japan
	Side/Ind Lamp Assy, RH	A075M6028WL	*	*		1	1			Also Japan
	Side/Ind Lamp Assy	A079M6032F	*	*					2	
	Lens, Side/Ind	A075M6119Z	*	*		2	2			
	Lens, Side/Ind	A079M6071F	*	*					2	
	Interior Lamp	A079M6008F	*		1					
	Interior Lamp	B075M6043F		*	1					
	Side Marker, Front, LH	A079M6025F	*	*					1	Also Japan
	Side Marker, Front, RH	A079M6026F	*	*					1	Also Japan
	Side Marker, Rear, LH	A079M6027F	*	*					1	Also Japan
	Side Marker, Rear, RH	A079M6028F	*	*					1	Also Japan
	Time Delay Buzzer	A076M6005FC	*	*					1	
	Control Illumination Light	A079M6036F	*						2	
	Jumper Leads, Control Illum. Light	A079M4041F	*						1	
	Repeater Flasher	A075M6140W	*	*					2	Japan Only.

MC

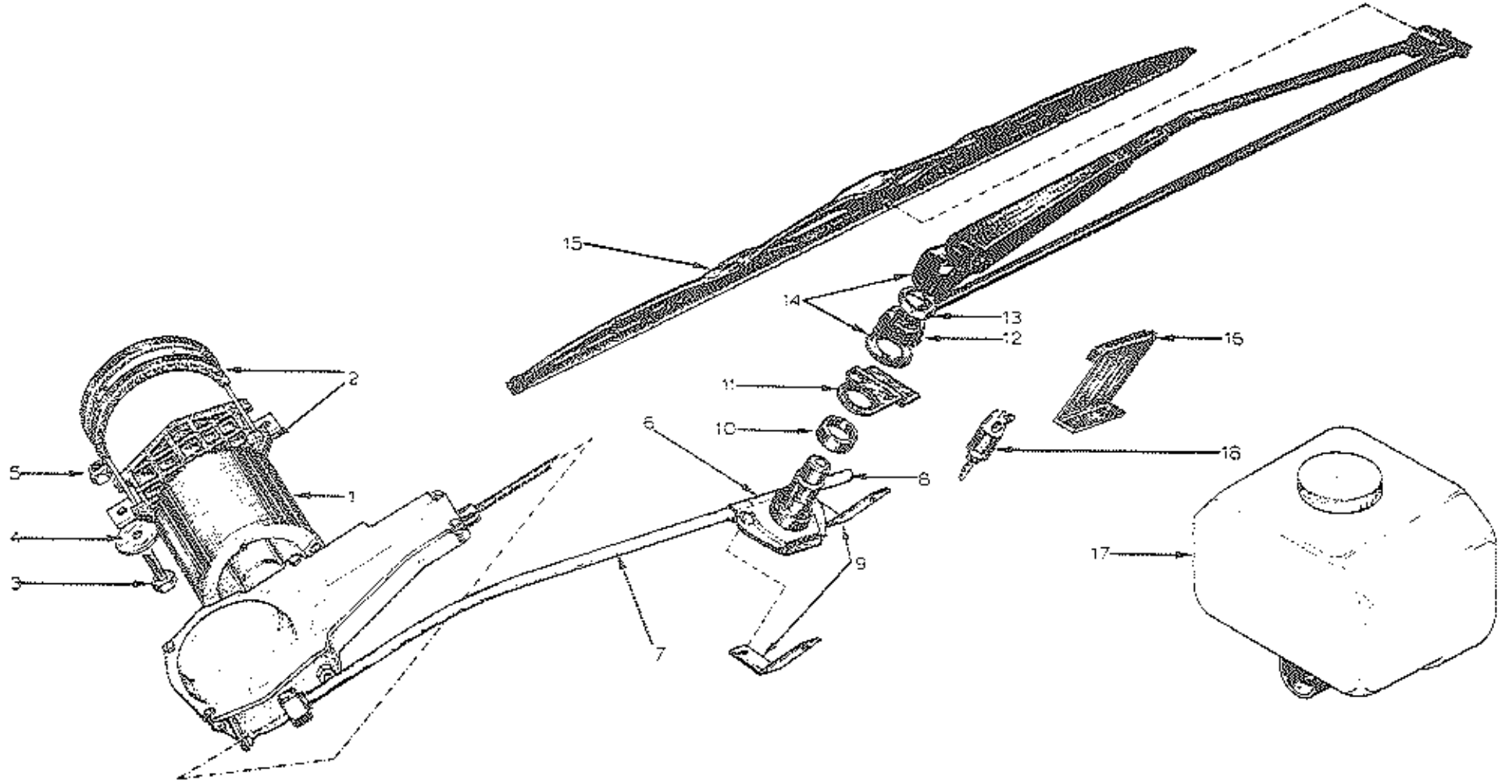


PLATE Ref: No.	DESCRIPTION	PART No	QUANTITY						REMARKS
			S.1.	S.2.	ALL	DOMESTIC	R.O.W.	FEDERAL	
	Washer Pump and Reservoir Assy	A079M6010F	*	*	1				
	Mounting Bracket	A075M6069Z	*	*	1				
	Washer Jet	A079M6013F	*	*	1				
	Spacer	A079M4018F	*	*	1				
	Wiper Motors Assy	B075M6021Z	*	*	1				
	Clamp	A079M4022K	*	*	1				
	Wiper Wheel Box Assy	B076M0309F	*	*	1				
	Bezel	A079M6085F	*	*	1				
	Locking Plate, Wiper Wheel	A079M4077F	*	*	1				
	Mounting Bracket	A079M4021K	*	*	2				
	Bundy Pipe, c/w Nuts	A054M0003Z	*	*	1				
	Run-Out Bundy Pipe	A026M0012Z	*	*	1				
	Locking Plate	A079M4015F	*	*	1				
	Wiper Arm, RHD	A079M4000F	*	*		1			
	Wiper Arm, LHD	A079M4033F	*	*			1		
	Wiper Blade	A079M6015F	*	*	1				
	Wiper Overtravel Stop	A079M4034K	*	*	1				
	Ladac	A036B6236V	*	*	40				
					mm				

01.79.

Esprit
MC.I.




PLATE Ref: No.	DESCRIPTION	PART No	QUANTITY						REMARKS
			S.1.	S.2.	ALL	DOMESTIC	R.O.W.	FEDERAL	
	Instrument Cluster, MPH	B079N6000F	*			1		1	
	Instrument Cluster, KPH	A079N6017F	*				1		
MD 1	Speedometer, MPH	A079N6005F	*			1		1	
	Speedometer, KPH	A079N6018F	*				1		
MD 2	Tachometer	A079N6006F	*		1				
MD 3	Fuel Gauge	A079N6007F	*		1				
MD 4	Temperature Gauge	A079N6009F	*		1				
MD 5	Oil Pressure Gauge	A079N6008F	*		1				
MD 6	Voltmeter	A079N6010F	*		1				
MD 7	Housing	A079N6011F	*		1				
MD 8	Warning Lights Block	A079N6012F	*		1				
MD 9	Printed Circuit	A079N6013F	*		1				
	Trip Button	A079N6015F	*		1				
	Bulb, 12v	A050M6188ZA	*		10				
MD 10	Mask, Instrument Panel	B079U4203F	*			1	1		
	Mask, Instrument Panel	A079U4378F	*					1	
	Screen, Instrument Panel	B079U4204F	*		1				
	Clips, Instrument Panel Retaining	A079U6017F	*		6				

Esprit
MD 1

PLATE Ref: No.	DESCRIPTION	PART No	QUANTITY							REMARKS
			S.1.	S.2.	ALL	DOMESTIC	R.O.W.	FEDERAL		
MD 11	Water Temperature Transmitter	A079N6001F R050M6,3360	*	*						-1001 (old N/A 301 3) different brand) See Bulletin 1977/15 * obsolete from Oct '93 original made by Magnat Mozelli & used on some Alfa Romeo Lucas equivalent - 06450879900
MD 12	Oil Pressure Transmitter	A079N6002F	*		*					
MD 13	Oil Connector Pipe	C079N4000F	*							
MD 14	Leather Washer	A036N6000ZD	*							
	Speedo Cable (Long)	A079N6019F	*							
	Speedo Cable (Short)	A079N6020F	*	*						
	P Clip	A075Q6013ZF	*	*						
	Speedo Right Angled Drive	A079N6004F	*	*						

9.78

Esprit
MD 2

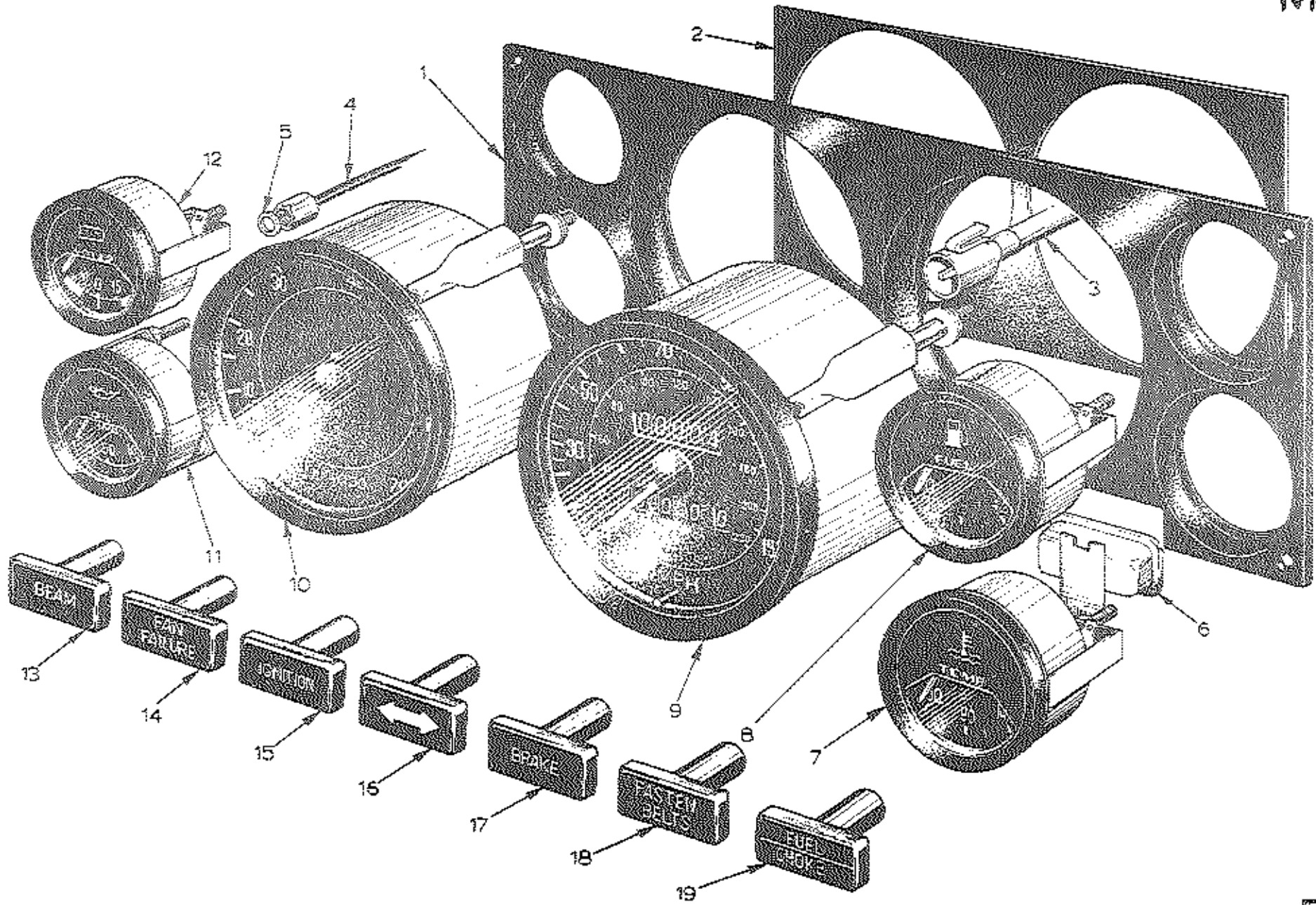


PLATE Ref: No.	DESCRIPTION	PART No	QUANTITY						REMARKS
			S.1.	S.2.	ALL	DOMESTIC	R.O.W.	FEDERAL	
MDA 1	Instrument Panel	A079N4002K		*	1				
MDA 2	Instrument Panel Stiffener	A079N4003K		*	1				
MDA 3	Speedo Cable (long)	A079N6030F	*	*	1				— <i>32 Only</i> Two cable system.
	Speedo Cable (short)	A079N6030F B079N6020F	*	*	1				
	"P" Clip	A075Q6013ZF	*	*	1				
	Speedo Right Angled Drive	A079N6004F	*	*	1				
MDA 3	Speedo Cable	A079N6034F		*	1				Single cable system. <u>NEW TYPE</u> <u>CURRENT</u>
	Speedo. Right Angle Drive (111)	A079F6292F		*	1	1			
	Speedo. Right Angle Drive (12711)	A079F6291F		*	1				
MDA 4	Oil Pressure Pipe	A079N4001F		*	1				
MDA 5	Leather Washer	A036N6000ZD		*	1				
MDA 6	Voltage Stabilizer	A079N6027F		*	1				
MDA 7	Engine Temperature Gauge	A079N6023F		*	1				
MDA 8	Fuel Gauge	A079N6024F		*	1	1			
	Fuel Gauge (unleaded fuel)	A075N6031F		*				1	
MDA 9	Speedometer, 140 mph	B079N6021F		*	1	1		1	
	Speedometer, 170 mph	A079N6032F		*	1	1			
	Speedometer, 85 mph	A075N6030F		*				1	
	Speedometer, 220 kph	A079N6031F		*			1		
	Speedometer, 265 kph	A079N6033F		*			1		

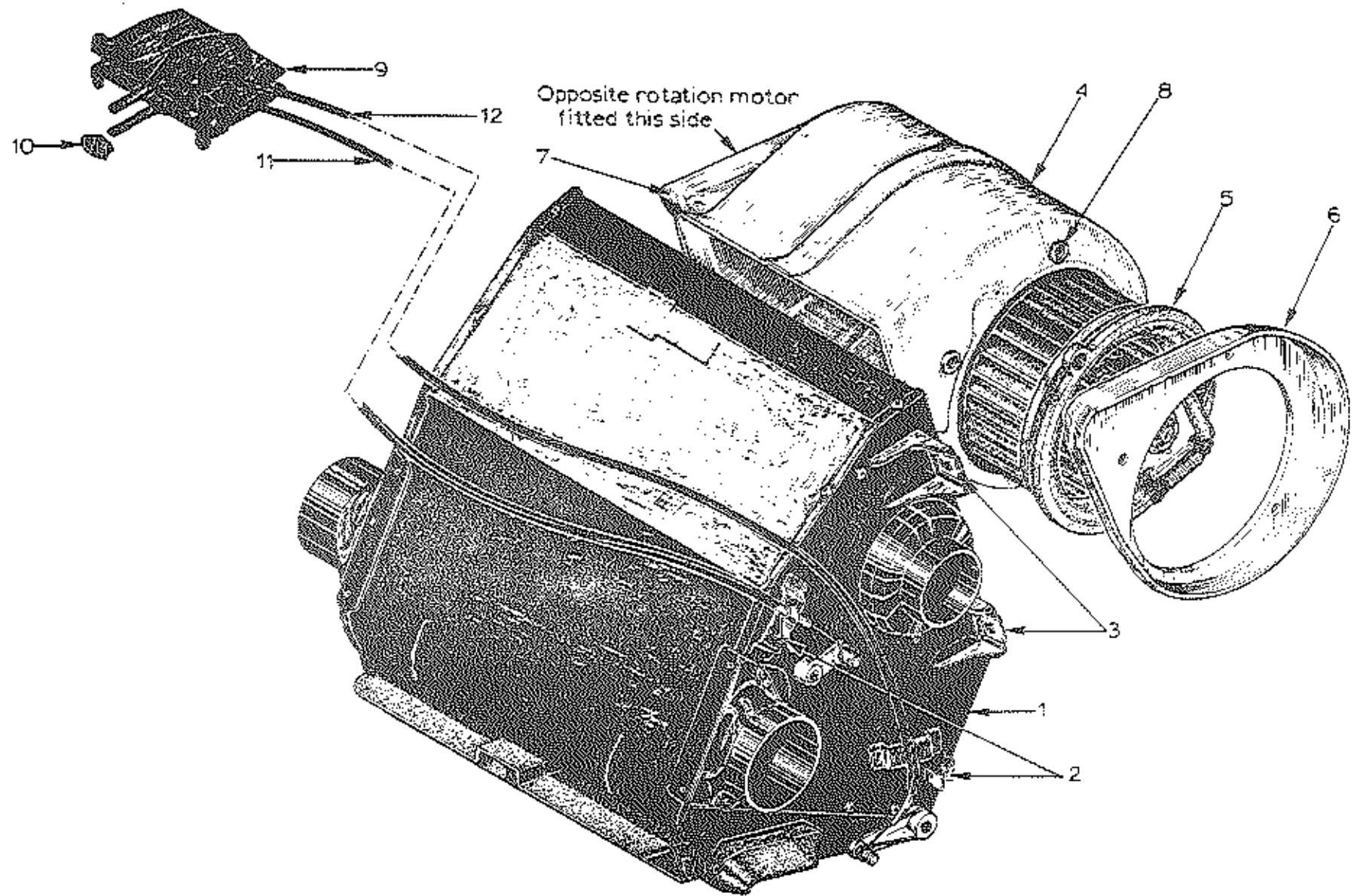
PLATE Ref: No.	DESCRIPTION	PART No	QUANTITY						REMARKS
			S.1.	S.2.	ALL	DOMESTIC	R.O.W.	FEDERAL	
MDA 10	Tachometer	A079N6022F		*	1				
MDA 11	Oil Pressure Gauge	A079N6026F		*	1				
MDA 12	Battery Condition Indicator	A079N6025F		*	1				
MDA 13	Beam Warning Light	A075M6054F		*	1				
MDA 14	Fan Failure Warning Light	A079M4063F		*	1				
MDA 15	Ignition Warning Light	A075M6055F		*	1				
MDA 16	Double Arrow Warning Light	A079M6084F		*	1				
MDA 17	Brakes Warning Light	A075M6056F		*	1				
MDA 18	"Fasten Belts" Warning Light	A074M6013F		*	1				Not Australia.
	Parking Brake Warning Light	A075M6202F		*				1	} Australia only.
	Jumper Loom	A079M4102F		*				1	
MDA 19	Choke/Fuel Warning Light	A075M6173F		*	1				
	Water Temperature Transmitter	A079N6001F		*	1				

12.79

Esprit
MDA 2.

PLATE Ref: No.	DESCRIPTION	PART No	QUANTITY			DOMESTIC	R. O. W.	FEDERAL	REMARKS
			S.1.	S.2.	ALL				
01.79.	Radio - Motorola LT558	B075M6177F	*	*	1				<div style="text-align: right; border: 1px solid black; padding: 2px;">EN 25700</div> Replaces Motorola LT.551. <i>a/b → B</i> <i>MOTOROLA LT 558 Improved</i> FOR RADIO SUPPRESSION KIT & CONTENTS <i>SEE S/E 479/07</i>
	Speaker	A079M6017F	*	*	2				
	Speaker Grille	A079M4020K	*	*	2				
	Aerial	A036M6408ZH	*	*	1				
	Aerial Earth Lead	A075M0255Z	*	*	1				
	Radio Blanking Panel	B079U4327K	*	*	1				
	Bracket, Radio Mounting	A079U4236K	*	*	1				

Esprit
ME.1.



This drawing is of the R.H.D. installation.

PLATE Ref: No.	DESCRIPTION	PART No	QUANTITY						REMARKS
			S.1.	S.2.	ALL	DOMESTIC	R.O.W.	FEDERAL	
Not illus.	Heater Assy.	A079P6001K	*		1				
Not illus.	Cable Assy, Blend	A079P4001F	*		1				
Not illus.	Cable Assy, Demist/Footwell	A079P4000F	*		1				
Not illus.	Motor	X050M6070ZG	*		1				Up to Unit Nos - 213G, 215G - 233G, 235G - 239G, 241G - 244G & 189H, Ir
Not illus.	Resistor - 4BR	A076M6007F	*		1				
Not illus.	Heater Assy.	A079P4030F	*		1				Unit Nos. - 214G, 234G, 240G & 245G up to 261G, 263G & 264G, 190H up to 283H & 285H - 289H, 100J up to 119J all inc.
Not illus.	Mode Control Cable, RHD	A079P4021F	*			1			
Not illus.	Mode Control Cable, LHD	A079P4022F	*				1		
Not illus.	Water Valve	A079P4029F	*		1				Unit Nos. - 214G, 234G, 240G & 245G up to 261G, 263G & 264G, 190H up to 283H & 285H to 289H, 100J up to 119J, all inc. <u>if fitted.</u>
Not illus.	Cable Control, Water Valve	A079P4032F	*		1				
Not illus.	Hot/Cold Control Cable RHD	A079P4023F	*			1			Unit Nos. - 214G, 243G, 240G & 245C up to 261G, 263G & 264G, 190H up to 283H & 285H, 100J up to 119J, all inc. <u>If Water Valve Not Fitted.</u>
Not illus.	Hot/Cold Control Cable LHD	A079P4024F	*				1		
Not illus.	Motor	X050M6070ZG	*		1				Unit Nos. - 214G, 234G, 240G & 245C up to 261G, 263G & 264G, 190H up to 283H & 285H to 289H, 100J up to 119J, all inc.
Not illus.	Resistor 4BR	A076M6007F	*		1				

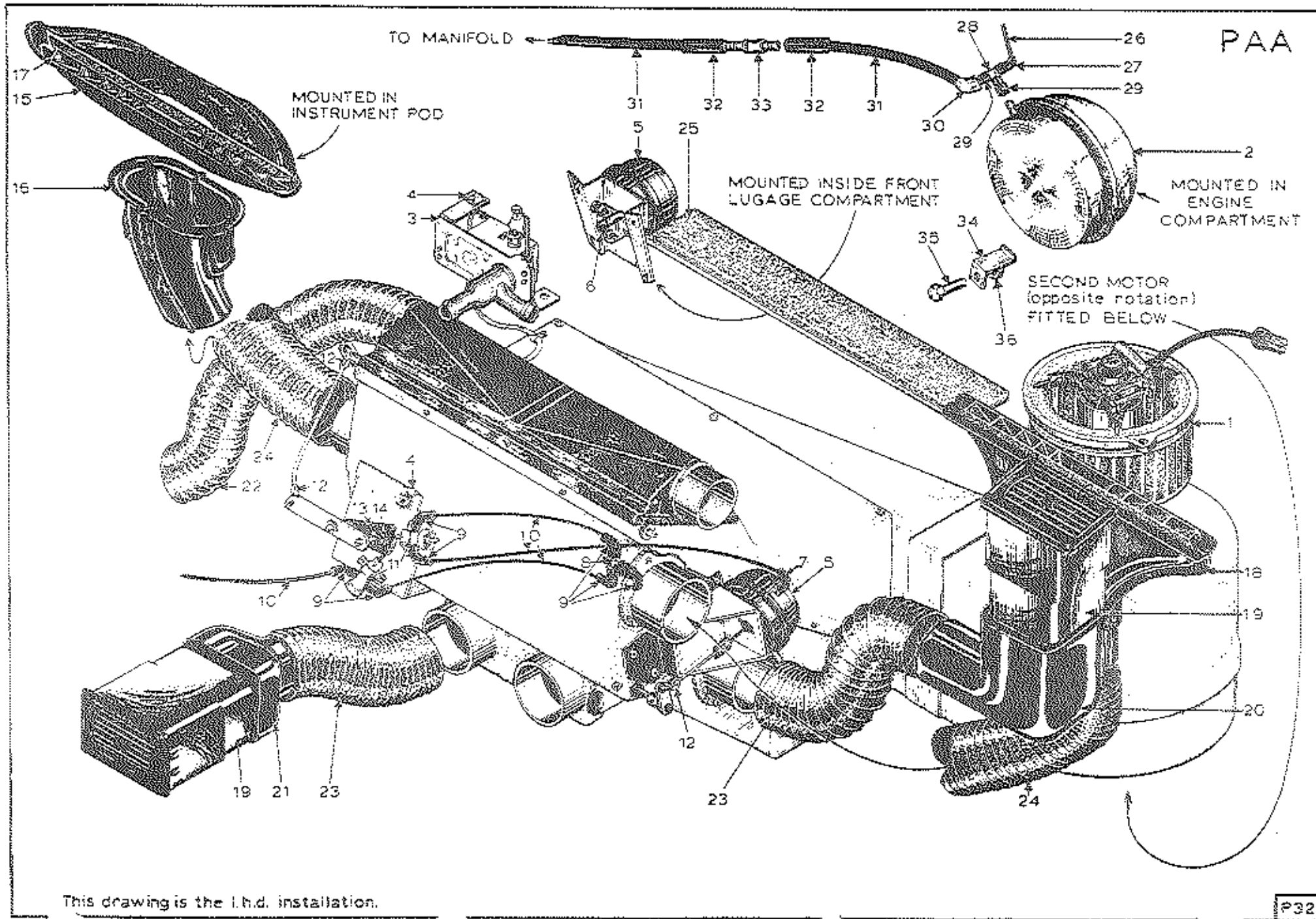
QUANTITY

PLATE Ref: No.	DESCRIPTION	PART No	QUANTITY						REMARKS
			S.1.	S.2.	ALL	DOMESTIC	R.O.W.	FEDERAL	
									Unit Nos. 262G & 265G on up to 805G, 284H & 290H on up to 845H, 120J on up to 292J, 100S on & 100T on, All Inc.
PA 1	Heater Assy.	A079P4153K	*	*		1			
	Heater Assy.	A079P4071K	*	*				1	1
Not illus.	Heater Element	A075P6055F	*	*	1				
PA 2	Cable Clip	A079W6137F	*	*	2				
PA 3	Clip, Retaining Screw	A079W6165F	*	*	4				
Not illus.	Retaining Screw	A079W6166F	*	*	4				
Not illus.	Washer, Retaining Screw	A075W4016ZD	*	*	4				
PA 4	Blower Assy.	A079P4072K	*	*	1				
PA 5	Blower Motor and Fan	A075P6058F	*	*	1				C.C.W.
Not illus.	Blower Motor and Fan	A075P6056F	*	*	1				C.W.
PA 6	Motor Retaining Bracket, RH	A079P4054K	*	*	1				
PA 7	Motor Retaining Bracket, LH	A079P4055K	*	*	1				

Esprit
PA 2.

PLATE Ref: No.	DESCRIPTION	PART No	QUANTITY							REMARKS
			S.1.	S.2.	ALL	DOMESTIC	R.O.W.	FEDERAL		
PA 8	Jacknut	A076W3043F	*	*	6					
Not illus.	Screw	A079W1025F	*	*	6					
Not illus.	Washer	A075W4011ZA	*	*	6					
PA 9	Control Lever Assy.	A050P0049J	*	*	1					
PA 10	Knob, Control Lever	X050B6078ZD	*	*	2					
Not illus.	Screw, Knob	X050B6043ZD	*	*	2					
PA 11	Cable, Control, Hot/Cold	A079P4023F	*	*		1				
Not illus.	Cable, Control, Hot/Cold	A079P4024F	*	*			1		1	
PA 12	Cable, Control, Mode	A079P4021F	*	*		1				
Not illus.	Cable, Control, Mode	A079P4033F	*	*			1		1	

Esprit
PA 3.



This drawing is the l.h.d. installation.

PLATE Ref: No.	DESCRIPTION	PART No	QUANTITY						REMARKS
			S.1.	S.2.	ALL	DOMESTIC	R.O.W.	FEDERAL	
	Heater Assy.	A079P4167K		*		1			From Unit Nos. 806G, 845H, 293J, 100S and 100T on, Inc.
	Heater Assy.	A079P4168K		*				1	
	Heater Matrix	A075P6055F		*		1			
PAA 1	Blower Motor and Fan	A075P6056F		*		1			C.W.
	Blower Motor and Fan	A075P6058F		*		1			C.C.W.
	Motor Securing Clamp	A079P4091 F		*		6			
PAA 2	Vacuum Reservoir	A079P6014F		*		1			
PAA 3	Water Valve	A079 P6060F		*		1			
	Clip, Water Valve Capillary	A075W6051ZH		*		2			
PAA 4	Abutment Clip	A075W6117F		*		2			
PAA 5	Vacuum Motor	B075P6059F		*		2			
PAA 6	Clevis Pin, Vac. Motor/Flaps	A075W6027F		*		2			Vac. Motor in Front Compt.
	Connector, Vac. Pipe/Motor	A075P6080F		*		2			Vac. Motor in Front Compt.
PAA 7	Elbow, Vac. Pipe/Motor	A075P6070F		*		1			
PAA 8	"T" Piece	A075P6081 F		*		1			
PAA 9	Elbow, Vac. Pipe	A075P6069F		*		7			

Esprit
PAA 1.

PLATE Ref: No.	DESCRIPTION	PART No	QUANTITY						REMARKS
			S.1.	S.2.	ALL	DOMESTIC	R.O.W.	FEDERAL	
PAA 10	Vacuum Pipe	A075P6068V		*	A/R				
PAA 11	Vacuum Switch	A075P6062F		+	2				
PAA 12	Bush and Clip Assy.	A075U6033ZK		*	3				Rod Retaining
PAA 13	Operating Cam	A075P0173F		*	1				
PAA 14	Cable Trunnion	A075W6121F		+	1				
PAA 15	Binnacle Vent	A079P4064K		*	1				
PAA 16	Adaptor, Binnacle Vent	A079P4065K		*	1				
PAA 17	Demist Outlet Vent	A079P4039F		*	1				
PAA 18	Demist Duct	A079P4026K		+	1				
PAA 19	Face Level Vent	A075P6018ZL		*	4				
PAA 20	Adaptor, Face Level Vent, Pass	B076P0132F		*	1				
PAA 21	Adaptor, Centre Vent	A079P4126K		*	2				
Not illus.	Adaptor, Face Level Vent, Binnacle	A079P4066K ^{4126K}		+	1				
PAA 22	Flexible Ducting 1½"	A075P6066V		+	A/R				
PAA 23	Flexible Ducting 1 7/8"	A079P6007V		+	A/R				
PAA 24	Flexible Ducting 2½"	A079P4027V		*	A/R				
PAA 25	Fresh Air Flap	A079P4099F		*	1				

Esprit
PAA 2.

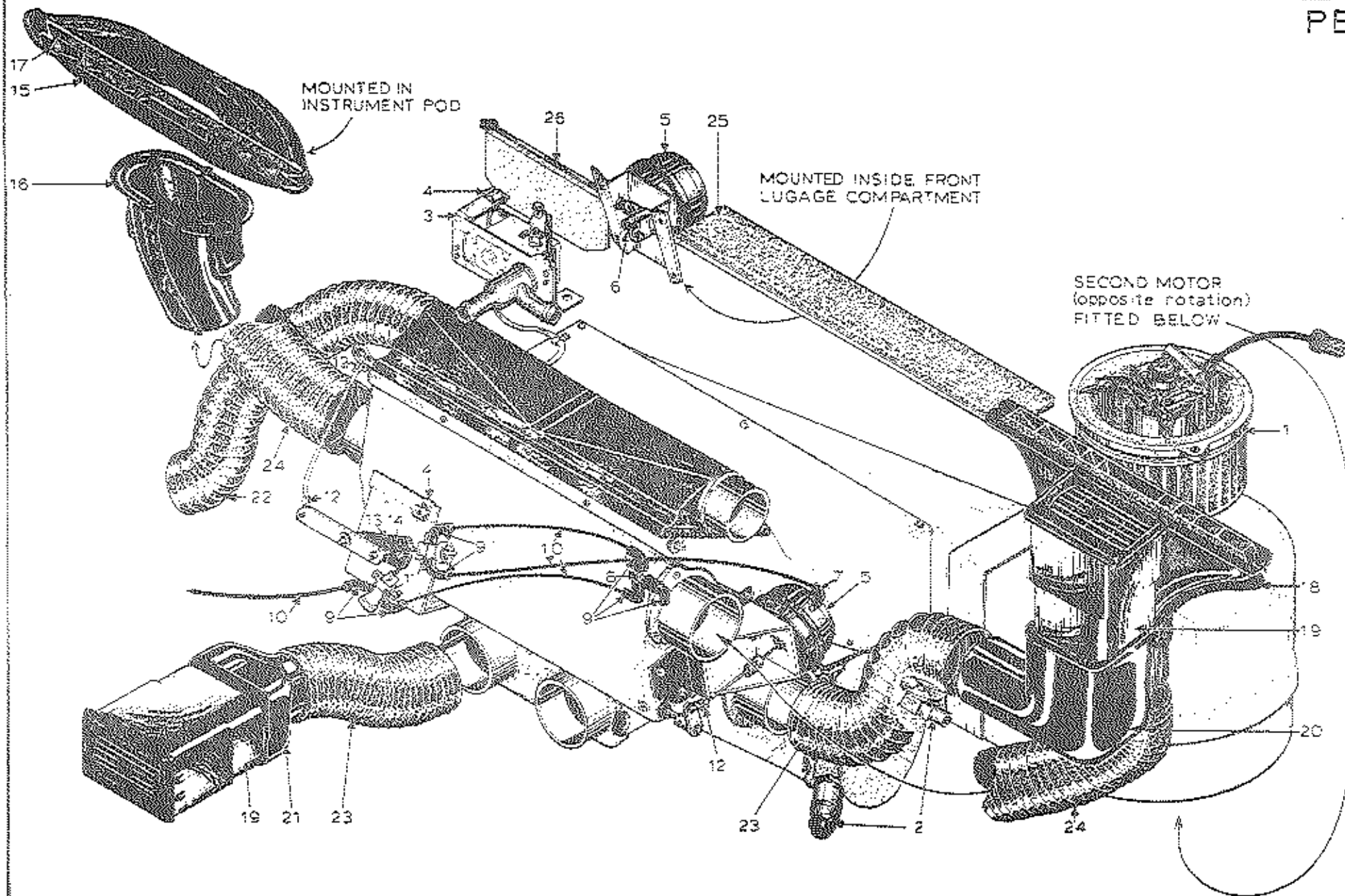
PLATE Ref: No.	DESCRIPTION	PART No	QUANTITY							REMARKS
			S.1.	S.2.	ALL	DOMESTIC	R.O.W.	FEDERAL		
Not illus.	Bulkhead Cover	A079P4129K		*		1				In Front Compartment.
Not illus.	Bulkhead Cover	A079P4124K		*			1	1		
Not illus.	Vacuum Pipe 5/16" OD	A026B0130ZC		*			A/R	A/R		
Not illus.	Cable, Water Valve	A079P4146F		*		1				
Not illus.	Cable, Water Valve	B079P4022F		*			1	1		
Not illus.	Cable, Control	A079P4145F		*		1				
Not illus.	Cable, Control	A079P4107F		*			1	1		
Not illus.	Control Lever Assy.	A050P0049J		*	1					
Not illus.	Knob, Control Lever	X050B6078ZD		*	2					
Not illus.	Screw, Knob	X050B6043ZD		*	2					
PAA 26	Vacuum Pipe	A075P6068V		*	A/R					
PAA 27	Elbow	A075P6069F		*	1					
PAA 28	"T" Piece	A075P6081F		*	1					
PAA 29	Sleeve	A075P6080F		*	2					
PAA 30	Elbow	A036J0135ZG		*	1					
PAA 31	Vacuum Pipe	A026B0130ZC		*	A/R					
PAA 32	Sleeve	A075U6080F		*	2					

Esprit
PAA 3.

QUANTITY

PLATE Ref: No.	DESCRIPTION	PART No	QUANTITY					REMARKS
			S.1.	S.2.	ALL	DOMESTIC	R.O.W.	
PAA 33	Non-Return Valve	A075U0561 ZE		*	1			
PAA 34	Bracket, Vacuum Reservoir	A079P4090F		+	3			
PAA 35	Bolt, 6mm x 16	A075W1029ZG		*	3			
PAA 36	Nut, Nyloc, 6mm	A075W3009ZE		*	3			

Esprit
PAA 4.



This drawing is the l.h.d. installation.

PLATE Ref: No.	DESCRIPTION	PART No	QUANTITY						REMARKS
			S.1.	S.2.	ALL	DOMESTIC	R.O.W.	FEDERAL	
	Air Conditioning Unit	A079P4150K		*		1			
	Air Conditioning Unit	A079P4151K		*			1	1	
	Evaporator	A079P4139F		*		1			
	Evaporator	A079P4080F		*				1	
	Heater Matrix	A075P6055F		*	1				
PB 1	Blower Motor and Fan	A075P6056F		*	1				C.W.
	Blower Motor and Fan	A075P6058F		*	1				C.C.W.
	Motor Securing Clamp	A079P4091F		*	6				
PB 2	Expansion Valve	A079P6012F		*	1				
PB 3	Water Valve	A079P6060F		*	1				
	Clip, Water Valve Capillary	A075W6051ZH		*	2				
PB 4	Abutment Clip	A075W6117F		*	2				
PB 5	Vacuum Motor	B075P6059F		*	2				
PB 6	Clevis Pin, Vac. Motor/Flaps	A075W6027F		*	2				Vac. Motor in Front Compt.
	Connector, Vac. Pipe/Motor	A075P6030F		*	2				Vac. Motor in Front Compt.
PB 7	Elbow, Vac. Pipe/Motor	A075P6070F		*	1				
PB 8	"T" Piece	A075P6081F		*	1				
PB 9	Elbow, Vac. Pipe	A075P6069F		*	7				

PLATE Ref. No.	DESCRIPTION	PART No	QUANTITY						REMARKS
			S.1.	S.2.	ALL	DOMESTIC	R.O.W.	FEDERAL	
PB 10	Vacuum Pipe	A075P6068V		*	A/R				
PB 11	Vacuum Switch	A075P6062F		*	2				
PB 12	Bush and Clip Assy.	A075U6033ZK		*	3				Rod Retaining
PB 13	Operating Cam	A075P0173F		*	1				
PB 14	Cable Trunnion	A075W6121F		*	1				
PB 15	Binnacle Vent	A079P4064K		*	1				
PB 16	Adaptor, Binnacle Vent	A079P4065K		*	1				
PB 17	Demist Outlet Vent	A079P4039F		*	1				
PB 18	Demist Duct	A079P4026K		*	1				
PB 19	Face Level Vent	A075P6018ZL		*	4				
PB 20	Adaptor, Face Level Vent, Pass	B076P0132F		*	1				
PB 21	Adaptor, Centre Vent	A079P4126K		*	2				
Not illus.	Adaptor, Face Level Vent, Binnacle	A079P4066K		*	1				
PB 22	Flexible Ducting 1½"	A075P6066V		*	A/R				
PB 23	Flexible Ducting 1 7/8"	A079P6007V		*	A/R				
PB 24	Flexible Ducting, 2½"	A079P4027V		*	A/R				
PB 25	Fresh Air Flap	A079P4099F		*	1				

Esprit
PB 2

PLATE Ref: No.	DESCRIPTION	PART No	QUANTITY						REMARKS
			S.1.	S.2.	ALL	DOMESTIC	R.O.W.	FEDERAL	
Not illus.	Recirculation Flap	A079P4138F		*		1			
PB 26	Recirculation Flap	A079P4098F		*			1	1	
Not illus.	Bulkhead Cover	A079P4129K		*	1				
Not illus.	Bulkhead Cover	A079P4124K		*			1	1	In Front Compartment.
Not illus.	Vacuum Pipe 5/16" OD	A026B0130ZC		*			A/R	A/R	
Not illus.	Cable, Water Valve	A079P4146F		*		1			
Not illus.	Cable, Water Valve	B079P4022F		*			1	1	
Not illus.	Cable, Control	A079P4145F		*		1			
Not illus.	Cable, Control	A079P4107F		*			1	1	
Not illus.	Control Lever Assy.	A050P0049J		*	1				
Not illus.	Knob, Control Lever	X050B6078ZD		*	2				
Not illus.	Screw, Knob	X050B6043ZD		*	2				

Esprit
PB 3

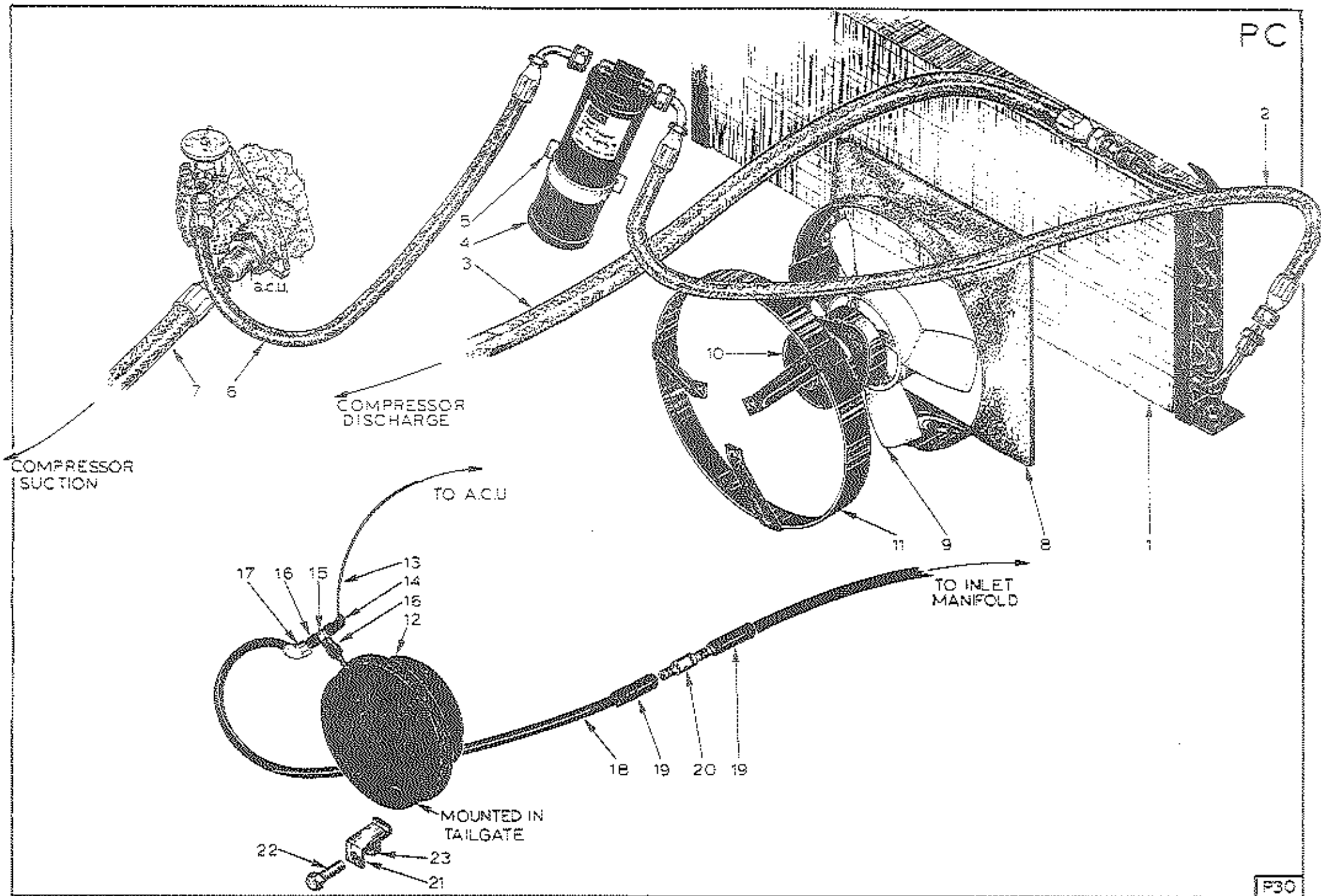
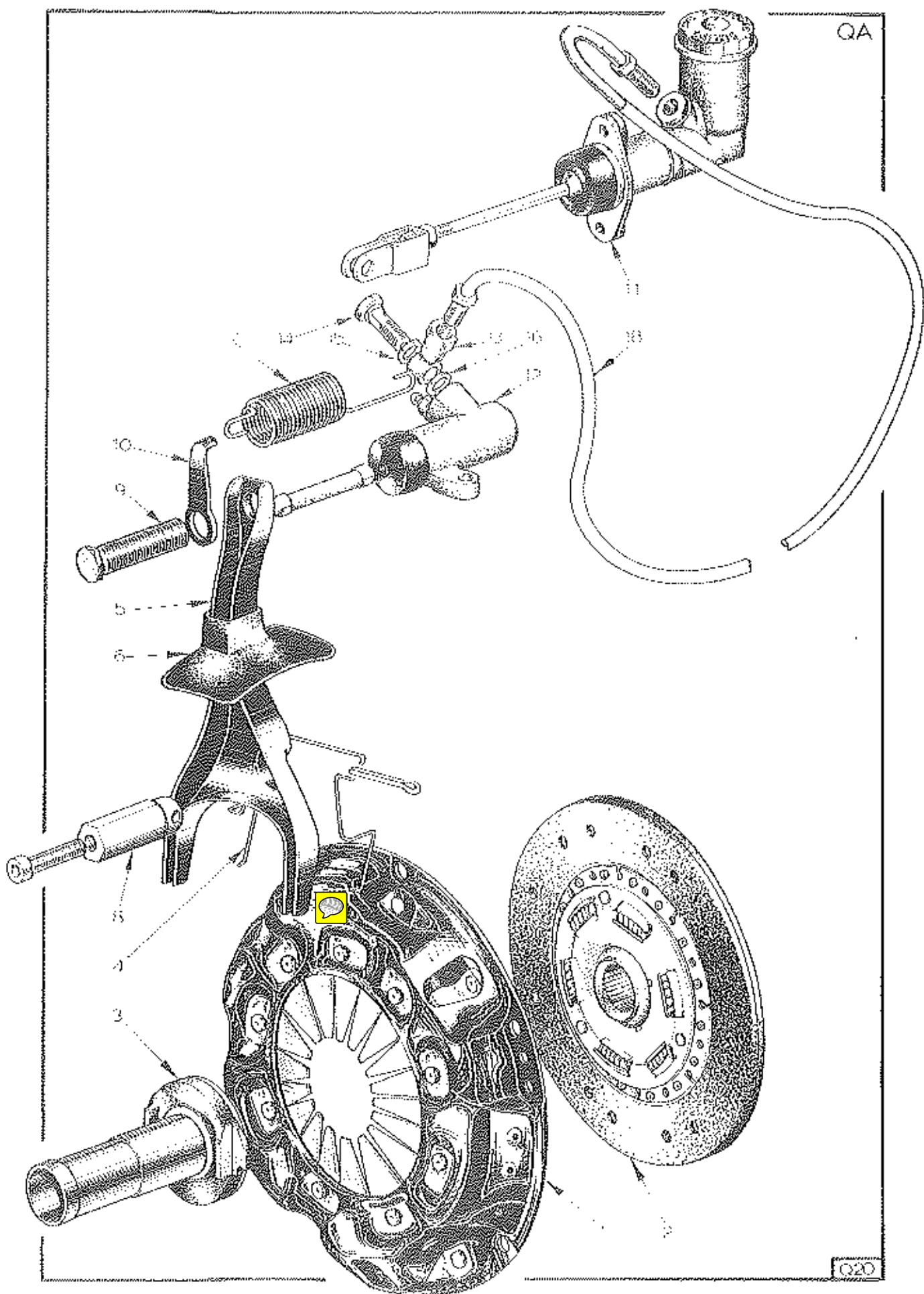


PLATE Ref: No.	DESCRIPTION	PART No	QUANTITY							REMARKS
			S.1.	S.2.	ALL	DOMESTIC	R.O.W.	FEDERAL		
PC 1	Condenser	A079P4073F		*	1					
PC 2	Hose, Condenser/Rec. Drier	A079P4140F		*		1				
	Hose, Condenser/Rec. Drier	A079P4076F		*			1	1		
PC 3	Hose, Compressor/Condenser	A079P4133F		*						
	Hose, Compressor/Condenser	A079P4079F		*			1	1		
PC 4	Receiver - Drier	A079P6011F		*	1					
PC 5	Bracket, Receiver - Drier	A075P0089ZK		*	1					
PC 6	Hose, Rec. Drier/Expansion Valve	A079P4135F		*		1				
	Hose, Rec. Drier/Expansion Valve	A079P4077F		*			1	1		Air Cond. Cars Only.
PC 7	Hose, Expansion Valve/Compressor	A079P4134F		*		1				
	Hose, Expansion Valve/Compressor	A079P4078F		*			1	1		
PC 8	Cowl, Condenser Fan (ABS)	A079P4127K		*	1					
PC 9	Fan, 10"	A079K6009F		*	1					
PC 10	Fan Motor	A079K6010F		*	1					
PC 11	Fan Cowl & Motor Mounting	B079K4084F		*	1					
PC 12	Vacuum Reservoir	A079P6014F		*	1					
PC 13	Vacuum Pipe	A075P6068V		*	A/R					
PC 14	Elbow	A075P6069F		*	1					
	<i>NO-DRIIP TRPE</i>	<i>A075P6086F</i>			<i>0/2</i>					<i>Per Master</i>

PLATE Ref: No.	DESCRIPTION	PART No	QUANTITY					REMARKS	
			S.1.	S.2.	ALL	DOMESTIC	R.O.W.		FEDERAL
PC 15	"T" Piece	A075P6081F		*	1				
PC 16	Sleeve	A075P6080F		*	2				
PC 17	Elbow	A036J0135ZG		*	1				
PC 18	Vacuum Pipe	A026B0130ZC		*	A/R				Air Cond. Cars Only.
PC 19	Sleeve	A075U6080F		*	A/R				
PC 20	Non Return Valve	A075U0561ZE		*	1				
PC 21	Bracket, Vacuum Reservoir	A079P4090F		*	3				
PC 22	Bolt, 6mm x 16	A075W1029ZG		*	3				
PC 23	Nut, Nylon, 6mm	A075W3009ZE		*	3				

Esprit
PC 2.

QA



020

PLATE Ref: No.	DESCRIPTION	PART No	QUANTITY						REMARKS
			S.1.	S.2.	ALL	DOMESTIC	R.O.W.	FEDERAL	
QA.1.	Cover Assy	A907Q0119ZF	*	*	1				
	Screw, Hex. Head 5/16" x 2"	A075W1012ZD	*	*	6				
	Washer, Spring, 5/16"	A075W4036ZL	*	*	6				
QA.2.	<i>COVER ASSY</i> Friction Plate	A079Q6001F	*	*	1				S.2-2
QA.3.	<i>FRICITION PLATE</i> Release Bearing Assy	A079Q4004J	*	*	1				S.2-2
	Adaptor, Release Bearing	A079Q4002F	*	*	1				Part of Assy, Secured by Avdelbond A138
QA.4.	Spring Retaining, Release Bearing/Fork	A079Q6008F	*	*	2				
QA.5.	Clutch Fork	A079Q6009F	*	*	1				(S.S.D. must use B)
QA.6.	Dust Cover	A079Q6017F	*	*	1				
QA.7.	Fork Return Spring	A079Q6005F	*			1			See Bulletin 1977/25
	Fork Return Spring	A079Q4003F	*	*	1				
QA.8.	Fork Ball Pin	A079Q6014F	*	*	1				
	Screw, Fork Ball Pin	A079Q6015F	*	*	1				
	Split Pin, Fork Ball Pin	A079Q6016F	*	*	1				
QA.9.	Adjusting Screw, Fork	A079Q6010F	*	*	1				
QA.10.	Fork Spring Lug	A079Q6011F	*	*	1				
01.79.	<i>DIFFERENT POINTOR</i>								Esprit QA.1.
	<i>2-2 ESPRIT RELEASE BEARING</i>	<i>A079Q60059F</i>							<i>ASSY 2-2 A079Q6014F (E1430.)</i>

QUANTITY

PLATE Ref: No.	DESCRIPTION	PART No	S. I.	S. Z.	ALL	QUANTITY			REMARKS
						DOMESTIC	R. O. W.	FEDERAL	
QA .11.	Master Cylinder, Clutch	A079J6013F	*	*		1			0.625" <i>S/S</i>
	Service Kit, Master Cylinder	A036J6091ZE	*	*		A/R			0.625"
QA .11.	Master Cylinder, Clutch	A079J6032F	*	*			1	1	0.700"
	Service Kit, Master Cylinder	A079J6037F	*	*			A/R	A/R	0.700"
	Filler Cap	A079J6038F	*	*	1				0.625" x 0.700" Master Cylinders
QA .12.	Slave Cylinder, Clutch (Red Spot)	A079Q4005F	*	*	1				Machined 4° Installation Angle
	Washers	A075W4024F	*	*	2				Replaces A079Q6002F
	Slave Cylinder Clutch	B079Q6002F	*	*	1				Fits Angled Bellhousing
QA .13.	Banjo, Slave Cylinder	A079J6041F	*	*	1				Replaces A079Q6006F
QA .14.	Bolt, Banjo	X054J6012ZE	*	*	1				See Bulletin 1977/25
QA .15.	Gasket	A054J6014ZD	*	*	1				Large I/D
QA .16.	Gasket	A075J6020F	*	*	1				Small I/D
QA .17.	Push Rod	B079Q4000F	*	*	1				
QA .16.	Service Kit, Slave Cylinder	B079Q6004F	*	*	A/R				<i>WITH IMPROVED/SEPA G4675667</i>
QA .18.	Pipe, Flexible, 144"	C079J6017F	*	*	1				Replaces A079J6017F, See Bulletin 1977/25.
	Lagging, Pipe, Flexible	A079J4065F	*	*				1	
OI .79.									Esprit QA .2.

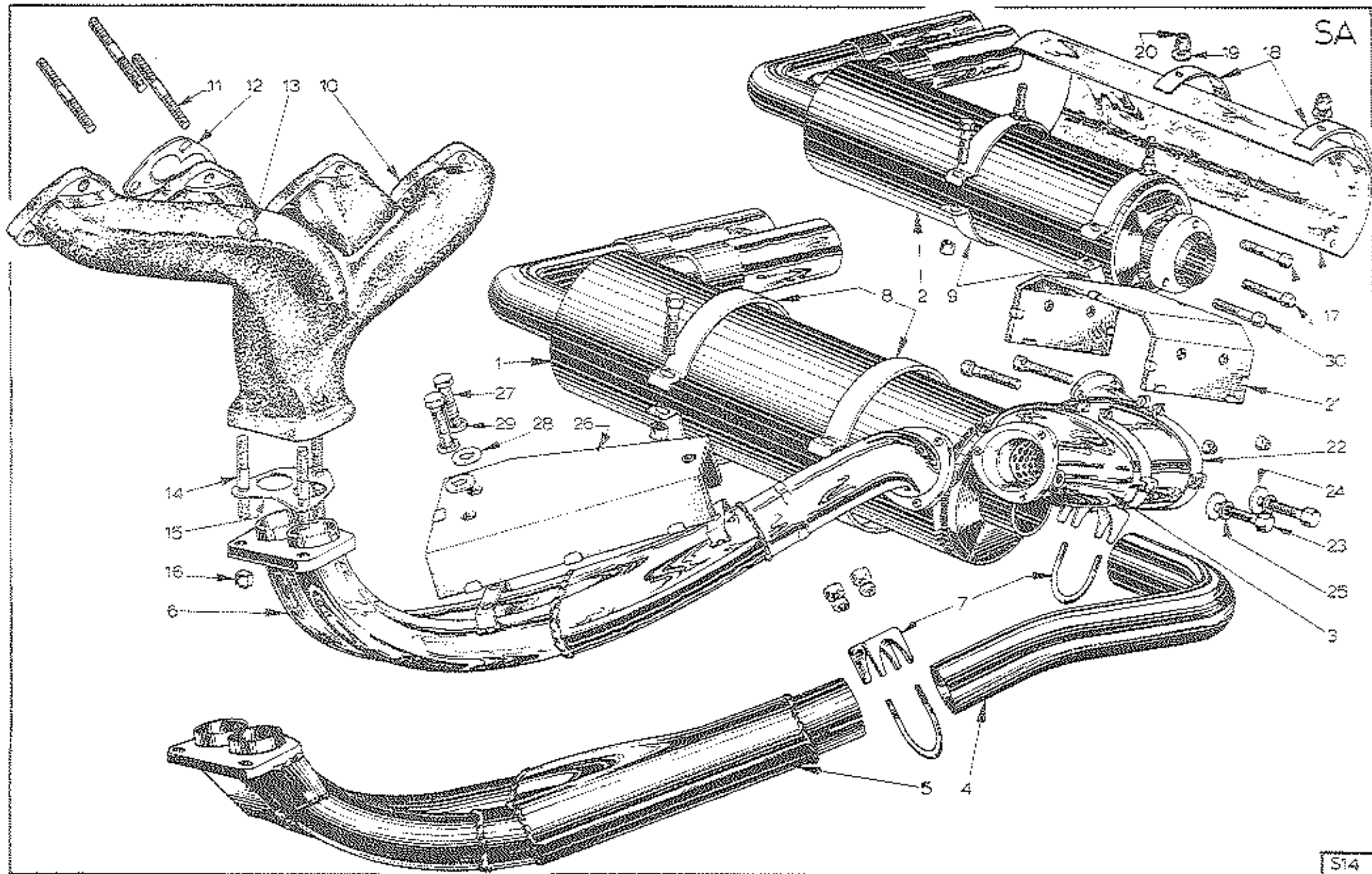


PLATE Ref: No.	DESCRIPTION	PART No	QUANTITY					REMARKS	
			S.1.	S.2.	ALL	DOMESTIC	R.O.W.		FEDERAL
SA .1.	Silencer	A079S4000F	*			1	1		
Not illus.	Silencer	A079S4057F X		*		1	1		
SA .2.	Silencer	A079S4021F	*	*				1	
Not illus.	Primary Silencer	A079S4056F X		*		1	1		
SA .3.	Catalyst	A079S4022F	*	*				1	From unit Nos. 100H on & 100T on Inc.
Not illus.	Primary Silencer	A079S4056F		*				1	From unit Nos. 100S on, Inc.
SA .4.	Intermediate Pipe	A079S4002F	*			1	1		
SA .5.	Down Pipe Assy.	A079S4001F	*			1	1		
Not illus.	Down Pipe Assy	<i>WITH BALL JOINTS</i> → A079S4055F X		*		1	1		Can be used with A907E0601Y and B907E0601F,
SA .6.	Down Pipe Assy	B079S4023F	*	*				1	
SA .7.	Pipe Clamps 1 7/8"	A075S6000Z	*			2	2		
	Plug, Brass, 1/2" BSP	A075S6019F	*	*				1	From unit Nos. 100H on & 100T on, Inc.
SA .30.	Bolt M8 x 30	A075W2037ZE	*	*				6	
	Nut, lock, M8, Copper Coated	A075W3025ZC	*	*				6	
	Bolt, M8 x 35	A075W2038ZK		*		8	8		Primary Silencer to Down Pipe/Main Silencer and Clamps to Channel.
	Nut, Lock, M8, Copper Coated	A075W3025ZC		*		8	8		
	Assy, Silencer Mounting Bracket	C079S4010F	*			1	1		
	Spacer	A079S4014K	*			1	1		

QUANTITY

PLATE Ref: No.	DESCRIPTION	PART No	QUANTITY					REMARKS	
			S.1.	S.2.	ALL	DOMESTIC	R.O.W.		FEDERAL
	Assy, Silencer Mounting Bracket	A079S4061F		*		1	1		To gearbox.
	Stud, Gearbox/Mounting Bracket	A079F4030F		*		1	1		
	Bolt, M7 x 45, Mountin Bracket	A079F4031F		*		1	1		
	Nut, M7, Nyloc	A079F6023F		*		1	1		
	Channel Assy, Silencer	A079F4065F		*		1	1		To Mounting Bracket.
	Assy, Silencer Mounting Bracket	D079S4017F	*	*				1	
	Spacer	A079S4029F	*	*				1	
	Speedo Cable Mounting Bracket	A079S4067F		*		1	1		
Not illus	Mounting Straps, Silencer	A079S4066F		*		1	2		
SA.8.	Mounting Straps, Silencer	A079S4005F	*			2	2		
SA.9.	Mounting Straps, Silencer	A079S4036F	*	*				2	
SA.10.	Exhaust Manifold	A907E0601Y	*		1				
	Exhaust Manifold	B907E0601Y		*	1				
SA.11.	Stud, Manifold to Cylinder Head	A907E0128ZJ	*	*	12				
SA.12.	Gasket, Manifold to Cylinder Head	A907E0004ZC	*	*	4				
	Washer	A075W4020ZB	*	*	12				
SA.13.	Nut, Manifold to Cylinder Head	A075W3035XE	*	*	12				Copperised
SA.14.	Stud, Manifold to Down Pipe	B907E0635Z	*		3				
	Stud, Manifold to Down Pipe	C907E0635Z		*		3	3		
Ol.79.	Stud, Manifold to Down Pipe	B907E0635Z		*				3	

Esprit
SA.2.

PLATE Ref: No.	DESCRIPTION	PART No	QUANTITY						REMARKS
			S.1.	S.2.	ALL	DOMESTIC	R.O.W.	FEDERAL	
SA .15.	Gasket, Manifold to Down Pipe	B907E0638Z	*	*	1				
SA .16	Nut, Manifold to Down Pipe	A075W3022ZD	*	*	3				Stainless Steel
	Washer	A075W4020ZB	*	*	3				
	Anti-Seize Paste	A907E627ZV	*	*	5cc				
	Fire Gum	A075S6004VG	*	*	20				
SA .17-	Heat Shield, Silencer	A079S4035F	*	*				1	
SA .18.	Clamp Strap, Heat Shield	A079G4037F	*	*				2	
	Penny Washers, 8 mm	A075W4021ZG	*	*				4	
SA .19	Plain Washers, 8 mm	A075W4020ZB	*	*				4	
SA .20.	Nut, Self Lock	A075W3025ZC	*	*				4	
SA .21 .	Catalyst Heat Shield Assy.	A079S4031 J	*	*				1	
	Metal Backing	A079S4027C	*	*				1	
	Outer Metal Cover	A079S4033C	*	*				1	
	Insulation	A079S4026F	*	*				1	
SA .22.	Clamp, Catalyst Heat Shield	A079S4032F	*	*				2	
	Screw, Clamp/Catalyst, M6 x 30	A075W1032ZE	*	*				2	
	Nut, Self Lock, M6	A075W3020ZE	*	*				4	Catalyst Heat Shield Fixings
SA .23.	Screw, Shield to Clamp	A075W1028ZG	*	*				6	
SA .24.	Penny Washer	A075W4017ZJ	*	*				6	
SA .25	Shakeproof Washer	A075W4046ZL	*	*				6	

Unit Nos. 100H &
100T on Inc.

QUANTITY

PLATE Ref: No.	DESCRIPTION	PART No	S.1.	S.2.	ALL	QUANTITY			REMARKS
						DOMESTIC	R.O.W.	FEDERAL	
SA .26.	Down Pipe Heat Shield Assy	A079S4030J	*	*				1	Down Pipe Heat Shield Fixings California & Japan only. Unit Nos. 100H & 100T on Inc.
SA .27.	Screw, M6 x 18	A075W1029ZA	*	*				3	
SA .28.	Penny Washers	A075W4017ZS	*	*				3	
SA .29	Shakeproof Washers	A075W4046ZL	*	*				3	
Not illus.	Catalyst Grass Fire Shield Assy.	A079S4038K	*	*				1	
Not illus.	Down Pipe Grass Fire Shield Assy.	A079S4041K	*	*				1	
	Sperex Paint Silver	A079S6002V	*	*				100 cc	

Esprit
SA.4.

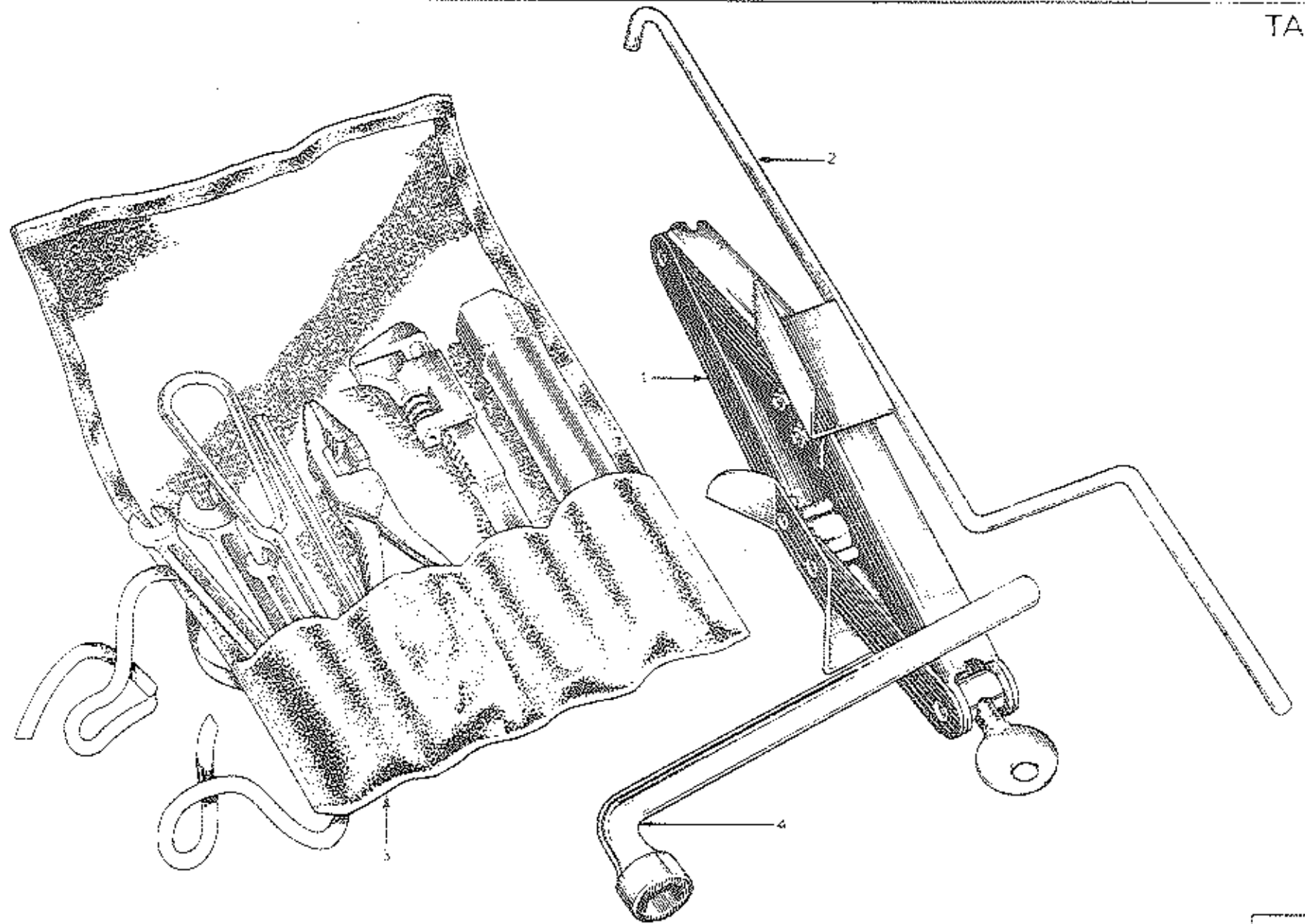
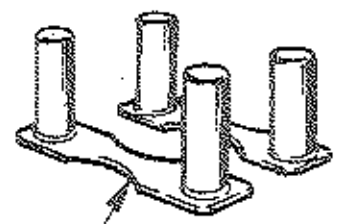



PLATE Ref: No.	DESCRIPTION	PART No	QUANTITY						REMARKS
			S.1.	S.2.	ALL	DOMESTIC	R.O.W.	FEDERAL	
TA.1.	Jack	B065T0347ZB	*	*	1				
TA.2.	Handle, Jack	B075T0350ZH	*	*	1				
TA.3.	Tool Kit Assy	A075T0728J	*	*	1				Replaces A075T0001Z
TA.4.	Wheel Brake	A065G6007ZB	*	*	1				
	Bag, Stowage	A036T6014ZG	*		1				
PUBLICATIONS									
	Owners Handbook	A079T0324Z	*			1	1		
	Owners Handbook	D079T0324Z		*		1	1		
	Owners Handbook	B079T0324Z	*					1	
	Owners Handbook	C079T0324Z		*				1	
	Parts List	A079T0325Z	*	*	1				
	Workshop Manual	A079T0327Z	*	*	1				
01.79.									Esprit TA.1.



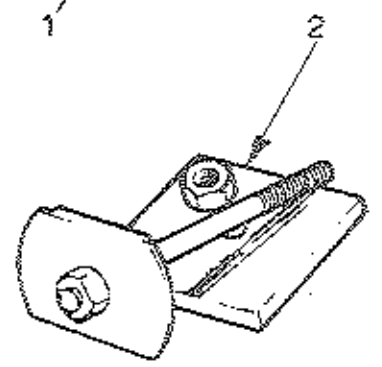
1



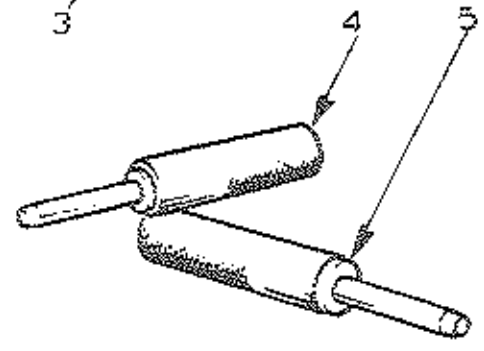
3



6



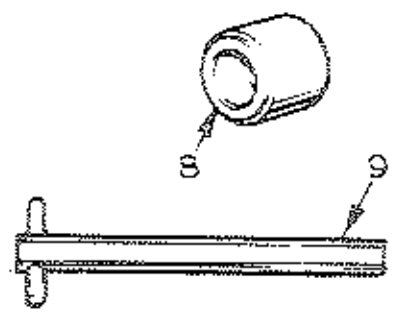
2



5

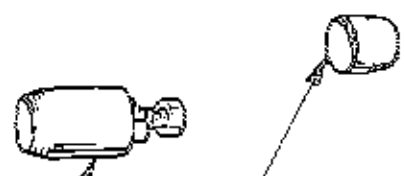


7



8

9

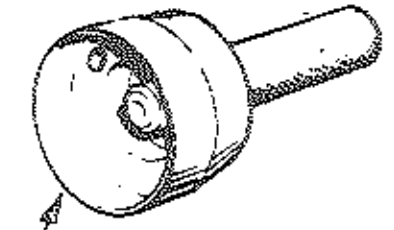


10

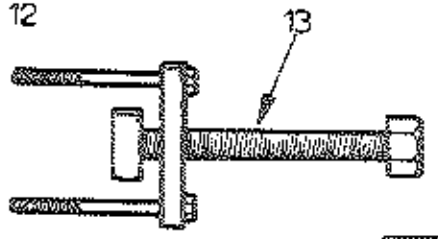
11



14



12



13

PLATE Ref: No.	DESCRIPTION	PART No	QUANTITY				REMARKS
			ALL	DOMESTIC	EUROPEAN	FEDERAL	
	Engine Special Tool Kit Assy.	T000L0002A	A/R				
TB.1.	Cylinder Liner Clamps	T000T0002A	A/R				2 off per kit
TB.2.	Cylinder Liner Extractor	T000T0012A	A/R				1 off per kit
TB.3.	Cylinder Liner Nip Gauge	T000G0003A	A/R				1 off per kit
TB.4.	Drift, Inlet Valve Seat	T000T0093A	A/R				1 off per kit
TB.5.	Drift, Exhaust Valve Seat	T000T0094A	A/R				1 off per kit
TB.6.	Insertor, Spigot Bearing	T000T0242A	A/R				1 off per kit
TB.7.	Drift, Valve Guide	T000T0004A	A/R				1 off per kit
TB.8.	Insertor, camshaft Oil Seal	T000T0010A	A/R				1 off per kit
TB.9.	Spanner, Oil Pick-up Pipe Union	T000T0063A	A/R				1 off per kit
TB.10.	Extractor, Camshaft Oil Seal	T000T0011A	A/R				1 off per kit
TB.11.	Sleeve, Camshaft Oil Seal	T000T0072A	A/R				1 off per kit
TB.12.	Pilot, Rear Oil Seal, Crankshaft	T000T0084A	A/R				1 off per kit
TB.13.	Puller, Crankshaft Pulley	T000T0170A	A/R				1 off per kit
TB.14.	Pilot, Front Cover	T000T0009B	A/R				1 off per kit
	Clips, Tool Retention, Set, c/w Fixings	T000L0005A	A/R				
8.77.							

PLATE
Ref: No.

DESCRIPTION

PART No

QUANTITY

ALL

DOMESTIC

EUROPEAN

FEDERAL

REMARKS

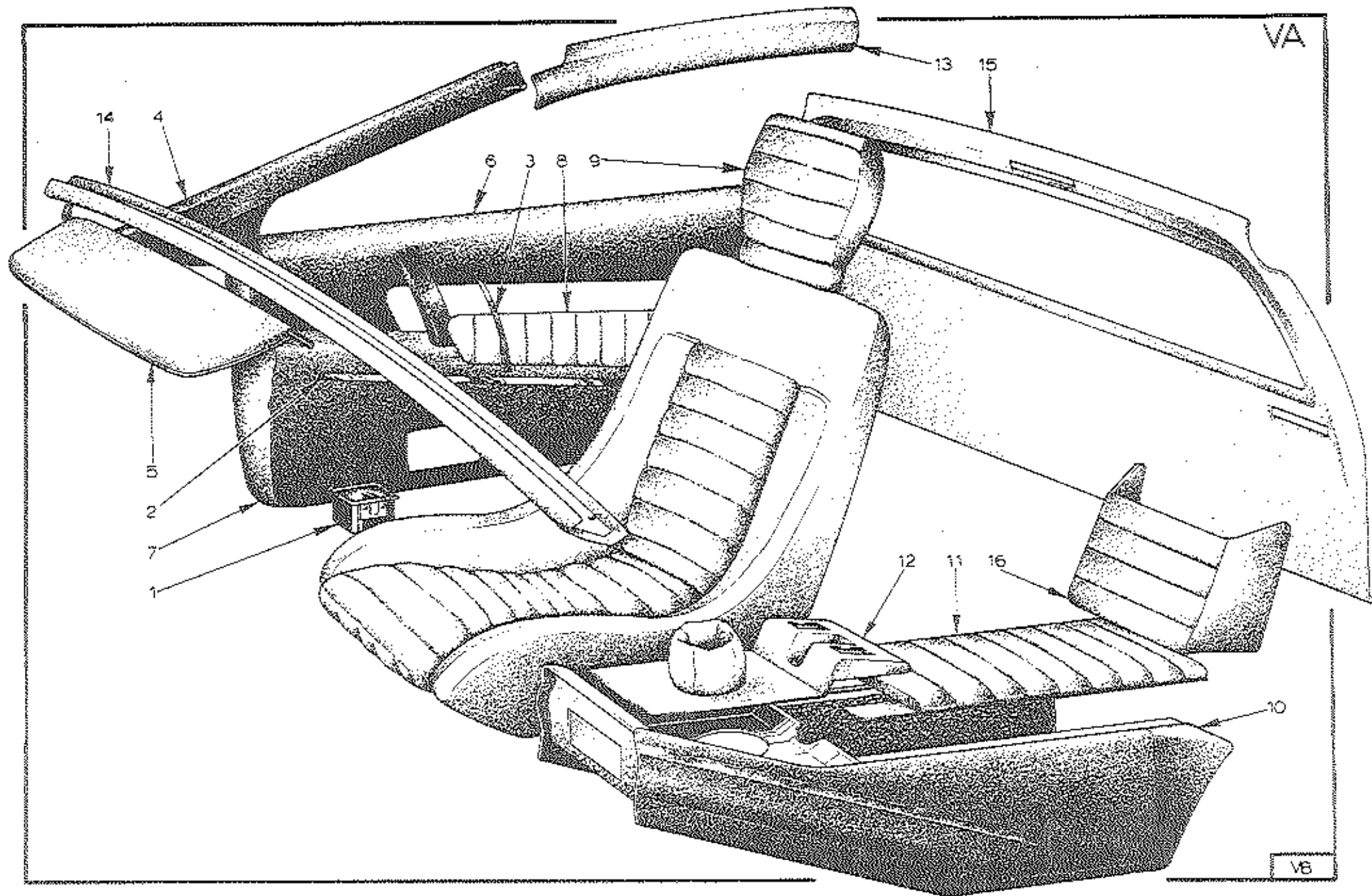
Shadow Sheet, Self Adhesive
Tool Board

T000T0271A

A/R

T000T0270A

A/R



.....

PLATE Ref: No.	DESCRIPTION	PART No	QUANTITY							REMARKS
			S.1.	S.2.	ALL	DOMESTIC	R.O.W.	FEDERAL		
	Lever, Choke Control, Black	CO79U4235F	*	*	1					
	Lever, Choke Control, Chrome	AO79U4400F	*	*	1					
	Lever Mounting Bracket	CO79U4260F	*	*	1					
	Pivot Pin	AO79U4261F	*	*	1					
	Startol Ring	AO79U6019F	*	*	1					Secured with Avdelbond.
	Choke Cable Abutment Bracket	BO79U4297F	*	*	1					
	Cable Clip, Abutment	AO75W6117F	*	*	1					
VA.1	Ashtray, Black	AO79U6024F	*	*	2					
	Ashtray Chrome	AO79U6025F	*	*	2					
	Seat Runner, Locking	AO79V4150X	*	*	2					Replaces XO54B6019ZN
	Seat Runner, Plain	AO79V4151X	*	*	2					Replaces XO54B6018ZC
VA.2	Bright Finisher, Door Trim	AO79U4169F	*	*	2					
VA.3	Bright Finisher, Door Pull	AO79U4171F	*	*	2					
	Clip, Bright Finisher, Door Pull.	AO75U0354Z	*	*	4					
	Gear Lever Gaiter, Lower	AO76V1444F	*	*	1					
	Clamp Ring, Gear Lever Gaiter, Lower	AO75U0622ZD	*	*	1					
	Cover Plate, Gear Lever Assy.	AO79U4430K	*	*	1					
O.I.79.										Esprit VA.1

PLATE Ref: No.	DESCRIPTION	PART No	QUANTITY						REMARKS
			S.1.	S.2.	Alt.	DOMESTIC	R.O.W.	FEDERAL	
	Gasket, Cover Plate	AO79U443IF	*	*	1				
	Screw, PK No.6. x 1/2"	AO75W5016ZA	*	*	6				
	Rear 1/2 Window Trim LH	BO79U4147K	*	*	1				
	Rear 1/2 Window Trim, RH	BO79U4148K	*	*	1				
	Channel, Rear 1/2 Window Trim Location	AO79U4149K	*	*	2				
	Assy, Cover Plate, Hinge Post.	AO79V4144J	*	*	2				State trim required
	Clip	AO79V4146F	*	*	2				

01.79.

Esprit
VA.2

PLATE Ref. No.	DESCRIPTION	PART No	QUANTITY						REMARKS
			S.1.	S.2.	ALL	DOMESTIC	R.O.W.	FEDERAL	
	<u>GREEN/TARTAN TRIM OPTION</u>								
	"A" Post Trim Assy, LH.	A079V4089J	*		1				
	"A" Post Trim Cover, LH.	A079V4091K	*		1				
VA .4.	"A" Post Trim Assy, RH.	A079V4090J	*		1				
	"A" Post Trim Cover, RH.	A079V4092K	*		1				
	Sunvisor Assy, LH.	A079V4007J	*		1				
VA .5	Sunvisor Assy, RH.	A079V4008J	*		1				
	Clip, Sunvisor	A079V4361F	*		2				
	Door Trim Panel Assy, LH.	A079V4009J	*		1				Up to Unit Nos. 213G, 215G, to 239G, 241G, 242G and 109H, Inc.,
	Door Trim Panel Assy, LH.	B079V4009K	*		1				Unit Nos. 214G, 240G, and 243G on, 110H and 100J on Inc.,
	Main Trim Cover Assy, Top, LH.	A079V4021J	*		1				
	Main Trim Cover Assy, Bottom LH	A079V4023J	*		1				
	Trim Cover, Insert Panel, LH.	A079V4025K	*		1				
	Door Trim Panel Assy, RH.	A079V4010J	*		1				Up to Unit Nos. 213G, 215G to 239G, 241G, 242G, and 109H, Inc.
	Door Trim Panel Assy, RH.	B079V4010K	*		1				Unit Nos. 214G, 240G and 243G on, 110H, and 100J on, Inc.
01.79.	<i>CENTRIC FITTINGS</i>	<i>A079U6043Z</i> <i>(Plastic Tube)</i>							
									<i>R/B A079U6043F E1:546U</i>

QUANTITY

PLATE Ref: No.	DESCRIPTION	PART No	QUANTITY						REMARKS
			S.1.	S.2.	ALL	DOMESTIC	R.O.W.	FEDERAL	
	<u>GREEN/TARTAN TRIM OPTION (CONTD)</u>								
VA .6.	Main Trim Cover Assy, Top RH.	A079V4022J	*		1				
VA .7.	Main Trim Cover Assy, Bottom, RH.	A079V4024J	*		1				
VA .8.	Trim Cover, Insert Panel, RH.	A079V4026K	*		1				
	Door Insert Panel	A079V4013F	*		2				
VA .9.	Seat Assy.	A079V4030J	*		2				Includes Trim
	Trim Cover Assy Side and Squab Top.	A079V4037J	*		2				
	Trim Cover Assy, Cushion	A079V4039J	*		2				
	Trim Cover Assy, Headrest.	A079V4040J	*		2				
	Trim Cover Assy, Collar.	A079V4137J	*		2				
	Tunnel Trim, Complete Assy.	A079V4064J	*		1				
VA .10	Trim Cover Assy, Tunnel.	A079V4072J	*		1				
VA .11.	Trim Cover Assy, Tunnel Top	A079V4073J	*		1				Arm Rest
VA .12.	Switch Panel, Trimmed Assy.	A079V4261J	*		1				
	Switch Panel, Trim Cover.	A079V426OK	*		1				
	Gear Lever Gaiter Trim Assy.	A079V4247J	*		1				
	Cant Rail Assy, LH.	A079V4077J	*		1				
	Trim Cover, Cant Rail, LH.	A079V4081K	*		1				
01.79.									Esprit VA .4

PLATE Ref: No.	DESCRIPTION	PART No	QUANTITY						REMARKS
			S.1.	S.2.	ALL	DOMESTIC	R.O.W.	FEDERAL	
	<u>GREEN/TARTAN TRIM OPTION (CONTD)</u>								
VA .13.	Cant Rail Assy, R.H.	AO79V4O78J	*		1				
	Trim Cover, Cant Rail, RH.	AO79V4O82K	*		1				
VA .14.	Header Rail Assy.	AO79V4O83J	*		1				
	Trim Cover, Header Rail	AO79V4O85K	*		1				
VA .15	Bulkhead/Window Trim Assy.	AO79V4O86J	*		1				
	Bulkhead/Window Trim Cover	AO79V4O88K	*		1				
	Finisher, Seat Belt Slot	AO75VO612ZG	*		2				
VA .16.	Map Pocket Assy.	AO79V4111J	*		1				
	Trim Cover, Map Pocket	AO79V4113K	*		1				
	Headlining	AO79V4246J	*		1				
01.79.									

PLATE Ref: No.	DESCRIPTION	PART No	QUANTITY						REMARKS
			S.1.	S.2.	ALL	DOMESTIC	R.O.W.	FEDERAL	
	<u>BROWN MARCASITE TRIM OPTION</u>								
	"A" Post Trim Assy, LH.	AO79V4333J	*	*	1				
	"A" Post Trim Cover, LH.	AO79V4335K	*	*	1				
VA .4	"A" Post Trim Assy, RH.	AO79V4334J	*	*	1				
	"A" Post Trim Cover RH	AO79V4336K	*	*	1				
	Sunvisor Assy, LH.	AO79V4337J	*	*	1				
VA .5	Sunvisor Assy, RH.	AO79V4338J	*	*	1				
	Sunvisor Clips	AO79V4361F	*	*	2				
	Door Trim Panel Assy, LH.	AO79V4339J	*	*	1				
	Main Trim Cover Assy, Top, LH.	AO79V4341J	*	*	1				
	Main Trim Cover Assy, Bottom, LH.	AO79V4343J	*	*	1				
	Trim Cover, Insert Panel, LH	AO79V4345K	*	*	1				
	Door Trim Panel Assy, RH.	AO79V4340J	*	*	1				
VA .6	Main Trim Cover Assy, Top, RH	AO79V4342J	*	*	1				
VA .7	Main Trim Cover Assy, Bottom RH.	AO79V4344J	*	*	1				
VA .8	Trim Cover, insert Panel, RH	AO79V4346K	*	*	1				
	Door Insert Panel	AO79V4013F	*	*	2				
0179.									Esprit VA.6.

PLATE Ref: No.	DESCRIPTION	PART No	QUANTITY							REMARKS
			S.1.	S.2.	ALL	DOMESTIC	R.O.W.	FEDERAL		
	BROWN MARCASITE TRIM OPTION CONTD									
VA 9	Seat Assy.	AO79V4347J	*		2					Includes Trim
	Trim Cover Assy, Side and Squab.	AO79V4348J	*		2					
	Trim Cover Assy, Cushion.	AO79V4349J	*		2					
	Trim Cover, Headrest	AO79V4350J	*		2					
	Trim Cover Assy, Collar	AO79V4353J	*		2					
	Seat Assy.	AO79V4237J		*	2					Includes Trim
	Trim Cover Assy, Side and Squab	AO79V4224J		*	2					
	Trim Cover Assy, Cushion	AO79V4220J		*	2					
	Trim Cover Assy, Headrest	AO79V4722J		*	2					
	Trim Cover Assy, Collar	AO79V4721J		*	1					
	Trim Cover Assy, Backboard	AO79V4715J		*	2					
	Tunnel Trim, Complete Assy.	AO79V4383J	*	*	1					
VA 10	Trim Cover Assy, Tunnel	AO79V4354J	*	*	1					
VA 11	Trim Cover Assy, Tunnel Top	AO79U4355J	*	*	1					Arm Rest
VA 12	Switch Panel, Trimmed Assy.	AO79V4356J	*		1					Heater Cars
	Switch Panel, Trimmed Assy.	AO79V4511J		*	1					
	Switch Panel, Trim Cover	AO79V4391K	*	*	1					
	Gear Lever Gaiter Trim Assy.	AO79V4357J	*	*	1					
01.79.										Esprit VA.7

QUANTITY

PLATE Ref: No.	DESCRIPTION	PART No	QUANTITY						REMARKS
			S.1.	S.2.	ALL	DOMESTIC	R.O.W.	FEDERAL	
BROWN MARCASITE TRIM OPTION (CONTD)									
Not Illus.	Tunnel Side, Trimmed Assy, LH.	AO79V4656J		*					
	Trim Cover, Tunnel Side, LH.	AO79V4658K		*					
Not Illus.	Tunnel Side, Trimmed Assy, RH.	AO79V4657J		*					
	Trim Cover, Tunnel Side, RH.	AO79V4659K		*					
Not Illus.	Centre Console, Trimmed Assy.	AO79V4649J		*					
	Trim Cover Console	AO79V465OK		*					
	Trim Cover, Console Tray Insert	AO79V465IK		*					
	Gear Lever Gaiter Trim Assy.	AO79V4357J		*					Air Cond. Cons.
VA.11	Trim Cover Assy, Tunnel Top	AO79V4652J		*				Arm Rest	
	Trim Cover, Tunnel Top	AO79V4653J		*					
Not Illus.	Switch Panel, Trimmed Assy.	AO79V4654J		*					
	Trim Cover, Switch Panel	AO79V4655K		*					
	Cant Rail Assy, LH.	AO79V4359J	*	*					
	Trim Cover, Cant Rail, LH.	AO79V436IK	*	*					
VA.13	Cant Rail Assy, RH.	AO79V4358J	*	*					
	Trim Cover, Cant Rail RH.	AO79V436OK	*	*					
VA.14	Header Rail Assy	AO79V4362J	*						
	Trim Cover, Header Rail	AO79V4363K	*						
01.79.									Esprit VA.8

PLATE Ref: No.	DESCRIPTION	PART No	QUANTITY							REMARKS
			S.1.	S.2.	ALL	DOMESTIC	R.O.W.	FEDERAL		
BROWN MARCASITE TRIM OPTION (CONTD)										
VA .14	Header Rail Assy.	AO79V4497J		*	-					
	Trim Cover, Header Rail	AO79V4499K		*	-					
VA .15	Bulkhead/Window Trimmed Assy.	AO79V4364J	*	*	1					
	Bulkhead/Window Trim Cover	AO79V4365J	*	*	1					
	Finisher, Seat Belt Slot	AO75V0612ZG	*	*	2					
VA .16	Map Pocket Assy, Trimmed	AO79V4366J	*	*	1					Heater Cars
	Trim Cover, Map Pocket	AO79V4367K	*	*	1					
	Map Pocket Assy, Trimmed	AO79V4660J		*	1					Air Cond. Cars.
	Trim Cover, Map Pocket.	AO79V4661K		*	1					
	Headlining Assy.	AO79V4392J	*	*	1					
01.79.										

Esprit
VA .9

QUANTITY

PLATE Ref. No.	DESCRIPTION	PART No	S.1.	S.2.	ALL	QUANTITY			REMARKS
						DOMESTIC	R.O.W.	FEDERAL	
	<u>BLACK MARCASITE TRIM OPTION</u>								
	"A" Post Trim Assy, LH.	AO79V4263J	*	*	1				
	"A" Post Rim Cover, LH.	AO79V4266K	*	*	1				
VA 4	"A" Post Rim Assy, RH.	AO79V4264J	*	*	1				
	"A" Post Trim Cover, RH.	AO79V4265K	*	*	1				
	Sunvisor Assy, LH.	AO79V4268J	*	*	1				
VA 5	Sunvisor Assy, RH	AO79V4267J	*	*	1				
	Sunvisor Clips	AO79V4361F	*	*	2				
	Door Trim Panel Assy, LH.	AO79V4269J	*	*	1				
	Main Trim Cover Assy, Top LH.	AO79V4271J	*	*	1				
	Main Trim Cover Assy, Bottom, LH.	AO79V4273J	*	*	1				
	Trim Cover, Insert Panel, LH.	AO79V4275K	*	*	1				
	Door Trim Panel Assy, RH.	AO79V4270J	*	*	1				
VA 6	Main Trim Cover Assy, Top, RH	AO79V4272J	*	*	1				
VA 7	Main Trim Cover Assy, Bottom, RH	AO79V4274J	*	*	1				
VA 8	Trim Cover, Insert Panel, RH	AO 79V4276K	*	*	1				
	Door Insert Panel	AO79V4013F	*	*	2				

01.79.

Esprit
VAIO

PLATE Ref. No.	DESCRIPTION	PART No	QUANTITY							REMARKS
			S.1.	S.2.	ALL	DOMESTIC	R.O.W.	FEDERAL		
	BLACK MARCASITE TRIM OPTION (CONT'D)									
VA 9	Seat Assy.	AO79V4277J	*		2					Includes Trim
	Trim Cover Assy, Side and Squab	AO79V4278J	*		2					
	Trim Cover Assy, Cushion	AO79V4279J	*		2					
	Trim Cover Assy, Headrest	AO79V4280J	*		2					
	Trim Cover Assy, Collar	AO79V4283J	*		2					
	Seat Assy.	AO79V4477J		*	2					
	Trim Cover Assy, Side and Squab.	AO79V4482J		*	2					
	Trim Cover Assy, Cushion	AO79V4478J		*	2					
	Trim Cover Assy, Headrest	AO79V4718J		*	2					
	Trim Cover Assy, Collar.	AO79V4717J		*	2					
	Trim Cover Assy, Backboard	AO79V4494J		*	2					Arm Rest
	Tunnel Trim, Complete Assy.	AO79V4332J	*	*	1					
VA .10	Trim Cover Assy, Tunnel	AO79V4284J	*	*	1					
VA .11	Trim Cover Assy, Tunnel Top	AO79V4285J	*	*	1					
VA .12	Switch Panel, Trimmed Assy.	AO79V4287J	*		1					Heater Cars.
	Switch Panel, Trimmed Assy.	AO79V4610J		*	1					
	Switch Panel Trim Cover	AO79V4312K	*	*	1					
	Gear Lever Gaiter Trim Assy.	AO79V4286J	*	*	1					

01.79.

Esprit
VA .11.

PLATE Ref: No.	DESCRIPTION	PART No	QUANTITY						REMARKS
			S.1.	S.2.	ALL	DOMESTIC	R.O.W.	FEDERAL	
	BLACK MARCASITE TRIM OPTION (CONT'D)								
Not Illus.	Tunnel Side, Trimmed Assy, L.H.	AO79V4691J		*	-				Air Cond. Cars.
	Trim Cover, Tunnel Side, L.H.	AO79V4693K		*	-				
Not Illus.	Tunnel Side, Trimmed Assy, R.H.	AO79V4690J		*	-				
	Trim Cover, Tunnel Side, R.H.	AO79V4692K		*	-				
Not Illus.	Centre Console Trimmed Assy.	AO79V4707J		*	-				
	Trim Cover, Console	AO79V4684K		*	-				
	Trim Cover, Console Tray Insert	AO79V4685K		*	-				
	Gear Lever Gaiter Trim Assy.	AO79V4286J		*	-				
VA 11	Trim Cover Assy, Tunnel Top	AO79V4708J		*	-			Arm Rest	
	Trim Cover, Tunnel Top	AO79V4709J		*	-				
Not Illus.	Switch Panel, Trimmed Assy.	AO79V4710J		*	-				
	Trim Cover, Switch Panel	AO79V4711K		*	-				
	Cant Rail Assy, L.H.	AO79V4289J	*	*	-				
	Trim Cover, Cant Rail, L.H.	AO79V4291K	*	*	-				
VA 13	Cant Rail Assy, R.H.	AO79V4288J	*	*	-				
	Trim Cover, Cant Rail, R.H.	AO79V4290K	*	*	-				
VA 14	Header Rail Assy.	AO79V4292J	*	*	-				
	Trim Cover, Header Rail	AO79V4293K	*	*	-				

Esprit
VA 12

PLATE Ref: No.	DESCRIPTION	PART No	QUANTITY							REMARKS
			S.1.	S.2.	ALL	DOMESTIC	R.O.W.	FEDERAL		
	<u>BLACK MARCASITE TRIM OPTION (CONTD)</u>									
VA 14	Header Rail Assy.	AO79V4496J		*	1					
	Trim Cover, Header Rail	AO79V4498J		*	1					
VA 15	Bulkhead/Window, Trim Assy	AO79V4294J	*	*	1					
	Bulkhead/Window Trim Cover	AO79V4295K	*	*	1					
	Finisher, Seat Belt Slot	AO75V0612ZG	*	*	2					
VA 16	Map Pocket Assy, Trimmed	AO79V4296J	*	*	1					
	Trim Cover, Map Pocket	AO79V4297K	*	*	1					Heater Cars
	Map Pocket Assy, Trimmed.	AP79V4712J		*	1					
	Trim Cover, Map Pocket	AO79V4713K		*	1					Air Cond. Cars.
	Headlining.	AO79V4313J	*	*	1					
01.79.										Esprit VA.13.

PLATE Ref: No.	DESCRIPTION	PART No	QUANTITY						REMARKS
			S.1.	S.2.	ALL	DOMESTIC	R.O.W.	FEDERAL	
	<u>BEIGE LEATHER TRIM, VM3234 LUXAN</u>								
	"A" Post Trim Assy, L.H.	AO79V4333J	*	*	1				
	"A" Post Trim Cover, L.H.	AO79V4335K	*	*	1				
VA 4	"A" Post Trim Assy, R.H.	AO79V4334J	*	*	1				
	"A" Post Trim Cover, R.H.	AO79V4336K	*	*	1				
	Sunvisor Assy, L.H.	AO79V4337J	*	*	1				
VA 5	Sunvisor Assy, R.H.	AO79V4338J	*	*	1				
	Sunvisor Clips	AO79V4361F	*	*	2				
	Door Trim Panel Assy, L.H.	AO79V4411J	*	*	1				
	Main Trim Cover Assy Top, L.H.	AO79V4341J	*	*	1				
	Main Trim Cover Assy, Bottom, L.H.	AO79V4343J	*	*	1				
	Trim Cover, Insert Panel, L.H.	AO79V4413K	*	*	1				
	Door Trim Panel Assy, R.H.	AO79V4412J	*	*	1				
VA 6	Main Trim Cover Assy, Top, R.H.	AO79V4342J	*	*	1				
VA 7	Main Trim Cover Assy, Bottom, R.H.	AO79V4344J	*	*	1				
VA 8	Trim Cover, Insert Panel, R.H.	AO79V4414K	*	*	1				
	Door Insert Panel	AO 79V4013F	*	*	2				
01.79.									

PLATE Ref: No.	DESCRIPTION	PART No	QUANTITY						REMARKS
			S.1.	S.2.	ALL	DOMESTIC	R.O.W.	FEDERAL	
	<u>BEIGE LEATHER TRIM VM 3234 LUXAN</u> <u>(CONTINUED)</u>								
VA 9	Seat Assy.	AO79V4415J	*		2				Includes Trim
	Trim Cover Assy, Side and Squab	AO79V4416J	*		2				
	Trim Cover Assy, Cushion	AO79V4417J	*		2				
	Trim Cover Assy, Headrest	AO79V4418J	*		2				
	Trim Cover Assy, Collar	AO79V4421J	*		2				
	Seat Assy.	AO79V4455J		*	2				Includes Trim
	Trim Cover Assy, Side and Squab.	AO79V4462J		*	2				
	Trim Cover Assy Cushion	AO79V4456J		*	2				
	Trim Cover Assy, Headrest	AO79V4720J		*	2				
	Trim Cover Assy, Collar.	AO79V4719J		*	2				
	Trim Cover Assy, Backboard.	AO79V4475J		*	2				
	Tunnel Trim, Complete Assy.	AO79V4429J	*	*	1				
VA 10	Trim Cover Assy, Tunnel.	AO79V4354J	*	*	1				
VA 11	Trim Cover Assy, Tunnel Top	AO79V4422J	*	*	1				Arm Rest
VA 12	Switch Panel Trimmed Assy.	AO79V4423J	*		1				Heater Cars
	Switch Panel, Trimmed Assy.	AO79V4714J		*	1				
	Switch Panel Trim Cover	AO79V4431K	*	*	1				
01.79.	Gear Lever Gaiter Trim Assy.	AO79V4424J	*	*	1				

Esprit
VA 15.

PLATE Ref: No.	DESCRIPTION	PART No	QUANTITY						REMARKS
			S.1.	S.2.	ALL	DOMESTIC	R.O.W.	FEDERAL	
	<u>BEIGE LEATHER TRIM VM3234 LUXAN</u> <u>(CONTINUED)</u>								
VA 14	Header Rail Assy. Trim Cover, Header Rail	A079V4497J A079V4499J		*	1				
VA 15	Bulkhead/Window Trim Assy. Bulkhead/Window Trim Cover.	A079V4425J A079V4426K	*	*	1				
	Finisher, Seat Belt Slot	A075VO612ZG	*	*	2				
VA 16	Map Pocket, Trimmed Assy. Trim Cover, Map Pocket	A079V4427J A079V4428K	*	*	1				Heater Cars
	Map Pocket, Trimmed Assy.	A079V4703J		*	1				Air Cond. Cars.
	Trim Cover, Map Pocket	A079V4704J		*	1				
	Headlining.	A079V4392J	*	*	1				
01.79.									Esprit VA 17

QUANTITY

PLATE Ref. No.	DESCRIPTION	PART No	QUANTITY					REMARKS
			S.1.	S.2.	ALL	DOMESTIC	R.O.W.	
	RED LEATHER TRIM, VM3086, CRUSHED.							
	"A" Post Trim Assy, L.H.	A079V4501J		*	1			
	"A" Post Trim Cover, L.H.	A079V4503K		*	1			
VA 4	"A" Post Trim Assy, R.H.	A079V4502J		*	1			
	"A" Post Trim Cover, R.H.	A079V4504K		*	1			
	Sunvisor Assy, L.H.	A079V4505J		*	1			
VA 5	Sunvisor Assy, R.H.	A079V4506K		*	1			
	Sunvisor Clips	A079V4361F		*	2			
	Door Trim Panel Assy, L.H.	A079V4507J		*	1			
	Main Trim Cover Assy, Top, L.H.	A079V4509J		*	1			
	Main Trim Cover Assy, Bottom, L.H.	A079V4511J		*	1			
	Trim Cover, Insert Panel, L.H.	A079V4513K		*	1			
	Door Trim Panel Assy, R.H.	A079V4508J		*	1			
VA 6	Main Trim Cover Assy, Top R.H.	A079V4510J		*	1			
VA 7	Main Trim Cover Assy, Bottom, R.H.	A079V4512J		*	1			
VA 8	Trim Cover, Insert Panel, R.H.	A079V4514K		*	1			
	Door Insert Panel	A079V4013F		*	2			
01.79.								

PLATE Ref: No.	DESCRIPTION	PART No	QUANTITY						REMARKS
			S.1.	S.2.	ALL	DOMESTIC	R.O.W.	FEDERAL	
	<u>RED LEATHER TRIM VM3086 CRUSHED</u> <u>(CONTINUED)</u>								
VA 9	Seat Assy.	AO79V4515J	*		2				Includes Trim
	Trim Cover Assy, Side and Squab	AO79V4516J	*		2				
	Trim Cover Assy, Cushion	AO79V4517J	*		2				
	Trim Cover Assy, Headrest	AO79V4518J	*		2				
	Trim Cover Assy, Collar	AO79V4521J	*		2				
	Trim Cover Assy, Backboard	AO79V4552J	*		2				
	Tunnel Trim, Complete Assy.	AO79V4551J	*		1				
VA 10	Trim Cover Assy, Tunnel	AO79V4522J	*		1				
VA 11	Trim Cover Assy, Tunnel Top	AO79V4523J	*		1			Arm Rest	
VA 12	Switch Panel, Trimmed Assy.	AO79V4524J	*		1			Heater Cars	
	Switch Panel, Trim Cover	AO79V4559K	*		1				
	Gear Lever Gaiter Trim Assy.	AO79V4525J	*		1				
Not Illus.	Tunnel Side, Trimmed Assy, L.H.	AO79V4673J	*		1				
	Trim Cover, Tunnel Side, L.H.	AO79V4675K	*		1			Air Cond. Cars.	
Not Illus.	Tunnel Side, Trimmed Assy, R.H.	AO79V4674J	*		1				
	Trim Cover, Tunnel Side, R.H.	AO79V4676K	*		1				
01.79.									Esprit VA 19.

PLATE Ref: No.	DESCRIPTION	PART No	QUANTITY						REMARKS
			S.1.	S.2.	ALL	DOMESTIC	R.O.W.	FEDERAL	
	<u>RED LEATHER TRIM VM3086 CRUSHED</u> <u>(CONTINUED)</u>								
Not Illus.	Centre Console, Trimmed Assy.	A079V4666J		*	1				Air Cond. Cars.
	Trim Cover, Console.	A079V4667K		*	1				
	Trim Cover, Console Tray Insert	A079V4668K		*	1				
	Gear Lever Gaiter, Trim Assy.	A079V4525J		*	1				
VA 11	Trim Cover Assy, Tunnel Top	A079V4669J		*	1			Arm Rest	
	Trim Cover, Tunnel Top.	A079V4670J		*	1				
Not Illus.	Switch Panel, Trimmed Assy.	A079V4671J		*	1				
	Trim Cover, Switch Panel	A079V4672K		*	1				
	Cant Rail Assy, L.H.	A079V4527J		*	1				
	Trim Cover, Cant Rail L.H.	A079V4529K		*	1				
VA 13	Cant Rail Assy, R.H.	A079V4526J		*	1				
	Trim Cover, Cant Rail, R.H.	A079V4528K		*	1				
VA 14	Header Rail Assy.	A079V4530J		*	1				
	Trim Cover, Header Rail	A079V4531K		*	1				
VA 15	Bulkhead/Window Trim Assy.	A079V4532J		*	1				
	Bulkhead/Window Trim Cover	A079V4533K		*	1				
	Finisher, Seat Belt Slot	A075V0612ZG		*	2				
01.79.									Esprit VA 20.

PLATE Ref. No.	DESCRIPTION	PART No	QUANTITY						REMARKS
			S.1.	S.2.	ALL	DOMESTIC	R.O.W.	FEDERAL	
	<u>RED LEATHER TRIM VM3086 CRUSHED</u> <u>(CONTINUED)</u>								
VA. 16.	Map Pocket Assy, Trimmed.	AO79V4534J	*	*	-	-	-	-	Heater Cars
	Trim Cover, Map Pocket	AO79V4535K	*	*	-	-	-	-	
	Map Pocket Assy, Trimmed	AO79V4677J	*	*	-	-	-	-	
	Trim Cover, Map Pocket	AO79V4678K	*	*	1	1	1	1	Air Cond. Cars.
	Headlining Assy.	AO79V4560J	*	*	1	1	1	1	

01.79.

Esprit
VA 21.

PLATE Ref: No.	DESCRIPTION	PART No	QUANTITY						REMARKS
			S.1.	S.2.	ALL	DOMESTIC	R.O.W.	FEDERAL	
	<u>BLACK LEATHER TRIM CR. VM8500D</u>								
	"A" Post Trim Assy, L.H.	AO79V4263J	*		1				
	"A" Post Trim Cover, L.H.	AO79V4266K	*		1				
VA 4.	"A" Post Trim Assy, R.H.	AO79V4264J	*		1				
	"A" Post Trim Cover, R.H.	AO79V4265K	*		1				
	Sunvisor Assy, L.H.	AO79V4505J	*		1				
VA 5.	Sunvisor Assy, R.H.	AO79V4506K	*		1				
	Sunvisor Clips	AO79V4361F	*		2				
	Door Trim Panel Assy, L.H.:	AO79V4579J	*		1				
	Main Trim Cover Assy, Top, L.H.	AO79V4271J	*		1				
	Main Trim Cover Assy, Bottom L.H.	AO79V4273J	*		1				
	Trim Cover, Insert Panel, L.H.	AO79V4581K	*		1				
	Door Trim Panel Assy, R.H.	AO79V4578J	*		1				
VA 6.	Main Trim Cover Assy, Top, R.H.	AO79V4272J	*		1				
VA 7.	Main Trim Cover Assy, Bottom, R.H.	AO79V4274J	*		1				
VA 8.	Trim Cover, Insert Panel, R.H.	AO79V4580K	*		1				
	Door Insert Panel	AO79V4013K	*		2				
01.79.									

PLATE Ref: No.	DESCRIPTION	PART No	QUANTITY						REMARKS
			S.1.	S.2.	ALL	DOMESTIC	R.O.W.	FEDERAL	
	<u>BLACK LEATHER TRIM CR. VM 8500D</u> <u>(CONTINUED)</u>								
VA 9.	Seat Assy.	A079V4582J		*	2				includes Trim
	Trim Cover Assy, Side and Squab.	A079V4583J		*	2				
	Trim Cover Assy, Cushion	A079V4584J		*	2				
	Trim Cover, Assy Headrest	A079V4585J		*	2				
	Trim Cover Assy, Collar.	A079V4588J		*	2				
	Trim Cover Assy, Backboard.	A079V4597J		*	2				
	Tunnel Trim, Complete Assy.	A079V4596J		*	1				
VA 10	Trim Cover Assy, Tunnel.	A079V4284J		*	1				
VA 11	Trim Cover Assy, Tunnel Top	A079V4589J		*	1			Arm Rest	
	Switch Panel, Trimmed Assy.	A079V4590J		*	1				
	Switch Panel, Trim Cover	A079V4598K		*	1				
	Gear Lever Gaiter, Trim Assy.	A079V4591J		*	1				
Not illus.	Tunnel Side, Trimmed Assy, L.H.	A079V4691J		*	1			Air Cond. Cars.	
	Trim Cover, Tunnel Side, L.H.	A079V4693K		*	1				
Not illus.	Tunnel Side, Trimmed Assy, R.H.	A079V4690J		*	1				
	Trim Cover, Tunnel Side, R.H.	A079V4692K		*	1				

01.79

PLATE Ref: No.	DESCRIPTION	PART No	QUANTITY						REMARKS
			S.1.	S.2.	ALL	DOMESTIC	R.O.W.	FEDERAL	
	<u>BLACK LEATHER TRIM CR.VM8500D</u> <u>(CONTINUED)</u>								
Not Illus.	Centre Console Trimmed Assy.	A079V4683J		*	1				Air Cond. Cars.
	Trim Cover, Console.	A079V4684K		*	1				
	Trim Cover, Console Tray Insert.	A079V4685K		*	1				
	Gear Lever Gaiter Trim Assy.	A079V4591J		*	1				
VA 11.	Trim Cover Assy, Tunnel Top.	A079V4686J		*	1			Arm Rest	
	Trim Cover, Tunnel Top	A079V4687J		*	1				
Not Illus.	Switch Panel, Trimmed Assy.	A079V4688J		*	1				
	Trim Cover, Switch Panel	A079V4689K		*	1				
	Cant Rail Assy, L.H.	A079V4527J		*	1				
	Cant Rail Cover, L.H.	A079V4529K		*	1				
VA 13	Cant Rail Assy, R.H.	A079V4526J		*	1				
	Cant Rail Cover, R.H.	A079V4528K		*	1				
VA 14	Header Rail Assy.	A079V4530J		*	1				
	Trim Cover Header Rail	A079V4531K		*	1				
VA 15	Bulkhead/Window Trim Assy.	A079V4592J		*	1				
	Bulkhead/Window Trim Cover	A079V4593K		*	1				
01.79.	Finisher, Seat Belt Slot	A075V0612ZG		*	2				

Esprit
VA 24.

PLATE Ref. No.	DESCRIPTION	PART No	QUANTITY						REMARKS
			S.1.	S.2.	ALL	DOMESTIC	R.O.W.	FEDERAL	
	<u>BLACK LEATHER TRIM CR.VM8SOOD</u> <u>(CONTINUED)</u>								
VA 16	Map Pocket Assy, Trimmed	AO79V4594J	*	*	-	-	-	-	Heater Cars Air Cond. Cars.
	Trim Cover, Map Pocket	AO79V4595K	*	*	-	-	-		
	Map Pocket Assy, Trimmed	AO79V4694J	*	*	-	-	-		
	Trim Cover, Map Pocket.	AO79V4695K	*	*	-	-	-		
	Headlining Assy.	AO79V4560J	*	*	-	-	-		

01.79

Esprit
VA.25

PLATE Ref: No.	DESCRIPTION	PART No	QUANTITY						REMARKS
			S.1.	S.2.	ALL	DOMESTIC	R.O.W.	FEDERAL	
	<u>Leather Trim, Beige VM.3234 Luxan/ Brown VM890</u>								
VA 4	"A" Post Trim Assy, LH	A079V4763J		*				1	
	"A" Post Trim Cover	A079V4749K		*				1	
	"A" Post Trim Assy, RH	A079V4762J		*				1	
	"A" Post Trim Cover, RH	A079V4748K		*				1	
VA 5	Sunvisor Assy, LH	A079V4337J		*				1	
	Sunvisor Assy, RH	A079V4338J		*				1	
	Sunvisor Clips	A079V4361F		*				2	
	Door Trim Panel Assy, LH	A079V4765K		*				1	
	Main Trim Cover Assy, Top, LH	A079V4750K		*				1	
	Main Trim Cover Assy, Bottom, LH	A079V4753K		*				1	
	Trim Cover, Insert Panel, LH	A079V4413K		*				1	
VA 6	Door Trim Panel Assy, RH	A079V4764J		*				1	
VA 7	Main Trim Cover Assy, Top, RH	A079V4751K		*				1	
VA 8	Main Trim Cover Assy, Bottom, RH	A079V4752K		*				1	
	Trim Cover, Insert Panel, RH	A079V4414K		*				1	
	Door Insert Panel	A079V4013F		*				2	

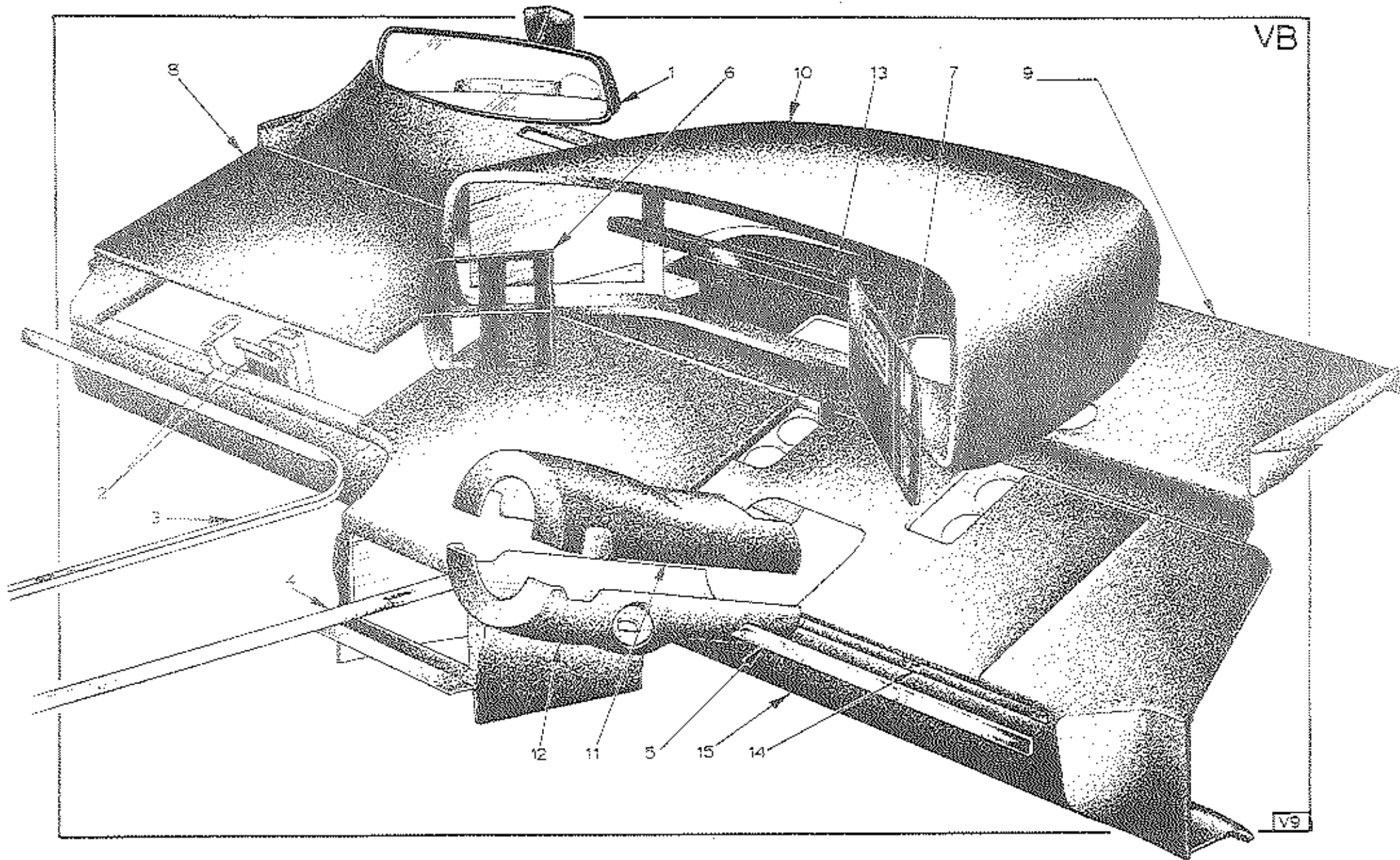
Eprit
VA 26

PLATE Ref: No.	DESCRIPTION	PART No	QUANTITY						REMARKS
			S.1.	S.2.	ALL	DOMESTIC	R.O.W.	FEDERAL	
	<u>Leather Trim, Beige VM3234 Luxan/ Brown VM890 (Continued)</u>								
VA 9	Seat Assy.	A079V4455J		*				2	Includes Trim.
	Trim Cover Assy, Side & Squab	A079V4462J		*				2	
	Trim Cover Assy, Cushion	A079V4456J		*				2	
	Trim Cover Assy, Head Rest	A079V4720J		*				2	
	Trim Cover Assy, Collar	A079V4719J		*				2	
	Trim Cover Assy, Backboard	A079V4475J		*				2	
Not illus.	Tunnel Side, Trimmed Assy, LH	A079V4759J		*				1	
	Trim Cover, Tunnel Side, LH	A079V4745K		*				1	
Not illus.	Tunnel Side, Trimmed Assy, RH	A079V4760J		*				1	
	Trim Cover, Tunnel Side, RH	A079V4744K		*				1	
Not illus.	Centre Console, Trimmed Assy.	A079V4761J		*				1	
	Trim Cover, Console	A079V4746J		*				1	
	Trim Cover, Console Tray Insert	A079V4747K		*				1	
	Gear Lever Gaiter Trim Assy	A079V4424J		*				1	
VA 11	Trim Cover Assy, Tunnel Top	A079V4699J		*				1	Arm Rest.
	Trim Cover, Tunnel Top	A079V4700J		*				1	
Not illus.	Switch Panel, Trimmed Assy.	A079V4701J		*				1	Window Switches.
	Trim Cover, Switch Panel	A079V4702K		*				1	

PLATE Ref: No.	DESCRIPTION	PART No	QUANTITY						REMARKS
			S.1.	S.2.	ALL	DOMESTIC	R.O.W.	FEDERAL	
	<u>Leather Trim, Beige VM3234 Luxan/ Brown VM890 (Continued)</u>								
	Cont Rail Assy, LH	A079V4359J		*				1	
	Trim Cover, Cont Rail, LH	A079V4361K		*				1	
VA 13	Cont Rail Assy, RH	A079V4358J		*				1	
	Trim Cover, Cont Rail, RH	A079V4360K		*				1	
VA 14	Header Rail Assy	A079V4497J		*				1	
	Trim Cover, Header Rail	A079V4499K		*				1	
VA 15	Bulkhead/Window Trim Assy.	A079V4425J		*				1	
	Bulkhead/Window Trim Cover	A079V4426K		*				1	
	Finisher, Seat Belt Slot	A075V0612ZG		*				2	
VA 16	Map Pocket, Trimmed Assy.	A079V4703J		*				1	
	Trim Cover, Map Pocket	A079V4704J		*				1	
	Headlining	A079V4392J		*				1	

Eprit
VA 28.

VB



V9

PLATE Ref: No.	DESCRIPTION	PART No	QUANTITY						REMARKS
			S.1.	S.2.	ALL	DOMESTIC	R.O.W.	FEDERAL	
VB.1.	Rear View Mirror, Interior	A079U6012F	*	*	1				Banded to Windscreen
	Banding Kit	A079U6045F	*	*	A/R				
	Rear View Mirror, Interior	A079U6044F	*	*	1				Secured to Clock Mounting
	Bracket, Instrument Mounting	^{10F} B079U4110K	*	*	1				
	<i>Support.</i> Bracket, Instrument Mounting	^{10F} B079U4237K	*	*	1				
	Clip, Instruments to Bracket	A079U6017F	*	*	6				
	Clamp Assy, Bracket to Column	A079U6009F	*	*	1				
	Bracket, Column to Inst. Bracket	A079U4232F	*	*	1				
VB.2.	"Tutch" Latch and Striker	X05086150ZB	*	*	1				
	Hinge, Cubby Box, R.H.	B079U4230F	*	*		1	1		
	Hinge, Cubby Box, R.H.	A079U4436F	*	*				1	
	Hinge, Cubby Box, L.H.	B079U4233F	*	*		1	1		
	Hinge, Cubby Box, L.H.	A079U4435F	*	*				1	
	Cubby Box Inner, R.H.D.	C079V4118F	*	*		1			
	Cubby Box Inner, L.H.D.	C079V4148F	*	*			1	1	
VB.3.	Bright Finisher, Facia/Tunnel, Pass.	A079U4167F	*	*		1			
	Bright Finisher, Facia/Tunnel, Pass.	A079U4240F	*	*			1	1	
OI.79									Esprit VB.1.

PLATE Ref: No.	DESCRIPTION	PART No	QUANTITY							REMARKS
			S.1.	S.2.	ALL	DOMESTIC	R.O.W.	FEDERAL		
VB.4.	Bright Finisher, Facia/Tunnel, Driver	A079U4168F	*	*	1					
	Bright Finisher, Facia/Tunnel, Driver	A079U4239F	*	*				1	1	
VB.5.	Bright Finisher, Facia, R.H.	A079U4170F	*	*		1				
	Bright Finisher, Facia, L.H.	A079U4241F	*	*				1	1	
VB.6.	Switch Panel, L.H.	A079U4355F	*			1		1		
	Switch Panel, L.H.	A079U4519F		*	1					
	Switch Panel, L.H.	A079U4304F	*						1	
VB.7.	Switch Panel, R.H.	B079U4012F	*		1					Heater Cars
	Switch Panel, R.H.	A079U4524F		*	1					" "
	Switch Panel, R.H.	A079U4562		*	1					Air Cond. Cars
	Bracket, Lower Shroud to Facia	A079U4107K	*	*	1					
VB.13.	Finisher, Instrument Panel	A079U4347K	*	*	1					
VB.14.	Clip, Finisher, Facia/Tunnel	A079W6157F	*	*	18					
01.79										Esprit VB.2.

PLATE Ref: No.	DESCRIPTION	PART No	QUANTITY						REMARKS
			S.1.	S.2.	ALL	DOMESTIC	R.O.W.	FEDERAL	
	<u>GREEN/TARTAN TRIM</u>								
VB.15.	Facia Assy, Trimmed	A079V4046J	*			1			
	Facia Assy, Trimmed	A079V4248J	*				1	1	
	Facia Trim Cover Assy, L.H.	A079V4053J	*			1			
	Facia Trim Cover Assy, R.H.	A079V4054J	*			1			
	Facia Trim Cover Assy, Centre/Top	A079V4055J	*			1			
	Facia Trim Cover Assy, L.H.	A079V4249J	*				1	1	
	Facia Trim Cover Assy, R.H.	A079V4250J	*				1	1	
	Facia Trim Cover Assy, Centre/Top	A079V4251J	*				1	1	
	Facia Crash Pad Assy	A079V4173J	*					1	
VB.8.	Cubby Box Lid, Trimmed Assy	A079V4253J	*			1	1		
	Trim Cover, Cubby Box Lid	A079V4255J	*			1	1		
	Cubby Box Lid, Trimmed Assy	A079V4254J	*					1	
	Trim Cover, Cubby Box Lid	A079V4256J	*					1	
VB.9.	Trim Cover, Screen Landing & Scuttle	A079V4262K	*		1				
VB.10.	Binnacle Assy, Trimmed	B079U4104J	*		1				
	Trim Cover, Binnacle	A079V4257K	*		1				
VB.11.	Column Shroud, Upper	A079U4105K	*		1				
VB.12.	Column Shroud, Lower	A079U4106K	*		1				
OI.79									

QUANTITY

PLATE Ref: No.	DESCRIPTION	PART No	QUANTITY						REMARKS
			S.1.	S.2.	ALL	DOMESTIC	R.O.W.	FEDERAL	
	<u>BROWN MARCASITE TRIM OPTION</u>								
B.15.	Facia Assy, Trimmed RHD	AO79V4368J	*	*					Heater Cars
	Facia Assy, Trimmed RHD	AO79V4648J		*					Air Cond. Cars.
	Facia Assy, Trimmed LHD	AO79V4369J	*	*					Heater Cars
	Facia Assy, Trimmed LHD	AO79V4648J		*					Air Cond Cars
	Facia Trim Cover Assy, LH.	AO79V4371J	*	*					
	Facia Trim Cover Assy, RH.	AO79V4370J	*	*					
	Facia Trim Cover Assy, Centre Top	AO79V4372J	*	*					
	Facia Trim Cover Assy, LH.	AO79V4375J	*	*					
	Facia Trim Cover Assy, RH.	AO79V4376J	*	*					
	Facia Trim Cover Assy, Centre Top	AO79V4377J	*	*					
	Facia Crash Pad Assy.	AO79V4373J	*	*					
VB. 8	Cubby Box Lid, Trimmed Assy.	AO79V4378J	*	*					
	Trim Cover, Cubby Box Lid	AO79V4380K	*	*					
	Cubby Box Lid, Trimmed Assy.	AO79V4379J	*	*					
	Trim Cover, Cubby Box Lid	AO79V4381K	*	*					
VB. 9.	Trim Cover, Screen Landing & Scuttle.	AO79V4382K	*	*					
01.79									

Esprit
VB.4

QUANTITY

PLATE Ref: No.	DESCRIPTION	PART No	QUANTITY				REMARKS	
			S.1.	S.2.	ALL	DOMESTIC		R.O.W.
	<u>BROWN MARCASITE TRIM OPTION</u>							
	<u>(CONTINUED)</u>							
VB.10	Binnacle Assy, Trimmed	AO79V4385J	*		-			
	Binnacle Assy, Trimmed	AO79U4555J		*	-			
	Trim Cover, Binnacle	AO79V4386J	*	*	-			
VB.11.	Column Shroud, Upper	AO79V4387K	*	*	-			
VB.12.	Column Shroud, Lower	AO79V4388K	*	*	-			
01.79								Esprit VB.5.

PLATE Ref: No.	DESCRIPTION	PART No	QUANTITY						REMARKS
			S.1.	S.2.	ALL	DOMESTIC	R.O.W.	FEDERAL	
	<u>BLACK MARCASITE TRIM OPTION</u>								
VB.15	Facia Assy, Trimmed, RHD.	AO79V4298J	*	*		1			Heater Cars
	Facia Assy, Trimmed, RHD.	AO79V4682J		*		1			Air Cond Cars.
	Facia Assy, Trimmed LHD.	AO79V4299J	*	*			1	1	Heater Cars
	Facia Assy, Trimmed LHD.	AO79V4681J		*			1	1	Air Cond. Cars.
	Facia Trim Cover Assy, L.H.	AO79V4300J	*	*		1			
	Facia Trim Cover Assy, R.H.	AO79V4301J	*	*		1			
	Facia Trim Cover Assy, Centre Top	AO79V4302J	*	*		1			
	Facia Trim Cover Assy, L.H.	AO79V4305J	*	*			1	1	
	Facia Trim Cover Assy, R.H.	AO79V4306J	*	*			1	1	
	Facia Trim Cover Assy, Centre Top	AO79V4307J	*	*			1	1	
	Facia Crash Pad Assy.	AO79V4303J	*	*				1	
VB. 8.	Cubby Box Lid, Trimmed Assy.	AO79V4308J	*	*		1			
	Trim Cover, Cubby Box Lid	AO79V4310J	*	*		1			
	Cubby Box Lid, Trimmed Assy.	AO79V4309J	*	*				1	
	Trim Cover, Cubby Box Lid	AO79V4311J	*	*				1	
VB. 9	Trim Cover, Screen Landing & Scuttle.	AO79V4262K	*	*	1				
OI.79									

Esprit
VB.6.

PLATE Ref: No.	DESCRIPTION	PART No	QUANTITY						REMARKS
			S.1.	S.2.	ALL	DOMESTIC	R.O.W.	FEDERAL	
	<u>BLACK MARCASITE TRIM OPTION (CONTINUED)</u>								
VB.10	Binnacle Assy, Trimmed.	B079U4014J	*		-				
	Binnacle Assy, Trimmed.	A079U4556J		*	-				
	Trim Cover, Binnacle	A079V4257K	*	*	-				
VB.11.	Column Shroud, Upper	A079U4105K	*	*	-				
VB.12.	Column Shroud, Lower.	A079U4106K	*	*	-				

01.79

Esprit
VB.7.

PLATE Ref: No.	DESCRIPTION	PART No	QUANTITY						REMARKS
			S.1.	S.2.	ALL	DOMESTIC	R.O.W.	FEDERAL	
	<u>LEATHER TRIM, BEIGE VM3234 LUXAN</u>								
VB.15.	Facia Assy, Trimmed, RHD.	AO79V4368J	*	*					Heater Cars
	Facia Assy, Trimmed, RHD.	AO79V4648J		*					Air Cond. Cars.
	Facia Assy, Trimmed LHD.	AO79V4369J	*	*					Heater Cars.
	Facia Assy, Trimmed, LHD.	AO79V4647J		*					Air Cond. Cars.
	Facia Trim Cover Assy, L.H.	AO79V4371J	*	*					
	Facia Trim Cover Assy, R.H.	AO79V4370J	*	*					
	Facia Trim Cover Assy, Centre Top	AO79V4372J	*	*					
	Facia Trim Cover Assy, L.H.	AO79V4375J	*	*					
	Facia Trim Cover Assy, R.H.	AO79V4376J	*	*					
	Facia Trim Cover Assy Centre Top	AO79V4377J	*	*					
	Facia Crash Pad Assy.	AO79V4373J	*	*					
VB. 8.	Cubby Box Lid, Trimmed Assy.	AO79V4378J	*	*					
	Trim Cover, Cubby Box Lid	AO79V4380J	*	*					
	Cubby Box Lid, Trimmed Assy.	AO79V4379J	*	*					
	Trim Cover, Cubby Box Lid	AO79V4381J	*	*					
VB. 9.	Trim Cover, Screen Landing & Scuttle	AO79V4382K	*	*					
OI .79.									

Esprit
VB.8.

PLATE Ref: No.	DESCRIPTION	PART No	QUANTITY						REMARKS
			S.1.	S.2.	ALL	DOMESTIC	R.O.W.	FEDERAL	
	<u>LEATHER TRIM, BEIGE VM3234 LUXAN</u>								
	<u>(CONTINUED)</u>								
VB.10.	Binnacle Assy, Trimmed	AO79V4385J	*		1				
	Binnacle Assy, Trimmed	AO79U4555J		*	1				
	Trim Cover, Binnacle	AO79V4386J	*	*	1				
VB.11.	Column Shroud, Upper	AO79V4387K	*	*	1				
VB.12.	Column Shroud, Lower	AO79V4388K	*	*	1				
01.79.									Esprit VB.9.

PLATE Ref. No.	DESCRIPTION	PART No	QUANTITY						REMARKS
			S.1.	S.2.	ALL	DOMESTIC	R.O.W.	FEDERAL	
	<u>LEATHER TRIM, RED VM3086 CRUSHED</u>								
VB.15	Facia Assy, Trimmed RHD	A079V4536J	*						Heater Cars
	Facia Assy, Trimmed RHD	A079V4664J	*						Air Cond. Cars
	Facia Assy, Trimmed LHD	A079V4537J	*						Heater Cars
	Facia Assy, Trimmed LHD	A079V4665J	*						Air Cond. Cars
	Facia Trim Cover Assy, L.H.	A079V4539J	*						
	Facia Trim Cover Assy, R.H.	A079V4538J	*						
	Facia Trim Cover Assy, Centre Top	A079V4540J	*						
	Facia Trim Cover Assy, L.H.	A079V4543J	*						
	Facia Trim Cover Assy, R.H.	A079V4544J	*						
	Facia Trim Cover Assy, Centre Top	A079V4545J	*						
	Facia Crash Pad Assy.	A079V4541J	*						
VB.8.	Cubby Box Lid, Trimmed Assy.	A079V4546J	*						
	Trim Cover, Cubby Box Lid	A079V4548K	*						
	Cubby Box Lid, Trimmed Assy.	A079V4547J	*						
	Trim Cover, Cubby Box Lid	A079V4549K	*						
VB.9.	Trim Cover, Screen Landing & Scuttle	A079V4550K	*						
01.79									Esprit VB.10

PLATE Ref: No.	DESCRIPTION	PART No	QUANTITY						REMARKS
			S.1.	S.2.	ALL	DOMESTIC	R.O.W.	FEDERAL	
	<u>LEATHER TRIM, RED VM 3086 CRUSHED</u>								
	<u>(CONTINUED)</u>								
VB.10.	Binnacle Assy, Trimmed	AO79V4553J		*	-				
	Trim Cover, Binnacle	AO79V4554K		*	-				
VB.11.	Column Shroud, Upper	AO79V4555K		*	-				
	Column Shroud, Lower	AO79V4556K		*	-				
01.79									Esprit VB.11.

PLATE Ref: No.	DESCRIPTION	PART No	QUANTITY							REMARKS
			S.1.	S.2.	ALL	DOMESTIC	R.O.W.	FEDERAL		
	<u>LEATHER TRIM, BLACK, CR VM8500D</u>									
VB.15.	Facia Assy, Trimmed RHD.	AO79V4298J		*						Heater Cars
	Facia Assy, Trimmed RHD.	AO79V4682J		*						Air Cond Cars
	Facia Assy, Trimmed LHD.	AO79V4299J		*						Heater Cars
	Facia Assy, Trimmed LHD.	AO79V4681J		*						Air Cond. Cars.
	Facia Trim Cover Assy LH.	AO79V4300J		*						
	Facia Trim Cover Assy, R.H.	AO79V4301J		*						
	Facia Trim Cover Assy, Centre Top	AO79V4302J		*						
	Facia Trim Cover Assy, L.H.	AO79V4305J		*						
	Facia Trim Cover Assy, R.H.	AO79V4306J		*						
	Facia Trim Cover Assy, Centre Top	AO79V4307J		*						
	Facia Crash Pad Assy.	AO79V4303J		*						
VB.8.	Cubby Box Lid, Trimmed Assy.	AO79V4308J		*						
	Trim Cover, Cubby Box Lid	AO79V4310K		*						
	Cubby Box Lid, Trimmed Assy.	AO79V4309J		*						
	Trim Cover, Cubby Box Lid	AO79V4311J		*						
VB.9.	Trim Cover, Screen Landing & Scuttle	AO79V4262J		*						
01.79										

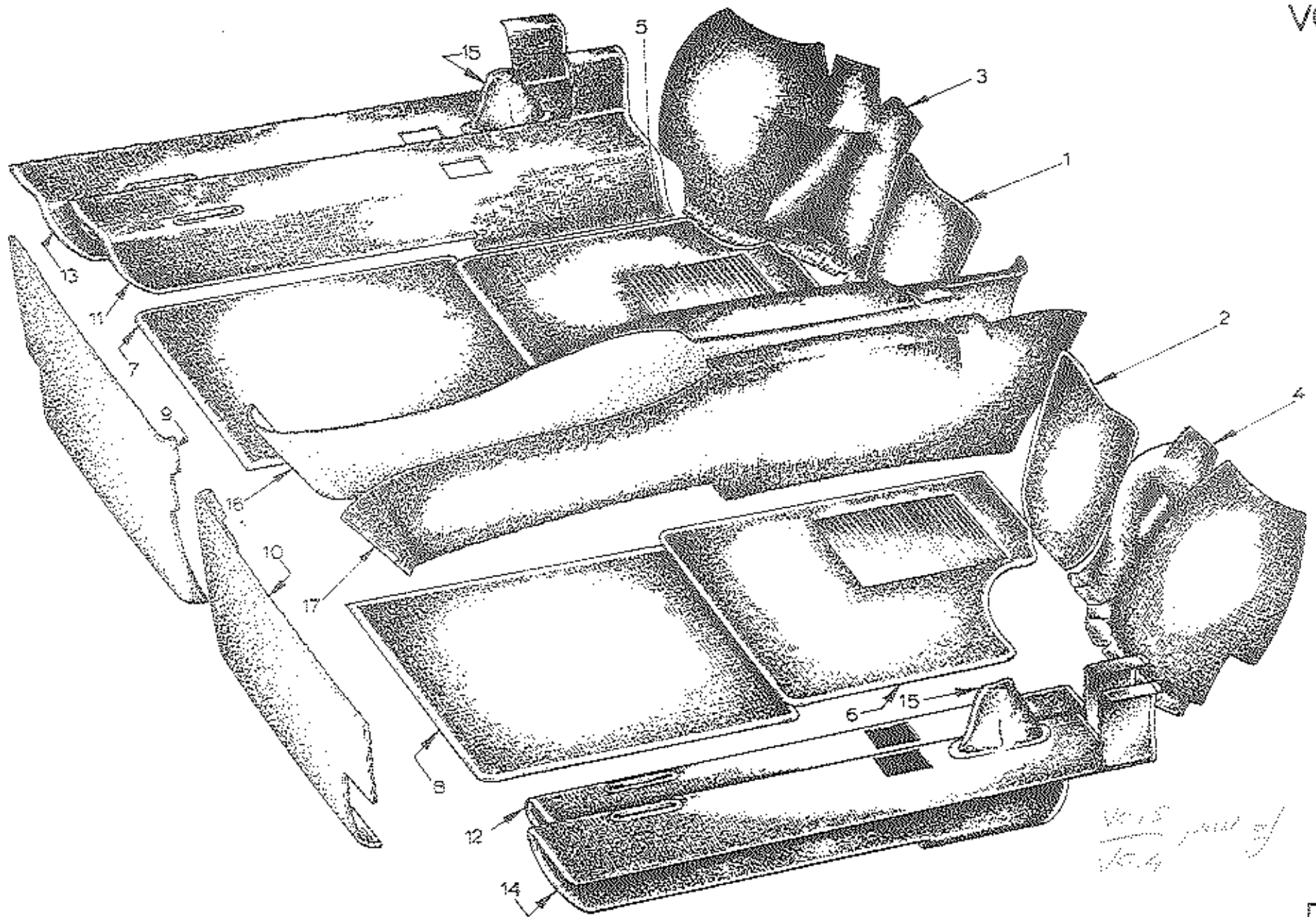
Esprit
VB.12

PLATE Ref: No.	DESCRIPTION	PART No	QUANTITY						REMARKS
			S.1.	S.2.	ALL	DOMESTIC	R.O.W.	FEDERAL	
VB.10	Binnacle Assy, Trimmed	A079U4556J		*	-				
	Trim Cover, Binnacle	A079V4257K		*	-				
VB.11	Column Shroud, Upper	A079U4105K		*	-				
	Column Shroud, Lower	A079U4106K		*	-				
01.79									Esprit VB.13

PLATE Ref: No.	DESCRIPTION	PART No	QUANTITY						REMARKS
			S.1.	S.2.	ALL	DOMESTIC	R.O.W.	FEDERAL	
	<u>Leather Trim, Beige VM3234 Luxan/ Brown VM890</u>								
VB 15	Facia Assy, Trimmed, LHD	A079V4754J		*				1	
	Facia Trim Cover Assy, LH	A079V4739K		*				1	
	Facia Trim Cover Assy, RH	A079V4738K		*				1	
	Facia Trim Cover Assy, Centre Top	A079V4377J		*				1	
	Facia Crash Pad Assy.	A079V4755J		*				1	
VB 8	Cubby Box Lid, Trimmed Assy.	A079V4756J		*				1	
	Trim Cover, Cubby Box Lid	A079V4741K		*				1	
VB 9	Trim Cover, Screen Landing and Scuttle	A079V4737K		*				1	
VB 10	Binnacle Assy, Trimmed	A079V4766J		*				1	
	Trim Cover, Binnacle	A079V4767K		*				1	
VB 11	Column Shroud, Upper	A079V4757J		*				1	
VB 12	Column Shroud, Lower	A079V4758J		*				1	

Esprit
VB 14.

VC



V7

PLATE Ref: No.	DESCRIPTION	PART No	QUANTITY						REMARKS
			S.1.	S.2.	ALL	DOMESTIC	R.O.W.	FEDERAL	
	<u>ORANGE CARPET (GREEN/TARTAN TRIM)</u>								
VC. 1.	Carpet, Foot Box, L.H.	A079V4105K	*						<u>FOOT MAT FIXINGS</u> (B075W6053F A075W6061Z <u>A075W6059Z</u> FLOOR BOTTOM
VC. 2.	Carpet, Foot Box, R.H.	A079V4106K	*						
VC. 3.	Carpet, Wheel Arch, L.H.	A079V4107K	*						
VC. 4.	Carpet, Wheel Arch, R.H.	A079V4108K	*						
VC. 5.	Carpet, Foot Mat, L.H.	A079V4109K	*						
VC. 6.	Carpet, Foot Mat, R.H.	A079V4110K	*						
VC. 7.	Carpet, Underseat, L.H.	A079V4169K	*						
VC. 8.	Carpet, Underseat, R.H.	A079V4168K	*						
VC. 9.	Carpet, Rear Bulkhead, L.H.	A079V4171K	*						
VC.10.	Carpet, Rear Bulkhead, R.H.	A079V4170K	*						
VC.11.	Carpet, Sill, L.H. (RHD)	A079V4101K	*						
VC.12.	Carpet, Sill, R.H. (LHD)	A079V4184K	*						
VC.13.	Carpet, Sill, L.H. (LHD)	A079V4185K	*						
VC.14.	Carpet, Sill, R.H. (RHD)	A079V4102K	*						
VC.15.	Trim Cover, Handbrake Gaiter	A079V4104K	*						
VC.16.	Carpet, Tunnel Side, L.H.	A079V4115K	*						
VC.17.	Carpet, Tunnel Side, R.H.	A079V4114K	*						

01.79

PLATE Ref: No.	DESCRIPTION	PART No	QUANTITY						REMARKS
			S.1.	S.2.	ALL	DOMESTIC	R.O.W.	FEDERAL	
	<u>BROWN CARPET.</u>								
VC. 1.	Carpet, Foot Box, L.H.	A079V4397K	*	*					
VC. 2.	Carpet, Foot Box, R.H.	A079V4398K	*	*					
VC. 3.	Carpet, Wheel Arch, L.H.	A079V4399K	*	*					
VC. 4.	Carpet, Wheel Arch, R.H.	A079V4400K	*	*					
VC. 5.	Carpet, Foot Mat, L.H.	A079V4401K	*	*					
VC. 6.	Carpet, Foot Mat, R.H.	A079V4402K	*	*					
VC. 7.	Carpet, Underseat, L.H.	A079V4405K	*	*					
VC. 8.	Carpet, Underseat, R.H.	A079V4406K	*	*					
VC. 9.	Carpet, Rear Bulkhead, L.H.	A079V4407K	*	*					
VC. 10.	Carpet, Rear Bulkhead, R.H.	A079V4408K	*	*					
VC. 11.	Carpet, Sill, L.H. (RHD)	A079V4393K	*	*					Heater Cars
	Carpet, Sill, L.H. (RHD)	A079V4663K	*	*					Air Cond. Cars.
VC. 12.	Carpet, Sill, R.H. (LHD)	A079V4396K	*	*					Heater Cars.
	Carpet, Sill, R.H. (LHD)	A079V4662K	*	*					Air Cond. Cars.
VC. 13	Carpet, Sill L.H. (LHD)	A079V4395K	*	*					
VC. 14.	Carpet, Sill, R.H. (RHD)	A079V4394K	*	*					
VC. 15.	Trim Cover, Handbrake Gaiter.	A079V4409K	*	*					Part of VC.13. and VC.14.
VC. 16.	Carpet, Tunnel Side, L.H.	A079V4403K	*	*					
VC. 17.	Carpet, Tunnel Side R.H.	A079V4404K	*	*					

01.79.

Esprit
VC.2.

PLATE Ref: No.	DESCRIPTION	PART No	QUANTITY							REMARKS
			S.1.	S.2.	ALL	DOMESTIC	R.O.W.	FEDERAL		
	<u>BLACK CARPET</u>									
VC. 1.	Carpet, Foot Box, L.H.	AO79V4319K	*	*	-					
VC. 2.	Carpet, Foot Box, R.H.	AO79V4318K	*	*	-					
VC. 3.	Carpet, Wheel Arch, L.H.	AO79V4321K	*	*	-					
VC. 4.	Carpet, Wheel Arch, R.H.	AO79V4320K	*	*	-					
VC. 5.	Carpet, Foot Mat, L.H.	AO79V4323K	*	*	-					
VC. 6.	Carpet, Foot Mat, R.H.	AO79V4322K	*	*	-					
VC. 7.	Carpet, Underseat, L.H.	AO79V4327K	*	*	-					
VC. 8.	Carpet, Underseat, R.H.	AO79V4326K	*	*	-					
VC. 9.	Carpet, Rear Bulkhead, L.H.	AO79V4329K	*	*	-					
VC.10.	Carpet, Rear Bulkhead, R.H.	AO79V4328K	*	*	-					
VC.11.	Carpet, Sill, L.H. (RHD)	AO79V4314K	*	*	-					Heater Cars.
	Carpet Sill, L.H. (RHD)	AO79V4697K		*	-					Air Cond. Cars.
VC.12.	Carpet, Sill, R.H. (LHD)	AO79V4316K	*	*	-					Heater Cars.
	Carpet, Sill, R.G. (LHD)	AO79V4696K		*	-					Air Cond. Cars.
VC. 13.	Carpet, Sill L.H. (LHD)	AO79V4317K	*	*	-					
VC. 14.	Carpet, Sill, R.H. (RHD)	AO79V4315K	*	*	-					
VC. 15.	Trim Cover, Handbrake Gaiter.	AO79V4330K	*	*	-					Part of VC.13. and VC.14.
VC. 16.	Carpet, Tunnel Side, L.H.	AO79V4325K	*	*	-					
VC.17.	Carpet, Tunnel Side, R.H.	AO79V4324K	*	*	-					

01.79.

Esprit
VC.3.

PLATE Ref: No.	DESCRIPTION	PART No	QUANTITY						REMARKS
			S.1.	S.2.	ALL	DOMESTIC	R.O.W.	FEDERAL	
	<u>BEIGE CARPET</u>								
VC. 1.	Carpet, Foot Box, L.H.	AO79V4437K	*	*	-				
VC. 2.	Carpet, Foot Box, R.H.	AO79V4438K	*	*	-				
VC. 3.	Carpet, Wheel Arch, L.H.	AO79V4439K	*	*	-				
VC. 4.	Carpet, Wheel Arch, R.H.	AO79V4440K	*	*	-				
VC. 5.	Carpet, Foot Mat, L.H.	AO79V4441K	*	*	-				
VC. 6.	Carpet, Foot Mat, R.H.	AO79V4442K	*	*	-				
VC. 7.	Carpet, Underseat, L.H.	AO79V4445K	*	*	-				
VC. 8.	Carpet, Underseat, R.H.	AO79V4446K	*	*	-				
VC. 9.	Carpet, Rear Bulkhead, L.H.	AO79V4447K	*	*	-				
VC.10.	Carpet, Rear Bulkhead R.H.	AO79V4448K	*	*	-				
VC.11.	Carpet, Sill L.H. (RHD)	AO79V4433K	*	*	-				Heater Cars
	Carpet Sill, L.H. (RHD)	AO79V4705K	*	*	-				Air Cond. Cars.
VC. 12.	Carpet, Sill, R.H (LHD)	AO79V4436K	*	*	-				Heater Cars.
	Carpet, Sill R.H. (LHD)	AO79V4706K	*	*	-				Air Cond. Cars.
VC. 13.	Carpet, Sill, L.H. (LHD)	AO79V4435K	*	*	-				
VC. 14.	Carpet, Sill, R.H. (RHD)	AO79V4434K	*	*	-				
VC. 15.	Trim Cover, Handbrake Gaiter.	AO79V4432K	*	*	-				Part of VC.13. and VC.14.
VC. 16.	Carpet, Tunnel Side, L.H.	AO79V4443K	*	*	-				
VC. 17.	Carpet, Tunnel Side, R.H.	AO79V4444K	*	*	-				

Ol.79.


Esprit
VC.4.

PLATE Ref: No.	DESCRIPTION	PART No	QUANTITY							REMARKS
			S.1.	S.2.	ALL	DOMESTIC	R.O.W.	FEDERAL		
	<u>RED CARPET</u>									
VC. 1.	Carpet, Foot Box, L.H.	AO79V4565K		*	-					
VC. 2.	Carpet, Foot Box, R.H.	AO79V4566K		*	-					
VC. 3.	Carpet, Wheel Arch, L.H.	AO79V4567K		*	-					
VC. 4.	Carpet, Wheel Arch, R.H.	AO79V4568K		*	-					
VC. 5.	Carpet, Foot Mat, L.H.	AO79V4569K		*	-					
VC. 6.	Carpet, Foot Mat, R.H.	AO79V4570K		*	-					
VC. 7.	Carpet, Underseat, L.H.	AO79V4573K		*	-					
VC. 8.	Carpet, Underseat, R.H.	AO79V4574K		*	-					
VC. 9.	Carpet, Rear Bulkhead, L.H.	AO79V4575K		*	-					
VC. 10.	Carpet, Rear Bulkhead, R.H.	AO79V4576K		*	-					
VC. 11.	Carpet, Sill, L.H. (RHD)	AO79V4561K		*						Heater Cars.
	Carpet, Sill, L.H. (RHD)	AO79V4679K		*						Air Cond. Cars.
VC. 12.	Carpet, Sill, R.H. (LHD)	AO79V4564K		*						Heater Cars.
	Carpet, Sill, R.H. (LHD)	AO79V4680K		*						Air Cond. Cars.
VC. 13.	Carpet, Sill, L.H. (LHD)	AO79V4563K		*						
VC. 14.	Carpet, Sill, R.H. (RHD)	AO79V4562K		*						
VC. 15.	Trim Cover, Handbrake Gaiter.	AO79V4577K		*						Part of VC.13 and VC.14.
VC. 16.	Carpet, Tunnel Side, L.H.	AO79V4571K		*	-					
VC. 17.	Carpet, Tunnel Side, R.H.	AO79V4572K		*	-					

CIRCULATION	SUBJECT	ISSUED BY
Mr L Palmer Mr V Cowie Mr V Hiblen ccfi: Mr J Waupotitsch ✓ Mr R Clarke	<u>ESPRIT BOOT CARPETS</u>	G A Howard Date 30:11:77 Sheet No. One

Until an amendment to the Esprit parts list can be published, for your information the part numbers for the subject carpets are as follows:

- | | |
|----------------------------------|------------|
| Carpet Boot Floor Fwd RH | A079V4238K |
| Carpet Boot Floor Fwd LH | A079V4239K |
| Carpet Boot Floor Rear Fed | A079V4240K |
| Carpet Boot Floor Rear Dom & Row | A079V4243K |
| Carpet Boot Floor W/Arch LH | A079V4241K |
| Carpet Boot Floor W/Arch RH | A079V4242K |
| Carpet Rear 1/4 Window Sill RH | A079V4244K |
| Carpet Rear 1/4 Window Sill LH | A079V4245K |



G A Howard
Service Department

GAH/KAJ

PLATE Ref: No.	DESCRIPTION	PART No	QUANTITY					REMARKS
			S.1.	S.2.	ALL	DOMESTIC	R.O.W.	
	<u>Sound Proofing</u>							
	Felt, Bulkhead	A079V4094F	*	*	1			
	Felt, Wheelarch, LH	B079V4095F	*	*	1			
	Felt, Wheelarch, RH	B079V4096F	*	*	1			
	Felt, Footbox, LH	A079V4097F	*	*	1			
	Felt, Footbox, RH	A079V4098F	*	*	1			
	Felt, Floor, LH	B079V4099F	*	*	1			
	Felt, Floor, RH	B079V4100F	*	*	1			
	Felt, Rear Floor	B079V4138F	*	*	1			
	Sound Barrier Mat, Bulkhead	A079V4139F	*	*	1			
	Sound Barrier Mat, Bulkhead	A079V4143F	*	*	1			
	Adhesive, "Revabond"	A079V6026V	*	*	A/R			

Esprit
VD 1.

PLATE Ref: No.	DESCRIPTION	PART No	QUANTITY				REMARKS
			ALL	DOMESTIC	EUROPEAN	FEDERAL	
	Board, Boot, Front, Floor	C079U4141F		2	2		When Battery is by $\frac{1}{2}$ Window
	Board, Boot, Front, Floor	D079U4141F		2	2		When Battery is in Boot Floor
	Board, Boot, Front, Floor	B079U4417F				2	When Battery is by $\frac{1}{2}$ Window
	Board, Boot, Front, Floor	A079U4472F				2	When Battery is in Boot Floor
	Board, Boot, Rear, Floor	B079U4143F	2				When Battery is by $\frac{1}{2}$ Window
	Board, Boot, Rear, Floor	C079U4143F	2				When Battery is in Boot Floor
	Board, Boot, Side, RH	D079U4414F				1	
	Board, Boot, Side, LH	B079U4477F				1	
	Board, Boot, Rear, Vertical	D079U4142F		2	2		
	Board, Boot, Rear, Vertical	C079U4416F				2	
	Angle, Rear Board Location	A079U4145K	4				
X	Panel, Battery Cover ($\frac{1}{2}$ Window ^{SHELF} SH)	A079U4330F	2				When Battery is by $\frac{1}{2}$ Window
	Panel, Battery Cover	A079U4468K	1				When Battery is in Boot Floor
	Tonneau Cover	B079V4183K	1				
	Button, Cover Fixing	A076W6109D	6				
	Socket, Cover Fixing	A076W6110D	6				
	Stud, Cover Fixing	A076W6111D	6				

QUANTITY

PLATE Ref. No.	DESCRIPTION	PART No	ALL	QUANTITY			REMARKS
				DOMESTIC	EUROPEAN	FEDERAL	
	Support Bracket, Floor Board	A079U4151K	4				When Battery is by 1/2 Window
	Bracket, Floor Board to Bulkhead	B079V4147K	4				When Battery is by 1/2 Window
	Support Bracket, Floor Board	A079U4473F	4				When Battery is in Boot Floor
	Bracket Floor Board to Bulkhead	A079U4474F	2				When Battery is in Boot Floor
	Bracket, Floor Board to Wheel Arch	A079U4475F	2				When Battery is in Boot Floor
	Stud Plate	A079U4482F	4				
	Carpet, Boot Floor, Fwd, RH	A079V4238K	1				When Battery is by 1/2 Window
	Carpet, Boot Floor, Fwd, RH	B079V4238K	1				When Battery is in Boot Floor
	Carpet, Boot Floor, Fwd, LH	A079V4239K	1				When Battery is by 1/2 Window
	Carpet, Boot Floor, Fwd, LH	B079V4239K	1				When Battery is in Boot Floor
	Carpet, Boot Floor, Rear	A079V4243K		1	1		
	Carpet, Boot Floor, Rear	A079V4240K				1	
	Carpet, Rear Wheel Arch, LH	A079V4241K	1				
	Carpet, Rear Wheel Arch, RH	A079V4242K	1				
	Carpet, Rear 1/2 Window Sill, RH	A079V4244K	1				
	Carpet, Rear 1/2 Window Sill, LH	A079V4245K	1				

PLATE Ref: No.	DESCRIPTION	PART No	QUANTITY						REMARKS
			S.1.	S.2.	ALL	DOMESTIC	R.O.W.	FEDERAL	
	Seat Belt Reel, Rear Mounting	A079U4225F	*	*	2				
	Reinforcing Plate, Seat Belt, LH	D079U4213K	*	*	1				
	Reinforcing Plate, Seat Belt, RH	D079U4214K	*	*	1				
	Seat Belt Assy. <i>MIRAKED 'D'</i>	A079V6000F	*	*		2			Rep. by C079V6018F & C079V6020F.
	Seat Belt Assy, Driver, C/W Switch "V"	C079V6018F	*	*		1		1	A079V7166F B079V7166F
	Seat Belt Assy, Passenger "V"	C079V6020F	*	*		1		1	
	Seat Belt Assy, Driver	A079V4197F	*	*			1		
	Cover, Seat Belt Reel	B079U4553K		*	2				
	Screws, Pan Pazi, No. 6 x 1/2"	A075W5015ZG		*	8				



Lotus Service Bulletin

Class	III
Number	1980/10
Type	Elite/Eclat/Esprit ROW & Dom.
Date	12.5.80

Lotus Cars Limited Norwich, Norfolk, NR14 8EZ. Telephone: Wymondham (093 360) 2411. Telegrams: Lotus Norwich. Telex: 97401

Circulation list	Service Manager		Foreman				
------------------	-----------------	--	---------	--	--	--	--

TITLE Introduction of the 2.2 Litre Series 912 engine (ROW and Dom).

REASON To advise the part number differences from the Series 907 engine.

ACTION When ordering parts for the Elite/Eclat and Esprit 2.2 engine, use the part numbers listed in this bulletin, if the part required is not listed, the relevant 907 series number is to be used in the current Elite/Eclat and Esprit parts lists.

This bulletin consists of 13 pages of part numbers.

		501 521	502 522	503 523	504 524	701	702			
A912E0708K	Cyl. block & main brg. hsg. assy.	1	1	1	1	1	1			
A907E0225ZA	Stud, main brg. M12	10	10	10	10	10	10			
A907E0031ZF	Washer, plain, M12	10	10	10	10	10	10			
A075W3025ZH	Nut, M12	10	10	10	10	10	10			
A911E0320F	Ring dowel, studs, main brg.	3	3	3	3	3	3			
A907E0226ZF	Stud main brg. hsg, M8	10	10	10	10	10	10			
A075W4020ZB	Washer, M8	10	10	10	10	10	10			
A075W3021ZK	Nut, M8	10	10	10	10	10	10			
A907E0224ZG	Stud, cyl. head, M12	10	10	10	10	10	10			
A075W3025ZH	Nut, M12, Cyl. head	10	10	10	10	10	10			
A907E0031ZF	Washer, plain, M12, cyl. head	10	10	10	10	10	10			
A907E0528ZD	Plug, 1" NPTF	2	2	2	2	2	2			
A907E6063ZE	Plug, 1/4" BSP	1	1	1	1	1	1			
A907E6007ZL	Pin, spirol	2	2	2	2	2	2			
E907E0441K	Cover, oil gallery	1	1	1	1	1	1			
A907E0438ZC	Gasket, cover, oil gallery	1	1	1	1	1	1			
A907E0625ZG	Union, oil press.	1	1	1	1	1	1			
A075W1041ZF	Screw, M8 x 35, cover to block	2	2	2	2	2	2			

		501 521	502 522	503 523	504 524	701	702			
A075W1038ZB	Screw, M8 x 20, cover to block	2	2	2	2	2	2			
A075W4020ZB	Washer, M8	4	4	4	4	4	4			
A907E0599YC	Housing, rear seal	1	1	1	1	1	1			
A907E0631ZD	Seal, crankshaft, rear	1	1	1	1	1	1			
A907E0671ZF	Gasket, rear seal housing	1	1	1	1	1	1			
A075W7016F	Screw M6, hex. socket	4	4	4	4	4	4			
A075W4065ZG	Washer	4	4	4	4	4	4			
A075W1031F	Screw, M6 x 25	4	4	4	4	4	4			
A075W4013ZL	Washer, M6	4	4	4	4	4	4			
A907E0662ZE	Spray Shield	1	1	1	1	1	1			
A907E0659ZA	Bush, breather spout	1	1	1	1	1	1			
B907E0626ZE	Spout breather	1	1	1	1	1	1			
A912E0623F	Sump	1	1	1	1	1	1			
B912E0623F	Sump	-	-	-	-	1	1			
A036R6014ZL	Plug, sump drain	1	1	1	1	1	1			
A075W4055Z	Washer, sump drain	1	1	1	1	1	1			
A912E0929J	Baffle assy. sump	1	1	1	1	1	1			
A912E6399F	Screw, sump baffle	2	2	2	2	2	2			

		501 521	502 522	503 523	504 524	701	702			
A075W4013ZL	Washer	2	2	2	2	2	2			
A912E6421V	Perma Bond APP 322 (sump/MBP joint) (no gasket)	A/R	A/R	A/R	A/R	A/R	A/R			
A075W1040ZA	Set screw M8 x 30)	8	8	8	8	8	8			
A075W2040ZJ	Bolt, M8 x 45)	3	3	3	3	3	3			
A075W2044ZG	Bolt, M8 x 65)	1	1	1	1	1	1			
A075W2048ZE	Bolt, M8 x 90) Sump to MBP	1	1	1	1	1	1			
A075W2041ZC	Bolt, M8 x 50)	3	3	3	3	3	3			
A075W3010ZK	Nut M8, Nyloc)	2	2	2	2	2	2			
A075W4020ZB	Washer, Plain, M8)	18	18	18	18	18	18			
A912E6398F	'O' Ring, Dipstick Tube	1	1	1	1	1	1			
A912E0633F	Tube, Dipstick	1	1	1	1	1	1			
E907E0632F	Dipstick	1	1	1	1	1	1			
A907E6174ZA	Mounting Rubber	2	2	2	2	2	2			
B079E4020F	Eng. Mounting Assy, RH	-	-	-	-	1	1			
B079E4018K	Adaptor, Eng. Mtg. RH	-	-	-	-	1	1			
A079E4059F	Eng. Mounting Assy, LH	-	-	-	-	1	1			
A079E4062F	Adaptor, Eng. Mtg. LH	-	-	-	-	1	1			
A912E1247F	Heat Shield Eng. Mtg. Assy.	1	1	1	1	-	-			

		501 521	502 522	503 523	504 524	701	702			
A079E4054K	Heat Shield, Eng. Mtg. Assy.	-	-	-	-	1	1			
A079E4055K	Heat Shield, Eng. Mtg.	-	-	-	-	1	1			
A079E4058C	Bracket, Heat Shield	-	-	-	-	1	1			
A907E1230F	Front Cover	1	1	1	1	1	1			
B907E6010F	Seal, Crankshaft, Front	1	1	1	1	1	1			
A907E0245ZB	Gasket, Front Cover	1	1	1	1	1	1			
A075W2027ZK	Bolt, M6 x 25	7	7	7	7	7	7			
A075W4013ZL	Washer, Plain, M6	7	7	7	7	7	7			
B907E0636ZL	Hose, Breather	1	1	1	1	1	1			
A907E6085ZE	Clip, Jubilee	1	1	1	1	1	1			
A075W6211F	Clip, Snapper	1	1	1	1	1	1			
A907E6252V	Avdel, Pipe Seal	A/R	A/R	A/R	A/R	A/R	A/R			
A075W3040ZF	Nut, 5/16 UNF (mounting rubber)	4	4	4	4	4	4			
A075W4020ZB	Washer, M8	4	4	4	4	4	4			

		501 521	502 522	503 523	504 524	701	702			
A911E0948J	Crankshaft (less spigot bearing)	1	1	1	1	-	-			
A910E0897J	Crankshaft cross-drilled	-	-	-	-	1	1			
A907E0336ZH	Shell, Main Bearing, Standard I/D, Standard O/D (groove/hole)	8	8	8	8	5	5			
A907E1170F	Shell, Main Bearing, Standard I/D, Standard O/D (plain)	1	1	1	1	5	5			
A911E1315F	Shell, Main Bearing, Standard I/D, Standard O/D (plain/hole) ✓	1	1	1	1	-	-			
A907E0538ZK	Shell, Main Bearing, 0.010" U/S I/D, Standard O/D	8	8	8	8	5	5	(groove/hole)		
A907E1172F	Shell, Main Bearing, 0.010" U/S I/D, Standard O/D (plain)	1	1	1	1	5	5			
A911E1317F	Shell, Main Bearing, 0.010" U/S I/D, Standard O/D	1	1	1	1	-	-	(plain/hole)		
A907E0539ZD	Shell, Main Bearing, 0.020" U/S I/D, Standard O/D	8	8	8	8	5	5	(groove/hole)		
A907E1173F	Shell, Main Bearing, 0.020" U/S I/D, Standard O/D (plain)	1	1	1	1	5	5			
A911E1318F	Shell, Main Bearing, 0.020" U/S I/D, Standard O/D	1	1	1	1	-	-	(Plain/hole)		
A907E0675ZD	Shell, Main Bearing, Standard I/D, +0.015" O/D (groove/hole)	8	8	8	8	5	5			
A907E1171F	Shell, Main Bearing, Standard I/D, +0.015" O/D (plain)	1	1	1	1	5	5			
A911E1316F X	Shell, Main Bearing, Standard I/D, +0.015" O/D (plain/hole)	1	1	1	1	-	-			
B907E0675ZH	Shell, Main Bearing, 0.010" U/S I/D, +0.015" O/D	8	8	8	8	5	5	(groove/hole)		
B907E1171F	Shell, Main Bearing, 0.010" U/S I/D, +0.015" O/D (plain) ✓	1	1	1	1	5	5			
B911E1316F X	Shell, Main Bearing, 0.010" U/S I/D, +0.015" O/D	1	1	1	1	-	-	(plain/hole)		
C907E0675ZA	Shell, Main Bearing, 0.020" U/S I/D, +0.015" O/D	8	8	8	8	5	5	(groove/hole)		

		501 521	502 522	503 523	504 524	701	702			
✓ C907E1171F	Shell, Main Bearing, 0.020" U/S I/D, +0.015" O/D (plain)	1	1	1	1	5	5			
C911E1316F ✗	Shell, Main Bearing, 0.020" U/S I/D, +0.015" O/D (plain/hole)	1	1	1	1	-	-			
A907E0714Z	Con Rod Assy.	4	4	4	4	4	4			
A911E0777F	Piston & Liner Assy.	4	4	4	4	4	4			
A911E0401H	Compression Ring, Top	4	4	4	4	4	4			
A911E0402H	Compression Ring, Second	4	4	4	4	4	4			
A907E0404ZB	Oil Control Ring	4	4	4	4	4	4			
A907E0342ZE	Big End Shell, Standard	8	8	8	8	8	8			
A907E0540ZJ	Big End Shell, 0.010" U/S	A/R	A/R	A/R	A/R	A/R	A/R			
A907E0541ZC	Big End Shell, 0.020" U/S	A/R	A/R	A/R	A/R	A/R	A/R			
A907E1191F	"V" Pulley, Single	1	-	-	-	1	-			
A907E1192F	"V" Pulley, Double	1 PAS	-	-	-	-	-			
A907E1193F	"V" Pulley, Triple	-	1	1	1	-	1			
B907E1106FG	Washer, Crankshaft Pulley	1	1	1	1	1	1			
A075W4038ZD	Washer, Spring, C/S Pulley	1	1	1	1	1	1			
A075W1020ZL	Screw, ½ UNF x 1½", C/S Pulley	1	1	1	1	1	1			

		501 521	502 522	503 523	504 524	701	702			
B907E0019ZE	Valve, Inlet up to Eng. No. 18104	8	8	8	8	8	8			
A912E0019F	Valve, Inlet, from Eng. No. 18105	8	8	8	8	8	8			
A907E0020ZF	Valve, Exhaust up to Eng. No. 18104	8	8	8	8	8	8			
A912E0020F	Valve, Exhaust, from Eng. No. 18105	8	8	8	8	8	8			
A912E1579F	Seat, Valve Spring, up to Eng. no. 18104	16	16	16	16	16	16			
A907E0316ZG	Seat, Valve Spring, from Eng. No. 18105	16	16	16	16	16	16			
A907E0022ZE	Valve Spring, Outer, up to Eng. No. 18104	16	16	16	16	16	16			
A912E0022F	Valve Spring, Outer, from Eng. No. 18105	16	16	16	16	16	16			
A907E0023ZK	Valve Spring, Inner, up to Eng. No. 18104	16	16	16	16	16	16			
A912E0023F	Valve Spring, Inner, from Eng. No. 18105	16	16	16	16	16	16			
B907E0021ZD	Retainer, Valve Spring, up to Eng. No. 18104	16	16	16	16	16	16			
A912E0021F	Retainer, Valve Spring, from Eng. No. 18105	16	16	16	16	16	16			
A907E6040ZL	Cotter, Valve Retaining	32	32	32	32	32	32			
B907E0026ZG	Gasket, Cyl. Head, Standard	A/R	A/R	A/R	A/R	A/R	A/R			
B911E1291F	Gasket, Cyl. Head, (one extra lamination)	A/R	A/R	A/R	A/R	A/R	A/R			
B911E1292F	Gasket, Cyl. Head (two extra laminations)	A/R	A/R	A/R	A/R	A/R	A/R			
A075W6097ZG	Roll Pin (Head/Cam Housing)	2	2	2	2	2	2			
A907E6202ZL	'O' Ring, Roll Pin	2	2	2	2	2	2			

} Alternatives

			501 521	502 522	503 523	504 524	701	702		
E907E0302YD	Camshaft Housing	Up to Engine No. to be advised	2	2	2	2	2	2		
C907E0300YH	Cam Cover, Inlet		1	1	1	1	1	1		
B907E0301YJ	Cam Cover, Exhaust		1	1	1	1	1	1		
B907E0001ZC	Gasket, Cam Cover		2	2	2	2	2	2		
B907E0227ZD	Stud, Cam Hsg, to Head	Up to Engine No. to be advised	20	20	20	20	20	20		
A075W4020ZB	Washer, Plain MB		20	20	20	20	20	20		
A075W3021ZK	Nut, MB		20	20	20	20	20	20		
A075W2099ZG	Bolt, Cover to Housing		12	12	12	12	12	12		
A074E6099ZL	Washer, Seloc		12	12	12	12	12	12		
A911E1328K	Housing, Camshaft, Ex.	From Eng. No. to be advised	1	1	1	1	1	1		
A911E1329K	Housing, Camshaft, In.		1	1	1	1	1	1		
A911E0829F	Cam Cover, Inlet, Assy.		1	1	1	1	1	1		
A911E0301F	Cam Cover, Exhaust		1	1	1	1	1	1		
A911E0001Z	Gasket, Cam Cover		2	2	2	2	2	2		
A911E1311F	Bolt, MB, Cam Hsg. to Head	From Eng. No. to be advised	16	16	16	16	16	16		
A911E0227Z	Stud, MB, Cam Hsg. to Head		4	4	4	4	4	4		
A075W4020ZB	Washer, Plain, MB		4	4	4	4	4	4		
A075W3021ZK	Nut, MB		4	4	4	4	4	4		

		501	502	503	504	701	702			
		521	522	523	524					
A911E6343F	Plug, M20	10	10	10	10	10	10			
A911E6344F	Washer, M20	10	10	10	10	10	10			
A912E6406F	Washer, Seloc	From Eng. No. to be advised.		6	6	6	6			
A911E1333F	Screw	6	6	6	6	6	6			
A912E0063F	Stud	6	6	6	6	6	6			
A026E0415WJ	Cap, Oil Filler	1	1	1	1	1	1			
A026E0325ZH	Gasket, Filler Cap	1	1	1	1	1	1			
A907E6257VF	Gasket Eliminator, Loctite 504	A/R	A/R	A/R	A/R	A/R	A/R			
A036E6038VJ	Silastic RTV	A/R	A/R	A/R	A/R	A/R	A/R			
A912E0107F	Camshaft, 107	2	2	2	2	2	2			
A910E0309F	Toothed Pulley, Cam Timing (light green dots)	3	3	3	3	3	3			

		501 521	502 522	503 523	504 524	701	702			
A912E0743J	Water Pump Assy.	1	-	-	-	1	-			
A912E0878J	Water Pump Assy.	-	1	1	1	-	1			
A907E6295F	Hub, Pulley	1	1	1	1	1	1			
A907E6294F	'V' Pulley	1	1	1	1	1	1			
A075W4020ZB	Washer, M8	4	4	4	4	4	4			
A075W4036ZE	Washer, Spring, M8	4	4	4	4	4	4			
A075W1036ZC	Screw, M8	4	4	4	4	4	4			
A907E0246Z	Gasket, Water Pump	1	1	1	1	1	1			
A907E6201ZF	'V' Belt, Water Pump/Alt. (Water Pump/Pas 501/521 Pas)	1	-	1	1	1	-			
A907E6333F	'V' Belt, Acu.	-	-	-	-	-	1			
A907E6332F	'V' Belt, Alt.	-	-	-	-	-	1			
B907E0590F	'V' Belt, Acu	-	1	1	1	-	-			
A907E6268Z	'V' Belt Alt.	-	1	1	1	-	-			
A907E6315F	'V' Belt, Alt. (501/521 Pas)	1	-	-	-	-	-			
B907E6296F	'V' Belt, Water Pump	-	1	-	-	-	1			

BELT GUARD

2.2 LITRE DOMESTIC / ROW ENGINE

SERIES 772

Page 1402

		501 521	502 522	503 523	504 524	701	702			
A912E0070J	Cover, Belt Timing, Assy.	1	1	1	1	-	-			
A912E0071K	Cover, Belt, LWR	1	1	1	1	-	-			
A912E0072K	Bracket, Cover Belt LWR	1	1	1	1	-	-			
A912E0073K	Bracket, Cover Belt LWR	1	1	1	1	-	-			
A912E0074K	Spacer, Belt Cover LWR	1	1	1	1	-	-			
A075W1028ZG	Screw, M6 x 16	1	1	1	1	-	-			
A075W4013ZL	Washer M6	1	1	1	1	-	-			
A912E0641K	Cover Belt Upper	1	-	-	-	-	-			
B912E0641K	Cover Belt Upper	-	1	1	1	-	-			
A912E0075K	Bracket, Belt Cover, Upper	1	1	1	1	-	-			
A912E0076K	Bracket, Belt Cover, Upper	1	-	-	-	-	-			
A912E0077K	Bracket, Belt Cover, Upper	-	1	1	1	-	-			
A075W6180F	Turnbuckle, Stud	3	3	3	3	-	-			
A075W6181F	Turnbuckle, Cam	3	3	3	3	-	-			
A075W6182F	Turnbuckle, Washer	3	3	3	3	-	-			
A075W1038ZB	Screw, M8 x 20	2	2	2	2	-	-			
A075W4020ZB	Washer, M8	2	2	2	2	-	-			

		501 521	502 522	503 523	504 524	701	702			
A912E0789F	Delorto Carburettor, Front	1	1	1	1	1	1			
A912E0790F	Delorto Carburettor, Rear	1	1	1	1	1	1			
A907E0917J	Airbox Beckplate Assy.	1	1	1	1	1	1			
A907E0916J	Airbox Cover Assy.	1	1	1	1	1	1			
A082M6150F	Ignition Coil	1	1	1	1	1	1			

ACU PUMP MOUNTINGS

A912E0069F	Bracket, Acu Pump, Rear	-	1	1	1	-	-			
A075W2037ZE	Bolt	-	3	3	3	-	-			
A075W4036ZE	Washer, Spring	-	3	3	3	-	-			
A075W2008ZC	Bolt	-	1	1	1	-	-			
A075W4037ZK	Washer, Spring	-	1	1	1	-	-			

		501 521	502 522	503 523	504 524	701	702			
A081Q0119F	Pressure Plate	-	-	-	-	1	1			
A079Q0060F	Friction Plate	-	-	-	-	1	1			
B079Q6009K	Release Fork	-	-	-	-	1	1			
A083Q0119F	Pressure Plate	1	1	1	-	-	-			
A083Q0118F	Friction Plate	1	1	1	-	-	-			



Lotus

Service Bulletin

Class	111
Number	1979/04
Type	Esprit S2 Comm. Model
Date	1.2.79

Lotus Cars Limited Norwich, Norfolk, NR14 8EZ. Telephone: Wymondham (095 360) 3411. Telegrams: Lotus Norwich. Telex: 97401

Circulation List	Service Manager		Foreman				
------------------	-----------------	--	---------	--	--	--	--

TITLE: Introduction to spare parts for the S2 Esprit Commemorative Model, World Championship.

REASON: To advise of the part number changes consequent upon the introduction of the S2 Esprit Commemorative Model.

ACTION: When ordering parts for the S2 Esprit Commemorative Model, the Bulletin must be read in conjunction with the existing Esprit parts list.

THIS BULLETIN CONSISTS OF FOUR PAGES OF PART NUMBERS.

TRIM

Finisher, Windscreen, Top	A079U4578F	1
" " LH	A079U4579F	1
" " RH	A079U4580F	1
Finisher, Tailgate, Top	A079U4581F	1
" " Bottom	A079U4582F	1
" " LH	A079U4583F	1
" " RH	A079U4584F	1
Finisher, Capping Rail	A079U4593F	1
Finisher, Tunnel/Facia, Pass RHD	A079U4585F	1
" " " " LHD	A079U4586F	1
" " " Driver, RHD	A079U4586F	1
" " " " LHD	A079U4590F	1
" Facia, Driver, RHD	A079U4586F 4587F	1
" " " LHD	A079U4589F	1
Finisher, Door Pull	A079U4591F	2
Finisher, Door Trim	A079U4592F	2

BADGES AND DECALS

Nose Badge, Black and Gold	C079U4607F	1
Letter "L"	A079U4608F	1
Letter "O"	A079U4609F	1
Letter "T"	A079U4610F	1
Letter "U"	A079U4611F	1
Letter "S"	A079U4612F	1
Bezel, World Champion Badge	A079U4613F	1
Badge, "Giugiaro" (Gold)	A079U4614F	1
Decal, Laurel Leaves	A079U4615F	1
Commemorative Decal	A079U4596F	2

BADGES AND DECALS (Contd.)

No. Decal "0"	A079U4597F	A/R
No. Decal "1"	A079U4598F	A/R
No. Decal "2"	A079U4599F	A/R
No. Decal "3"	A079U4600F	A/R
No. Decal "4"	A079U4601F	A/R
No. Decal "5"	A079U4602F	A/R
No. Decal "6"	A079U4603F	A/R
No. Decal "7"	A079U4604F	A/R
No. Decal "8"	A079U4605F	A/R
No. Decal "9"	A079U4606F	A/R
Decal, Door, Lower (World Champion)	A079U4638F	2
Decal, Door Upper	A079U4639F	2
Decal, Front Wing, Upper, RH	A079U4640F	1
Decal, Front Wing, Upper LH	A079U4641F	1
Decal, Front Wing, Lower RH	A079U4642F	1
Decal, Front Wing, Lower LH	A079U4643F	1
Decal, Rear Wing, Upper RH	A079U4644F	1
Decal, Rear Wing, Upper LH	A079U4645F	1
Decal, Rear Wing, Front, Lower RH	A079U4646F	1
Decal, Rear Wing, Front, Lower LH	A079U4647F	1
Gold Decal Material, Bulk	A079U6058F	9 Mtrs.
World Champion Badge	A075U1160F	1
Commemorative Plaque (Federal)	A079U4595F	1
Commemorative Plaque (Dony/Row)	A079U4594F	1

DOOR HANDLES (Black)

Exterior Handle, LH	A079U4635F	1
Exterior Handle, RH	A079U4636F	1
Interior Handle, LH	A079U6055F	1
Interior Handle, RH	A079U6056F	1
Exterior Door Lock Set	A079U4633F	1

ELECTRICAL

Mirror, Convex, LH (Don/Row)	A079U6051F	1
Mirror, Convex, RH (Don/Row)	A079U6052F	1
Mirror, Flat, LH (Fed)	A079U6053F	1
Mirror, Flat, RH (Fed)	A079U6054F	1
Radio/Cass. Hitachi Digital	A079M6118F	1
Radio Mounting Bracket	A079P4083F	1
Speaker, Mid Range/Tweeter	A079M6119F	2
Speaker, Bass	A079M6120F	1
Cross-over Unit	A079M6121F	1
Bass Speaker Leads	A079M4079F	1
Bezel	A079M4080K	2
Spacer, Bass Speaker	A079M4089F	1
Grille	A079M4081F	2
Speaker Bolts M4 x 20	A079W5083F	4
Nuts M4	A075W3019F	4
Screw No. 10 x 3/4"	A075W5041F	8
Electric Aerial	A076M6010F	1
Ring Terminal 5mm.	A079M6129F	1
Bullet 3/16"	A074M6003F	1
Cigar Lighter (Inner/outer)	A079M6123F	2
Fixing/Illum. Ring	A079M6124F	2
Mounting Brackets	A079M4088F	2
Cigar Lighter Loom	A079M4085F	2
Intermittent Wipe Control Unit	A079M6126F	1
Wiper Switch (Federal)	C075M6050F	1
Wiper Switch (Don/Row)	B075M6073F	1
Repeater Flasher Kit	A075M6140W	1
Amber Reflector	A079M6130F	2

ENGINE (With Dellorto Carbs)

Distributor Assy. (Lumination Ign)	A907E0901J	1
I.R. Sensor/ Interruptor Kit	A907E6331F	1
Ignition Control Unit	A075M0335F	1

EXHAUST

Silencer (Dow/Row)	A079S4070F	1
Silencer (Federal)	A079S4071F	1

WHEELS AND TYRES

Front Wheel, Gold	A079G4016F	2
Front Wheel & tyre Assy.	A079G4014F	2
Rear Wheel, Gold	A079G4017F	2
Rear Wheel & Tyre Assy.	A079G4015F	2
Wheel Nuts	A079G4018F	16
Badge	A079G4019F	4

GEAR LEVER

Gear Knob, Leather Covered	A079F6289F	1
Plastic, Heat Shrink	A079F6290F	110mm

SOFT TRIM

Refer to description in the parts list and state on order, Description in Commemorative trim.

Steering Wheel - JPS	A079H6009F
Steering Wheel - Andretti	A079H6014F

QUANTITY

PLATE Ref: No.	DESCRIPTION	PART No	S.1.	S.2.	ALL	DOMESTIC	R.O.W.	FEDERAL	REMARKS
LA.1.	Fuel Tank, RH.	D079L4006F	*		1				Up to unit Nos. 312G, 566H, 568H to 547H & 136J inc. Shorter filler neck than C079L4006F.
	Fuel Tank RH.	A079L4028F	*	*	1				From Unit Nos. 313G up to 485G, 489G, 490G, 494G & 496G, 567H, 575H up to 830H, 137J up to 204J, 206J & 207J, up to 126S, Inc.
*	Fuel Tank, RH.	A079L4039F		*	1				From unit Nos. 486G to 488G, 491G to 493G, 495G & 497G on, 831H on, 205J & 208J on, 127S on & 100T on Inc.
LA.2.	Fuel Tank, LH.	D079L4001F	*		1				Up to Unit Nos. 312G, 566H, 568H to 547H & 136J Inc. Shorter filler neck than C079L4001F.
	Fuel Tank, LH.	A079L4029F	*	*	1				Unit Nos. 313G on, 567H, 575H on, 137J on, 100S on & 100T on, Inc.
	Tank Banjo Bolt	A079L6005F	*	*	2				Unit Nos. 313G on, 567H, 575H on, 137J on, 100S on & 100T on, Inc.
	Banjo Washers	A079L6006F	*	*	2				
LA.3.	Sender Unit	A079L6000F	*		1				
LA.4.	Gasket, Sender Unit	A079L4018F	*		1				
	Sender Unit <i>VEGLIA MODIFIED</i> →	A079L4040K		*	1				Up to unit Nos. 485G, 489G, 490G, 494G & 496G, 830H, 204J, 206J & 207J & 126S Inc
	Sender Unit <i>SMITH WITH TANK RH*</i>	A079N6029F		*	1				From unit Nos. 486G, to 488G, 491G to 493G, 495G & 497G on, 831H on, 205J & 208J on, 127S on & 100T on Inc.

OCTOBER 78.

Esprit
LA.1.

TRIM

Finisher, Windscreen, Top	A079U4578F	1
" " LH	A079U4579F	1
" " RH	A079U4580F	1
Finisher, Tailgate, Top	A079U4581F	1
" " Bottom	A079U4582F	1
" " LH	A079U4583F	1
" " RH	A079U4584F	1
Finisher, Capping Rail	A079U4593F	2
Finisher, Tunnel/Facia, Pass RHD	A079U4585F	1
" " " " LHD	A079U4588F	1
" " " Driver, RHD	A079U4586F	1
" " " " LHD	A079U4590F	1
" Facia, Driver, RHD	A079U4588F	1
" " " LHD	A079U4589F	1
Finisher, Door Pull	A079U4591F	2
Finisher, Door Trim	A079U4592F	2

BADGES AND DECALS

Nose Badge, Black and Gold	C079U4607F	1
Letter "L"	A079U4608F	1
Letter "O"	A079U4609F	1
Letter "T"	A079U4610F	1
Letter "U"	A079U4611F	1
Letter "S"	A079U4612F	1
Bezel, World Champion Badge	A079U4613F	1
Badge, "Giugiaro" (Gold)	A079U4614F	1
Decal, Laurel Leaves	A079U4615F	1
Commemorative Decal	A079U4596F	2

STEERING WHEEL AND RETH: A079H6014F

BADGES AND DECALS (Contd.)

No. Decal "0"	A079U4597F	A/R
No. Decal "1"	A079U4598F	A/R
No. Decal "2"	A079U4599F	A/R
No. Decal "3"	A079U4600F	A/R
No. Decal "4"	A079U4601F	A/R
No. Decal "5"	A079U4602F	A/R
No. Decal "6"	A079U4603F	A/R
No. Decal "7"	A079U4604F	A/R
No. Decal "8"	A079U4605F	A/R
No. Decal "9"	A079U4606F	A/R
Decal, Door, Lower (World Champion)	RHA079U4638F	2
Decal, Door Upper	LHB RHA079U4639F	2
Decal, Front Wing, Upper , RH	LHB A079U4640F	1
✓ Decal, Front Wing, Upper LH	A079U4641F	1
Decal, Front Wing, Lower RH	A079U4642F	1
Decal, Front Wing, Lower LH	A079U4643F	1
Decal, Rear Wing, Upper RH	A079U4644F	1
Decal, Rear Wing, Upper LH	A079U4645F	1
Decal, Rear Wing, Front, Lower RH	A079U4646F	1
Decal, Rear Wing, Front, Lower LH	A079U4647F	1
Gold Decal Material, Bulk	A079U6058F	9 Mtrs.
World Champion Badge	A075U1160F	1
Commemorative Plaque (Federal)	A079U4595F	1
Commemorative Plaque (Dom/Row)	A079U4594F	1

DOOR HANDLES (Black)

Exterior Handle, LH	A079U4635F	1
Exterior Handle, RH	A079U4636F	1
Interior Handle, LH	A079U6055F	1
Interior Handle, RH	A079U6056F	1
Exterior Door Lock Set	A079U4633F	1

ELECTRICAL

Mirror, Convex, LH (Dom/Row)	A079U6051F	1
Mirror, Convex, RH (Dom/Row)	A079U6052F	1
Mirror, Flat, LH (Fed)	A079U6053F	1
Mirror, Flat, RH (Fed)	A079U6054F	1
Radio/Cass. Hitachi Digital	A079M6118F	1
Radio Mounting Bracket	A079P4083F	1
Speaker, Mid Range/Tweeter	A079M6119F	2
Speaker, Bass	A079M6120F	1
Cross-over Unit	A079M6121F	1
Bass Speaker Leads	A079M4079F	1
Bezel	A079M4080K	2
Spacer, Bass Speaker	A079M4089F	1
Grille	A079M4081F	2
Speaker Bolts M4 x 20	A079W5083F	4
Nuts M4	A075W3019F	4
Screw No. 10 x $\frac{3}{8}$ "	A075W5041F	8
Electric Aerial	A076M6010F	1
Ring Terminal 5mm.	A079M6129F	1
Bullet 3/16"	A074M6003F	1
Cigar Lighter (Inner/outer)	A079M6123F	2
Fixing/Illum. Ring	A079M6124F	2
Mounting Brackets	A079M4088F	2
Cigar Lighter Loom	A079M4085F	2
Intermittent Wipe Control Unit	A079M6126F	1
Wiper Switch (Federal)	C075M6050F	1
Wiper Switch (Dom/Row)	B075M6073F	1
Repeater Flasher Kit	A075M6140W	1
Amber Reflector	A079M6130F	2

ENGINE (With Dellorto Carbs)

Distributor Assy. (Lumination Ign)	A907E0901J	1
I.R. Sensor/ Interruptor Kit	A907E6331F	1
Ignition Control Unit	A075M0335F	1

EXHAUST

Silencer (Dom/Row)	A079S4070F	1
Silencer (Federal)	A079S4071F	1

WHEELS AND TYRES

Front Wheel, Gold	A079G4016F	2
Front Wheel & Tyre Assy.	A079G4014F	2
Rear Wheel, Gold	A079G4017F	2
Rear Wheel & Tyre Assy.	A079G4015F	2
Wheel Nuts	A079G4018F	16
Badge	A079G4019F	4

GEAR LEVER

Gear Knab, Leather Covered	A079F6289F	1
Plastic, Heat Shrink	A079F6290F	110mm

SOFT TRIM

Refer to description in the parts list and state on order, Description in Commemorative trim.

ENGINE (With Dellorto Carbs)

Distributor Assy. (Lumination Ign)	A907E0901J	1
I.R. Sensor/ Interruptor Kit	A907E6331F	1
Ignition Control Unit	A075M0335F	1

EXHAUST

Silencer (Dow/Row)	A079S4070F	1
Silencer (Federal)	A079S4071F	1

WHEELS AND TYRES

Front Wheel, Gold	A079G4016F	2
Front Wheel & tyre Assy.	A079G4014F	2
Rear Wheel, Gold	A079G4017F	2
Rear Wheel & Tyre Assy.	A079G4015F	2
Wheel Nuts	A079G4018F	16
Badge	A079G4019F	4

GEAR LEVER

Gear Knob, Leather Covered	A079F6289F	1
Plastic, Heat Shrink	A079F6290F	110mm

SOFT TRIM

Refer to description in the parts list and state on order, Description in Commemorative trim.



Lotus Service Bulletin

Class III
Number 1978/20
Type Esprit S2 (Dom/ Date 24.7.78 Row)

Lotus Cars Limited Norwich, Norfolk, NR14 BEZ. Telephone: Wymondham (095 380) 3477. Telegrams: Lotus Norwich. Telex: 97401

Circulation List	Service Manager		Foreman				
------------------	-----------------	--	---------	--	--	--	--

- TITLE:** Introduction of spare parts for Domestic/Rest of World specification Series 2 Esprit.
- REASON:** To advise of the part number changes consequent upon the introduction of the Series 2 Esprit, Domestic/Rest of World specification.
- ACTION:** When ordering parts for the Series 2 Esprit, the Bulletin must be read in conjunction with the existing Esprit parts list, until such time that all these parts are absorbed into the parts list by amendment action.

THIS BULLETIN CONSISTS OF TEN PAGES OF PART NUMBERS.

BODY - TAILGATE VENTILATION

Air Scoop, RH	A079B4126K	1
Air Scoop, LH	A079B4127K	1
Fixing, Air Scoop	B079B4125F	4
Washer	A075W4000Z	8
Nylac Nut	A075W3000Z	8
Air Scoop Plenum, RH	A079B4128K	1
Plenum Adaptor, RH	A079B4130K	1
Air Scoop Plenum, LH	A079B4129K	1
Plenum Adaptor, LH	A079B4131K	1
S T Screws	A075W5015Z	8
Spire Nuts	A075W6013Z	8
Tailgate Ventilation Duct, Upper	A079B4132K	1
Tailgate Ventilation Duct, Lower	A079B4133K	1
Bezel, Ventilation Duct	A079B4134K	2
Foam Seal, Inner, 1" x 1/2"	X054B6110V	2 mtrs
S T Screws	A075W5028Z	4
S T Screws	A075W5025Z	12
Spire Nuts	A075W6014Z	12
Trunking, LH Vent	A079P4074K	280 mm
Hose Clips, LH Vent	X036S6006Z	2
Engine Cover Inlet	A079B4135K	1
Foam Seal	A036B6221V	600 mm
S T Screws	A075W5037Z	4
Spire Nuts	A075W6016Z	4
Clamp, Engine Cover Inlet	A079P4075F	1
Spire Nuts	A075W6011Z	2

BODY

Body Shell, RHD, S2	A079B4152J	1	
Body Shell, LHD, S2	A079B4154J	1	
Assembly, Engine Cover	A079B4140J	1	
Engine Cover	A079B4139K	1) Part of Assembly
Lid, Engine Cover	A079B4115K	1	
Hinge, Engine Cover	A079B4116F	1	
Bracket, Engine Cover Hinge	A079B4117F	1	
Stay, Engine Cover Lid	A079B4118F	1	
Bracket, Stay to Cover	A079B4119F	1	
Bracket, Stay to Lid	A079B4120F	1	
Shoulder Pin	A079U4265F	3	
Latch, Engine Cover Lid	A079B6048F	2	
Strike Plate, Lid Latch	A907E6303F	2	
Seal, Engine Cover Lid	A079B6046V	1	
Strike Plate, Engine Cover Rear Latch	A907E6303F	2	
Hook, Side Retaining Strap	A079U4129F	2	
Clip, Jack Handle	A075W6044Z	3	
Strap, Jack Retaining	A079U4033F	1	
Hook, Strap	B079U4129F	1	
Carpet, Engine Cover	A079V4450V	1	
Stiffener, Engine Cover Carpet	A079V4451K	1	
Dot, Durable Button Top	A076W6109F	1	
Dot, Durable Socket	A076W6110F	1	
Dot, Durable Stud	A076W6111F	1	
Dot, Durable Eyelet	A076W6112F	1	
Strap, Carpet Lift	A079V4482K	1	
Seat Belt Reel Mounting Beam Assembly	D079U4309K	1	
Door Latch Striker Post LH	D079U4381F	1	
Door Latch Striker Post RH	D079U4382F	1	
Bracket, Striker Post to Beam, RH	C079U4385F	1	
Bracket, Striker Post to Beam, LH	C079U4386F	1	
Grille, Radiator Duct	A079U4544F	1	

BODY - CONTINUED

Binnacle Assembly - Green	A079U4554J	1	} Alternative
Binnacle Assembly - Marcasite	A079U4555J	1	
Binnacle Assembly - Black	A079U4556J	1	
Binnacle Panel, Lower	A079U4557J	1	
Corner Mounting Block	A079U4547J	4	
Binnacle Mounting Bracket	A079U4527K	1	
Radiator Duct	A079B4137K	1	
Spoiler	A079B4138K	1	
Blanking Plate, Radiator Side, RH	A079K4080F	1	
Blanking Plate, Radiator Side, LH	A079K4081F	1	
Blanking Panel, Top	B079K4082F	1	
Tail-Light Backing, LH	A079M4069K	1	
Tail-Light Backing, RH	A079M4070K	1	
Tail-Light Surround, LH	A079M4071F	1	
Tail-Light Surround, RH	A079M4072F	1	
Recess Panel, Number Plate	A079U4568K	1	
Seal Recess Panel, Number Plate	A075U6054V	1.5 m	
Valance	A079B4143K	1	

ELECTRICAL

Engine Bay Temperature Switch	A079M6054F	1	} Only when eng. bay cool- ing fan is fitted
Jumper Loom	A079M4066F	1	
Main Loom	A079M4057F	1	
Horn, Stritone, Low Note	A079M6086H	1	

ELECTRICAL - CONTINUED

Horn, Stritone, High Note	A079M6087H	1	
Mounting Bracket	A079M6089H	2	
Interior Light	B075M6043F	1	
Lights Symbol Strip	A079M6069F	1	
Switch, Lights	A079M6062F	1	
Switch, Hazard	A079M6063F	1	
Switch, Rear Screen	A079M6064F	1	
Switch, Fan Speed	A079M6066F	1	
Switch, Panel Lights	A079M6067F	1	
Switch, Rear Fog Lights	A079M6065F	1	
Switch, Window	A079M6068F	2	
Rheostat, Switch Illumination	A079M6072F	1	
Resistor, Panel Lights	A079M6075F	1	
Switch Panel, LH	A079U4519F	1	
Switch Panel, RH (Heater)	A079U4524F	1	
Relay, with fuse, N/O	A079M6101F	1	Engine Fans
Relay, N/O	A075M6171F	1	Horns
Relay, C/O	A075M6170F	1	Fan Failure
Beam Warning Light	A075M6054F	1	
Fan Failure Warning Light	A079M4063F	1	
Ignition Warning Light	A075M6055F	1	
Double Arrow Warning Light	A079M6084F	1	
Brakes Warning Light	A075M6056F	1	
Fasten Belts Warning Light	A074M6013F	1	
Choke/Fuel Warning Light	A075M6173F	1	
Fibre Optic Light Source & Guide Assembly	B079M4065F	1	
55 Amp Alternator	A907E6267F	1	
Alternator Loom (55 Amp)	A079M4059F	1	
70 Amp Alternator (Air Conditioned Cars)	A907E6320F	1	
Alternator Loom (70 Amp)	A079M4060F	1	
Coil Earth Lead	A079M4056F	1	
Electric Mirror RH (Convex)	A079M6107F	1	

ELECTRICAL - CONTINUED

Electric Mirror, LH (Convex)	A079M6108F	1	
Toggle Switch (Mirror Op)	A079M6111F	1	
Change-over Switch (Mirror Selection)	A079M6112F	1	
Tail Light, LH	A079M6093F	1	
Tail Light, RH	A079M6094F	1	Except Germany
Tail Light, RH	A079M6095F	1	Germany Only
Assembly, Headlight, Halogen	A079M6105K	4	} LHD European and Canada
Light Unit, Halogen (if fitted)	A079M6103F	4	
Assembly, Headlight, Halogen	A079M6106K	4	} RHD Dom and Japan
Light Unit, Halogen (if fitted)	A079M6104F	4	

} Where Halogen
Lights are
legal

INSTRUMENTS

Speedometer, MPH	A079N6021F	1	} Alternatives
Speedometer, KPH	A079N6031F	1	
Tachometer	A079N6022F	1	
Engine Temperature	A079N6023F	1	
Fuel Indicator	A079N6024F	1	
Battery Condition Indicator	A079N6025F	1	
Oil Pressure Gauge	A079N6026F	1	
Oil Pressure Pipe (Engine to Sender)	A079N4001F	1	
Voltage Stabiliser	A079N6027F	1	
Speedo Cable (Long)	A079N6030F	1	
Sender Unit, Fuel Contents (Veglia)	A079L4040K	1	
Digital Clock	A079M6088F	1	

TRIM

Header Rail Assembly, Black	A079V4496J	1
Header Rail Cover, Black	A079V4498K	1
Header Rail Assembly, Marcasite	A079V4497J	1
Header Rail Cover, Marcasite	A079V4499K	1
Switch Panel Trim Assembly, Black	A079V4610J	1
Switch Panel Trim Cover, Black	A079V4312K	1 (As S1)
Switch Panel Trim Assembly, Marcasite (Brown)	A079V4611J	1
Switch Panel Trim Cover, Marcasite (Brown)	A079V4391K	1 (As S1)
Seat Assembly (Tartan Trim)	A079V4236J	1 Mark 2 Seat
Seat Assembly (Marcasite Trim)	A079V4237J	1 Mark 2 Seat
Seat Assembly (Leather Trim, Luxan 3234, Beige)	A079V4455J	1 Mark 2 Seat
Seat Assembly (Black Trim)	A079V4477J	1 Mark 2 Seat

BADGES AND DECALS

Gold Pin Stripe	A079U6034V	8 m	Alternative
Black Pin Stripe	A079U6035V	8 m	Alternative
S2 Decal, White	A079U4540F	2	Alternative
S2 Decal, Black	A079U4539F	2	Alternative
S2 Decal, Gold	A079U4564F	2	Alternative
Esprit Decal, Gold	A079U4565F	3	
World Champion Badge	A079U4518F	1	No dates

WHEELS AND TYRES

Wheel and Tyre Assembly, Rear 205/70 VR 14	B079G4005F	2
Wheel, Rear	C079G4010F	2
Wheel and Tyre Assembly, Front 205/60 VR 14	A079G4004F	2
Wheel, Front	C079G4002F	2
Valve Shraeder 14063	A079G6013F	4
Wheel Badge	A079G4006F	4
Spring Ring	A079G6012F	4
Wheel Nuts	A079G6011F	16
Wheel and Tyre Assembly (Spare), 185/70 HR 13	A079G4011F	1
Wheel (Spare) 5½ x 13	A079G4012F	1
Label, "Use Warning", Tie On	A079G4009F	1
Label, "Use Warning", Adhesive	A079G4013F	1

REAR SUSPENSION

Rear Hub Assembly	B079D4037F	2
-------------------	------------	---

ENGINE BAY COOLING SYSTEM - HIGH AMBIENT TEMPERATURE CLIMATES

Blower Motor	A075P6058F	1
Motor Casing, Upper	A079K4072K	1
Motor Casing, Lower	A079K4048K	1
Pop Rivets, Casing Halves	A075W6086Z	4
Washers	A075W4001Z	4
Jacknuts, Casing Upper	A076W3043F	3
Motor Cover	A079K4073K	1
Screw, Motor Cover/Casing	A075W1021Z	3
Washers	A075W4011Z	3
Motor Cover Inlet, RH Half	A079K4074K	1
Motor Cover Inlet, LH Half	A079K4075K	1
Pop Rivets, Inlet	A075W6086Z	4
Washers	A075W4001Z	4
Brackets, Motor Case	B079V4147K	2
Rivets, Brackets to Case	A075W6086Z	4
Washers	A075W4001Z	4
Bracket, Case to Floor	A079K4071K	1
Screws, Case to Floor	A075W5011Z	3
Flexible Ducting, Vent to Blower	A079K4076K	1
Flexible Ducting, Blower to Engine	A079K4077K	1
Hose Clips	A079K6017F	1
Air Temperature Switch	<u>A079M6054F E/B 6114</u>	1
Bracket, Switch	A079K4058F	1
Pop Rivet, Bracket to Air Box	A075W6071Z	4
Washer	A075W4001Z	4
Jumper Loom	A079M4066F	1
Grommet, Motor Leads	X036B6010Z	3
Silastic (Sealing Blower Case)	A075U6044V	10 cc

ENGINE BAY COOLING SYSTEM - TEMPERATE CLIMATES

Flexible Ducting, Vent to Engine	A079K4083K	1
Hose Clip	A079K6017F	1

ENGINE

Air Box Cover Assembly	A079E4049J	1
Intake Trunking Assembly	B079E4046F	1
Clip, Intake Trunking	X036S6006Z	2
Air Box Back Plate	A907E1246K	1
Stud, Exhaust Manifold - Downpipe	C907E0635Z	3

FUEL SYSTEM

Fuel Filler Neck, RH	C079L4026F	1
Fuel Filler Neck, LH	C079L4027F	1
Filler Cap Assembly, with Chain	A079L4038J	2

COOLING

Radiator Mounting Bracket, RH	B079K4078F	1
Radiator Mounting Bracket, LH	B079K4079F	1

GEARBOX

Stud, Silencer - Gearbox Mounting Bracket	A079F4030F	1
Bolt, M7 x 45	A079F4031F	1
Nut, M7 Nyloc	A079F6023F	1

EXHAUST

Down Pipe Assembly	A079S4055F	1
X Primary Silencer	A079S4056F	1
Main Silencer	A079S4057F	1
Silencer Channel Assembly	A079S4065F	1
Silencer - Gearbox Bracket Assembly	A079S4061F	1
Silencer Strap	A079S4066F	2
Speedo Cable Mounting Bracket	A079S4067F	1
Nut, M10 Nyloc	A075W3011ZD	2
Bolt, M8 x 35 mm	A075W2038ZK	8
Nut, M8, Copper Coated	A075W3035ZC	8



Lotus Service Bulletin

Class	III
Number	1978/14
Type	Esprit S2 (Fed)
Date	17.5.78

Lotus Cars Limited Norwich, Norfolk, NR14 8EZ. Telephone: Wymondham (095 380) 3411. Telegrams: Lotus Norwich. Telex: 87401

Circulation List	Service Manager		Foreman				
------------------	-----------------	--	---------	--	--	--	--

- TITLE:** Introduction of spare parts for Federal (North American) specification Series 2 Esprit.
- REASON:** To advise of the part number changes consequent upon the introduction of the Series 2 Esprit, Federal specification.
- ACTION:** When ordering parts for the Series 2 Esprit, the Bulletin must be read in conjunction with the existing Esprit parts list, until such time that all these parts are absorbed into the parts list by amendment action.

THIS BULLETIN CONSISTS OF 10 PAGES OF PARTS.

BODY - TAILGATE VENTILATION

Air Scoop, RH	A079B4126K	1
Air Scoop, LH	A079B4127K	1
Fixing, Air Scoop	B079B4125F	4
Washer	A075W4000Z	8
Nylac Nut	A075W3000Z	8
Air Scoop Plenum, RH	A079B4128K	1
Plenum Adaptor, RH	A079B4130K	1
Air Scoop Plenum, LH	A079B4129K	1
Plenum Adaptor, LH	A079B4131K	1
S T Screws	A075W5015Z	8
Spire Nuts	A075W6013Z	8
Tailgate Ventilation Duct, Upper	A079B4132K	1
Tailgate Ventilation Duct, Lower	A079B4133K	1
Bezel, Ventilation Duct	A079B4134K	2
Foam Seal, Inner, 1" x 1/2"	X054B6110V	2 mtrs
S T Screws	A075W5028Z	4
S T Screws	A075W5029Z	12
Spire Nuts	A075W6014Z	12
Trunking, LH Vent	A079P4074K	280 mm
Hose Clips, LH Vent	X036S6006Z	2
Engine Cover Inlet	A079B4135K	1
Foam Seal	A036B6221V	600 mm
S T Screws	A075W5037Z	4
Spire Nuts	A075W6016Z	4
Clamp, Engine Cover Inlet	A079P4075F	1
Spire Nuts	A075W6011Z	2

BODY

Assembly Engine Cover	A079B4113J	1	
Engine Cover	A079B4114K	1	} Part of Assembly
Lid, Engine Cover	A079B4115K	1	
Hinge, Engine Cover	A079B4116F	2	
Bracket, Engine Cover Hinge	A079B4117F	2	
Stay, Engine Cover Lid	A079B4118F	2	
Bracket, Stay to Cover	A079B4119F	1	
Bracket, Stay to Lid	A079B4120F	1	
Shoulder Pin	A079U4265F	3	
Latch, Engine Cover Lid	A079B6044F ⁶⁰⁴⁴ E1. 625 B	2	
Strike Plate	A907E6303F	2	
Seal, Engine Cover Lid	A079B6046V	1	
Latch, Engine Cover to Body	A907E6302F	2	
Strike Plate, Engine Cover Latch	A907E6303F	2	
Carpet, Engine Cover	A079V4450K	1	
Stiffener, Engine Cover Carpet	A079V4451K	1	
Dot Durable Button Top	A076W6109F	1	
Dot Durable Socket	A076W6110F	1	
Dot Durable Stud	A076W6111F	1	
Dot Durable Eyelet	A076W6112F	1	
Clip, Jack Handle	A075W6044Z	1	
Strap, Jack Retainer	A079U4033F	1	
Hook, Strap	B079U4129F	1	
Seat Belt Reel Mounting Beam Assembly	D079U4309K	1	
Door Latch Striker Post, LH	D079U4381F	1	
Door Latch Striker Post, RH	D079U4382F	1	
Bracket Striker Post to Beam, RH	C079U4385F	1	
Bracket Striker Post to Beam, LH	C079U4386F	1	
Boot Floor Board, Federal	B079U4472F	1	
Grille, Radiator Duct	A079U4544F	1	

BODY - CONTINUED

Binnacle Assembly - Green	A079U4554J	1	} Alternative
Binnacle Assembly - Marcasite	A079U455 8 ⁵ J ✓	1	
Binnacle Assembly - Black	A079U455 7 ⁶ J ✓	1	
Binnacle Panel - Lower	A079U4541F	1	
Corner Mounting Block	A079U4547F	4	
Binnacle Mounting Bracket	A079U4527K	1	
Radiator Duct	A079B4137K	1	
Spoiler	A079B4138K	1	
Blanking Plate, Radiator Side, RH	A079K4080F	1	
Blanking Plate, Radiator Side, LH	A079K4081F	1	
Blanking Panel, Top	B079K4082F	1	
Tail Light Backing, LH	A079M4069K	1	
Tail Light Backing, RH	A079M4070K	1	
Tail Light Surround, LH	A079M4071F	1	
Tail Light Surround, RH	A079M4072F	1	
Number Plate Insert, Federal	A079U4526K	1	
Number Plate Insert Reinforcer	A079M4075K	1	

ELECTRICAL

Engine Bay Temperature Switch	A079M6054F	1
Jumper Loom	A079M4066F	1
Main Loom	A079M4057F	1
Horn, 'Sritone', Low Note	A079M6086H	1

ELECTRICAL - CONTINUED

Horn, 'Stritone', High Note	A079M6087H	1	
Mounting Bracket	A079M6089H	2	
Interior Light	B075M6043F	1	
ARO Jumper Loom	A079M4076F	1	
Lights Symbol Strip	A079M6069F	1	
Switch, Lights	A079M6062F	1	
Switch, Hazard	A079M6063F	1	
Switch, Heated Rear Screen	A079M6064F	1	
Switch, Fan Speed	A079M6066F	1	
Switch, Panel Lights	A079M6067F	1	
Switch, Window	A079M6068F	2	
Resistor, Panel Lights	A079M6075F	1	
Switch Panel LH, Federal	A079U4519F	1	
Switch Panel RH	A079U4524F	1	
Relay, with Fuse, N/O	A079M6101F	1	Engine Fans
Relay, N/O	A075M6171F	1	Horns
Relay, C/O	A075M6170F	1	Fan Failure
Digital Clock	* A079M6088F	1	
Beam Warning Light	A075M6054F	1	
Fan Failure Warning Light	A079M4063F	1	
Ignition Warning Light	A075M6055F	1	
Double Arrow Warning Light	A079M6084F	1	
Brake Warning Light	A075M6056F	1	
Fasten Belts Warning Light	A074M6013F	1	
Choke/Fuel Warning Light	A075M6173F	1	
Fibre Optic Light Source & Guide Assy (7 way)	B079M4065F	1	
Rheostat	A079M6072F	1	
Alternator Loom (55 amp)	A079M4059F	1	
Coil Earth Lead	A079M4056F	1	
Electric Mirror, RH, Flat (Federal)	A079M6109F	1	
Electric Mirror, LH, Flat (Federal)	A079M6110F	1	
Toggle Switch	A079M6111F	1	

ELECTRICAL - CONTINUED

Change-over Switch	A079M6112F	1
Tail Light LH, Federal	A079M6091F	1
Tail Light RH, Federal	A079M6092F	1
Tail Light Earth Lead	A079M4065F	2
Tail Light Bridging Lead, Federal	A079M4068F	2
70 Amp Alternator (Air Conditioning)	A907E6320F	1
Alternator Loom (70 amp)	A079M4060	1

INSTRUMENTS

Speedometer MPH	A079N6021F	1
Speedometer KPH	A079N6031F	1
Tachometer	A079N6022F	1
Engine Temperature	A079N6023F	1
Fuel Indicator	A079N6024F	1
Battery Condition Indicator	A079N6025F	1
Oil Pressure Gauge	A079N6026F	1
Oil Pressure Pipe (Engine to Sender)	A079N4001F	1
Voltage Stabiliser	A079N6027F	1
Speedo Cable (Long)	A079N6030F	1
Sender Unit (Veglia) Fuel Contents	A079L4040K	1

TRIM

Header Rail Assembly, Black	A079V4496J	1
Header Rail Cover, Black	A079V4498K	1
Header Rail Assembly, Marcasite	A079V4497J	1
Header Rail Cover, Marcasite	A079V4499K	1
Switch Panel Trim Assembly, Black		
Switch Panel Trim Cover, Black		
Switch Panel Trim Assembly, Marcasite		
Switch Panel Trim Cover, Marcasite		
Seat Assembly (Tartan Trim)	A079V4236J	1
Seat Assembly (Marcasite Trim)	A079V4237J	1
Seat Assembly (Leather Trim, Luxon 3234, Beige)	A079V4455J	1
Seat Assembly (Black Trim)	A079V4477J	1

BADGES & DECALS

Gold Pin Strip	A079U6034V	8m Alternative
Twin Black Pin Stripe	A079U6035V	8m Alternative
S2 Decal - White	A079U4540F	2 Alternative
S2 Decal - Black	A079U4539F	2 Alternative
World Champion Badge	A079U4518F	1 No Dates

WHEELS & TYRES

Wheel & Tyre Assembly, Rear 205/70 VR 14	B079G4005F	2
Wheel, Rear	C079G4010F	2
Wheel & Tyre Assembly, Front 205/60 VR 14	A079G4004F	2
Wheel, Front	C079G4002F	2
Valve Straeder 14063	A079G6013F	4
Wheel Badge	A079G4006F	4
Spring Ring	A079G6012F	4
Wheel Nuts	A079G6011F	16
Wheel & Tyre Assembly (Spare) 185/70 HR 13	A079G4011F	1
Wheel (Spare) 5 1/2 x 13	A079G4012F	1
Label, 'Use Warning', Tie on	A079G4009F	1
Label, 'Use Warning', Adhesive	A079G4013F	1

REAR SUSPENSION

Rear Hub Assembly	B079D4037F	2
-------------------	------------	---

STEERING

Crash Pad, Steering Wheel	A075H0154F	1
---------------------------	------------	---

ENGINE BAY COOLING SYSTEM - HIGH AMBIENT TEMPERATURE CLIMATES

Blower Motor	A075P6058F	1
Motor Casing, Upper	A079K4072K	1
Motor Casing, Lower	A079K4048K	1
Pop Rivets, Casing Halves	A075W6086Z	4
Washers	A075W4001Z	4
Jacknuts, Casing, Upper	A076W3043F	3
Motor Cover	A079K4073K	1
Screw, Motor Cover/Casing	A075W1021Z	3
Washers	A075W4011Z	3
Motor Cover Inlet, RH Half	A079K4074K	1
Motor Cover Inlet, LH Half	A079K4075K	1
Pop Rivets, Inlet	A075W6086Z	4
Washers	A075W4001Z	4
Brackets, Motor Case	B079V4147K	2
Rivets, Brackets to Case	A075W6086Z	4
Washers	A075W4001Z	4
Bracket, Case to Floor	A079K4071K	1
Screws, Case to Floor	A075W5011Z	3
Flexible Ducting, Vent to Blower	A079K4076K	1
Flexible Ducting, Blower to Engine	A079K4077K	1

ENGINE BAY COOLING SYSTEM - HIGH AMBIENT TEMPERATURE CLIMATES - CONTINUED

Hose Clips	A079K6017F	1
Air Temperature Switch	<u>A079M6054F</u> R/S <u>614</u>	1
Bracket, Switch	A079K4058F	1
Pop Rivet, Bracket to Air Box	A075W6071Z	4
Washer	A075W4001Z	4
Jumper Loom	A079M4066F	1
Grommet, Motor Leads	X03686010Z	1
Silastic (Sealing Blower Case)	A075U6044V	10 cc

ENGINE

Air Box Cover Assembly	A079E4049J	1
Intake Trunking Assembly	B079E4046F	1
Clip, Intake Trunking	X036S6006Z	2

FUEL SYSTEM

Evaporative Loss Fuel Catch Tank	B079L4013F	1
Fuel Filler Neck RH Federal	C079L4024F	1
Fuel Filler Neck LH Federal	C079L4025F	1
Filler Cap Assembly	A079L4038J	2

COOLING

Radiator Mounting Bracket, RH	B079K4078F	1
Radiator Mounting Bracket, LH	B079K4079F	1

X 4

4 KITS

FED DISTRIBUTOR ESPRIT INITIAL PARTS KIT

Qty	Part No	Description
5	A079U4016F A079U4016F	Tailgate Glass, Heated
5	B079U4048F B079U4048F	Finisher W/Screen, Top
5	A079U4049F	Finisher W/Screen, LH
5	A079U4050F	Finisher W/Screen, RH
50	C079U4052F	Finisher Mounting Clips
5	A079U4006F	Seal, Tailgate
10	A079B4074F A079B4074F	Secondary Seal, Tailgate
5	A079U4053F	Tailgate Glass Finisher, Top
5	A079U4054F	Tailgate Glass Finisher, Bottom
5	A079U4055F	Tailgate Glass Finisher, LH
5	A079U4056F	Tailgate Glass Finisher, RH
4	A079U6013F	Gas Strut, Tailgate
6	A079U4038F A079U4038F	Cable, Tailgate Release A079U4083F
5	A079U4007F	Bonnet Seal
5	A079U4177F	Bonnet/Plenum Chamber Seal
6	A079M6014F	Switch, Reverse Light
4	B079F4015F	Cable, Gear Change (Cross-Gate)
50	C079G6003F	Wheel Nuts
3	A079H6004F	Steering Col. Lock
10	A079J6001F	Pedal Pads
6	B079J6015F	Front Brake Hose
6	A079J6016F	Rear Brake Hose
4	A079J4019F	Handbrake Cable Assy, Short
4	A079J4020F	Handbrake Cable Assy, Long
3	A079K4035F	Radiator
6	A079K4036F	Rad. Fan Motor
3	A079K4027F	Hose, Water-pipe to Pump
3	A079L6000F	Fuel Tank Sender Unit
6	A079S4009F	Choke Cable
1	A079M4031F	Main Loam
1	A079M4004F	Door Loam
3	A079M6029F	Inst. Light Rheostat
4	A079M6021F	Headlamp No 1
4	A079M6022F	Headlamp No 2 (Dip)
3	B079N6000F	Inst. Cluster
4	A079N6001F	Water Temp. Transmitter
4	A079N6002F	Oil Press. Transmitter
6	A079N6003F	Speedo Cable
2	A079J6032F	Master Cyl. Clutch
2	A079Q6002F	Slave Cyl. Clutch
20	A079Q6004F	Service Kit - Slave Cyl.
2	A079J6030F	Brake Master Cyl.
20	A079J6034F	Service Kit Brake Mast. Cyl.
3	A079J6035F	Fluid Level Warn. Ind.
2	A079J6029F	Servo Assy
20	A079J6033F	Minor Service Kit, Servo

✓
No
No

Continued/.....

FED DISTRIBUTOR ESPRIT INITIAL PARTS KIT

PAGE TWO

<u>Qty</u>	<u>Part No</u>	<u>Description</u>
20	A079J6031F	Seal Mast. Cyl./Servo
6	A079U4197F	Door Seal
5	A079U4014F	Windscreen, Clear
3	A079U4019F	Door Glass, LH
3	A079U4020F	Door Glass, RH
3	A079U4017F	Door 1/2 Light Glass, LH
3	A079U4018F	Door 1/2 Light Glass, RH
3	A079U4021F	Rear 2/3 Window, LH
3	A079U4161F	Rear 2/3 Seal Glass/Frame
3	A079V6017V	Rear 2/3 Seal Body/Frame
3	A079U4022F	Rear 2/3 Window, RH
2	A079U4032F	Bulkhead Glass
ONLY 2	A079F4000J	G/Boxes <i>LOTS OFST ONLY</i>
20	A079G6000F	FRONT WHEEL
1	A079G6000F	FRONT WHEEL ✓ N/F
1	A079G6001F	REAR WHEEL ✓ N/F