



LOTUS CARS LTD


Norwich, Norfolk. NR14 8EZ. ENGLAND

Telephone (0953) 608000

Telefax: Parts (0953) 608253 Technical (0953) 608257

1993 Model Year Onwards

ESPRIT
r a n g e



SERVICE PARTS LIST

FORWARD

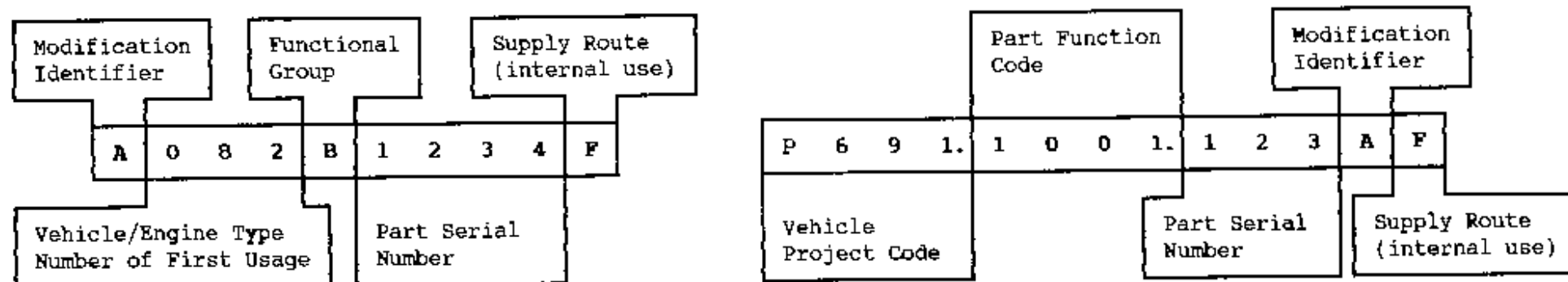
This publication has been designed for use by Lotus Dealers, and may be updated periodically by the issuing of update packages to the dealer network. Lotus policy is one of continuous product improvement and the right is reserved to alter specifications at any time without prior notice. Whilst every care has been taken to ensure correctness of information, it is impossible to guarantee complete freedom from omissions and errors, or to accept liability arising from such omissions and errors, but nothing herein contained shall affect your statutory rights.

USE OF THE PARTS LIST

This parts list covers the Lotus Esprit range, 1993 model year onwards (except '93 M.Y. USA - see supplement to '88 to '92 M.Y. Parts List). The model history for this period is detailed later in the introductory section. The manual is arranged in function groups, as defined by the Contents page, and may sometimes use several versions of the same function group to accommodate model variations - take care to establish the full vehicle specification in order to properly identify the applicable parts list section. *ELISE*

PART NUMBERS

Part numbers used in this publication may be in one of two formats, and are coded as follows:



Modification Identifier: This letter identifies a version or modification of the part. Part numbers with different prefix letters may or may not be interchangeable - refer to the remarks column.

Vehicle/Engine Type Number: The type number indicates either the model or engine type on which the part was first used:

026,036,045,500....Elan	075....Elite S1	082....Esprit Turbo	085....Esprit S3
050....Elan +2	076....Eclat S1	083....Elite S2	089....Excel
046,054,065,074....Europa	079....Esprit S1/S2/S2.2	084....Eclat S2	100....Elan 1990

907 = 2.0 litre N.A. 910 = 2.2 litre turbo 911 = 2.2 litre Chrysler 912 = 2.2 litre N.A. 920 = 2.0 litre turbo

Vehicle Project Code: The project code is used for internal auditing purposes.

Functional Group: A single letter indicating the functional area of the part's first use;

A = Chassis	E = Engine	J = Brakes	P = Heater & A.C.	U = Hard Trim
B = Body	F = Transmission	K = Cooling	Q = Clutch	V = Soft Trim
C = Front Suspension	G = Wheels & Tyres	L = Fuel System	R = Final Drive	N = Standard Fixings
D = Rear Suspension	H = Steering	M = Electrics	S = Exhaust	

Function Code: A four digit code indicating the functional area of the part's first use. See Contents page.

Part Serial Number: A four or three digit number with different sequences for each functional group/code.

Supply Route: The suffix letter is used for procurement purposes by factory personnel.

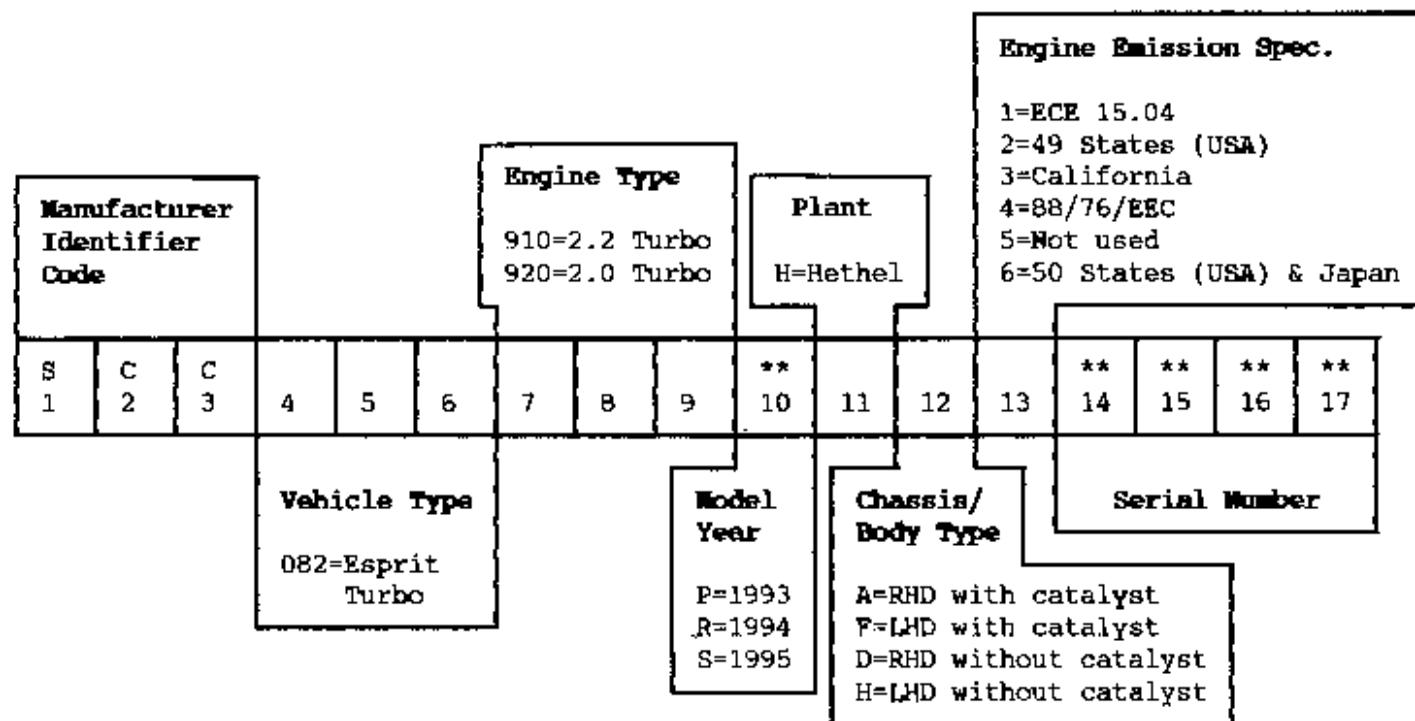
VEHICLE IDENTIFICATION NUMBER

The Vehicle Identification Number (VIN) is recorded on a bar code label fixed to the bulkhead inside the front luggage compartment. The number is stamped onto the chassis frame on the vertical surface of a flange between the inboard pivots of the right hand front suspension lower wishbone, viewable via the right hand front wheelarch. The VIN must be quoted with all parts enquiries. There are two variations of the VIN, one being for Domestic and Export markets other than for the USA, which complies with European Economic Community (EEC) directives, and one for USA which complies with requirements laid down by the National Highway Traffic Safety Association (NHTSA). The seventeen characters of the VIN are coded as shown on the two pages overleaf:

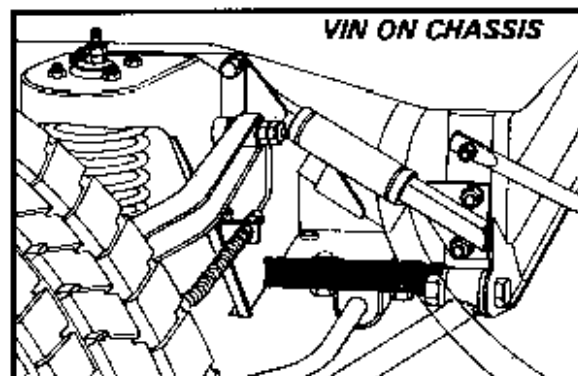
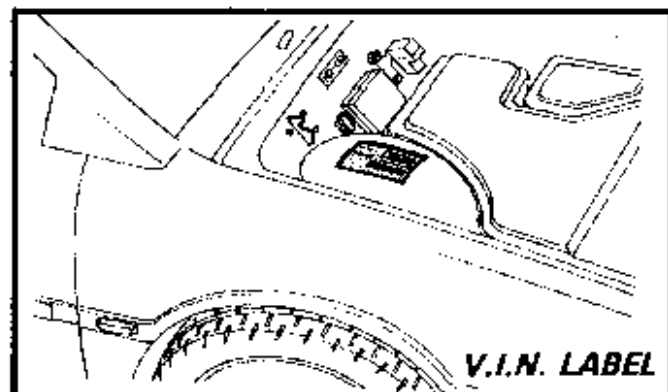
NOTES

1. Different serial number sequences are used for the S4 and Sport 300 models:
S4: 0001 to 0010, then 1011 onwards
Sport 300: 8001 onwards
2. For change point identification in this parts list, only VIN characters 10 (model year) and 14 to 17 (serial number) will be listed. e.g.:
R 1242 ('94 model year S4, serial 1242)
R 8030 ('94 model year Sport 300, serial 8030)

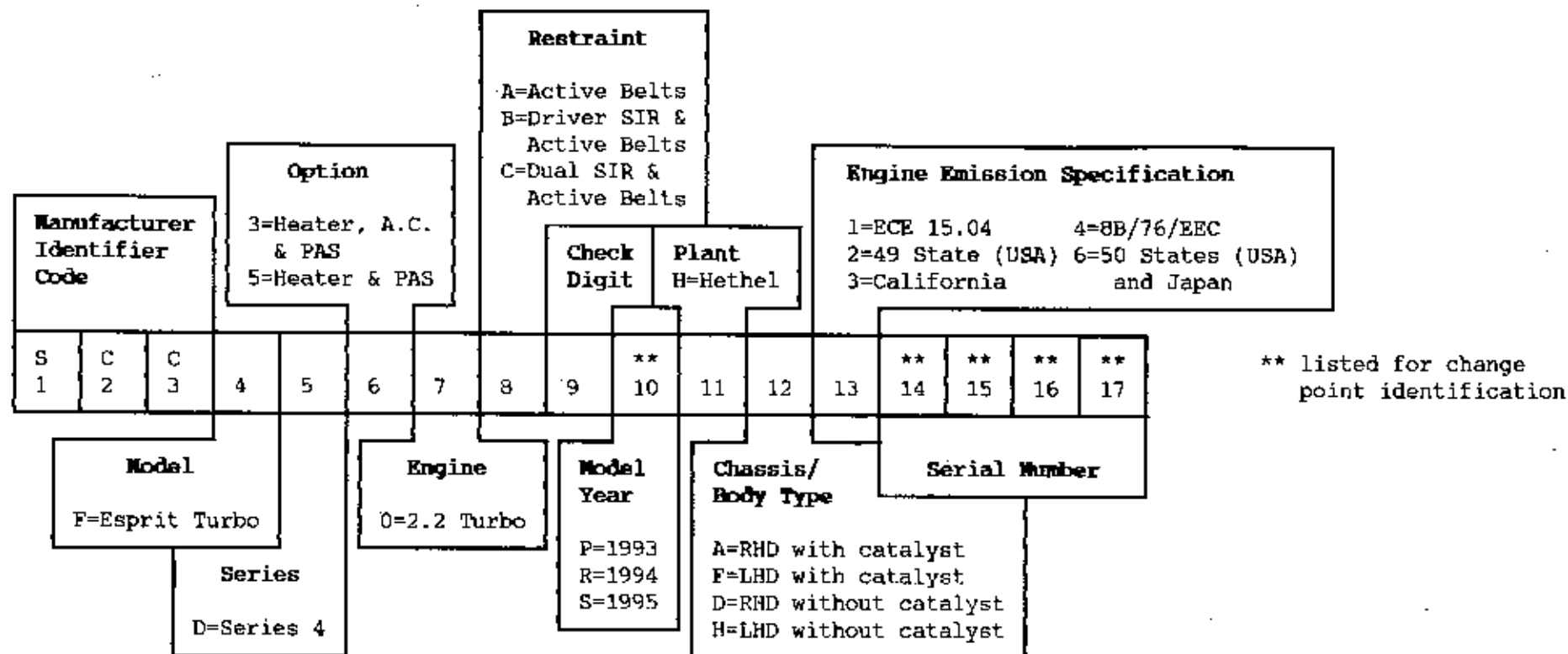
Domestic/Export Type VIN



** listed for change point identification

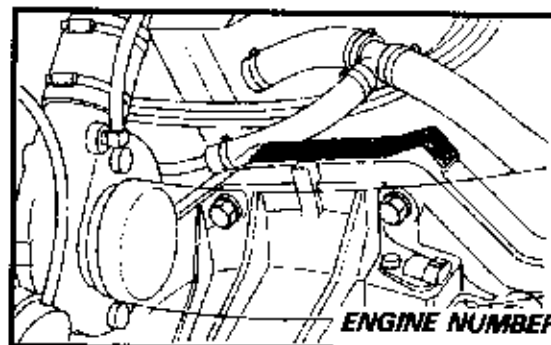


USA Type VIN



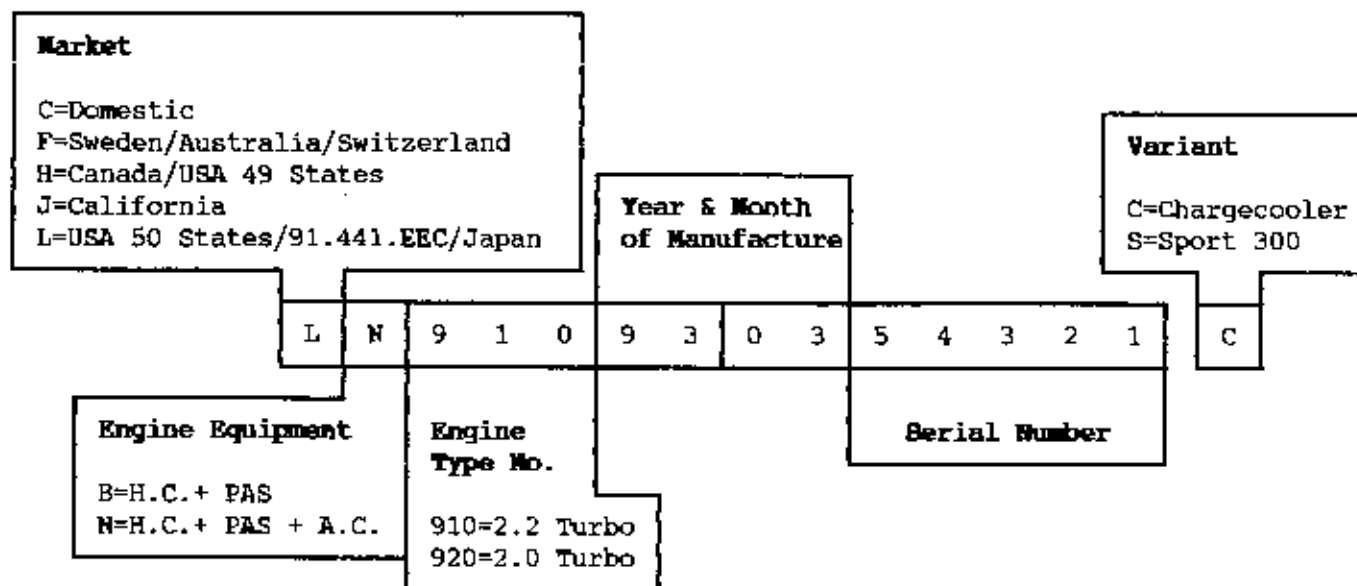
ENGINE NUMBER

Reference to the engine number may sometimes be needed to identify related components. The engine number is stamped on a horizontal surface at the right and rear of the cylinder block.



1995 / 02

Engine Number Coding



ESPRIT MODEL HISTORY - '93 M.Y. ONWARDS (Excluding '93 M.Y. USA - see '88 to '92 M.Y. parts list)

'93 Model Year Introduction: March '93

- Esprit S4 (U.K. & Export, not USA); VIN: P 0001 to 0010, 1011 onwards
- As '92 M.Y. Chargecooler specification with following changes:
- Restyled front bumper and spoiler, bonnet, sills, rear aerofoil, transom spoiler, rear valance.
 - Power steering.
 - Front suspension geometry altered with provision for camber adjustment.
 - Rear suspension camber changed, with provision for adjustment
 - 17 inch Lotus styled 5-spoke alloy wheels, with 215/40 ZE17 (front) and 245/45 ZR17 (rear) Goodyear Eagle GS-A tyres.
 - New door window lift mechanism, incorporating 'one touch' and obstruction sensing.
 - New door lock mechanism and CDL, with single key operation of vehicle locks.
 - Megamoss vehicle alarm includes 'deadlocking' and engine crank immobilisation.
 - Restyled interior including; fascia, crash pad and glovebox lid, seat upholstery, instrument layout and carbon fibre look-alike masks, centre console and tunnel trim, door panels, steering wheel.
 - Elan type front side/turn lamps, new front fog lamps and interior lamp, electric vacuum pump, tailgate mounted radio aerial.
 - Revised 'High Torque' RH shift transmission.
 - New wheel changing scissor jack.

Sport 300: June '93

- U.K. & Export (not USA) VIN: P 8001

As Esprit S4 specification with following changes:

- Lightweight body, bonded-in roof, scuttle brace, enlarged wheel housings with wheelarch extensions, '92 style front bumper/spoiler, fog lamp recesses now brake cooling ducts, '92 style rear bumper, valance and sills. New rear aerofoil.
- Reinforced chassis, bolt-in engine bay brace, roll cage mountings.
- 300 bhp engine with T3/T4 turbocharger, increased boost pressure, recalibrated ECM, larger inlet valves and ports, raised fuel pressure, combined chargecooler radiator/condenser on non a.c. cars.
- Lotus limited slip differential, uprated clutch cover and flywheel
- Revised front and rear suspension springs and dampers.
- Larger front and rear brakes, with AP Racing 4-piston calipers and ventilated discs at all four wheels. Separate parking brake calipers.
- 3-piece O.Z. wheels with 245/45 ZR16 (front) and P315/35 ZR17 (rear) Goodyear Eagle GS-C tyres.
- Alcantara interior trim, Senotex instrument masks, larger tachometer and electronic speedometer, moulded bucket seats, anti-slip pedal pads, individually numbered header rail plaque.

'94 Model Year Introduction: July '93

- Esprit S4 (U.K. & Export inc. USA); VIN: R 1090
- Sport 300 (U.K. & Export, not USA); VIN: R 8012

U.K. and Export S4 and Sport 300 unchanged. USA S4 introduced with following changes from U.K./Export spec.:

- Different window lift motors with no 'one touch' or obstruction sensing.

Dual S.I.R. for USA and LHD Export: September '93

- Esprit S4 (USA & LHD Export); VIN: R 1163

Introduced as legal requirement for USA cars, and as option in some LHD markets. S.I.R. equipment as driver only S.I.R. with following changes:

- Passenger side inflator module mounted in place of glovebox.
- Passenger side knee bolster.
- New DERM and dual pole arming sensor.

Revised Wiring Harness: December '93

- Esprit S4 LHD; VIN: R 1242
- Esprit S4 RHD; VIN: R 1250
- Sport 300; VIN: R 8030

As previous with following changes:

- Wiring harnesses rationalised.
- Electrical components resited inc. engine bay components to RHR wheelarch.
- Addition of sensing switches to front bonnet and tailgate for alarm and illumination.
- Addition of front luggage compartment lamp, and 'lights on' buzzer (non-USA).
- New type inertia switch RHF engine bay, and Elan type electric aerial for some markets, LHR quarter.
- New engine coolant header tank, with incorporation of chargecooling system.

Brembo Brakes on S4 Models: June '94

- Esprit S4 Non-USA; VIN: R 1443 (+ R 1377) July '94
- Esprit S4 USA; VIN: S 1391 June '94

Applicable only to S4 models. Introduction on USA cars coincides with intro. of otherwise unchanged '95 M.Y. USA S4. Changes include the following:

- Front brakes; four piston calipers and larger discs. Rear brakes; new calipers and larger ventilated discs.
- Rear circuit pressure limiting/proportioning valve deleted.
- Revised front hubs and rear hub carriers.
- 16" spare wheel supplied to clear new brakes.

'95 Model Year Introduction

Introduction of 'CFC Free' R134a Air Conditioning System : March 1995

- Esprit S4 VIN: S 2031 (RHD) S 2017 (LHD)
- Esprit S4S (non-USA) VIN: S 4035 (RHD) S 4006 (LHD)
- Esprit S4S (USA) VIN: S 3012
- Sport 300 VIN: S 8059

Changes include the following:

- Compressor; changed to accommodate different oil requirement, high pressure relief valve incorporated on rear cover, service Shraeder valves replaced by snap connectors in the suction and discharge hoses.
- Condenser; pair of square shaped parallel flow condensers mounted side by side and mounted in parallel. The condensers are sandwiched, as previously, between the engine radiator and a new, separate chargecooler radiator.
- Receiver-Drier; new type due change of molecular sieve material
- Hoses and Pipework; modified due increased permeability of the new gas.

'95 M.Y. S4S & non-USA '95 M.Y. S4: January '95

- S4(non-USA); VIN: S 2000(+ 1496)
- S4S(USA) VIN: S 3000
- S4S(non-USA) VIN: S 4000

As previous with following principal changes:

- Caerfont instruments with 100 mm speedo and tacho, analogue clock. Oil temp. gauge and ice detection deleted. Footwell lamps added.
- Revised trim stitching. Walnut veneer replaces 'carbon fibre' instrument panel and door finishers. Sport 300 style seats on non-USA S4S.
- S4S: 285 bhp engine with revised turbo, inlet valves and ECM. Uprated clutch cover.
- Non-USA S4S: Enlarged body wheelhousings, wheelarch spats, Sport 300 rear aerofoil.
- Non-USA S4S: Wider O.Z. Futura 3-piece wheels with Michelin 235/40 ZR17 front and 285/35 ZR18 rear tyres. Revised springs and dampers.
- USA S4S: O.Z. Futura 3-piece wheels in unchanged size with unchanged Goodyear tyres.
- Non-USA S4S: Uprated chassis with reinforced backbone and revised rear spring platforms.

Function CodeContents

<u>10.00</u>	<u>BODY STRUCTURE</u>
10.01A	Bodyshell & Front Body Repair Sections
10.02A	Rear Body Repair Sections
10.03A	Body to Chassis Fixings
10.04A	Body Attachment 'Bobbins'
10.05A	Body Crossbeams, Jacking Plates
10.07A	Headlamp Pods & Pivots
10.09A	Front Bonnet & Release Mechanism
10.11A	Tailgate & Release Mechanism
10.13A	Engine Compartment, Undertray
10.15A	Door Shell, Beam, Hinges, Hinge Post
10.17A	Door Handles, Lock Mechanism, Striker Posts
10.23A	S4: Bumpers, Sills, Valances, Spoilers
10.23B	Sport 300: Bumpers, Sills, Valances, Spoilers
10.31A	Towing Eye & Fixings

11.00 GLAZING, DOOR WEATHERSTRIPS, WINDOW LIFT

11.01A	Glass, Finishers, Door Weatherstrips
11.02A	Door Window Frames, Window Lift Mechanism
11.05A	Glass Roof
11.05B	Composite, Fixed Composite Roof

12.00 EXTERIOR HARDWARE & TRIM

12.01A	Capping Rails, Air Scoops, Wind Deflector
12.02A	Fuel Filler Flaps & Release Mechanism
12.05A	Decals & Badges
12.07A	Licence Plate Plinths
12.09A	Door Mirrors

13.00 SEATS & SEAT BELTS

13.03A	Seat Frames, Runners, Recline Mechanism
13.09A	Seat Foams, Suspension, Lumbar Support
13.11A	Trimmed Seats, Covers
13.27A	Seat Belts & Reel Covers

14.00 PEDAL BOX & FASCIA

14.01A	Pedal Box & Pedals, Throttle Cable
14.05A	Except Dual S.I.R.: Fascia Trim, Knee Bolster
14.05B	Dual S.I.R: Fascia Trim, Knee Bolster
14.07A	Binnacle Instrument Panel & Masks
14.08A	Centre Console, Climate Controls Mtg. Brkt.
14.10A	Trimmed Instrument Binnacle
14.12A	Glovebox

Function CodeContents

<u>30.00</u>	<u>CHASSIS</u>
30.01A	Chassis, Engine Bay Stiffener

31.00 SUSPENSION

31.01A	Front Suspension & Hubs
31.03A	Rear Suspension & Hubs

32.00 STEERING

32.03A	Power Steering Rack, Lower Column
32.05A	Upper Steering Column & Wheel, Lock & Ign. Switch

33.00 BRAKES

33.01A	S4 Prior VIN *: Brake Calipers & Discs
33.01B	S4 From VIN *: Brake Calipers & Discs
33.01C	Sport 300: Brake Calipers & Discs
33.03A	Booster/Master Cylinder, Pump, Accumulator
33.03B	Hydraulic System, Brake Pipes & Hoses
33.05A	Parking Brake Mechanism

34.00 WHEELS & TYRES

34.01A	Wheels, Tyres, Spare Wheel Retention
--------	--------------------------------------

40.00 ENGINE

40.01A	Block, Main Bearing Housing, Engine Mountings
40.03A	Oil Sump
40.05A	Cylinder Head & Gasket, Valves, Guides & Springs
40.07A	Cam Housings, Camshafts, Tappets
40.09A	Pistons & Liners, Connecting Rods
40.11A	Crankshaft, Flywheel
40.13A	Water Pump
40.15A	Auxiliary Housing, Oil Pump, Turbo Oil Pipes
40.17A	D.I. Module/Ignition Coils, H.T. Leads, Spark Plugs
40.19A	Alternator, Starter Motor
40.21A	Exhaust Manifold, Turbocharger
40.23A	A.C. Compressor, Mounting Bracket, Jockey Wheel
40.25A	Power Steering Pump, Pulley, Mounting Bracket
40.28A	Engine Upper Gasket Set
40.28B	Engine Lower Gasket Set

41.00 BELTS & PULLEYS

41.01A	Camshaft Belt, Toothed Pulleys, Tensioner
41.03A	Auxiliary Drive Belts & Pulleys

15.01A Roof Trim, Interior Mirror, Sun Visors
15.11A Rear Bulkhead Trim, Bulkhead Pocket
15.13A Door Trim
15.19A Tunnel Trim, Gear Lever Gaiters
15.24A Luggage Compartment Carpet
15.30A Passenger Compartment Carpet, Handbrake Gaiter

16.00 **SOUND INSULATION**

16.01A S4: Passenger Compartment Sound Insulation
16.02A Body Underside Sound Insulation

17.00 **ELECTRICAL**

17.01A Harnesses, Leads & Fuses
17.03A Prior VIN *: Relays, Modules & Horns
17.03B From VIN *: Relays, Modules & Horns
17.03C Prior VIN *: Engine Bay Relay Box & Inertia Switch
17.03D From VIN *: Engine Control Relays & Inertia Switch
17.05A Driver Operated Switches & Cigar Lighter
17.06A Engine Management ECM & Sensors
17.06B S.I.R.: Inflator Modules, D.E.R.M. & Sensors
17.06C ABS: ECM & Sensors
17.07A Instruments, Senders, Tell Tales, Clock
17.09A S4: Speedo Cable
17.11A Lamps (except headlamps), Door Switches
17.13A Headlamps, Carriers & Masks
17.15A Headlamp Pod Motors & Lift Mechanism
17.21A Windscreen Wiper Mechanism & Washers
17.27A Audio Equipment, Speakers, Aerial
17.29A Earth Braids & Suppression Devices
17.31A Battery & Battery Cables
17.33A Alarm System Controller & Sensors

18.00 **HEATER/AIR CONDITIONING**

18.01A Heater/Air Conditioning Assembly, Casings
18.03A Condenser, Evaporator, Rec. Drier, Hoses
18.05A Heater Matrix, Water Valve & Plumbing
18.07A Interior Blower Motor
18.09A Rotary Controls, Graphic Panel, Screen Flap Mech.
18.11A Vacuum Pipes, Valves, Flaps, Actuators, Vacuum Pump
18.13A Intake Plenum, Ducting, Outlets & Vents

19.00 **LABELS & LITERATURE**

19.01A Labels
19.03A Owner's Handbooks & Service Notes Manuals

42.07A Inlet Manifold, Fuel Rail, IAC Valve

43.00 **EMISSION EQUIPMENT**

43.03A Vacuum Hoses & Valves, Crankcase Breather Valve

44.00 **FUEL SYSTEM**

44.01A Fuel Tanks, Filler Necks, Gauge Sender Unit
44.03A Fuel Pump, Filter, Fuel Pipes
44.05A Evaporative Loss System

45.00 **EXHAUST SYSTEM**

45.01A Exhaust System & Mountings, Ex. Back Press. Valve
45.05A Heat Shields

46.00 **COOLING SYSTEM**

46.01A Radiator & Duct, Rad. Fans, Header Tank, Pipework
46.03A Oil Coolers, Ducts & Hoses
46.05A Engine Bay Cooling Ducts & Trunking
46.10A Chargecooler, Pump, Radiator, Pipes

47.00 **TRANSMISSION**

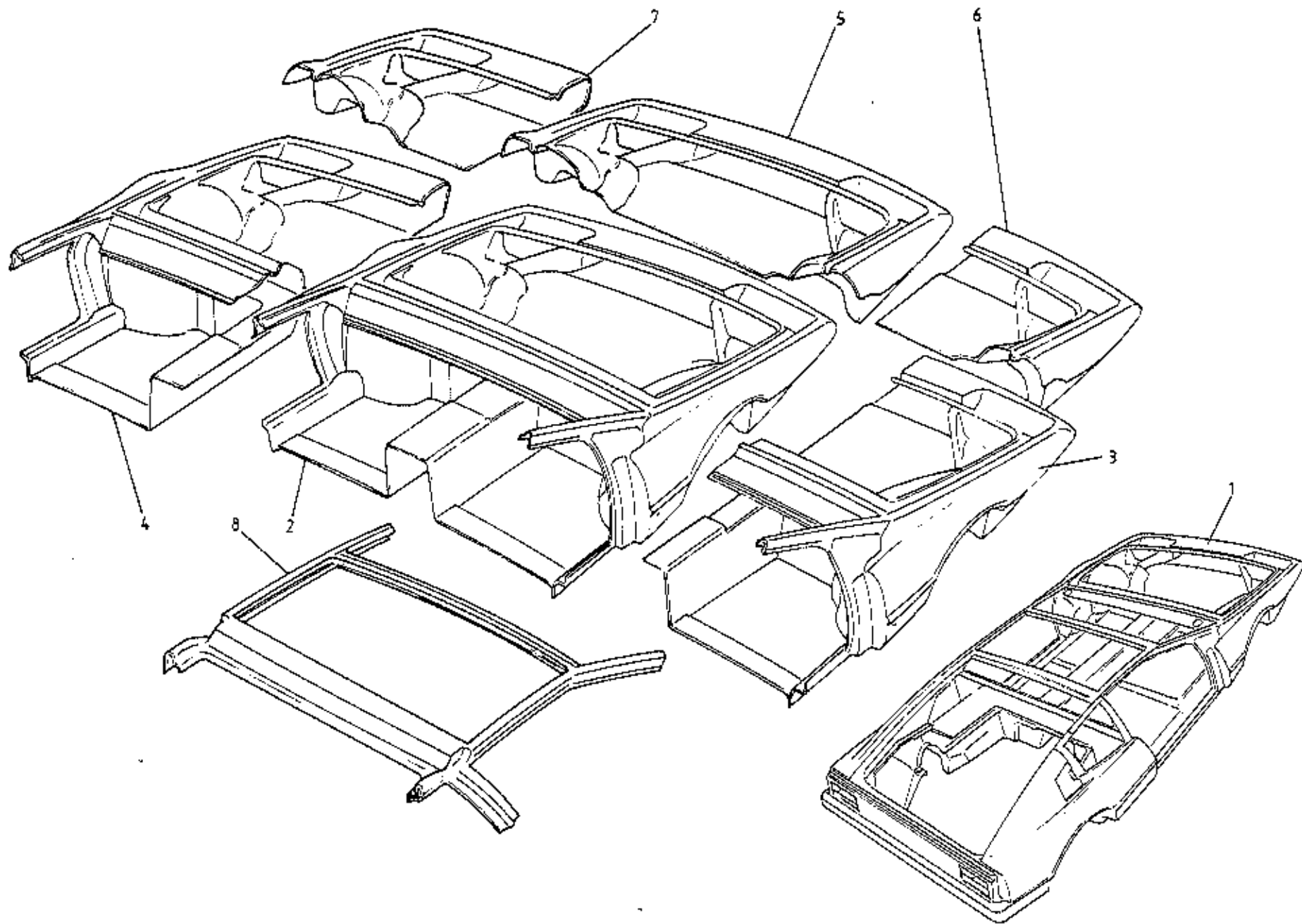
47.01A Clutch & Release Mechanism
47.03A Transmission Assembly & Mountings
47.05A Gearchange Mechanism - external
47.06A Gear Selector Mechanism - internal
47.07A Gears, Shafts & Bearings
47.11A Crownwheel & Pinion, Differential
47.15A Driveshafts

60.00 **TOOLS**

60.01A Toolkit, Jack & Handle, Wheelbrace & Stowage
60.02A Engine Special Tools
60.03A Delco Injection Special Tools
60.04A Renault Transmission Special Tools & Adhesives
60.05A ABS, S.I.R. & Body Special Tools

80.00 **BULK ITEMS**

80.05A Sealants & Adhesives
80.20A Touch-in Paint



ESPRIT '93
10-01A



FUNCTION CODE	CONTENTS:	QUANTITY						REMARKS
		S4	NON USA S4S	USA S4S	SPORT 300			
10.01A	PART DESCRIPTION	PART NUMBER						
1	Bodyshell, RHD, glass roof	A082B5228S*	1				* Prior VIN No.: # From VIN No. : S 2034 (S4) S 3095 (USA S4S)	
	" " " "	C082B5228S#	1					
	" " " "	B082B5228S		1				
	" " composite roof	P691.1001.029AS				1		
	" " " "	A082B5229S*	1					
	" " " "	C082B5229S#	1					
	" " " "	B082B5229S		1				
	" " bonded roof	P691.1001.030AS				1		
	Bodyshell, LHD, glass roof, except dual SIR	P691.1001.020AJ				1		
	" " " " " " "	A082B5230S*	1					
	" " " " " " "	E082B5230S#	1					
	" " " " , with dual SIR	B082B5230S		1				
	" " " " " " "	C082B5230S*	1					
	" " " " " " "	F082B5231S#	1					
	" " " " " " "	D082B5230S		1				
	" " " " " " "	A082B5302S*			1			
	" " " " " " "	B082B5302S#			1			
	" " composite roof, except dual SIR	P691.1001.031AS				1		
	" " " " " " "	A082B5231S*	1					
	" " " " " " "	E082B5231S#	1					
	" " " " , with dual SIR	B082B5231S		1				
	" " " " " " "	C082B5231S*	1					
	" " " " " " "	F082B5231S#	1					
	" " " " " " "	D082B5231S		1				
	" " " " " " "	A082B5303S*			1			
	" " " " " " "	B082B5303S#			1			
	" " bonded roof	P691.1001.032AS				1		
	" " " " " " "	P691.1001.003AJ				1		



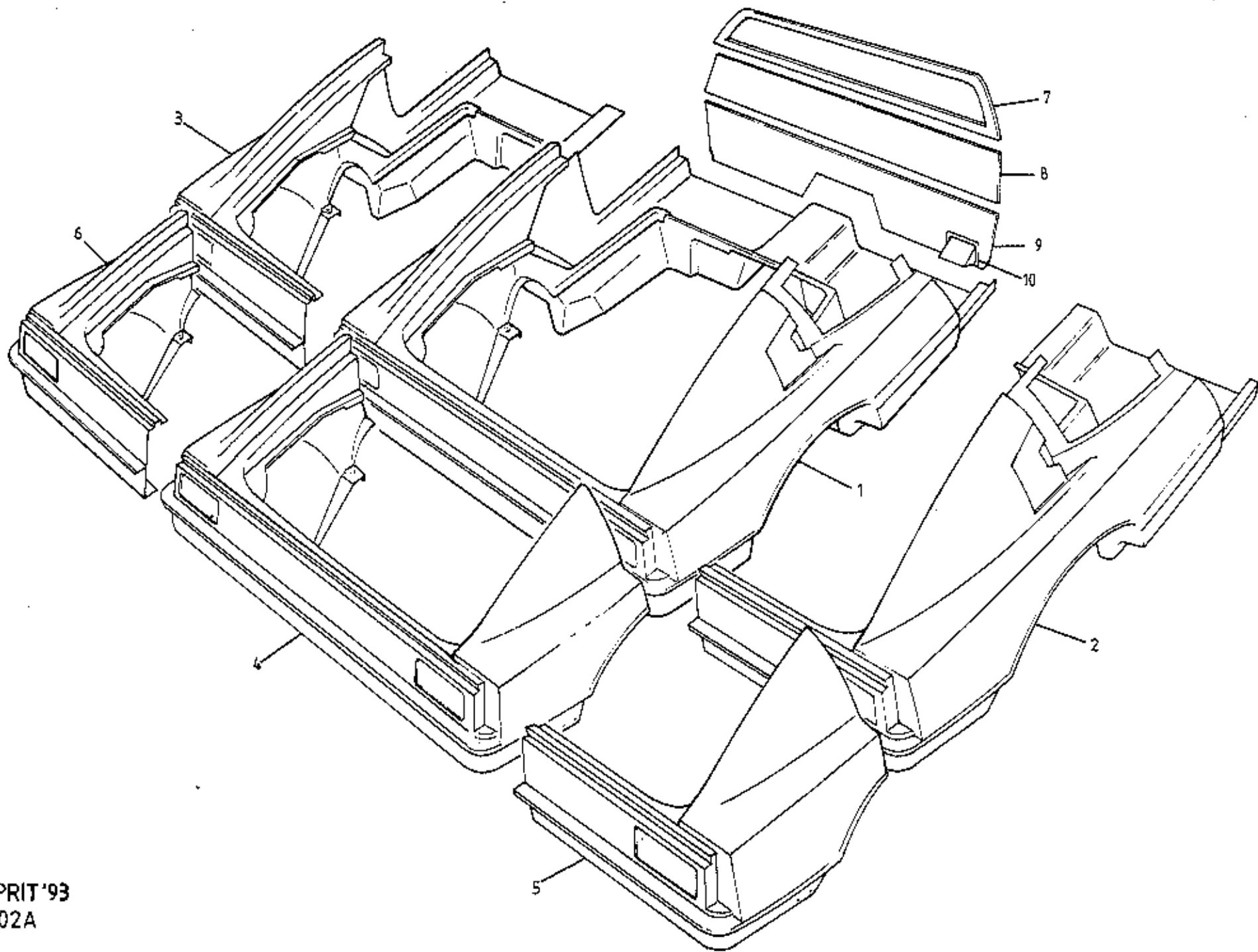
FUNCTION CODE	CONTENTS: Bodyshell & Front Body Repair Sections	QUANTITY				REMARKS	
		S4	USA S4S	NON USA S4S	SPORT 300		
10.01A	PART DESCRIPTION	PART NUMBER	S4	USA S4S	NON USA S4S	SPORT 300	
2	Body Section, full nose, full width, RHD	A082B5215S*	1				* Prior VIN No.: # From VIN No. : S 2034 (S4) S 3095 (USA S4S) Except dual SIR " " " Dual SIR " " Except dual SIR Dual SIR
	" " " " " " "	B082B5215S#	1				
	" " " " " " "	C082B5215S			1		
	" " " " " " "	P691.1001.033AS				1	
	" " " " " " LHD	A082B5216S*	1				
	" " " " " " "	B082B5216S#	1				
	" " " " " " "	C082B5216S*	1	1			
	" " " " " " "	D082B5216S#	1	1			
	" " " " " " "	E082B5216S			1		
	" " " " " " "	F082B5216S			1		
	" " " " " " "	P691.1001.034AS				1	
3	Body Section, full nose, RH half, RHD	A082B5220S*	1				Except dual SIR " " " Dual SIR " " Except dual SIR Dual SIR
	" " " " " " "	B082B5220S#	1				
	" " " " " " "	C082B5220S			1		
	" " " " " " "	P691.1001.036AS				1	
	" " " " " " LHD	A082B5218S*	1				
	" " " " " " "	B082B5218S#	1				
	" " " " " " "	C082B5218S*	1	1			
	" " " " " " "	D082B5218S#	1	1			
	" " " " " " "	E082B5218S			1		
	" " " " " " "	F082B5218S			1		
	" " " " " " "	P691.1001.038AS				1	
4	Body Section, full nose, LH half, RHD	A082B5217S*	1				Except dual SIR " " "
	" " " " " " "	B082B5217S#	1				
	" " " " " " "	C082B5217S			1		
	" " " " " " "	P691.1001.035AS				1	
	" " " " " " LHD	A082B5219S*	1	1			
	" " " " " " "	B082B5219S#	1	1			
	" " " " " " "	E082B5219S			1		
	" " " " " " "	P691.1001.037AS				1	



FUNCTION CODE	CONTENTS: Bodyshell & Front Body Repair Sections	QUANTITY				REMARKS
		S4	USA S4S	NON USA S4S	SPORT 300	
10.01A	PART DESCRIPTION	PART NUMBER				
5	Body Section, mid nose, full width	C082B4828S*	1	1		
	" " " " " "	B082B4828S#	1	1		* Prior VIN No. :
6	" " " " RH half	P691.1001.039AS				# From VIN No. :
	" " " " " "	C082B4830S	1			S 2034 (S4)
7	" " " " LH half	P691.1001.040AS				S 3095 (USA S4S)
	" " " " " "	C082B4831S	1			
		P691.1001.041AS				
8	Body Section, roof, removeable glass	A082B4851S	1	1	1	
	" " " " " "	P691.1001.044AS				
	" " " removeable composite	B082B4851S	1	1	1	
	" " " " "	P691.1001.043AS				
	" " " bonded roof	P691.1001.042AS				

1995 / 02

Esprit range: '93 M.Y. onwards
d6 10.01A

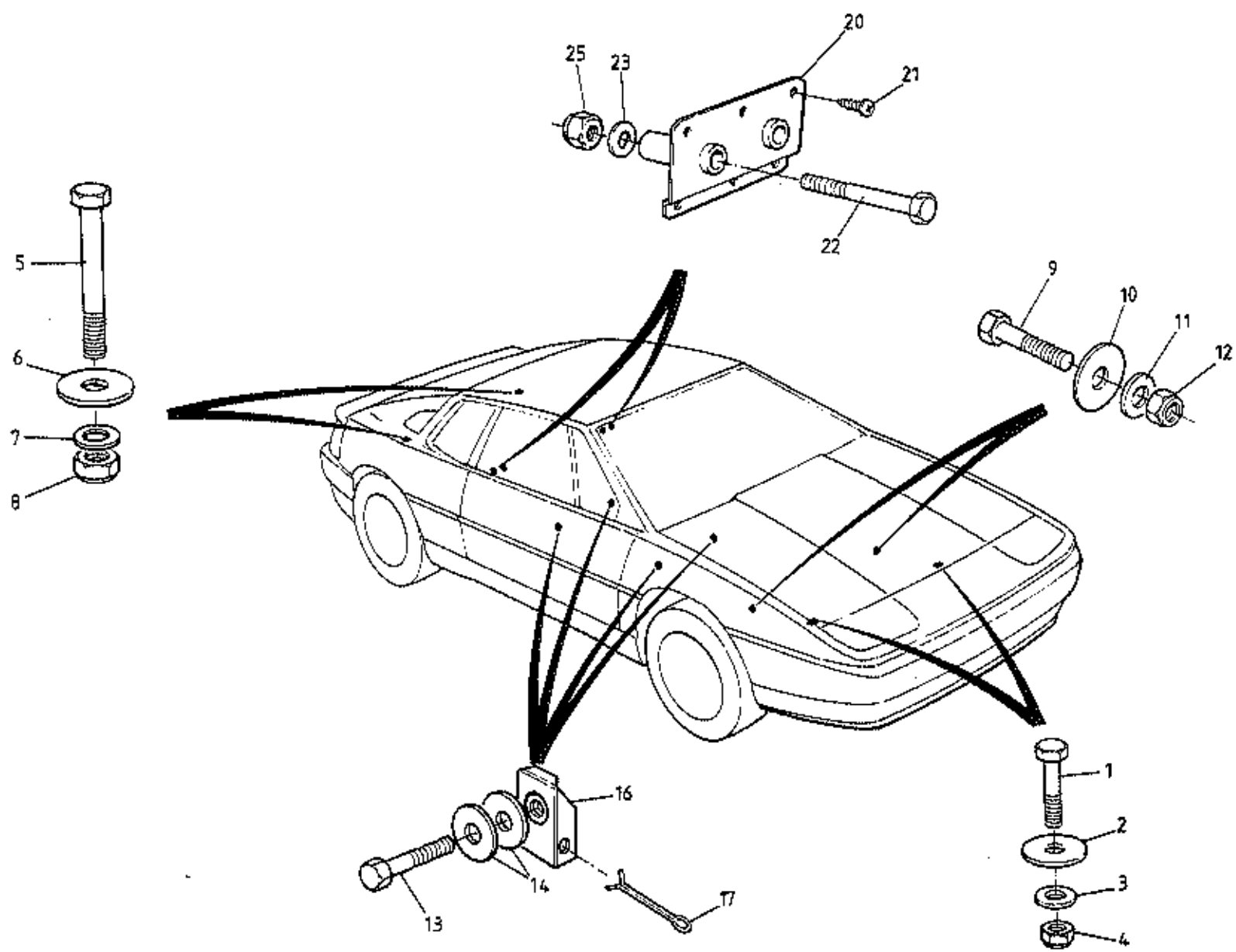


ESPRIT '93
10.02A



FUNCTION CODE	CONTENTS: Rear Body Repair Sections	QUANTITY		REMARKS
		S4 S4S	SPORT 300	
10.02A	PART DESCRIPTION	PART NUMBER		
1	Body Section, Full Rear, Full Width	A082B5232S	1	
	" " " " " "	C082B5232S	1	USA S4S*
	" " " " " "	P691.1001.045S		1
2	" " " " RH Half	A082B5234S	1	
	" " " " " "	C082B5234S	1	USA S4S*
	" " " " " "	P691.1001.046S		1
3	" " " " LH Half	A082B5233S	1	
	" " " " " "	C082B5233S	1	USA S4S*
	" " " " " "	P691.1001.047S		1
4	Body Section, Short Rear, Full Width	A082B5235S	1	
	" " " " " "	C082B5235S	1	USA S4S*
	" " " " " "	P691.1001.048S		1
5	" " " " RH Half	A082B5236S	1	
	" " " " " "	C082B5236S	1	USA S4S*
	" " " " " "	P691.1001.050S		1
6	" " " " LH Half	A082B5237S	1	
	" " " " " "	C082B5237S	1	USA S4S*
	" " " " " "	P691.1001.049S		1
				* Fettle to accept the optional Sport 300 type aerofoil
7	Bulkhead, Rear Upper	B082B4679F	1)
8	" Rear Centre	E079B4675F	1)Timber
9	" Rear Lower	C082B4876F	1)
10	Speaker Enclosure, Rear Bulkhead, RH	A082B4574K	1	
	" " " " LH	A082B4573K	1	
	Pop Rivet, Speaker Enclosure Fixing	A082W6323F	8	

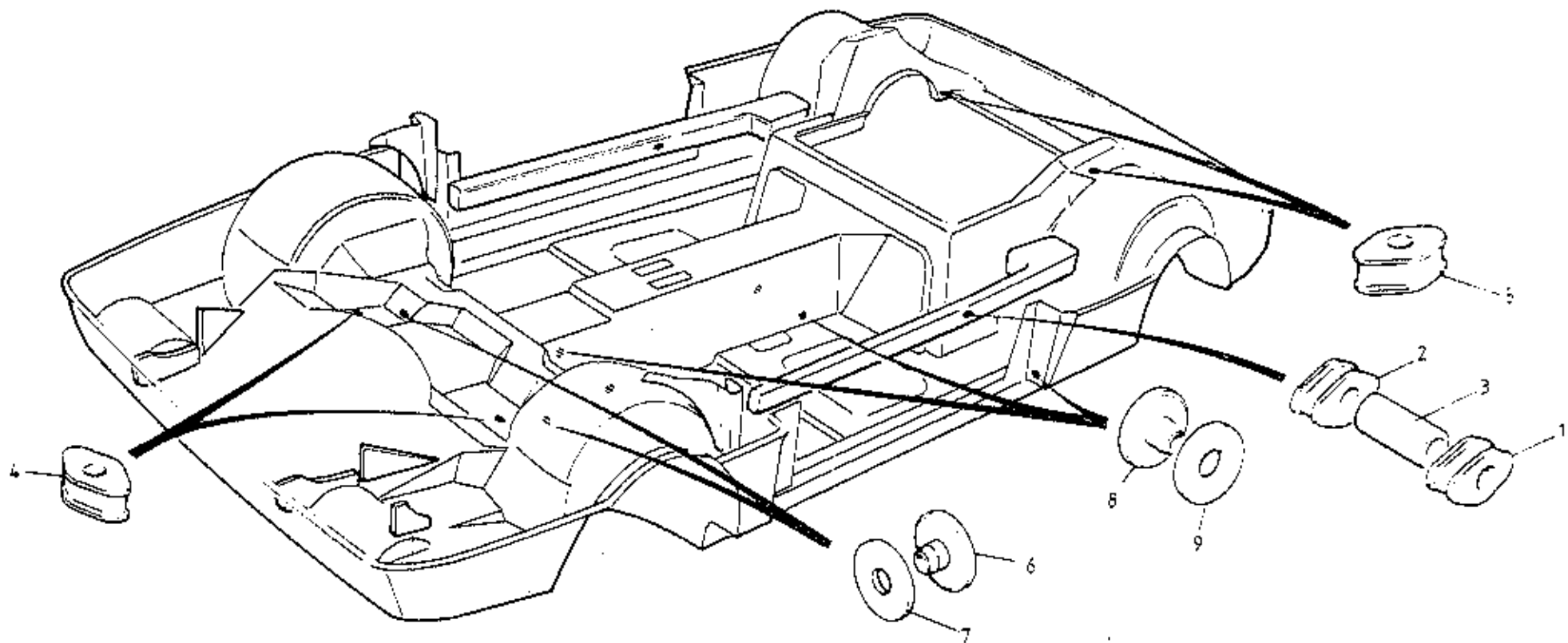
Esprit range: '93 M.Y. onwards
d6 10.02A



ESPRIT '93
1003A



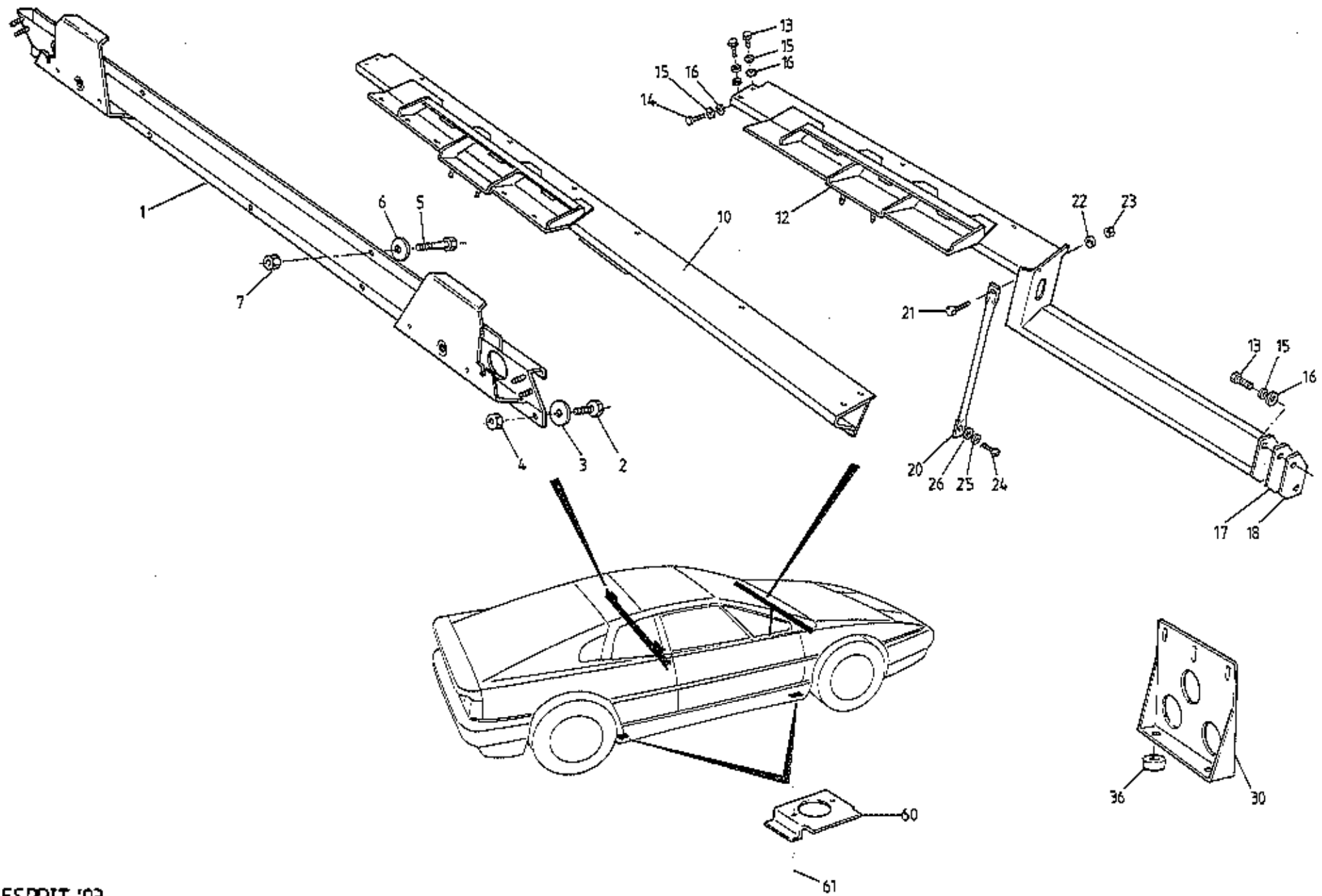
FUNCTION CODE	CONTENTS: Body to Chassis Fixings	QUANTITY		
		ALL		REMARKS
10.03A	PART DESCRIPTION	PART NUMBER	ALL	
1	Bolt, M8 x 40, body to front X-member	A075W2039Z	2	
2	Washer, flat, body to front X-member fixing	A075W4022F	2	
3	Washer, M8, " " " " "	A075W4020Z	2	
4	Nut, Nyloc, M8, " " " " "	A075W3010Z	2	
5	Bolt, M10 x 120, body to rear X-member	A075W2064F	2	
6	Washer, flat, M10 x 30, body to rear X-member	A075W4027Z	2	
7	Washer, flat, M10 x 20, " " " "	A075W4024Z	2	
8	Nut, Nyloc, M10, " " " "	A075W3011Z	2	
9	Bolt, M10 x 45, footwell to chassis	A075W2053Z	2	
10	Washer, flat, M10 x 30, footwell to chassis fix	A075W4027Z	2	
11	Washer, flat, M10 x 20, " " " "	A075W4024Z	2	
12	Nut, Nyloc, M10, " " " "	A075W3011Z	2	
13	Bolt, M8 x 30, tunnel side to chassis	A075W2037Z	4	
14	Washer, flat, tunnel side to chassis fixing	A075W4022Z	4	
16	Nut Plate, tunnel side to chassis fixing	A082A4297F	4	
17	Split Pin, nut plate to chassis	A082W6502F	4	
20	Mounting Plate, rear bulkhead body/chassis	A082A4351F	2	
21	Screw, No.10 x 3/4", plate to bulkhead	A075W5041Z	12	
22	Bolt, M8 x 65, rear bulkhead body/chassis	A075W2044Z	4	
23	Washer, flat, " " " "	A075W4020Z	8	
25	Nut, Nyloc, M8, rear body mounting	A075W3010Z	4	



ESPRIT '93
10-04A



FUNCTION CODE	CONTENTS: Body Attachment 'Bobbins'	QUANTITY		REMARKS
		ALL		
10.04A	PART DESCRIPTION	PART NUMBER	ALL	
1	Bobbin, threaded, 7/16" UNF, seat belt anchor	A075B2170Z	2	
2	Bobbin, plain, M12.5, " " "	C075B2169Z	2	
3	Spacer, sill bobbins	A082B4863F	2	
4	Bobbin, plain, M8.5, front body/chassis fixing	C075B2166Z	2	
5	Bobbin, plain, M10.5, rear body/chassis fixing	C075B2165Z	2	
6	Bobbin, male, 12mm, footwell/chassis	AX75B2267Z	2	
7	Bobbin, female, 12mm, " " "	AX75B2254Z	2	
8	Bobbin, male, 12mm, tunnel side & striker post	AX75B2267Z	6	
9	Bobbin, female, 12mm, " " " "	AX75B2254Z	6	



ESPRIT '93
 10-05A



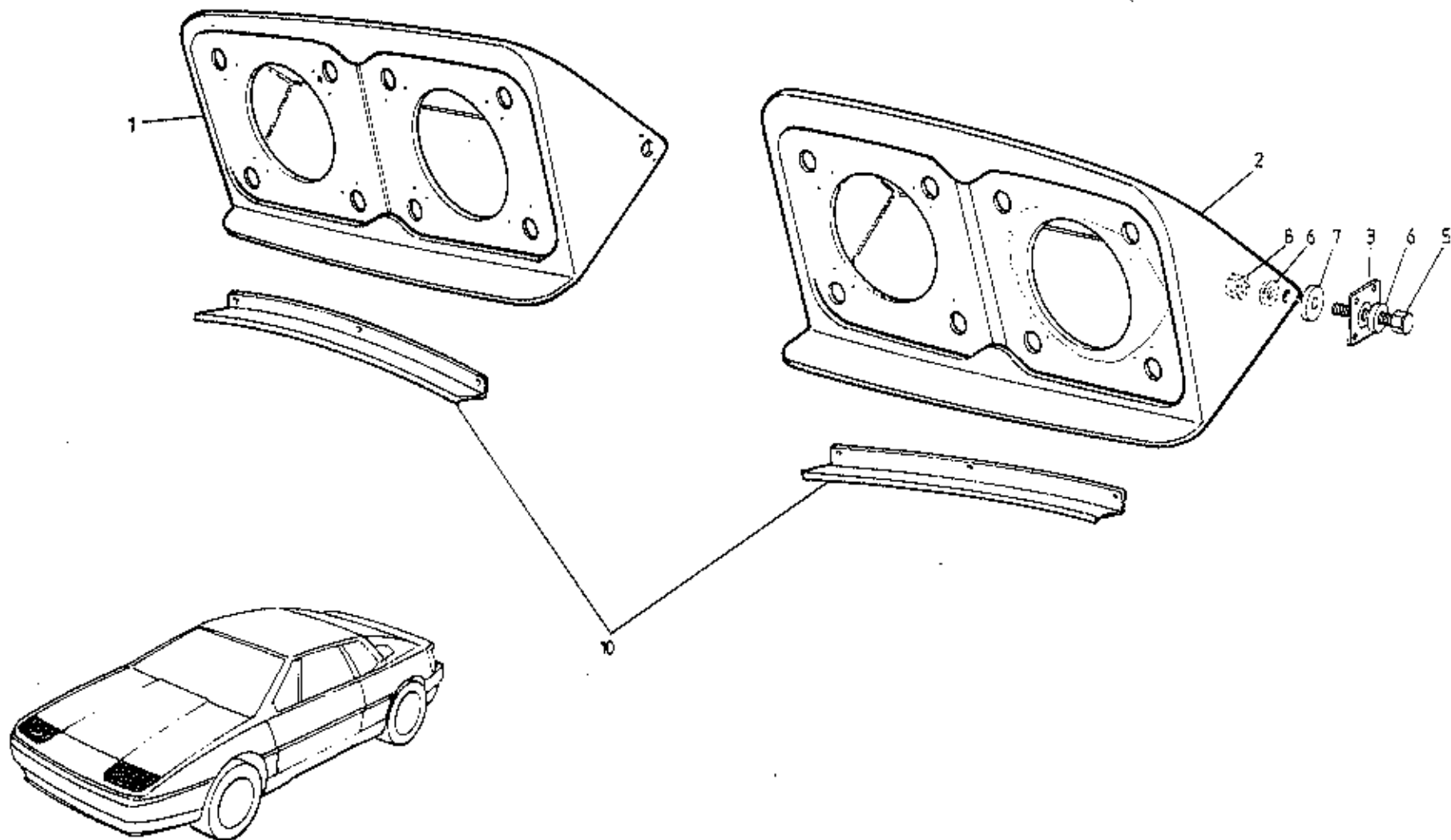
FUNCTION CODE	CONTENTS: Body Crossbeams, Jacking Plates	QUANTITY		REMARKS
		EXCEPT D. SIR	DUAL S.I.R	
10.05A	PART DESCRIPTION	PART NUMBER		
1	Crossbeam, rear bulkhead, seatbelt mounting	J079U4309F	1	1
2	Bolt, thinhead, beam end to door aperture	A079U4317F	4	4
3	Washer, large o/d, " " " "	A075W4021Z	4	4
4	Nut, M8, crossbeam fixing	A075W3021Z	2	2
5	Setscrew, M6 x 25, beam to bulkhead	A075W1031Z	12	12
6	Washer, M6 large o/d " " "	A075W4017Z	12	12
7	Nut, Nyloc, M6, " " "	A075W3009Z	7	7
	Crossbeam, scuttle, RHD	A082U7476F	1	
	" " " "	P691.1005.004AK	1	
10	" " LHD	A082U7475F	1	
	" " " "	P691.1005.003AK	1	
12	" " " "	A082U7657F		1
13	Setscrew, M8 x 25, beam to hinge post	A075W1039Z	4	4
14	Setscrew, M8 x 20, " " " "	A075W1038Z	2	2
15	Washer, spring, M8, " " " "	A075W4036Z	6	6
16	Washer, flat, M8 x 16, " " "	A075W4020Z	6	6
17	Shim, scuttle beam to door hinge post, 1.5 mm	A082U7657F		A/R
18	" " " " " " " 2.5 mm	A082U7655F		A/R
20	Strut, scuttle crossbeam support	A082A4246F	1	1
21	Setscrew, M6 x 20, strut to crossbeam	A075W1030Z	1	1
22	Washer, flat, M6 x 12, " " "	A075W4013Z	1	1
23	Nut, Nyloc, M6, " " "	A075W3009Z	1	1
24	Setscrew, M6 x 30, strut to chassis	A075W1032Z	1	1
25	Washer, spring, strut to chassis	A075W4035Z	1	1
26	Washer, Flat, strut to chassis	A075W4013Z	1	1
30	Brace, scuttle beam to chassis tunnel	P691.1005.001AF	1	
	Edging Strip, rubber, scuttle brace lower holes	A085U6080V	470mm	
	Foam Seal, scuttle brace to body	P691.1101.001AK	1	
	Setscrew, M6 x 20, brace to scuttle beam	A075W1030Z	3	
	Flat Washer, " " " "	A075W4013Z	3	
	Nyloc Nut, M6, " " " "	A075W3009Z	3	
36	Spacer, brace to chassis	P691.1005.002AF	2	
	Bolt, M10 x 40, brace to chassis	A075W2052Z	2	
	Flat Washer, " " " "	A075W4024Z	2	
60	Jacking Plate	A082U7571F	4	4
61	Pop Rivet, jacking plate fix	A075W6069Z	8	8

S4) Non-S.I.R.
Sport 300)
S4 non-S.I.R. or driver only S.I.R.
Sport 300 non-S.I.R.

) Except Sport 300 without a.c.

) Sport 300 without a.c.

Esprit range: '93 M.Y. onwards
10.05A

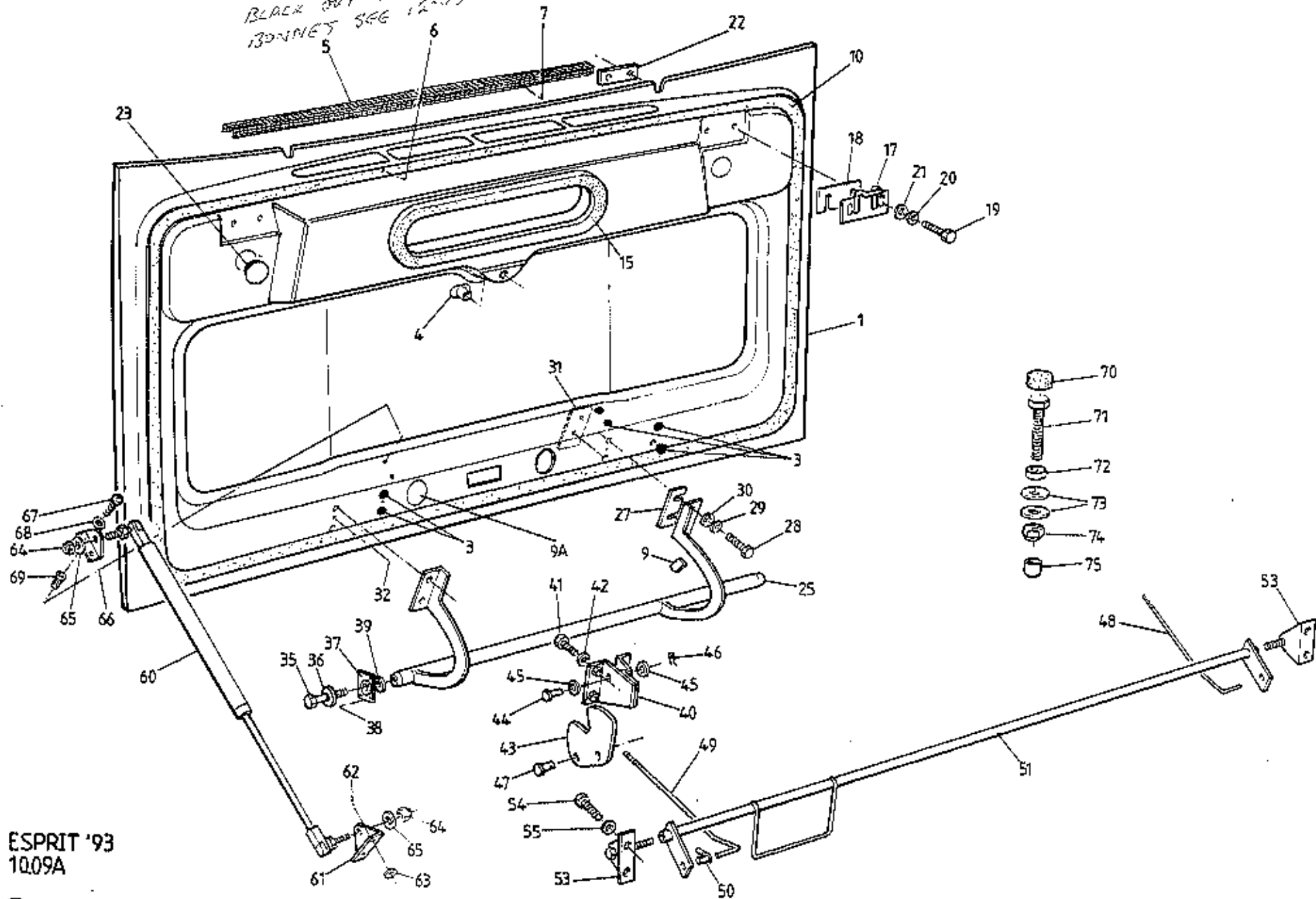


ESPRIT '93
1007A



FUNCTION CODE	CONTENTS:	Headlamp Pods & Pivots		
		QUANTITY		
10.07A	PART DESCRIPTION	PART NUMBER	ALL	REMARKS
1	Headlamp Pod, RH (6" dia. headlamps)	C082B4852K	1) Europe) > USA, CDN, AUL, J >) France)
2	" " LH " " " "	C082B4853K	1	
	Headlamp Pod, RH (5 3/4" dia. headlamps)	C082B4854K	1	
	" " LH " " " "	C082B4855K	1	
	Headlamp Pod, RH	B082B4980K	1	
	" " LH	B082B4979K	1	
3	Ball Joint, pod pivot	A082U5897F	4	
	Pop Rivet, ball joint to pod	A075W6092Z	16	
5	Setscrew, M6 x 30, pod outer pivot	A075W1032Z	2	
6	Washer, flat, M6 x 18, " "	A075W4018Z	4	
7	Washer, flat, M6 x 25, " "	A075W4065Z	2	
8	Nut, Nyloc, M6, " "	A075W3009Z	2	
10	Watershield, headlamp motor	B079U4459K	2	
	Pop Rivet, watershield to body	A075W6071Z	6	
	Cover, drain hole, pod well	A082B6141K	2	

BLACK OUT FILM
BONNET SEG 12-75



ESPRIT '93
1009A



FUNCTION CODE	CONTENTS: Front Bonnet & Release Mechanism	QUANTITY		REMARKS
		ALL		
10.09A	PART DESCRIPTION	PART NUMBER	ALL	
1	Bonnet Panel (Hand Lay)	A082B6233K	1) Alternatives
	" " (VARI)	A082B5155K	1)
3	Grommet, blanking	A089U6056F	6	
4	Funnel, bonnet plenum drain	A082P6056F	1	
5	Grille, interior air intake	A082B5257K	1	
6	Pop Rivet, grille to bonnet	A075W6092Z	3	
7	Washer, pop rivet	A075W4001Z	3	
9	Edge Clip, bonnet lamp wiring to hinge	A075W6047Z	3	
9a	Grommet, bonnet lamp wiring unused hole blank	A079U6033F	1	
10	Weatherseal, bonnet	A082U7058F	1	
	Primer, bonnet seal	B082U6199V	A/R	
	Double Sided Tape, weatherseal to bonnet	A082U6198V	1.2m	
15	Seal, bonnet to heater plenum, 20mm thick	A082U7304F) 1) Selective
	" " " " " 25mm thick	A082U7305F))
17	Striker, bonnet catch	A079U4266F	2	
18	Shim, striker to bonnet, 1.2mm	A075U0618Z	A/R	
	" " " " 2.5mm	A082U7415F	A/R	
19	Setscrew, M8 x 25, striker fix	A075N1039Z	4	
20	Washer, spring, M8, " "	A075W4036Z	4	
21	Washer, flat, M8, " "	A075W4021Z	4	
22	Tapping Plate, bonnet catch striker	A079U1448F	2	
23	Grommet, tapping plate access	A079U6033F	2	
25	Hinge Bar, Bonnet	D085U5828F	1	RHD
	" " "	D085U5827F	1	LHD
27	Shim Plate, hinge to bonnet	A076U0600Z	A/R	
28	Setscrew, M8 x 30, hinge to bonnet fix	A075W1040Z	4	
29	Washer, spring, " " " "	A075W4035Z	4	
30	Washer, flat, M8 x 25, " " "	A075W4021Z	4	
31	Tapping Plate, bonnet hinge	A089B2455F	2	
	Pop Rivet, tapping plate fix	A075W6090Z	2	
35	Bolt, M6 x 35, hinge pivot	A075W2029Z	2	
36	Washer, spring, hinge pivot bolt	A075W4035Z	2	
37	Ball Joint, bonnet pivot	A082U5897F	2	
38	Pop Rivet, ball joint to body	A075W6092Z	8	
39	Spacer Washer, flat, M6 x 12, hinge pivot	A075W4013Z	2	

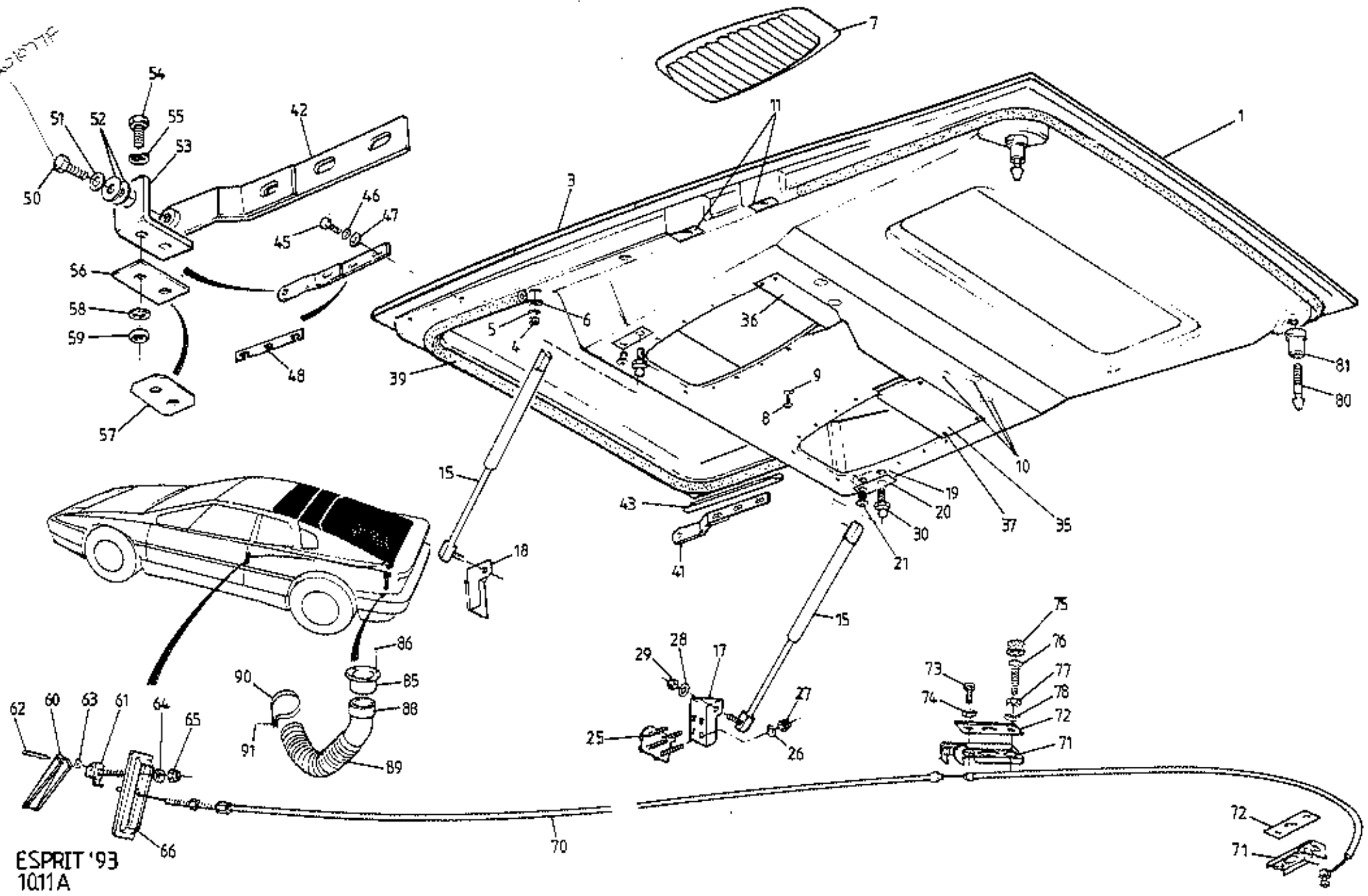


FUNCTION CODE	CONTENTS: Front Bonnet & Release Mechanism	QUANTITY		REMARKS
		ALL		
10.09A	PART DESCRIPTION	PART NUMBER		
40	Bracket, bonnet latch	A082U5825F	2	
41	Screw, 10 UNF X 3/4", bracket fix	A075W5061Z	6	
42	Washer, flat, " "	A075W4000Z	6	
43	Latch Disc, bonnet lock	A082U7149F	2	
44	Clevis Pin, latch disc to bracket	A075W6033Z	2	
45	Washer, flat, disc to bracket	A075W4020Z	4	
46	'R' Pin, latch disc clevis	A075W6175Z	2	
47	Clevis Pin, latch rod to disc	B079U4219F	2	
48	Rod, bonnet lock, RH	B082U5826F	1	
49	" " " LH	A082U7117F	1	
50	Bush & Clip, rod to cross-shaft	A075U6033Z	2	
	Cross-shaft, bonnet release, RHD	A082U7681F	1	RHD
51	" " " " LHD	A082U7680F	1	LHD except Dual S.I.R.
	" " " " LHD	A082U7670F	1)
	Rod, Bonnet Lock, RH	C082U5826F	1) Dual S.I.R.
	Bush & clip, catch rod to cross-shaft, RH	A082U6267F	1)
	Bracket, cross-shaft pivot, RH	A082U7663F	1)
53	Bracket, cross-shaft pivot	A079U4220K	2	
54	Setscrew, M6 x 12, bracket to body	A075W1027Z	4	
55	Washer, flat, " " "	A075W4013Z	4	
60	Gas Strut, bonnet support	B082U6158F	1	
61	Anchor Bracket, gas strut to plenum	A082U7143P	2	
62	Pop Rivet, anchor bracket to plenum	A075W6087Z	4	
63	Washer, pop rivet, " " "	A075W4009Z	4	
64	Nut, Nyloc, M8, gas strut pivot	A075W3010Z	2	RHD
	" " " thin head, gas strut pivot	A907E6284F	2	LHD
65	Washer, flat, M8 x 20, gas strut pivot	A079U4019F W	2	
66	Anchor Bracket, gas strut to bonnet	A082U7143F	1	
67	Setscrew, M5 x 20, bracket to bonnet	A075W5084Z	2	
68	Washer, spring, M5, " " "	A075W4045Z	2	
69	Jacknut, M5, " " "	A076W3043F	2	



FUNCTION CODE	COMMENTS: Front Bonnet & Release Mechanism	QUANTITY		REMARKS
		ALL		
10.09A	PART DESCRIPTION	PART NUMBER		
70	Buffer, bonnet front corner support	X046B6113Z	2	
71	Setscrew, M8 x 35, bonnet support buffer	A075W1041Z	2	
72	Locknut, M8, " " "	A075W3026Z	4	
73	Washer, flat, M8 x 16, " "	A075W4020Z	2	
74	Nut, Nyloc, M8, " " "	A075W3010Z	2	
75	Cap, harness protection	A082B6166F	2	

PROSOLUB 1011A



ESPRIT '93
1011A



FUNCTION CODE	CONTENTS: Tailgate & Release Mechanism	QUANTITY		REMARKS
		ALL		
10.11A	PART DESCRIPTION	PART NUMBER		
1	Tailgate Assembly (With provision for aerofoil)	A082B5057J	1	S4
	" " (No provision for aerofoil)	P691.1011.001AJ	1	1 S4S,Sport 300 (body mounted aerofoil)
3	Canopy, tailgate	B082B5024J	1	
	Nut, M5, Nyloc, canopy to tailgate	A075W3008Z	8	
	Spacer washer, neoprene, canopy to tailgate	A082W4115F	20	
	Washer, flat, canopy fixing	A075W4000Z	8	
7	Grille, tailgate vent	A082B5012F	2	
B	Screw, M4 x 16, grille to tailgate	A082W5141F	22	
9	Washer, flat, grille fixing	A100W4120F	28	
10	Grommet, rear screw fixings	A082U6235F	6	
11	Tape, 40mm wide, aerofoil fixing hole blanking	A082U6072V	A/R	
15	Gas Strut, tailgate support	A082U6169F	2	S4 (With aerofoil on tailgate)
	" " " "	P691.1011.601AF	2	1 S4S,Sport 300 (Body mounted aerofoil)
17	Anchor bracket, strut to bulkhead, RH	B082U7358F	1	
18	" " " " LH	B082U7359F	1	
19	Tapping plate, gas strut to tailgate	A082U7441F	2	
20	Spreader plate, gas strut bracket	A082U7524F	2	
21	Screw, M6 x 16, tap./spreader plate	A082W7105F	2	
25	Studplate, anchor bracket to body	B082U7125F	2	
26	Washer, flat, M6 x 15, studplate to anchor brkt.	A075W4015Z	8	
27	Nut, nyloc, M6, studplate to anchor bracket	A075W3009Z	8	
28	Washer, M8 x 16, gas strut to anchor bracket	A075W4020Z	2	
29	Nut, Nyloc, M8, gas strut to bulkhead bracket	A907E6284F	2	
30	Screw, Btn. Hd., M5 x 40, strut to tailgate	A100W7102F	2	
35	Drip shield, RH tailgate grille vent (large)	B082U5037F	1	
36	" " LH " " (small)	B082B5043F	1	
37	Pop rivet, drip shield fixing	A075W6090Z	5	
	Foam strip, tailgate seal packing	A082U6067F	5.5m	
39	Weatherstrip seal, tailgate	A082U7059F	1	
	Tape, double sided, tailgate seal fixing	A082U6198V	1.2m	
41	Hinge blade, tailgate, RH	C082U5952F	1	
42	" " " LH	C082U5951F	1	
43	Tapping plate, RH	B082U7020K	1	
	" " LH	B082U7021K	1	
45	Screw, M6, stainless, hinge fixing	A100W7096F	6	

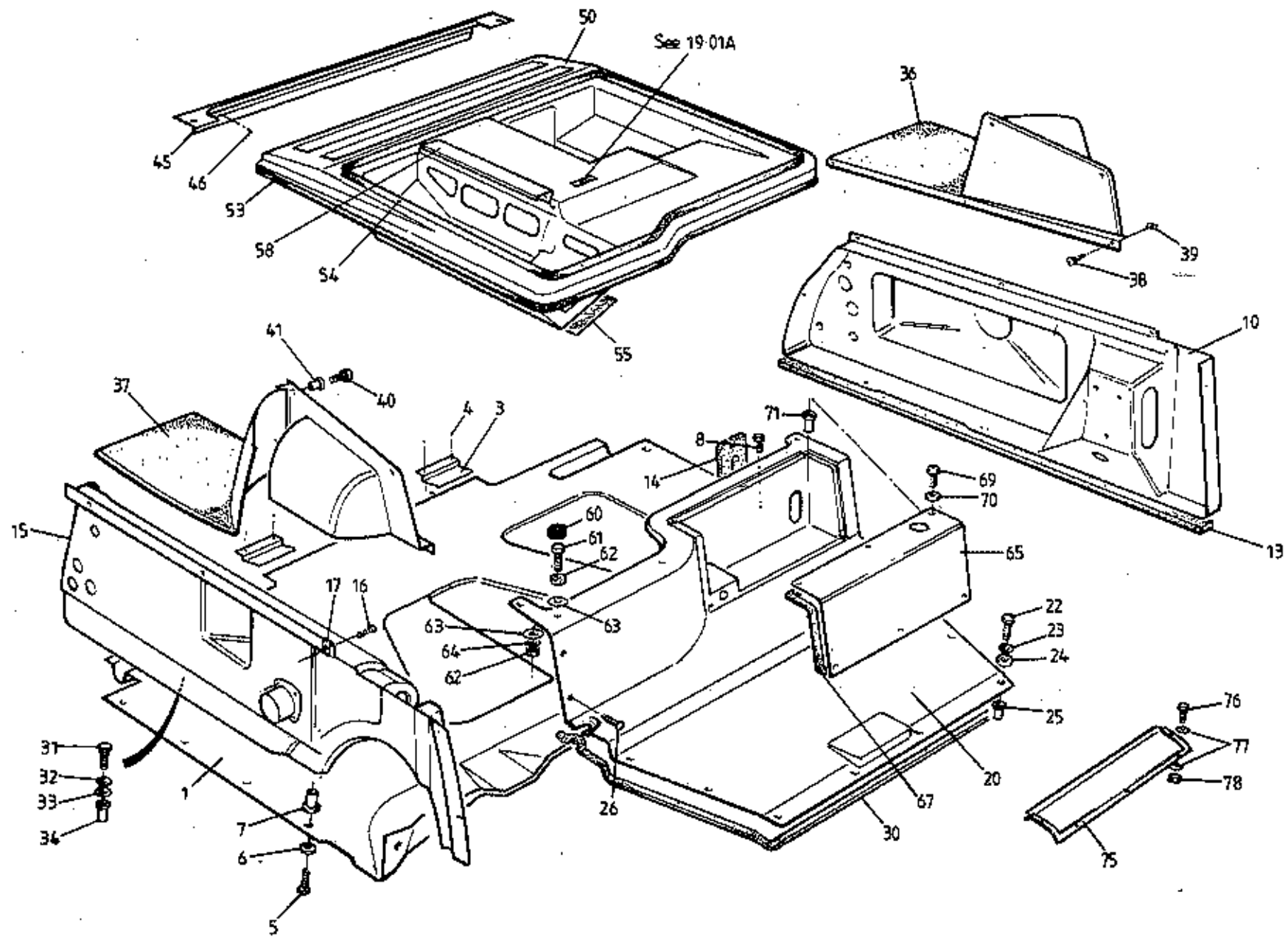


FUNCTION CODE	CONTENTS: Tailgate & Release Mechanism	QUANTITY		REMARKS
		ALL		
10.11A	PART DESCRIPTION	PART NUMBER		
46	Washer, Spring M6, hinge fixing	A075W4035Z	6	
47	Washer, stainless, hinge fixing	A082W4133F	6	
	PermaBond All5, hinge fixings	A036B6370V	A/R	
48	Shim plate, 1.0mm, hinge blade to tailgate	AC82U7399F	A/R	
	" " 2.0mm " " " "	A082U7398F	A/R	
50	Pivot bolt, tailgate hinge	A075W1077Z	2	
51	Washer, shakeproof, pivot bolt	A075W4049Z	2	
52	Washer, flat, pivot bolt	A075W4024Z	4	
53	Pivot bracket, tailgate hinge	C082U5950F	2	
54	Setscrew, M8 x 25, hinge bracket to body	A075W1039Z	4	
55	Washer, M8 x 16, hinge bracket to body	A075W4020Z	4	
56	Gasket, hinge bracket to body	A082U5955F	2	
57	Spreader plate, fixings to body	A082U7416F	2	
58	Washer, nut to harness eyelet	A075W4020Z	2	
59	Half nut, nyloc, M8, hinge bracket fixing	A907E6284F	4	
60	Lever, tailgate release	B082U4916F	1	
61	Hinge bracket, release lever	A082U4915F	1	
62	Spirol pin, release lever pivot	A082W6235F	1	
63	Washer, flat, lever pivot	A075W4011Z	1	
64	Washer, large O/D, lever bracket fixing	A075W4015Z	1	
65	Nut, nyloc, M6, lever pivot	A075W3009Z	1	
66	Recess Moulding, release lever	A082U7085F	1	
	Screw, No.6 x 1/2", Moulding to bulkhead	A075W5012Z	1	
	Washer, flat, M5 x 10, " " "	A075W4011Z	4	
70	Cable, tailgate release	C082U5995F	1	
71	Slider Assembly, tailgate latch	A082U6087F	2	
72	Guide Plate, tailgate striker	B082U7234F	2	
73	Setscrew, M8 x 25, guide plate/slider fixing	A075W5095Z 1039Z	2	
74	Washer, s/proof, M8 " " " "	A075W4048Z	2	
75	Buffer, tailgate abutment	A046B6113Z	2	
76	Setscrew, M8 x 35, latch fix/abutment fix	A075W1041Z) 2)Front fixings (5095Z Del. 1992) (POR0091623)
	" M8 x 45 " " " "	A075W1043Z) 2	
77	Locknut, M8 " " " "	A075W3026Z	2	>As required]
78	Washer, s/proof, M8 " " " "	A075W4048Z	2	>]Rear fixings]

1995 / 02



FUNCTION CODE	CONTENTS: Tailgate & Release Mechanism	QUANTITY		REMARKS
		ALL		
10.11A	PART DESCRIPTION	PART NUMBER	ALL	
80	Striker Pin	B082U5900L	2	
81	Guide sleeve, tailgate striker pin	B082U7544F	2	Fitted to tailgate
	Nut, striker pin	A082U6092F	2	
85	Adaptor, tailgate channel drain	A082U5821K	2	
86	Pop Rivet, drain adaptor fixing	A075W6070Z	6	
	Washer, " " "	A075W4001Z	6	
88	Elbow, tailgate channel drain	A082B6079F	2	
89	Hose, tailgate channel drain	A082U5015K	2	
90	Clip, drain hose	AC75W6236F	2	
91	Pop Rivet, clip to body	A075W6087Z	2	



ESPRIT '93
10-13A



FUNCTION CODE	CONTENTS: Engine Compartment, Undertray	QUANTITY		REMARKS	
		S4	SPORT 300		
10.13A	PART DESCRIPTION	PART NUMBER			
1	Undertray, engine bay	A082B5008K	1	1	* VIN R 1242 (S4 LHD)
3	Retainer, undertray front	A082U7508F	2	2	R 1250 (S4 RHD)
4	Pop Rivet, retainer to body	B075W6089Z	8	8	R 8030 (Sport 300)
5	Setscrew, M6 x 20, undertray to body	A075W1030Z	14	14	# VIN R 1332 (S4)
6	Washer, flat, " " "	A075W4013Z	14	14	R 8035 (Sport 300)
7	Rivnut, M6, " " "	B082W3092F	14	14	
8	Setscrew, M6 x 16, " " "	A075W1028Z	1	1) 3rd hole from front, RH side
	Rivnut, M6, " " "	A075W3031Z	1	1)
10	Engine Bay Sidewall, RH	B082B4782K	1	1	Prior VIN *
	" " " RH	A082B4989K	1	1	From VIN * to VIN #
	" " " RH with evap. can pipe hole	B082B4989K	1	1	From VIN #
13	Seal, engine bay sidewall, RH	A082B4805K	1	1	Made from A03686221V
14	Foam Seal, RH sidewall/electrical box	A082B4885F	1	1	Prior VIN *
15	Engine Bay Sidewall, LH	C082B4783K	1	1	
16	Screw, No.6 x 3/4", " " "	A075W5028Z	8	8	
17	Spire Clip, sidewalls to body	A082W6255F	8	8	
20	Rear Wall/Floor, engine bay	A082B4784K	1	1) For heatshields see 45.05A
	" " " " "	P691.1013.003AF		1)
22	Setscrew, csk M6, rear wall to sidewalls	A075W7033F	2	2	
23	Washer, spring, M6, " " " "	A075W4035Z	14	14	
24	Washer, M6 x 12, " " " "	A075W4013Z	14	14	
25	Jacknut, M6, " " " "	A075W3031Z	14	14	
26	Screw, No.8 x 1/2", rear wall/floor to sidewalls	A075W5034Z	4	4	
30	Seal, rear wall/floor to body	A082U6067F	2.2m	2.2m	
31	Setscrew, M6 x 18, sidewalls/floor to body	A075W1029Z	14	14	
32	Washer, spring, M6, " " " "	A075W4035Z	14	14	
33	Washer, M6 x 12, " " " "	A075W4013Z	14	14	
34	Rivnut, M6, sidewalls to body	B082W3092F	14	14	
	Screw, No.8 x 3/4", " " " "	A075W5037Z	7	7	
36	Trim Panel, rear quarter, RH	A082B4786K	1	1) Inc. carpet. For carpet see 15.24A
37	" " " " LH	B082B4785K	1	1)
38	Screw, No.6 x 3/4", quarter panel fixing	A075W5028Z	8	8	
39	Spire Clip, " " "	A082W6255F	8	8	
	Screw, M4, quarter panel top fixing	A082W5141F	4	4	



FUNCTION CODE	CONTENTS: Engine Compartment, Undertray	QUANTITY		REMARKS	
		S4	SPORT 300		
10.13A	PART DESCRIPTION	PART NUMBER			
	Rawlnut, M4, quarter panel top fixing	A082W6350F	4	4	> Alternatives
	Weldnut, M4, " " " "	B082W6350F	4	4	>
45	Support Channel, engine cover front	B082U7362F	1	1	
46	Pop Rivet, support channel to bulkhead	A075W6090Z	7	7	
50	Engine Cover	B082B477BK	1		Prior VIN *. R/B C082B4778K
	" "	C082B4778K	1		From VIN *. (plastic header tank)
	" "	P691.1013.008AJ		1	
53	Seal, engine cover to sidewalls	A082V5882K	1	1	Made from A089U6055V
54	Seal, engine cover to tailgate	A082U7450K	1	1	
55	Heatshield, engine cover from turbocharger	B082B5036F	1		* VIN R 1242 (S4 LHD)
	" " " " "	P691.1013.009AK		1	R 1250 (S4 RHD)
	Pop Rivet, heatshield to cover	A075W6090Z	4	2	R 8030 (Sport 300)
	Washer, pop rivet	A075W4001Z	4	2	(Revised Harness)
	Insert/spacer, shield to engine cover	B082U7425F		1	
	Screw, M4 x 10, heatshield fixing	A075W5079F		2	
	Washer, flat, " "	A075W4062F		2	
58	Dripshield, engine cover LH side	B082B5053F	1		
	Pop Rivet, dripshield to engine cover	A075W6090Z	6		
60	Buffer, rubber, engine cover location	X046B6113Z	2	2	
61	Bolt, M8 x 25, buffer fix	A075W1039Z	2	2	
62	Locknut, M8, " "	A075W3026Z	4	4	
63	Washer, s/proof, " "	A075W4048Z	2	2	
64	Washer, flat, M8 x 17, buffer fix	A075W4020Z	4	4	
65	Cover, relay box	B082U5935K	1		
	" " " "	P691.1013.001AF		1	
67	Foam Strip, cover sealing	A036B6213V	1.5m		
	" " " "	A082U6067F		1.4m	
69	Screw, M5 x 20, cover fix	A075W5084F	6	4	
70	Washer, flat, " "	A075W4011Z		4	
71	Rawlnut, M5, " "	A075W6074F	6	4	
75	Infill Panel, boot floor, transmission access	A082B4883K	1	1	
76	Setscrew, M6 x 25, infill panel fixing	A075W1031Z	5	5	
77	Washer, flat, M6 x 15, infill panel fixing	A075W4015Z	10	10	
78	Nut, Nyloc, M6, infill panel fixing	A075W3009Z	5	5	



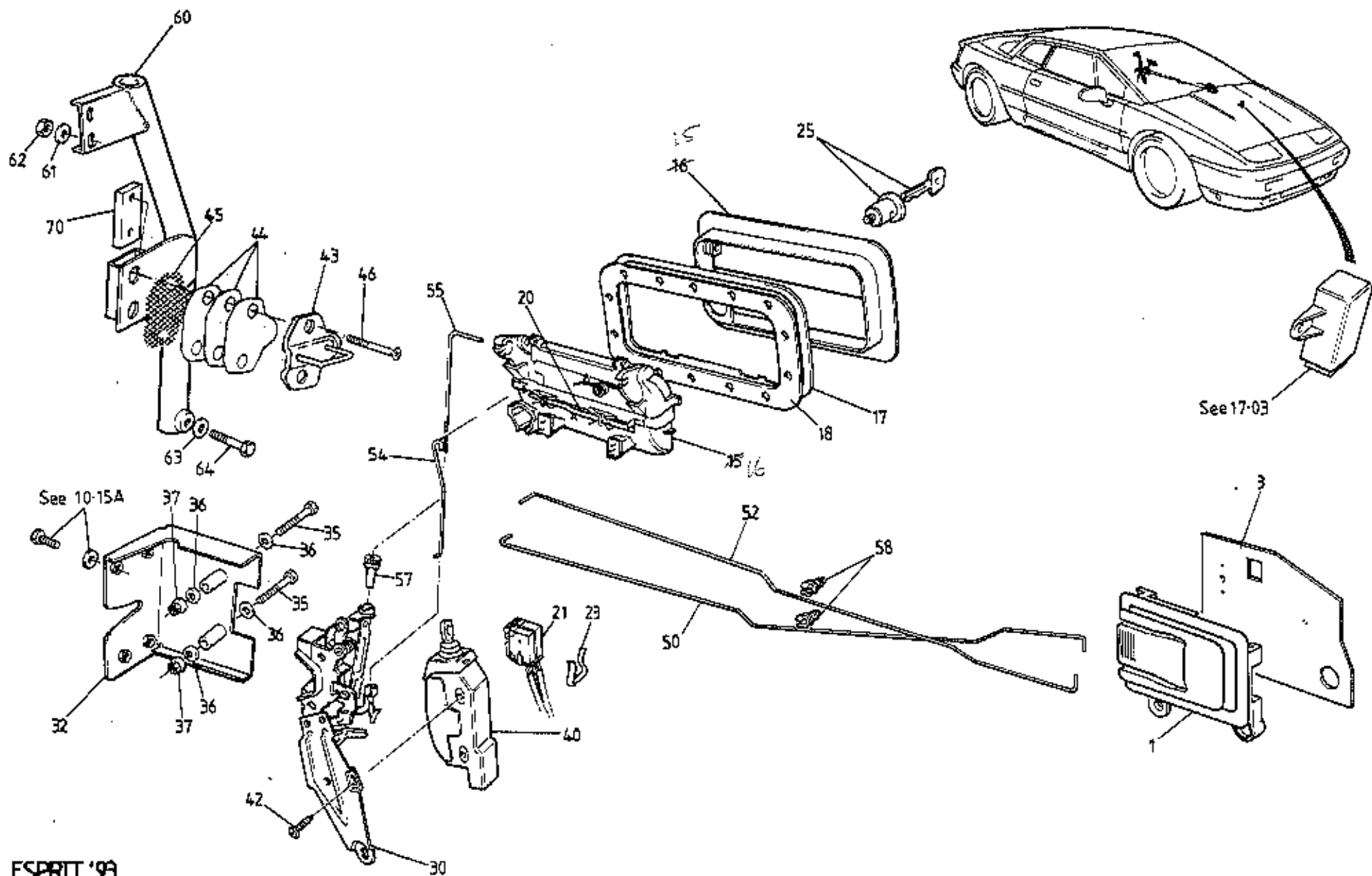
FUNCTION CODE	CONTENTS: Door Shell, Beam, Hinges, Hinge Post	QUANTITY		REMARKS
		ALL		
10.15A	PART DESCRIPTION	PART NUMBER	ALL	
1	Door Shell, LH	A082B6195K	1	USA & CDN) USA & Canada Except USA & CDN) door mirrors USA & CDN) are mounted Except USA & CDN) further back
	" " "	A082B6201K	1	
	Door Shell, RH	A082B6194K	1	
	" " "	A082B6200K	1	
2	Foam Strip, door panel anti-rattle	A082U6065V	160mm	
3	Door Beam, LH	A082U6229J	1	USA & CDN > USA & Canada Except USA & CDN > door beams USA & CDN > have extra Except USA & CDN > stiffening
	" " "	A082U6227J	1	
	Door Beam, RH	A082U6230J	1	
	" " "	A082U6228J	1	
4	Setscrew, M8 x 20, door rear to beam	A075W1038Z	6	
5	Washer, large o/d, " " " "	A075W4021Z	6	
	Washer, spacing, " " " "	A075W4003Z	A/R	If fitted
7	Setscrew, M6 x 16, door front to beam	A075W1028Z	4	
8	Washer, large o/d, " " " "	A075W4017Z	4	
9	Fixing Plate, M6, " " " "	A079U4329K	4	
10	Washer, spacing, shutline adjust	A075W4022Z	A/R	If fitted
12	Hinge Post, door, LH	C082U7251F	1	R/B E082U7251F
	" " " "	D082U7251F	1	R/B E082U7251F
	" " " "	E082U7251F	1	From VIN *
	Hinge Post, door, RH	C082U7250F	1	Except Dual S.I.R. R/B E082U7250F
	" " " "	D082U7250F	1	Dual S.I.R. R/B E082U7250F
	" " " "	E082U7250F	1	From VIN *
13	Reinforcing Bracket, hinge post to sill	A082B4485K	2	
14	Setscrew, M8 x 16, bracket to post	A075W1036Z	4	
15	Washer, spring, " " "	A075W4036Z	4	
16	Washer, flat, " " "	A075W4021Z	4	
17	Spacer Tube, bracket to sill	A082B4484F	4	
18	Bolt, M8 x 75, " " "	A075W2046Z	4	
19	Washer, large o/d, " " "	A075W4021Z	8	
20	Nut, Nyloc, M8, bracket to sill	A075W3010Z	4	
25	Hinge Bracket, upper, LH	B082U7433F	1	* VIN No. S 2034 (S4) S 4000 (S4S) S 3095 (USA S4S)
	" " " RH	B082U7432F	1	
26	Hinge Bracket, lower	A082U7102F	2	
27	Clamp Plate, door hinge	E079U4340F	4	
27A	Spacer, 5mm, hinge to body	A082U7144F	4	
28	Shim, angled edge, hinge to body	C079U4090F	4	



FUNCTION CODE	CONTENTS: Door Shell, Beam, Hinges, Hinge Post	QUANTITY		REMARKS
		ALL		
10.15A	PART DESCRIPTION	PART NUMBER		
29	Shim, 2.5mm, hinge to body	C079U4091F	A/R)Slotted
	" 1.2mm, " " "	C079U4092F	A/R	
30	Shim, aluminium, " " "	A082U7199F	4)
31	Nut, Nyloc, 1/2" DNF, hinge to body	A079W3056F	4	
32	Tie Rod, upper to lower hinge brackets	A079U4326F	2	
	Sleeve, plastic, tie rod	A082M6492V	A/R	
33	Washer, tie rod to hinge	A075W4020Z	4	
34	Nut, Nyloc, M8, tie rod to hinge	A079W3056Z	4	
35	Pivot Bush, door beam	C079U4189F	4	
36	Pivot Pin, " "	B079U4558F	2	
37	Nut, Nyloc, M12, pivot pin	A075W3012Z	4	
40	Check Strap, LH	A089U1517F	1	
	" " RH	A089U1516F	1	
41	Spring, door check, LH	A089U1515F	1	
	" " " RH	A089U1514F	1	
42	Guide, check strap	A089U1518F	2	
43	Setscrew, M6 x 30, guide to bracket	A075W2028Z	2	
44	Washer, flat, " " "	A075W4015Z	4	
45	Nut, Nyloc, M6, guide to bracket	A075W3009Z	2	
46	Bolt, M6 x 45, strap to hinge	A075W2040Z	2	
47	Nut, Nyloc, M8, " " "	A075W3010Z	2	
50	Bracket, check strap guide to beam, LH	B082U5965F	1	
	" " " " " RH	B082U5966F	1	
52	Studplate, M6, bracket to door beam	A082U5806F	6	
53	Nut, Nyloc, M6, bracket to beam	A075W3009Z	6	
55	Setscrew, M6 x 16, door shell to latch bracket	A075W1082Z	8	Thin head
56	Washer, flat " " " " "	B082W4018F	8	
57	Washer, spring " " " " "	A075W4035Z	8	
60	Housing, air outlet flap valve	A082P4352K	2	
61	Flap, air outlet valve	A082P4351K	2	
62	Scrivet, air outlet valve flap fixing	A100W6479F	4	
	Tape, double sided, flap to housing	A082U6198V	150mm	
	Blanking plug, access panel tooling hole	A100U0156F	1	



FUNCTION CODE	CONTENTS: Door Shell, Beam, Hinges, Hinge Post	QUANTITY		REMARKS
		ALL		
10.15A	PART DESCRIPTION	PART NUMBER	ALL	
	Access Panel, door shell rear, RH	A082U7498K	1	
80	" " " " " LH	A082U7499K	1	
81	" " " " centre	A082U7505K	2	
82	" " " " front	A082U7555K	2	Except USA
	" " " " front	A082U7640K	2	USA
85	Foam strip, access panel sealing	A082U6067F	4.7m	
86	Fastex scrivet, 5mm, access panel fixing	A100W6479F	32	
	Plate, door switch/lamp mounting, RH	B082M4912F	1	
88	Plate, door switch/lamp mounting, LH	B082M4913F	1	
90	Finisher, rear door edge, RH	A082U7488K	1	
	" " " " LH	A082U7489K	1	
91	Fastex Scrivet	A100W6479F	6	



ESPRIT '99
1017A

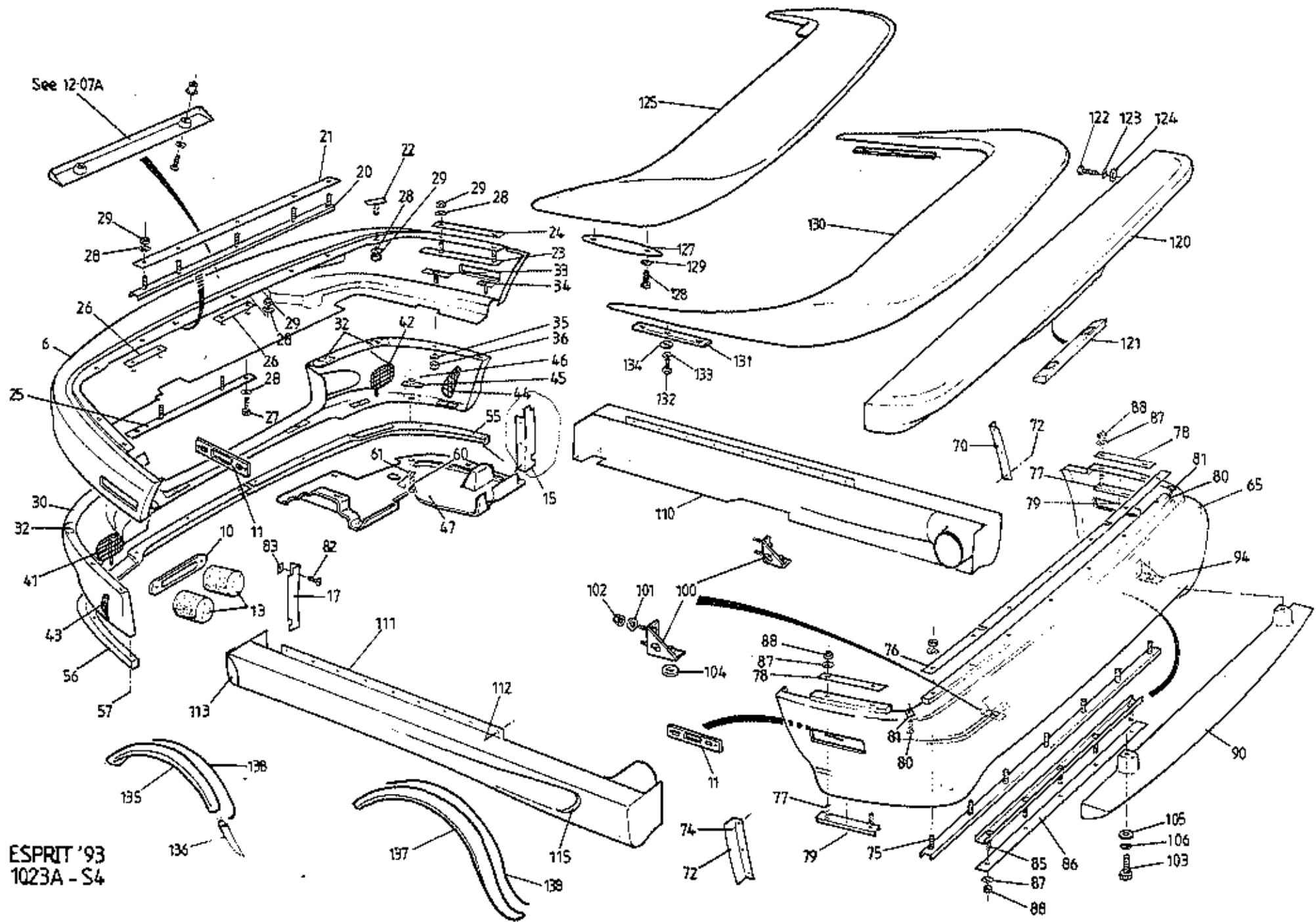


FUNCTION CODE	CONTENTS: Door Handles, Lock Mechanism, Striker Posts	QUANTITY		REMARKS
		ALL		
10.17A	PART DESCRIPTION	PART NUMBER		
1	Door Handle, interior release, LH	A082U6247F	1	
	" " " " RH	A082U6246F	1	
3	Plate, interior handle mounting, LH	A082U7493F	1	> Without tie rod
	" " " " RH	A082U7492F	1	>
	" " " " LH	B082U7493F	1] Used with tie rod to frame
	" " " " RH	B082U7492F	1]
	Pop Rivet, plate to door shell	A075W6091F	6	
	Rawlnut, M4, inner door release fixing	A082W6350F	2	} Alternatives
	Weldnut, M4, " " " "	B082W6350F	2	}
10	Tie Rod, door panel to frame	A082U7622F	2	
11	Grommet, Flexiform, tie rod	A082U6307F	150mm	
12	Washer, flat, tie rod fixing	A075W4015Z	4	
13	Washer, shakeproof, tie rod fixing	A075W4046Z	2	
14	Nut, nyloc, M6, tie rod fixing	A075W3009Z	2	
15 15	Mounting Recess, exterior door handle, LH	A082U6239F	1)
	" " " " RH	A082U6238F	1) In primer
16	Lifting Flap, exterior door handle	A082U6240F	2)
17	Gasket, exterior handle to door	A082U6241F	2	
18	Plate, exterior handle reinforcement	B082U6233F	2	Bonded to door shell
20	Slider, exterior handle retention	A082U6259F	2	<i>Remount F46</i>
21	Micro Switch Assembly, driver's door ext. lock	A082M4916J	1	<i>800956125V ?</i>
	" " " " passenger's " " "	A082M4917J	1	
23	Clip, micro switch retaining	A082M6525F	2	
25	Lock Barrel & Keys, driver's door	A082U6300S	1	
	" " " " passenger's door	A082U6301S	1	
	Lock Set, LHD	B082H6059F	1	> Inc. barrels and keys for steering
	" " RHD	B082H6060F	1	> lock, driver's & passenger's doors, & glovebox latch
30	Latch Mechanism, LH door	A082U6243F	1	
	" " RH door	A082U6242F	1	
32	Bracket, door latch to beam, LH	A082U6231F	1	
	" " " " " " RH	A082U6232F	1	
35	Bolt, M8 x 50, latch bracket to beam	A075W2041F	4	
36	Washer, flat " " " "	A079W4019F	8	
37	Nut, M8 Kaylock, " " " "	A100C6022F	4	

1995 / 02



FUNCTION CODE	CONTENTS: Door Handles, Lock Mechanism, Striker Posts	QUANTITY		REMARKS
		ALL		
10.17A	PART DESCRIPTION	PART NUMBER	ALL	
40	CDL Motor, drivers side	A082U6245F	1	
	" " passengers side	A082U6244F	1	
42	Screw, CDL motor to latch	A082W5197F	4	
43	Striker Plate, door latch	A082U6262F	2	
44	Spacer, door latch striker	A082U6263F	6	
45	Friction Plate, striker to body	A082U7477F	2	
46	Screw, csk, M8 x 40, striker plate fixing	A082W7107F	4	
	Rod, interior lock to latch, RH	B082U7460F	1	
50	" " " " " LH	B082U7461F	1	
	Rod, interior release to latch, RH	A082U7462F	1	
52	" " " " " LH	A082U7463F	1	
	Rod, exterior lock to latch, RH	C082U7464F	1	
54	" " " " " LH	C082U7465F	1	
55	Rod, exterior release to latch	A082U7466F	2	
56	Clip, exterior release rod to handle	A082U6267F	2	
57	Adjuster Nut, exterior release rod	A082U6269F	2	
58	Guide Clip, interior lock/release rods	A075J6027Z	4	
	Striker Post, RH	G079U4382F	1	
60	" " LH	G079U4381F	1	
61	Washer, striker post top	A075W4021Z	4	
62	Nut, Nyloc, M8, striker post top	A075W3010Z	4	
63	Washer, flat, M12, striker post bottom	A075W4071F	2	
64	Setscrew, M12 x 30, " " "	A079W1058F	2	
70	Tapping Plate, door striker	A082U7472F	2	



ESPRIT '93
1023A - S4



FUNCTION CODE	CONTENTS: S4,S4S: Bumpers, Sills, Valances, Spoilers	QUANTITY		REMARKS
		Non-USA	USA	
10.23A	PART DESCRIPTION	PART NUMBER		
6	Bumper, front, GFRP	A082B5086K	1	
	" " RRIM	A082B5116K	1	R/B RRIM bumper A082B5116K
	" " "	A082B5173K		
10	Panel, indicator mounting	A082B5168K		1 Side marker lamp apertures
11	Panel, side marker lamp mounting	A082B8180K		2
	Foam, front bumper	A082B5171K		4 Bonded to bumper
13	Foam, indicator support	A082B5169F		1
15	Plinth, front bumper to wheelarch, RH	B082B4960K		4
	" " " " " "	A082B5202K	1	Use with GFRP bumper) Except non-USA
	" " " " " "	A082B5288K	1	" " RRIM ") S4S
17	" " " " " LH	B082B4959K	1	" " " " non-USA S4S only
	" " " " " "	A082B5201K	1	" " GFRP ") Except non-USA
	" " " " " "	A082B5238K	1	" " RRIM ") S4S
19	Pop Rivet, waterproof, plinth to body	A075W6068Z	6	" " " " non-USA S4S only
20	Studplate, bumper front to body	A082B4809F	1	
21	Washer Plate, " " " "	A082B4810F	1	5 stud
22	Studplate, M6 x 25, spoiler to bumper	A082B5002F	6	
23	Studplate, bumper sides to body	A082B4813F	2	1 stud
24	Washer Plate, " " " "	A082B4814F	2	2 stud
25	Studplate, bumper rear to body	A082B4820F	1	
26	Washer Plate, " " " "	B082B4818F	2	2 stud
27	Setscrew " " " "	A075W1031F	2	
28	Washer, flat, bumper to body	A075W4015Z	15	
29	Nut, Nyloc, M6, " " "	A075W3009Z	15	
30	Spoiler, front, GFRP	A082B5088K	1	
	" " RRIM	A082B5157K	1	
32	Plate, fixing reinforcement, spoiler front	A082U7459F	4	
33	Studplate, spoiler to bumper	A082B5002F	6	
34	" " " " "	A082B7321F	2	
35	Washer, Flat, " " "	A075W4015Z	8	
36	Nut, Nyloc, M6, " " "	A075W3009Z	8	
	Grille, radiator duct	B082U7584F	1	
41	" oil cooler duct, LH front	A082U7585F	1	
42	" " " " RH "	A082U7586F	1	
43	" " " " LH side	A082U7587F	1	
44	" " " " RH "	A082U7588F	1	
45	Tapping Plate, spoiler lower edge/undershield	B082B4811F	8	

1995 / 02



FUNCTION CODE	CONTENTS: S4,S4S: Bumpers, Sills, Valances, Spoilers	QUANTITY		REMARKS	
		Non-USA	USA		
10.23A	PART DESCRIPTION	PART NUMBER			
46	Pop Rivet, tapping plate to spoiler	A075W6090Z	16	16	
47	Undershield, RH Section	A082B5092K	1	1	
	" " LH "	A082B5091K	1	1	
	Foam Pad, undershield to oil cooler duct	A054B6110V	A/R	A/R	
55	Spoiler Lip, RH, front spoiler	A082B5084K	1	1	
56	" " LH, " "	A082B5083K	1	1	
57	Scrivet, 8mm, spoiler lip to spoiler	A100B6057F	10	10	
60	Setscrew, M6 x 20, front u/shield to spoiler	A075W3009Z	8	8	
61	Washer, flat, " " " "	A075W4015Z	8	8	
65	Bumper, rear, GFRP	A082B6238K	1		S4, R/B RRIM bumper A082B5118K
	" " RRIM	A082B5118K	1		
	" " GRFP	A082B5279K	1		Non USA S4S
	" " RRIM	A082B5174K		1	Side marker lamp apertures
	Foam, rear bumper	A082B5172K		1	
70	Plinth, rear bumper to wheelarch, RH	A082B4774K	1		Use with GFRP bumper) Except non USA
	" " " " " "	B082B5206K	1	1	" " RRIM ") S4S
	" " " " " "	A082B5282K	1		" " " " S4S only
72	" " " " " LH	A082B4775K	1		" " GFRP ") Except non USA
	" " " " " "	B082B5205K	1	1	" " RRIM ") S4S
	" " " " " "	A082B5283K	1		" " " " S4S only
74	Pop Rivet, plinth to body	A075W6068Z	10	10	
75	Studplate, rear bumper top to body	A082B4815F	1	1	7 stud } PCR 04/05
76	Washer Plate, " " " " "	B082B4816F	1	1	
77	Studplate, rear bumper top sides	A082B4817F	2	2	2 stud
78	Washer Plate, " " " " "	B082B4818F	2	2	
79	Pop Rivet, studplate fixing	A075W6090Z	2	2	
80	Screw, c/s, " " " "	A076W5087Z	2	2	
81	Captive Nut, rear bumper top corner	A100W6372F	2	2	
B2	Screw, bumper ends to plinth	A075W5074F	8	8	
83	Spire Nut, " " " "	A075W6172F	8	8	
B5	Stud Plate, rear valance bottom to body	A082B5102F	1	1	5 stud
86	Washer Plate, " " " " "	A082B5103F	1	1	
87	Flat Washer, M6x12, " "	AC75W4013Z	16	16	
88	Nut, M6, rear bumper fixing	A075W3020Z	16	16	

1995 / 02

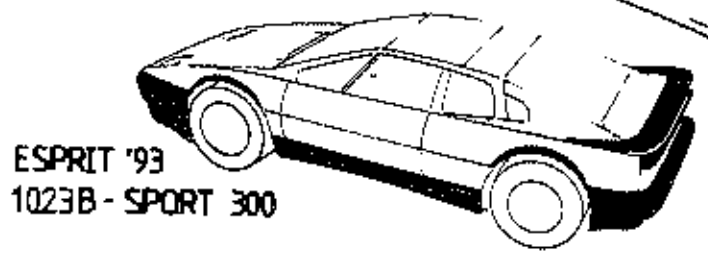
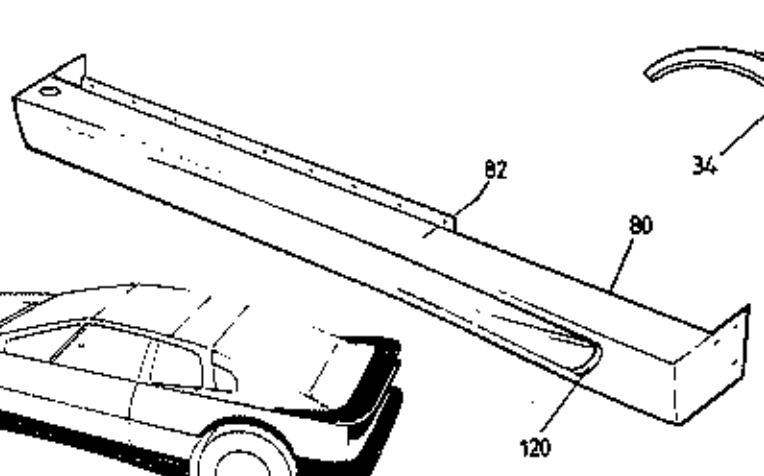
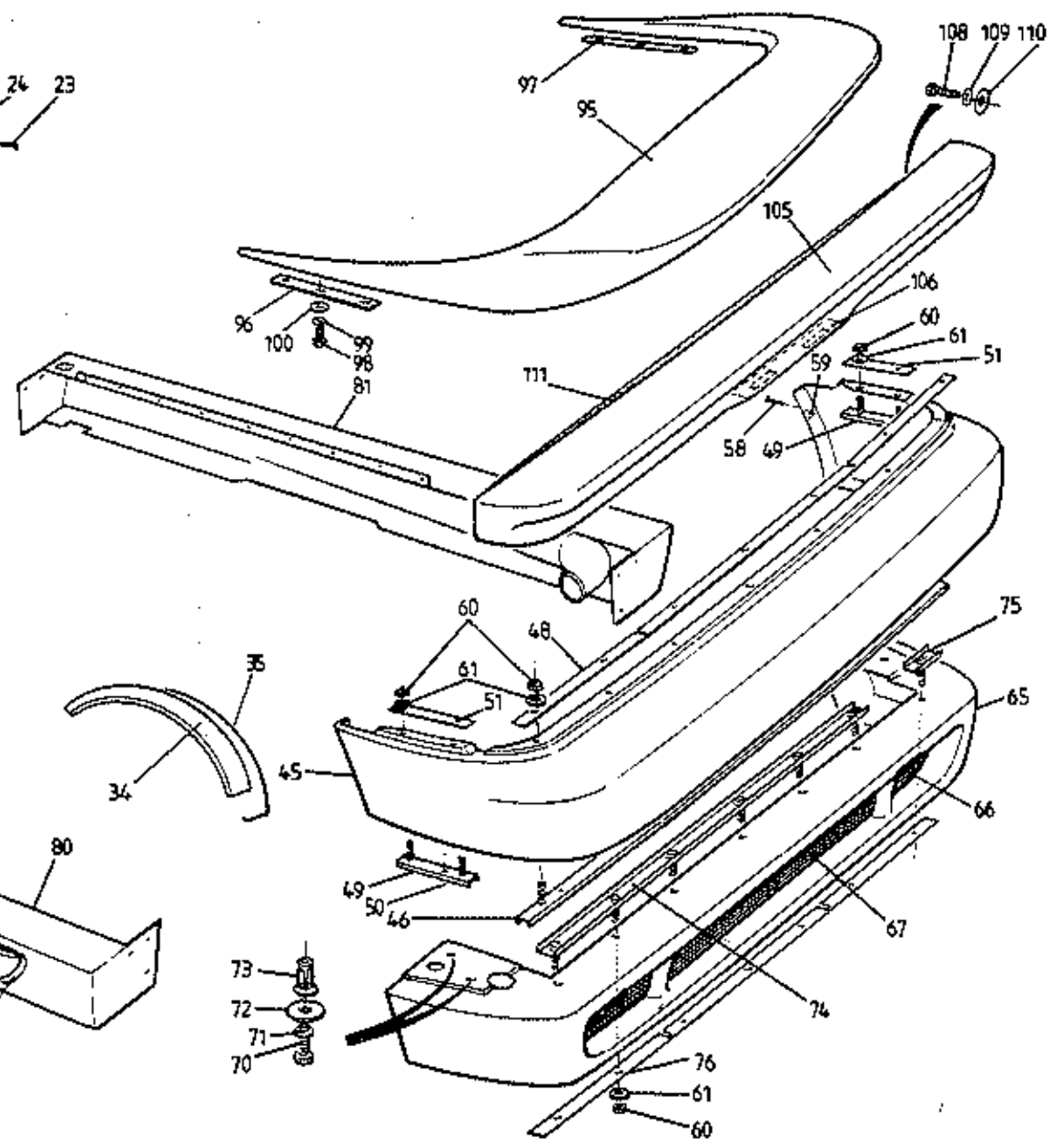
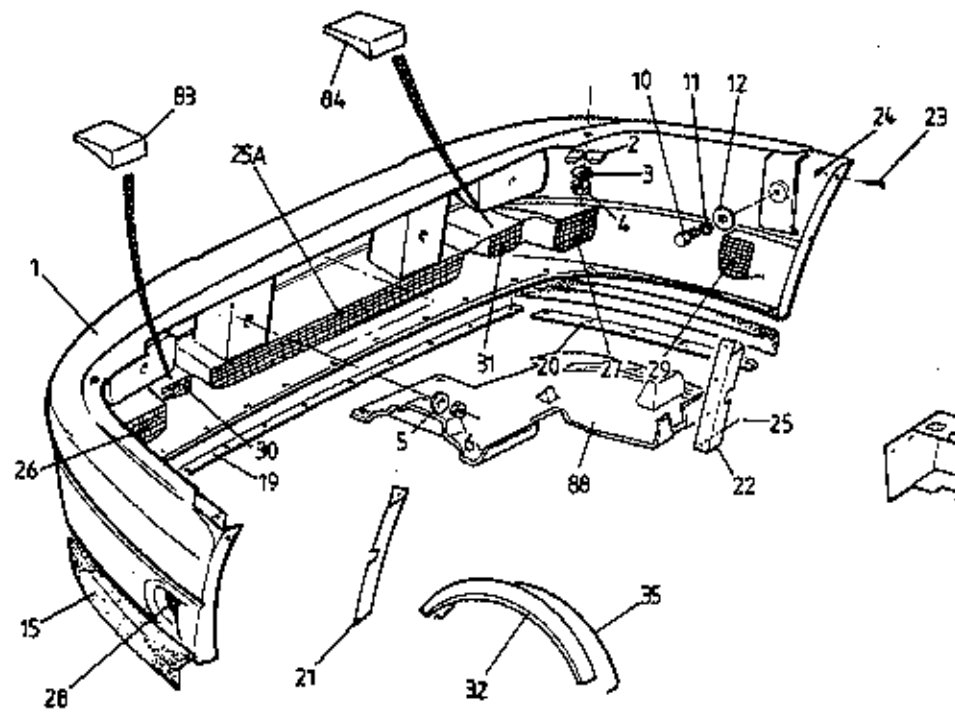


FUNCTION CODE	CONTENTS: S4,S4S: Bumpers, Sills, Valances, Spoilers	QUANTITY		REMARKS
		Non-USA	USA	
10.23A	PART DESCRIPTION	PART NUMBER		
90	Aerofoil, rear valance, RH exhaust outlet	A082B6241K	1	2.2 engine. Use with GFRP bumper
	" " " " " "	B082B6241K	1	" " " " RRIM "
	" " " " " "	A082B5175K		" " " " RRIM "
	" " " LH " "	A082B6244K	1	2.0 engine. Use with GFRP bumper
	" " " " " "	B082B6244K-	1	" " " " RRIM "
94	Spreader Plate, aerofoil to bumper	A082U7459F	2)
95	Setscrew, M6 x 25, " " "	A075W1031Z	2) Use with GFRP bumper.
96	Washer, M6, internal spring, aerofoil fixing	A075W4046Z	2) Fixed from inside bumper
97	Washer, flat, M6 x 12, " "	A075W4013Z	2) down into aerofoil
100	Bracket, rear valance aerofoil to body	A082U7634F	2	>
101	Penny Washer, " " " "	A075W4017Z	4	>
102	Nut, M6, aerofoil bracket to body	A075W3020Z	4	> Use with RRIM bumper.
103	Setscrew, M6 x 25, valance aerofoil to bracket	A075W1031Z	2	> Aerofoil fixes up to bracket
104	Spacer, aluminium, " " " "	A907E0696Z	2	>
105	Washer, flat, " " " "	A075W4013Z	2	>
106	Washer, M6, internal spring, aerofoil fixing	A075W4046Z	2	>
110	Sill, LH, inc duct	A082B5163S	1	Except non USA S4S
	" " " "	B082B5163S	1	S4S
111	" RH, " "	A082B5164S	1	Except non USA S4S
	" " " "	B082B5164S	1	S4S
112	Pop Rivet, sill to body	A075W6089Z	30	30
113	Sill Guard, LH	A082B5165K	1	1
	" " RH	A082B5166K	1	1
115	Film Tape, sill duct anti-chip, LH	A082B5061K	1	1
	" " " " " " RH	A082B5062K	1	1
120	Spoiler, rear body	A082B6230K	1	1
121	Infill Panel, rear spoiler, licence plate lamps	B082B6232K	1	1
	" " " " " " "	C082B4935K	1	1
122	Setscrew, M6 x 20, spoiler to body	A075W1036Z	5	5
123	Washer, spring, M6, " " "	A075W4046Z	5	5
124	Washer, flat, M6 x 25, " " "	A075W4017Z	5	5
125	Aerofoil, tailgate mounted	A082B5093K	1	1
	" " " "	A082B5191K		1
127	Gasket,	A082U7545K	2	2
128	Screw, caphead, M6 x 20,	A082W7041F	4	4
129	Washer, flat,	A075W4013Z	4	4

1995 / 02



FUNCTION CODE	CONTENTS: S4,S4S: Bumpers, Sills, Valances, Spoilers	QUANTITY		REMARKS
		Non-USA	USA	
10.23A	PART DESCRIPTION	PART NUMBER		
130	Aerofoil, rear body mounted	P691.1023.001AK	1	>
131	Aerofoil, " " "	A082B5262J		With provision for CHMSL >
131	Spreader Plate, aerofoil to body	P691.1023.002AF	2) >
	Gasket, " " "	P691.1023.003AK	2) Rear body >
132	Set screw, M6 x 20 " " "	A075W1030Z	6) mounted aerofoil >
133	Washer, shakeproof " " "	A075W4046Z	6) S4S >
134	Washer, flat " " "	A075W4013Z	1) Non-USA S4S >
	Film Tape, body joint line, outboard of door) option on USA S4S >
	striker	A082B5107K	2	
	" " " " " inboard of door			
	striker, LH	A082B5108K	1	
	" " " " " inboard of door			
	striker, RH	A082B5109K	1	
135	Spat front wheelarch extension, LH	A082B5265J/R	1	>
	" " " " " RH	A082B5266J/K	1	>
136	" " lower wheelarch extension LH	A082B5273J/K	1	>
	" " " " " RH	A082B5274J/K	1	>
137	" rear wheelarch extension LH	A082B5269J/K	1	> Non USA S4S
	" " " " " RH	A082B5270J/K	1	>
138	Edging strip, wheelarch extensions/body	P530.1023.036AV	A/R	>
	Adhesive, edging strip to wheelarch extension	A075U6045V	A/R	>
	Tape, anti stone chip, rear wheelarch LH (back)	A082U7711K	1	>
	" " " " " " RH	A082U7710K	1	>
	" " " " " Front " LH	A082U7743K	1	
	" " " " " " RH	A082U7742K	1	
	POP RIVET - PLASTIC - REAR WHEEL ARCH EXTENSION	A082U6528F	6	
	Protective Film, rear bumper RH	A082U7850K	1	
	" " " " " LH	A082U7851K	1	



ESPRIT '93
1023B - SPORT 300



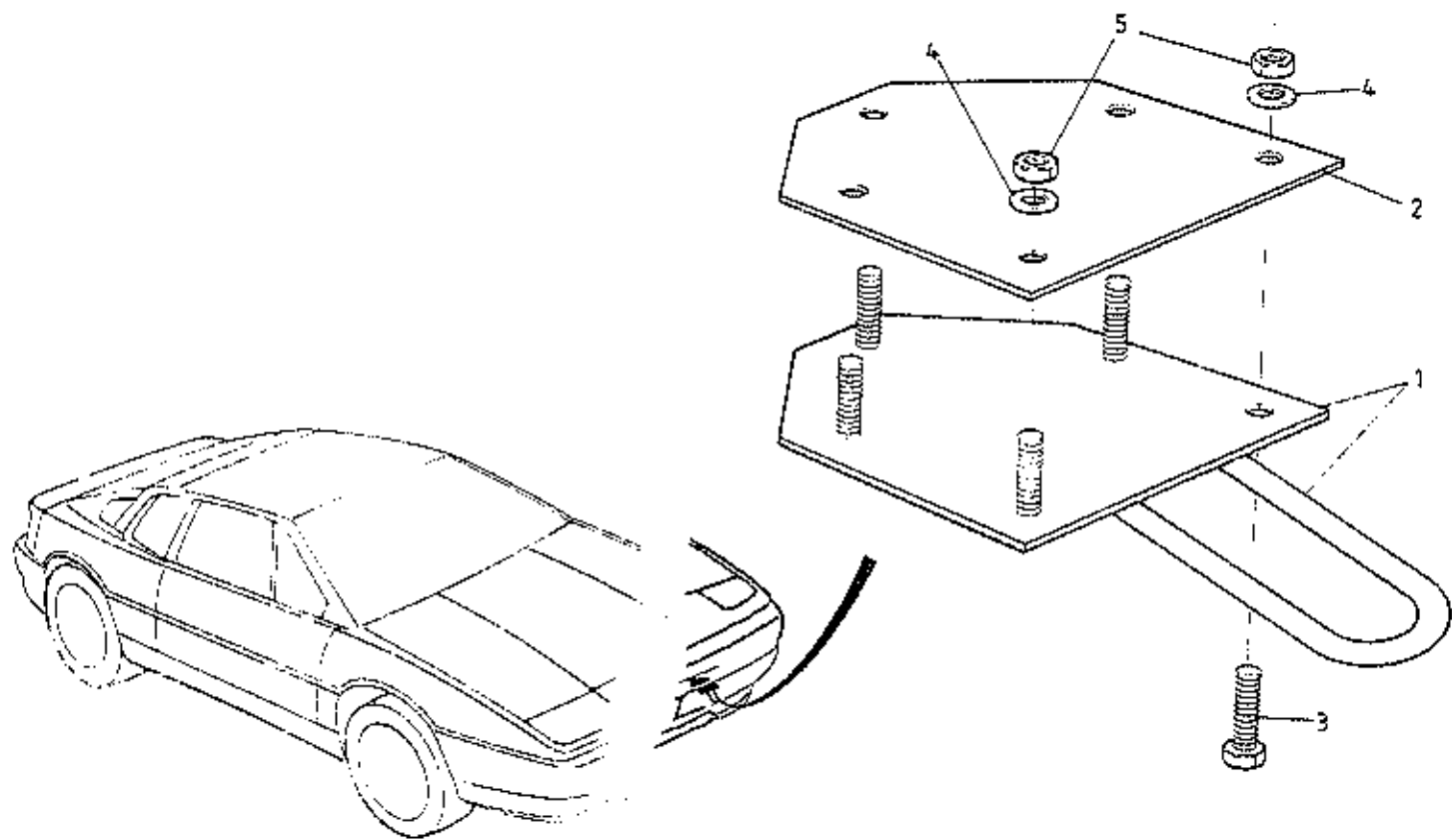
FUNCTION CODE	CONTENTS: Sport 300: Bumpers, Sills, Valances, Spoilers	QUANTITY		REMARKS
		SPORT 300		
10.23B	PART DESCRIPTION	PART NUMBER	SPORT 300	
1	Bumper, front	P691.1023.009AK	1	
2	Washer plate, Bumper top edge to body	A082B4812F	2	
3	Washer, flat " " " " "	A075W4015F	2	
4	Nut, Nylock M6 " " " " "	A075W3009F	2	
	Spacer, 1.8mm plastic sheet, bumper front	P691.1023.034AK	A/R	
5	Washer, flat, " " " "	A075W4021Z	2	
6	Nut, M8 Nyloc, " " " "	A075W3010Z	2	
	Spacer, 2.4mm plastic sheet, bumper side	P691.1023.037AK	A/R	
	" 1.8mm " " " "	P691.1023.036AK	A/R	
10	Setscrew, M8 x 25, " " "	A075W1039Z	2	
11	Washer, spring, " " "	A075W4036Z	2	
12	Penny Washer, " " "	A075W4021Z	2	
15	Spoiler Lip, front	P691.1023.010AF	1	
	Setscrew, M5 x 20, lip to spoiler	A075W1025F	31	
	Washer, flat, " " " "	A075W4011Z	31	
	Nut, M5 Nyloc, " " " "	A075W3008Z	31	
19	Spreader Plate, spoiler lip centre	P691.1023.021AF	1	
20	" " " " side	P691.1023.022AF	2	
21	Closing Panel, front bumper to wheelarch, LH	P691.1023.015AK	1	
22	" " " " " " RH	P691.1023.016AK	1	
23	Screw, no.8 x 3/4", panel to bumper end	A075W5074Z	6	
24	Spire Nut, no.8, " " " "	A075W6016Z	6	
25	Pop Rivet, panel to wheelarch	A075W6071Z	14	
25A	Grille, radiator air intake	A082B4812F	1	A082U7802F
26	Grille, oil cooler duct intake, LH	A082U7301F	1	
27	" " " " " RH	A082U7302F	1	
28	" " " " outlet, LH	A082U7317F	1	
29	" " " " " RH	A082U7318F	1	
30	Grille, brake cooling duct, LH	P691.1203.001AK	1	
31	" " " " " RH	P691.1203.002AK	1	
32	Spat, front wheelarch extension, LH	P691.1023.023AK	1	
	" " " " " RH	P691.1023.024AK	1	
34	Spat, rear wheelarch extension, LH	P691.1023.025AK	1	
	" " " " " RH	P691.1023.026AK	1	
35	Edging strip, wheelarch extension/body	P530.1023.036AV	4.5m	

1995 / 02

Fixing Screws - A082W5183F



FUNCTION CODE	CONTENTS: Sport 300: Bumpers, Sills, Valances, Spoilers	QUANTITY		REMARKS
		SPORT 300		
10.23B	PART DESCRIPTION	PART NUMBER		
38	Screw, s/t, No.8 x 3/4", bumper end fixing	AC75W5074Z	4	
39	Spire Nut, bumper end to wheelarch	A075W6172F	4	
41	Nut, M5 Nyloc, " " " "	A075W3008Z	12	
42	Washer, flat, " " " "	A075W4011Z	12	
45	Bumper, rear	P691.1023.038AK	1	
46	Studplate, rear bumper top to body	A082B4815F	1	
	Pop Rivet, studplate to rear bumper	A075W6090Z	3	
48	Washer Plate, rear bumper top to body	A082B4816F	1	
49	Studplate, rear bumper to body side	A082B4817F	2	
50	Pop Rivet, studplate to rear bumper	A075W6090Z	2	
51	Washer Plate, rear bumper to body side	B082B4818F	2	
	Plinth, rear bumper end mounting, LH	A082B4775K	1	
	" " " " RH	A082B4774K	1	
	Pop Rivet, plinth to body	A075W6068Z	4	
60	Nut, M6, valance and bumper to body	A075W3020Z	18	
61	Washer, flat, M6 x 12, washer plate	A075W4013Z	18	
65	Valance, rear, RH exhaust tailpipe	A082B4976K	1	
66	Grille, rear valance, RH end piece (tailpipe)	A082U7383F	1	
67	" " " main section	A082U7382F	1	
	Pop Rivet, grille to valance	A075W6094Z	12	
	Washer, pop rivet	A075W4001Z	12	
70	Setscrew, M8 x 25, valance & bumper to body	A075W1039Z	4	
71	Washer, spring, M8, " " " " "	A075W4036Z	4	
72	Washer, flat, M8, " " " " "	A075W4021Z	4	
73	Pulsert, M8, " " " " "	A075W6155F	4	
74	Studplate, long, " " " " "	B082B4825F	1	
75	Studplate, short, " " " " "	A082B4868F	1	
76	Washer Plate, " " " " "	A082B4816F	1	
80	Sill, LH	P691.1023.031AJ	1) inc. brake cooling ducts
81	" RH	P691.1023.032AJ	1	
82	Pop Rivet, sill to body	A075W6089Z	30)
83	Deflector Panel, brake cooling, LH	P691.1023.019AK	1	
84	" " " " RH	P691.1023.020AK	1	



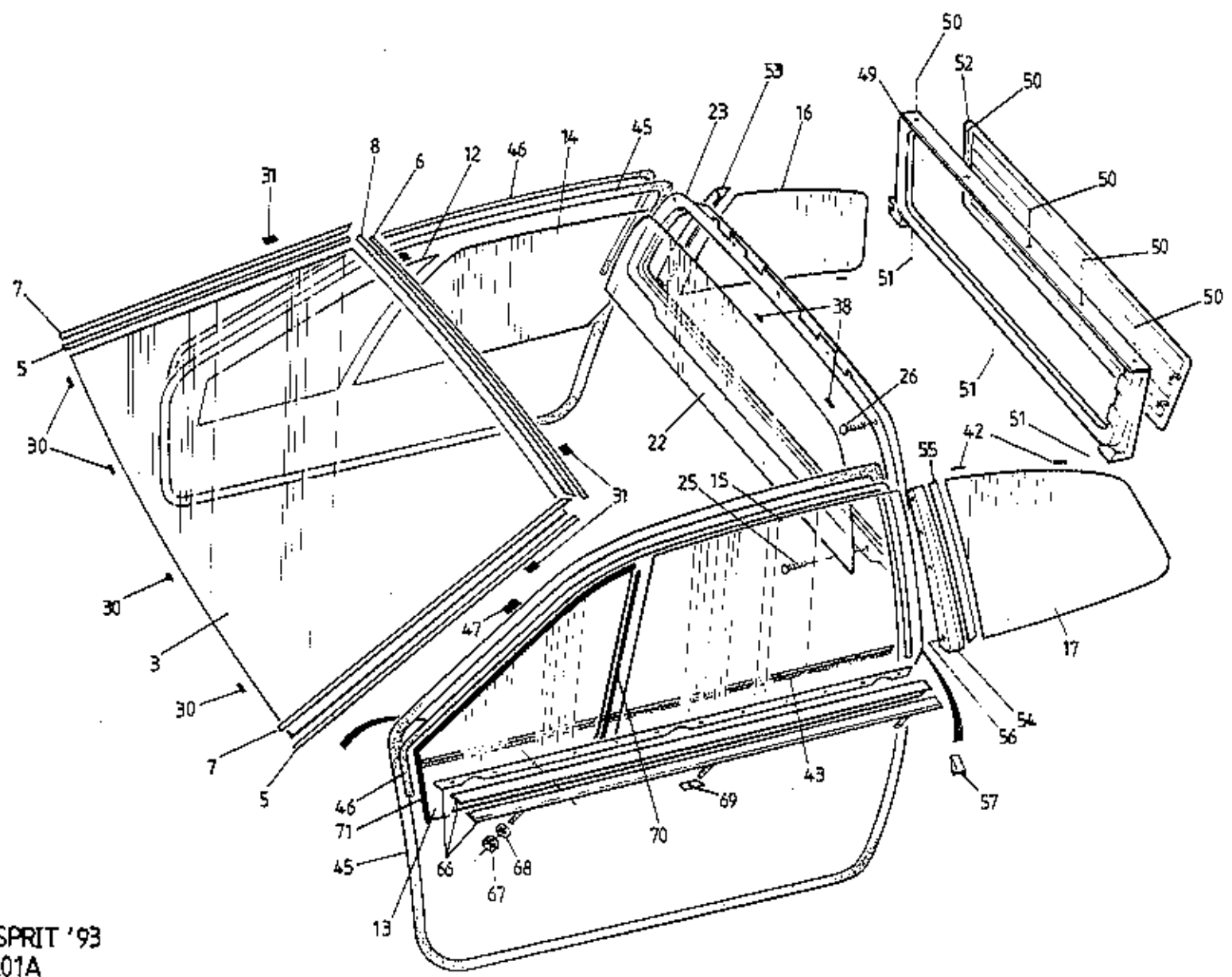
ESPRIT '93
1031A



FUNCTION CODE	CONTENTS: Towing Eye & Fixings	QUANTITY		REMARKS
		S4	SPORT 300	
10.31A				
	PART DESCRIPTION	PART NUMBER		
1	Tow Hook	B082B4957F	1	
	" "	P691.1031.001AF		1
2	Reinforcement Plate, towing hook	C082B4714F	1	1
3	Setscrew, M6 x 20, tow hook fixing	A075W1030Z	1	1
4	Washer, M6 x 12, " " "	A075W4013Z	5	5
5	Nut, Nyloc, M6, " " "	A075W3009Z	5	5

NOV 1994

Esprit range: '93 M.Y. onwards
10.31A



ESPRIT '93
1101A



FUNCTION CODE	CONTENTS:	Glass, Finishers, Door Weatherstrips		QUANTITY		REMARKS
		PART DESCRIPTION	PART NUMBER	ALL		
11.01A						
	"Betaseal" Screen Fitting Kit comprises:		A075B6158J	A/R		Used for windscreen, rear bulkhead glass, tailgate glass, rear 1/2 light windows & door drop glass channel
	Betaseal 71904 in 300cc cartridge			1		
	Glass primer applicator bottle			1		
	Glass primer applicator head and felt pad			1		
	Glass primer, black, 84132-11			1		
	Wipe Cleaner No.4			1		
	Piano Wire 0.6mm x 120cm			1		
	Special Cleaning Paper			1		
	Spacing Blocks 10 x 14 x 20mm			4		
3	Windscreen, tinted		B082U5791F	1		Z/B COBEUSZAK Australia
	" clear		B082U5790F	1		
5	Carrier, windscreen finisher, Sides		A082U7184F	2		
6	" " " Top		A082U7183F	1		
7	Finisher " RH/LH		A082U7178F	2		
8	" " Top		A082U7177F	1		
12	Glass, front 1/2 light, tinted, RH		A082U5794F	1		
13	" " " " " LH		A082U5781F	1		
14	Drop Glass, door, tinted, RH		B082U5782F	1		
15	" " " " " LH		B082U5795F	1		
16	Glass, rear 1/2 light, tinted, RH		A082U5800F	1		
17	" " " " " LH		A082U5801F	1		
22	Glass, rear bulkhead, 7mm thick		B079U4032F	1		
23	Trim Surround, bulkhead glass		A082B4762K	1		
25	Screw, No.6 x 1/2", surround to bulkhead		A075W5014Z	9		
26	Screw, No.6 x 3/4", " " "		A075W5028Z	5		
30	Spacer, 4mm, windscreen		A075U0588Z	6		
31	" 6mm, "		A082U7065F	4		
34	Spacer, 4mm, tailgate glass		A075U0588Z	8		
38	" 4mm, bulkhead glass		A075U0588Z	6		
42	" 4mm, rear 1/2 light windows		A075U0588Z	8		
43	Sealing Strip, door drop glass inner		A089V6166V	2.1m		
45	Weatherstrip, primary door seal		B079U4197F	2		
46	Secondary Seal, door window frame		C082U5779F	2		

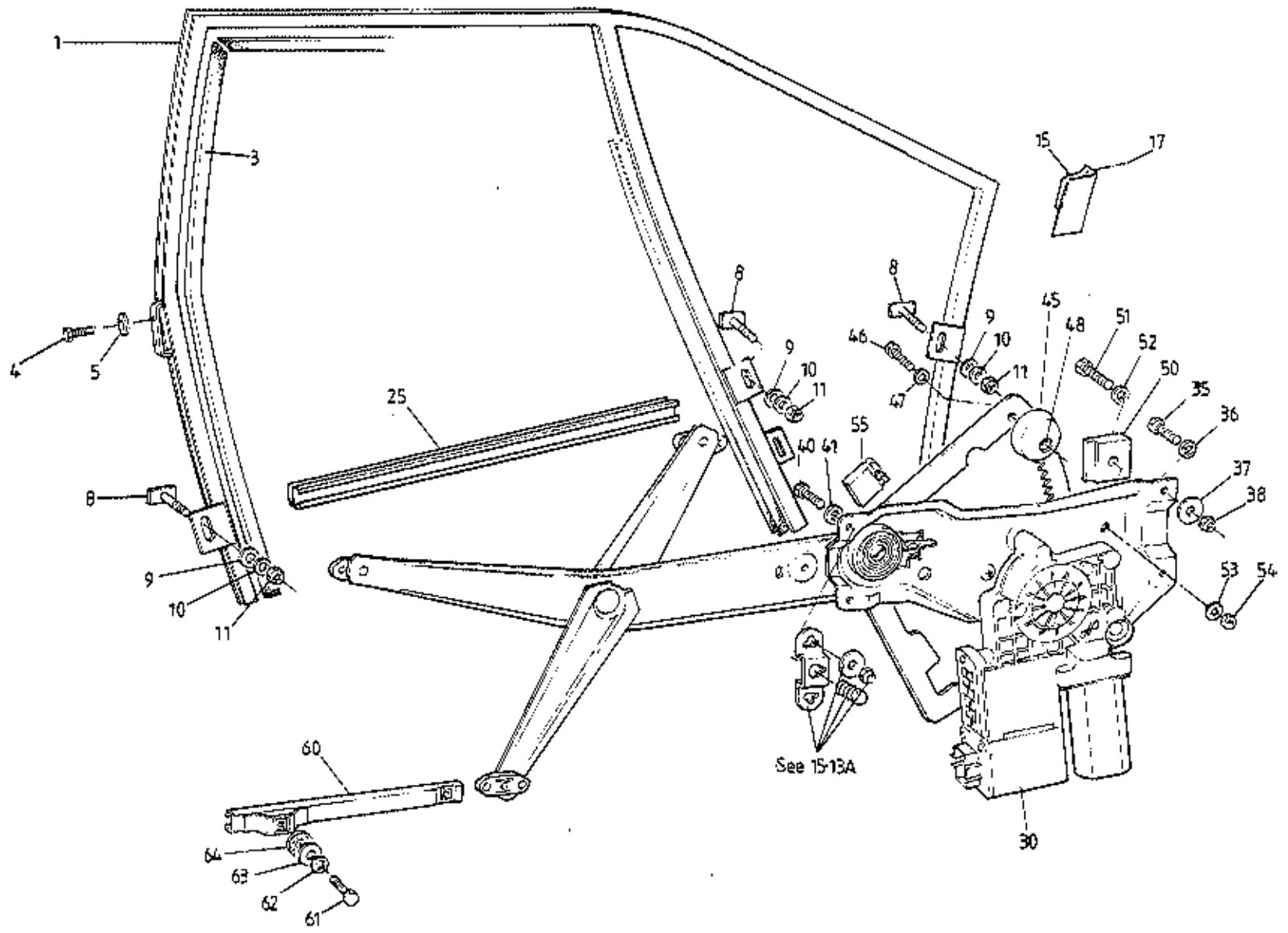


FUNCTION CODE	CONTENTS: Glass, Finishers, Door Weatherstrips	QUANTITY		REMARKS
		ALL		
11.01A	PART DESCRIPTION	PART NUMBER		
47	Spacer, front 1/2 light frame	A075U0588Z	4	
49	Trim Surround, tailgate glass	B082U7449K	1	
50	Plastic Rivet, trim surround top edge fix	A08ZW6505F	5	
51	Pop Rivet, trim surround bottom edge fix	A075W6090Z	3	
52	Tailgate Glass, heated	A082U7436F	1	
53	Finisher, rear 1/2 light window, RH	A082U5742K	1	
54	" " " " " " LH	A082U5741K	1	
55	Spacer, rear 1/2 light window finisher, 1.5mm	A082U7207K)	
	" " " " " " " " 2.5mm	A082U7209K)A/R	
	" " " " " " " " 3.0mm	A082U7209K)	
56	Pop Rivet, waterproof, finisher to 'B' post	A075W6071Z	10	
57	Fillet, door seal path	A082U6195F	4	
66	Seal & Carrier Assy, door waist exterior, RH	B082U7076J	1	
	" " " " " " " " LH	B082U7077J	1	
67	Nut, Nyloc, M3, waist seal carrier to door	A079W3060F	10	
68	Washer, flat, " " " " " "	A075W4001Z	10	
69	Spacer, " " " " " "	A082U7353F	10	
70	Extrusion, door 1/2 light glass	A082U7536V	0.8m	Fitted to centre leg of frame
71	Foam Strip, " " " " " "	A03686221V	0.8m	Fitted to 1/2 light front edge
72	Insert, door 1/2 light glass front channel	A082U7551K	1	LH inner/RH outer
	" " " " " " " "	A082U7552K	1	LH outer/RH inner
75	Support Bracket, door 1/2 light glass	A082U7546F	2	
76	Buffer, door 1/2 light glass support bracket	A075U6050F	2	
77	Screw, No.6 x 1/2", buffer bracket fixing	A075W5012Z	2	
78	Spire Nut, No.6, " " " " " "	A075W6014Z	2	
79	Setscrew, M5 x 16, frame rear upper brkt. fix	A082W1088F	2	
80	Washer, flat, " " " " " "	A082W4098F	2	

* R/B C082U578V 1m per side

NOV 1994

See 11-01A



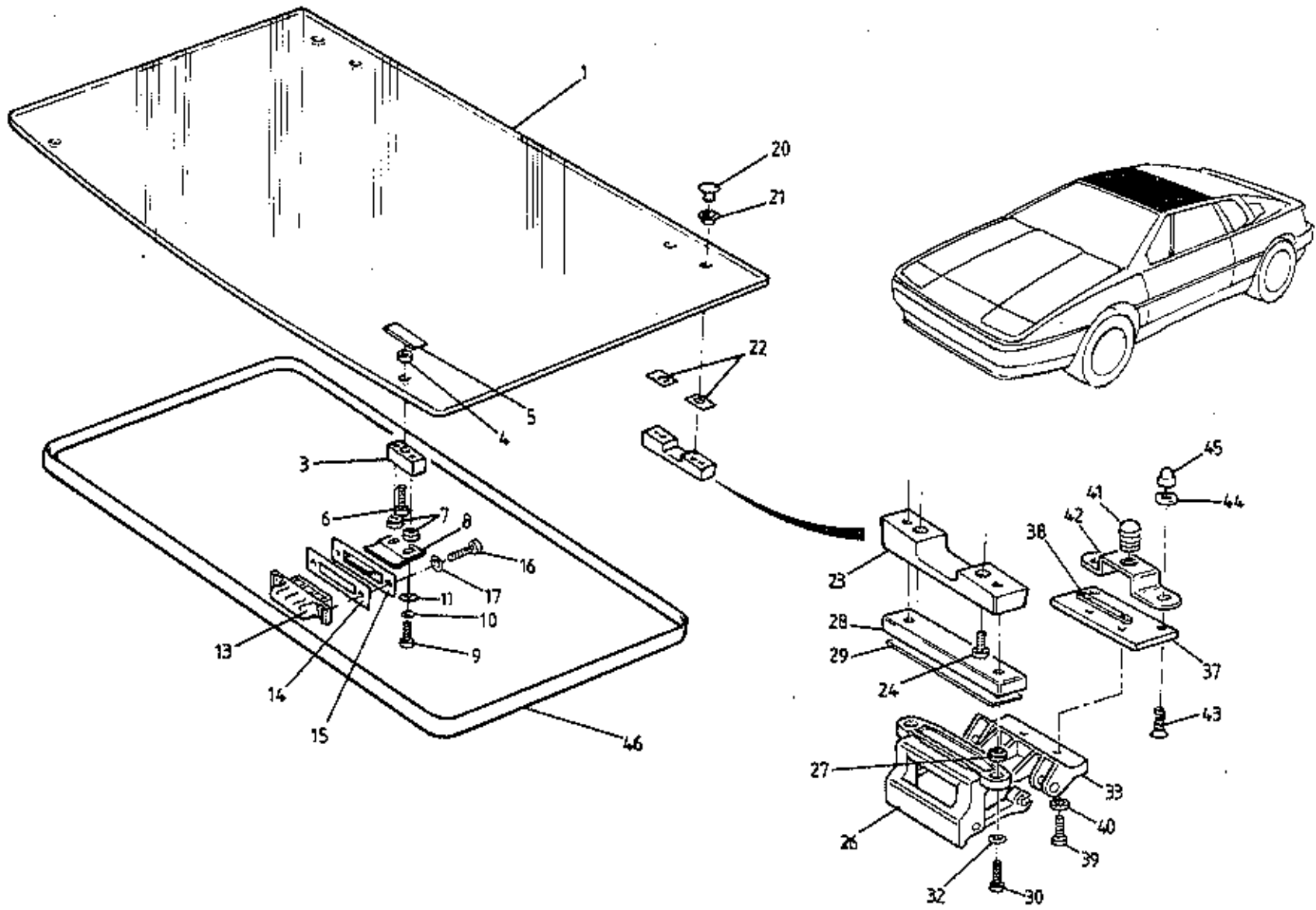
ESPRIT '93
11.02A



FUNCTION CODE	CONTENTS: Door Window Frames, Window Lift Mechanism	QUANTITY		REMARKS	
		EXCEPT USA	USA ONLY		
11.02A	PART DESCRIPTION	PART NUMBER			
1	Door Window Frame, LH	G082U5783F	1	1	
	" " " RH	G082U5784F	1	1	
3	Sealing Channel, drop glass/window frame	C082U5822J	2	2	
4	Setscrew, M5 x 16, frame to top rear of door	A075W1088F	4	4	
5	Washer, flat, " " " " " "	A082W4098F	4	4	
8	Studplate, frame to doorbeam, M6 x 40	B082U5947F	10	10	
9	Washer, flat, M6 x 15, frame to door beam	A075W4015Z	6	6	
10	Washer, shake proof " " " "	A075W4046Z	6	6	
11	Nut, Nyloc, M6, " " " "	A075W3009Z	6	6	
15	Finisher, door shell/frame front, LH	A082U7013K	1	1	
	" " " " " RH	A082U7014K	1	1	
17	Pop Rivet, finisher to door shell	A075W6071Z	6	6	
18	Finisher, door shell/frame rear, LH	A082U7488K	1	1	
	" " " " " RH	A082U7488K	1	1	
20	Rokut Rivet, finisher to door shell	A100W6479F	4	4	
21	Washer, 1/8 x 3/8", finisher rivet	A082W4132F	4	4	
25	Carrier Channel, drop glass	A082U6237F	2	2	
	Shim, window lifting channel	A082U7626F	2	2	
	Tape, adhesive, lift channel shim	A100B6142F	1m	1m	
30	Window Lift Motor & Regulator Assembly, LH	A082U6255Y	1		
	" " " " " "	A082M4957F		1	No obstruction sensing
	" " " " " RH	A082U6254Y	1		
	" " " " " "	A082M4956F		1	No obstruction sensing
35	Setscrew, M5 x 20, window lift motor front fix	A075W1025F	4	4	
36	Washer, flat, 15mm o/d, " " " " "	A075W4014Z	4	4	
37	Washer, flat, 25mm o/d, " " " " "	A075W4004Z	4	4	
38	Nut, M5 Nyloc, " " " " "	A075W3008Z	4	4	
40	Setscrew, M6 x 20, window lift motor rear fix	A075W1030Z	4	4	
41	Washer, shakeproof, M6, " " " " "	A075W4046Z	4	4	
45	Upstop, window regulator, eccentric adjuster	A082U7531F	2)
46	Setscrew, M6 x 16, upstop fixing	A075W1028Z	2) If fitted
47	Washer, spring, " " " " "	A075W4035Z	2)
48	Nut, M6, " " " " "	A075W3020Z	2)



FUNCTION CODE	CONTENTS: Door Window Frames, Window Lift Mechanism	QUANTITY		REMARKS
		EXCEPT USA	USA ONLY	
11.02A	PART DESCRIPTION	PART NUMBER		
50	Reaction Restraint, regulator upstop	A082U7532F	2)
51	Setscrew, M8 x 25, reaction restraint fixing	A075W1039Z	2)
52	Washer, spring, " " "	A075W4036Z	2) If fitted
53	Washer, flat, " " "	A075W4020Z	4)
54	Nut, M8, " " "	A075W3021Z	2)
55	Downstop, window regulator	B082U7494F	2	Square type for early regulator
	" " " " quadrant	A082M4994F	2	Round, black type for later regulator
	" " " " "	A082M4990K		Early type regulator assemblies
	Pop Rivet, downstop fixing	A075W6090F		Later " " "
	Upstop, window regulator, eccentric adjuster	A082U7531F) If fitted
	Setscrew, M6 x 16, upstop fixing	A075W1028Z)
60	Channel, window regulator reaction	A082U6256F	2	
61	Setscrew, M6 x 12, reaction channel to door	A075W1027Z	4	
62	Washer, spring, " " " "	A075W4035Z	4	
63	Washer, flat, " " " "	B082W4018F	4	



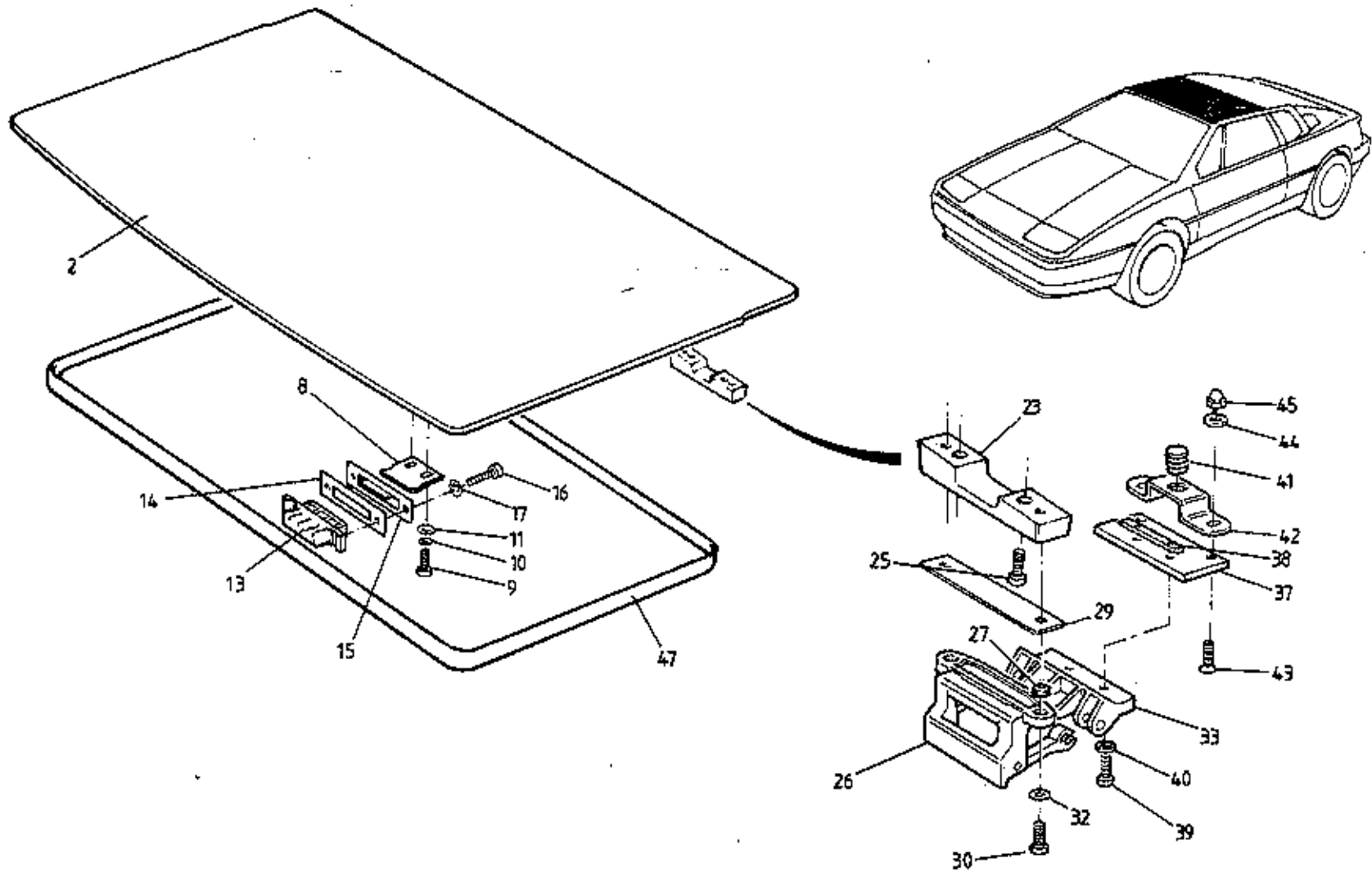
ESPRIT '93
1105A - GLASS ROOF



Function Code	Contents: Glass Roof	Part Description	Part Number	Glass Roof	Remarks
11.05A					
1	Glass Roof		A082U5799F	1	R/B B082U5799F
	Glass Roof		B082U5799F	1	with obscuration band
3	Plinth, tongue to glass roof		A082U4978F	2	
4	Sealing Ring, plinth to glass roof		A082U6103F	2	
5	Tapping Plate, tongue to glass roof		A082U6100F	2	
6	Screw, M5 x 10, tapping plate to plinth		A082W5079F	2	
7	Rubber Washer, tongue to glass roof		A082W4115F	8	
8	Tongue, roof front		A082U6101F	2	
9	Screw, 10 UNF x 1/4", tongue to glass roof		A075W5059Z	4	
10	Washer, shakeproof, tongue to roof		A075W4045Z	4	
11	Washer, flat, tongue to roof		A075W4000Z	4	
13	Slot Recess, LH		A082U6097F	1	
	Slot Recess, RH		A082U6098F	1	
14	Gasket, slot recess to body		A082U6099F	2	
15	Bracket, tongue anti-rattle		A082U5771F	2	R/B B082U5771F
	Bracket, tongue anti-rattle		B082U5771F	2	
16	Screw, M5 x 25, slot recess to body (Stainless)		A082W5185F	4	
17	Washer, flat, M5 x 12, recess to body (Stainless)		A082W4129F	4	
20	Cap Nut, plinth to glass roof		A082U6134F	4	
21	Sealing Washer, cap nut		A082U6136F	4	
	Neoprene Tube, fixings/ roof isolation		A082U6211K	25mm	
23	Plinth, handle to roof		A082U7091F	2	
24	Screw, 10 UNC x 1/2", plinth to glass roof		B082W5120F	4	
26	Handle Assembly 'Auroroof'		B082U6160F	2	
	Spiral Pin, 5/32 x 7/8", Handle pivots		A082W6351F	8	
27	Grommet, Handle assembly to plinth		A082U6197F	4	
28	Spacer, Handle assembly to plinth		B082U7138F	2	
29	Shim, 1mm, handle assembly to plinth		A082U7322F	A/R	
	Shim, 3mm, handle assembly to plinth		A082U7323F	A/R	
30	Screw, M5 x 30, handle assembly to plinth		A082W5142F	4	
32	Washer, flat, handle assembly to plinth		A082W4109F	4	



FUNCTION CODE	CONTENTS: Glass Roof	QUANTITY		REMARKS
		GLASS ROOF		
11.05A	PART DESCRIPTION	PART NUMBER		
33	Latch Bracket, handle assembly	B082U6161F	2	If fitted
	Spacer, latch bracket to tapping plate	A082U7092K	2	
37	Tapping Plate, latch bracket to body, LH	A082U7313F	1	
	" " " " " " RH	A082U7312F	1	
38	Tapping Bar, " " " "	A082U6200F	2	
39	Screw, 10 UNF x 1/2", latch bracket/tapping plate	A075W5059F	4	
40	Rubber Buffer, adjustable, roof abutment	A082U6163F	2	
41	Bracket, rubber buffer	A082U7098F	2	
42	Screw, M5 x 25, bracket & tapping plate to body	A076W5087Z	4	
43	Washer, flat, buffer bracket fixing	A082W4107Z	4	
44	Dome Nut, M5, " " "	A082U3094F	4	
45	Weatherstrip, glass roof to body	A082U6123F	3m	
46	Bag, roof storage	A082V7289J	1	



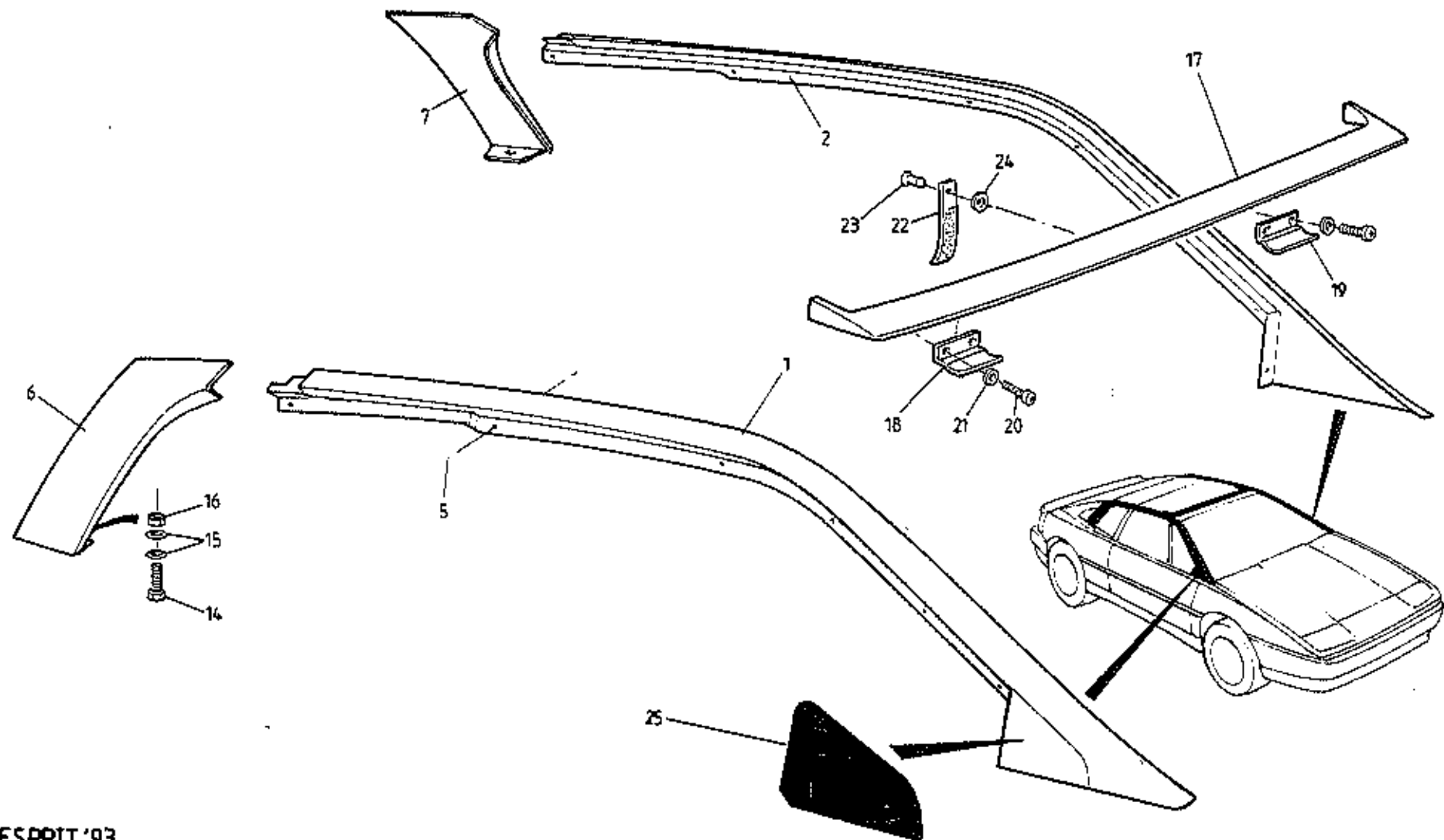
ESPRIT '93
1105B - COMP. ROOF



FUNCTION CODE	CONTENTS: Composite Roof	QUANTITY		REMARKS
		COMP. ROOF		
11.05B	PART DESCRIPTION	PART NUMBER		
2	Composite Roof	B082B4670K	1	inc. headlining
	" " , fixed composite	P691.1201.001AK	1	Sport 300
8	Tongue, roof front	A082U6101F	2	
9	Screw, 10 UNF x 3/4", tongue to comp. roof	A075W5058Z	4	
10	Washer, shakeproof, tongue to roof	A075W4045F	4	
11	Washer, flat, " " "	A075W4000Z	4	
13	Slot Recess, LH	A082U6097F	1	
	" " RH	A082U6098F	1	
14	Gasket, slot recess to body	A082U6099F	2	
15	Bracket, tongue anti-rattle	A082U5771F	2	R/B B082U5771F
	" " " "	B082U5771F	2	
16	Screw, M5 x 25, slot recess to body (Stainless)	A082W5185F	4	
17	Washer, flat, M5 x 12, " " " "	A082W4129F	4	
23	Plinth, handle to roof	A082U7091F	2	
25	Screw, M4 x 12, plinth to composite roof	A075W5085Z	4	
26	Handle Assembly 'Autoroof'	B082U6160F	2	
	Spirol Pin, 5/32 x 7/8", handle pivots	A082W6351F	8	
27	Grommet, handle assembly to plinth	A082U6197F	4	
29	Shim, 1mm, " " " "	A082U7322F	A/R	
	Shim, 3mm, " " " "	A082U7323F	A/R	
30	Screw, M5 x 16, " " " "	A082W5117F	4	
32	Washer, flat, " " " "	A082W4109F	4	
33	Latch Bracket, handle assembly	B082U6161F	2	
	Spacer, latch bracket to tapping plate	A082U7092K	2	If fitted
37	Tapping Plate, latch bracket to body, LH	A082U7313F	1	
	" " " " " " RH	A082U7312F	1	
38	Tapping Bar, " " " "	A082U6200F	2	
39	Screw, 10 UNF x 1/2", latch bracket/tapping plate	A075W5059F	4	
40	Rubber Buffer, adjustable, roof abutment	A082U6163F	2	
41	Bracket, rubber buffer	A082U7098F	2	
42	Screw, M5 x 25, bracket & tapping plate to body	A076W5087Z	4	
43	Washer, flat, buffer bracket fixing	A082W4107Z	4	
44	Dom Nut, M5, " " "	A082U3094F	4	
46	Weatherstrip, composite roof to body	A089U6055F	3m	
	Bag, roof storage	A082V7289J	1	

1995 / 02

Esprit range: '93 M.Y. onwards
d8 Composite Roof 11.05B

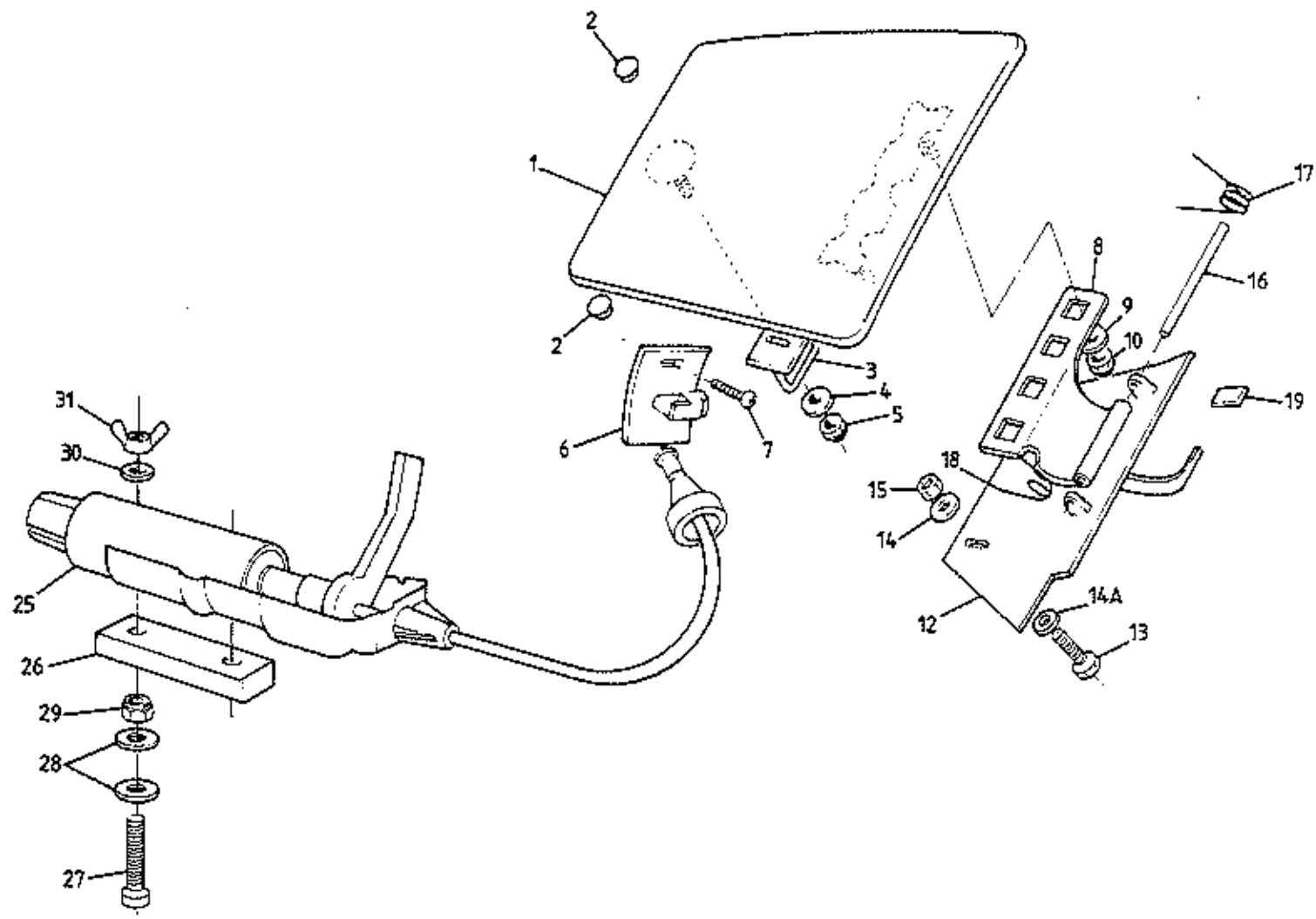


ESPRIT '93
1201A



FUNCTION CODE	CONTENTS:	QUANTITY		REMARKS
12.01A	Capping Rails, Air Scoops, Wind Deflector			
	PART DESCRIPTION	PART NUMBER	ALL	
1	Capping Rail, RH	A082B6220K	1	
2	" " LH	A082B6221K	1	
	Film, Black, capping rail bottom corner, RH	A082B5064K	1) Where fitted on USA cars
	" " " " " " LH	A082B5065K	1	
	Screw, No.6 x 1 1/4", capping rail to body	B082W5023F	12)
57	Air Scoop, engine bay air intake, LH	A082B6222K	1	> Behind rear 1/4 window
6	" " " " " " RH	A082B6223K	1	>
	Finisher, moulded, engine bay air intake, RH	A082B5098K	1	} within rear 1/4 window air intake
	" " " " " " LH	A082B5097K	1	
14	Bolt, M5 x 40, scoop lower fix	A079W2033F	2	
15	Washer, flat, " " "	A075W4000Z	4	Finished in primer.
16	Nut, Nyloc, M5, " " "	A075W3008Z	2	
17	Wind Deflector, sunroof aperture	A082B4869K	1	
18	Retainer Tongue, RH, wind deflector	A082U4986F	1	
19	" " LH, " "	A082U4985F	1	
20	Screw, 10 UNF, tongue to deflector	A075W5059Z	4	
21	Washer, tongue to deflector	A075W4000Z	4	
22	Strap, deflector retaining	A082V7299J	1	
23	Rivet, strap to deflector	A079W6195F	1	
24	Spring Clip, strap rivet	A075W6173F	1	
25	Finisher, capping rail RH	A082B5064K	1	
	" " " " LH	A082B5065K	1	

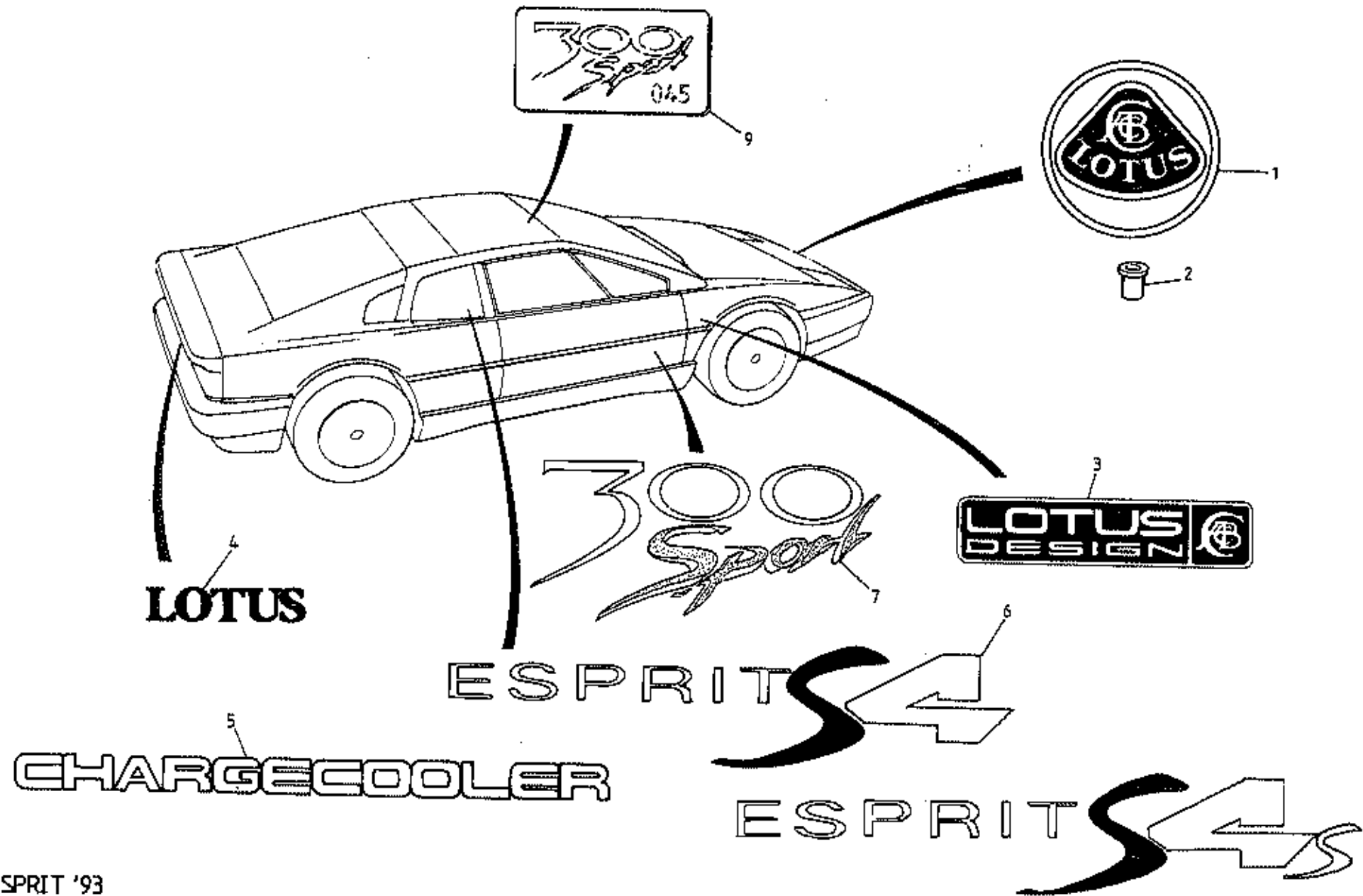
Esprit range: '93 N.Y. onwards
12.01A



ESPRIT '93
12-02A



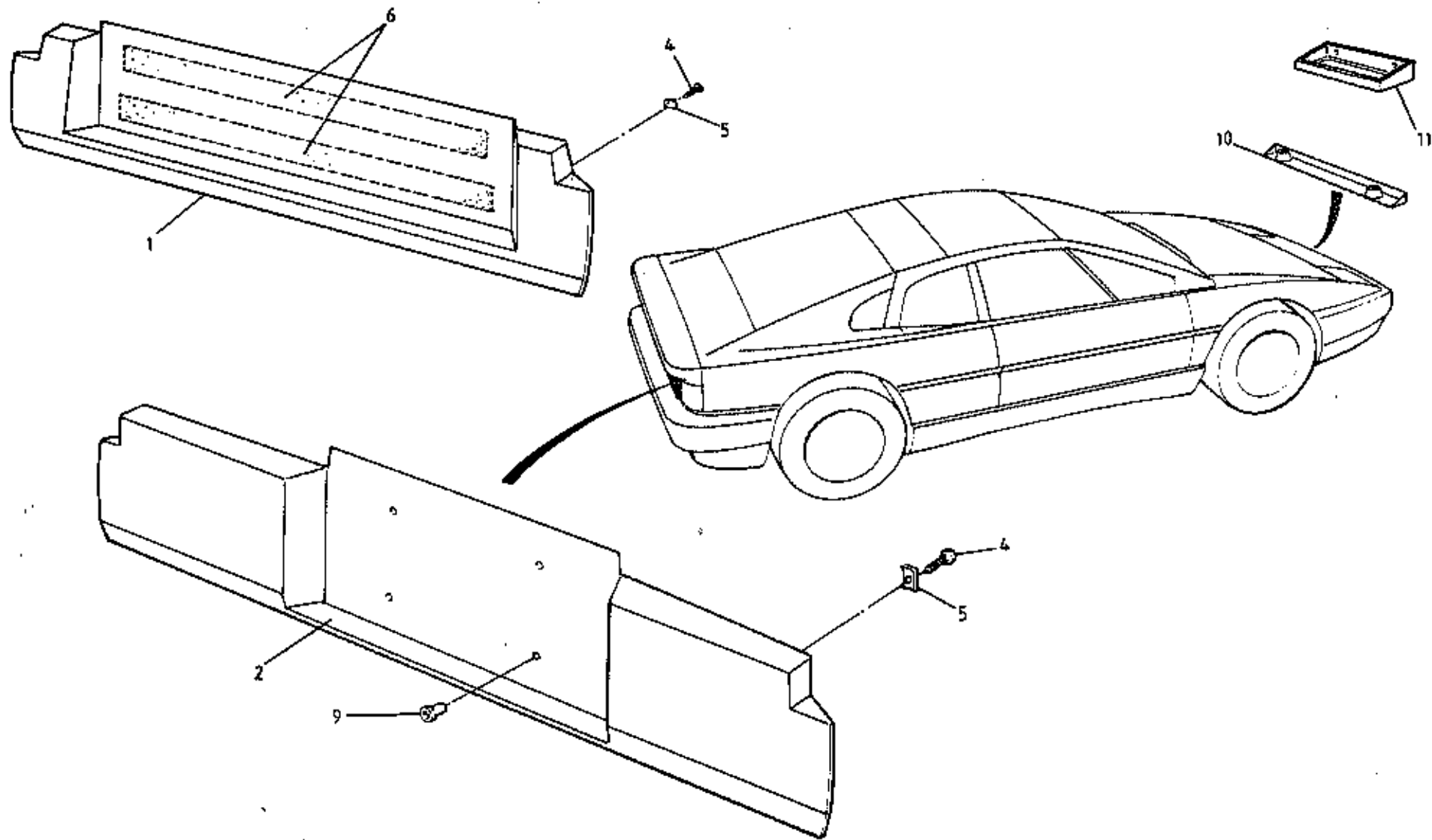
FUNCTION CODE	CONTENTS: Fuel Filler Flaps & Release Mechanism		QUANTITY		REMARKS
	PART DESCRIPTION	PART NUMBER	ALL		
12.02A					
1	Fuel Filler Flap, RH	B082B4672K	1		
	" " " LH	B082B4673K	1		
2	Buffer, fuel filler flap shut stop	A075U6050F	4		
3	Striker, fuel filler flap	A082U5814F	2		
4	Washer, flat, striker to flap	A075W4000Z	2		
5	Nut, Nyloc, M5, striker to flap	A075W3008Z	2		
6	Latch Assembly, fuel filler flap release	A082U6122F	2		
7	Screw, No.6 x 1/2", latch to body	A089W5138F	2		
8	Hinge, fuel filler flap, RH (flap mounted)	B082B4694F	1		
	" " " " LH " "	B082B4695F	1		
9	Washer, flat, hinge to flap	A075W4000Z	4		
10	Nut, Nyloc, M5, hinge to flap	A075W3008Z	4		
12	Hinge, fuel filler flap, RH (body mounted)	B082B4692F	1		
	" " " " LH " "	B082B4691F	1		
13	Setscrew, M6 x 20, hinge to body	A075W1030Z	4		
14	Washer, spacer, M6 x 20, hinge to body	A075W4016Z	4		
14A	Washer, flat, M6 x 12, hinge to body	A075W4013Z	4		
15	Nut, Nyloc, M6, hinge to body	A075W3069Z	4		
16	Spirol Pin, flap hinge	B082B6111F	2		
17	Spring, fuel flap hinge, upper	A082U6144f	1		
18	" " " " lower	A082U6133F	1		
19	Buffer, flap open stop	A082U7052K	2		
25	Solenoid, fuel filler flap release	A082M6395F	2		
26	Spacer, solenoid to body	A082L4163F	2		
27	Screw, M6 x 30, solenoid fixing	A075W5091Z	4		
28	Washer, Flat, M6 x 15, " "	A075W4015Z	8		
29	Nut, Nyloc, M6, " "	A075W3009Z	4		
30	Washer, shakeproof, " "	A075W4046Z	4		
31	Wing Nut, M6, " "	A075W3033Z	4		



ESPRIT '93
1205A



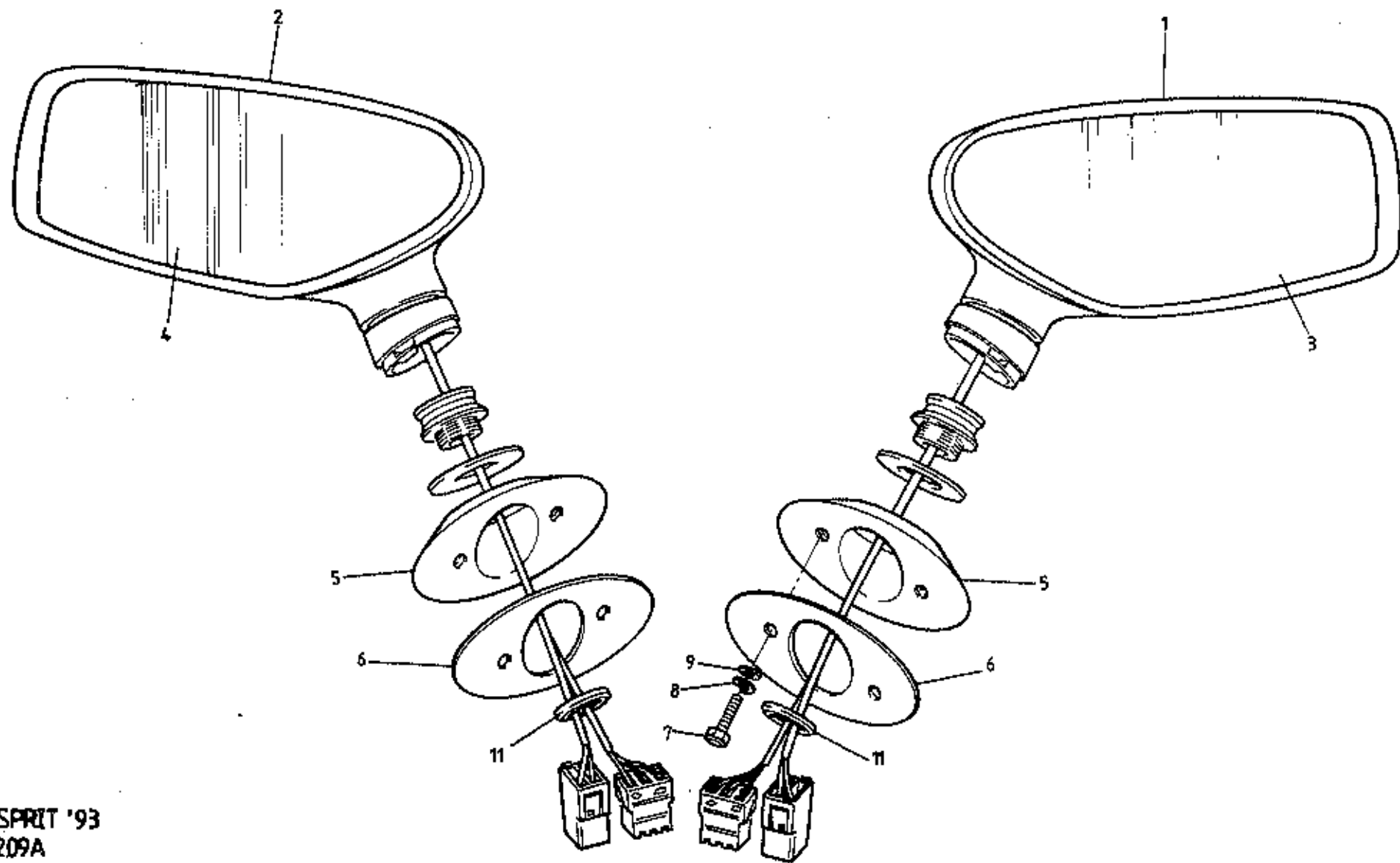
FUNCTION CODE	CONTENTS: Decals & Badges	QUANTITY		REMARKS	
		S4/ S4S	SPORT 300		
12.05A	PART DESCRIPTION	PART NUMBER			
1	Badge, enamel, 'Lotus' roundel, green/yellow	A089U1816F	2	2	On nose rear licence plinth
2	Rawlnut, M5, enamel badge fixing	A075W6074F	2	4	
3	Badge, 'Lotus Design', green/gold	A082U7124F	2		
	" " " black/gold	A082U5991F	2		
4	Badge, 'LOTUS', rear spoiler	B100U0201F	1		
5	Badge, 'CHARGE COOLER', licence plate plinth	A082U7437F	1		Not USA
6	Decal, 'Esprit S4', rear 1/4 window	A082B5114F	2		
	" " S4S " " "	A082B5253F	2		
7	Decal, 'Sport 300', large	P691.1205.001AF		2	Fitted on doors
	" " " small	P691.1205.002AF		1	Fitted on rear bumper
9	Plaque, 'Sport 300', header rail	P691.1205.005AF		1	Specify Limited Edition number
	Double Sided Tape, plaque to plinth	A075U6070V		50mm	
	Plinth, header rail plaque	P691.1205.006AF		1	
	Nut, M4 Nyloc, plinth to header trim	A075W3049F		2	
	Flat Washer, " " " "	A082W4099F		2	
	<i>BLACK OUT FILM BONNET</i>	<i>A082B5063K</i>			



ESPRIT '93
1207A



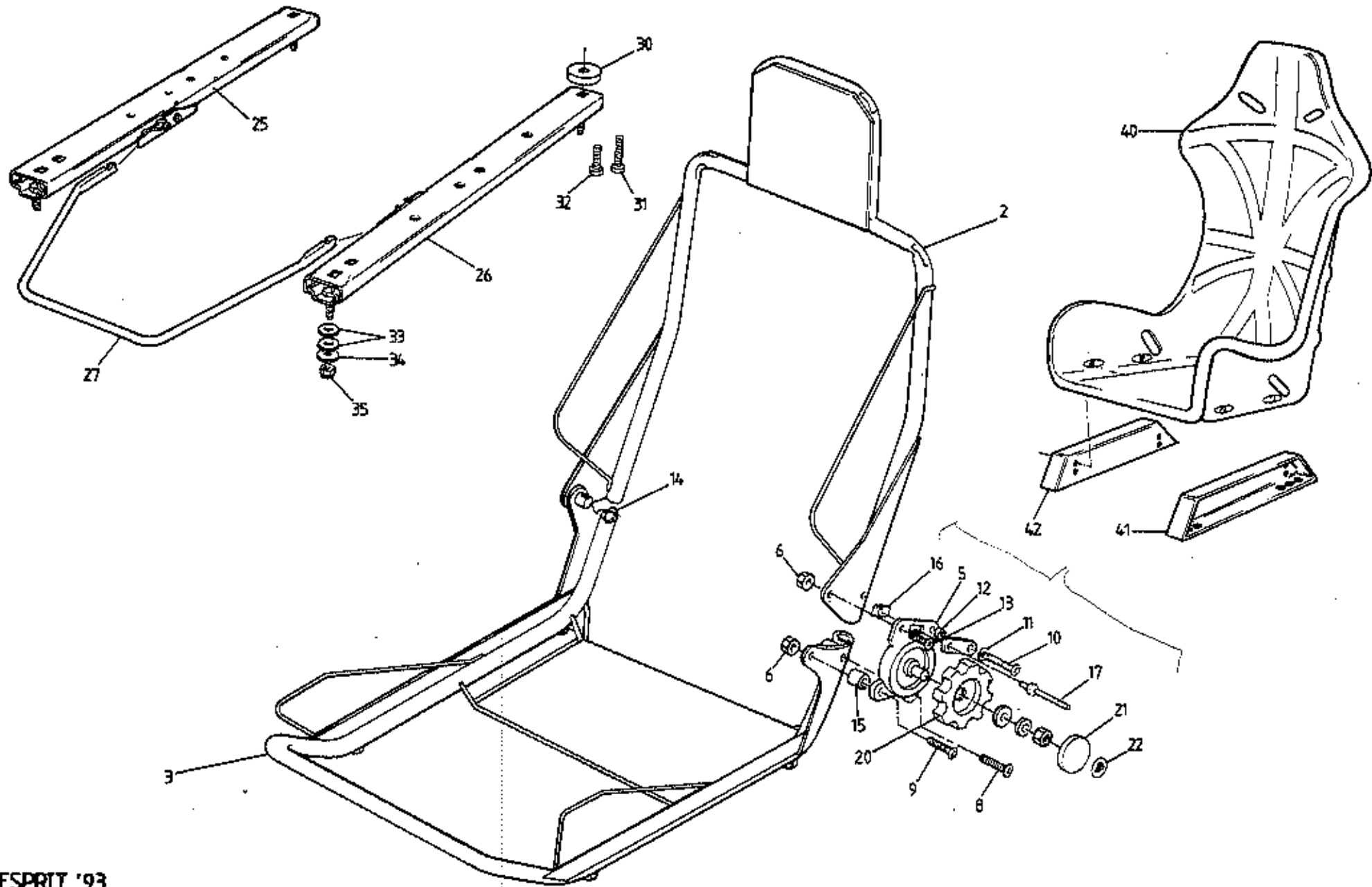
FUNCTION CODE	CONTENTS: Licence Plate Plinths	QUANTITY		REMARKS
		S4	SPORT 300	
12.07A	PART DESCRIPTION	PART NUMBER		
1	Plinth, rear licence plate	A082U6272J	1	
2	" " " "	A082B5183J	1	Non-USA No badge)
	" " " "	B082B5183J	1	USA No badge)Prior '95 M.Y.
	" " " "	P691.1207.001AJ	1	USA With badge)
4	Screw, no.6 x 1 1/4", plinth to body	A075W5013Z	1	With badge, S4/S4S '95 M.Y. onward
5	Spire Nut, no.6, " " "	A075W6024Z	4	4
6	Tape, double sided " " "	B075U6070V	4	4
9	Rivnut, M6, licence plate & plinth to body	A082W6318F	0.5m	0.5m
10	Plinth, front licence plate	A082B5080K	4	USA
11	" " " "	A082B5188J	1	Non-USA
	Screw, M5 x 20, plinth to bumper	A075W5084F	1	USA
	Washer, flat, " " "	A075W4015Z	2	
	Jacknut, M5, " " "	A075W3043F	2	
	Jacknut, M6, front licence plate fixing	A075W3031F	2	USA



ESPRIT '93
1209A



FUNCTION CODE	CONTENTS: Door Mirrors	QUANTITY		REMARKS
		RHD	LHD	
12.09A	PART DESCRIPTION	PART NUMBER		
	Body Door Mirror, RH	A082M6400F	1	1
	" " " LH	A082M6399F	1	1
1	Door Mirror Assembly, RH, convex glass	A082M6402J	1	1
	" " " " " etched glass	A082M6403J		1
	" " " " flat glass	A082M6404J	1	
2	" " " LH, convex glass	A082M6401J	1	1
	" " " " flat glass	A082M6405J	1	1
3	Glass/Pad Assembly, RH, convex glass	A082M6414J	1	1
	" " " " " etched	A082M6413J		1
	" " " " flat glass	A082M6398J	1	
4	" " " LH, convex glass	A082M6415J	1	1
	" " " " flat	A082M6397J	1	1
5	Mounting Plinth, mirror to door	A082U7113J	2	2
6	Gasket, plinth to door	A082U7123F	2	2
7	Setscrew, M6 x 25, mirror to door	A075W1031F	4	4
8	Washer, Spring, M6 " " "	A075W403SZ	4	4
9	Washer, Flat, M6 x 20 " " "	A075W4016Z	4	4
10	Nut, special, mirror to plinth	A082U7115F	2	2
				USA
				Australia
				USA & Australia
				USA
				Australia



ESPRIT '93
1303A



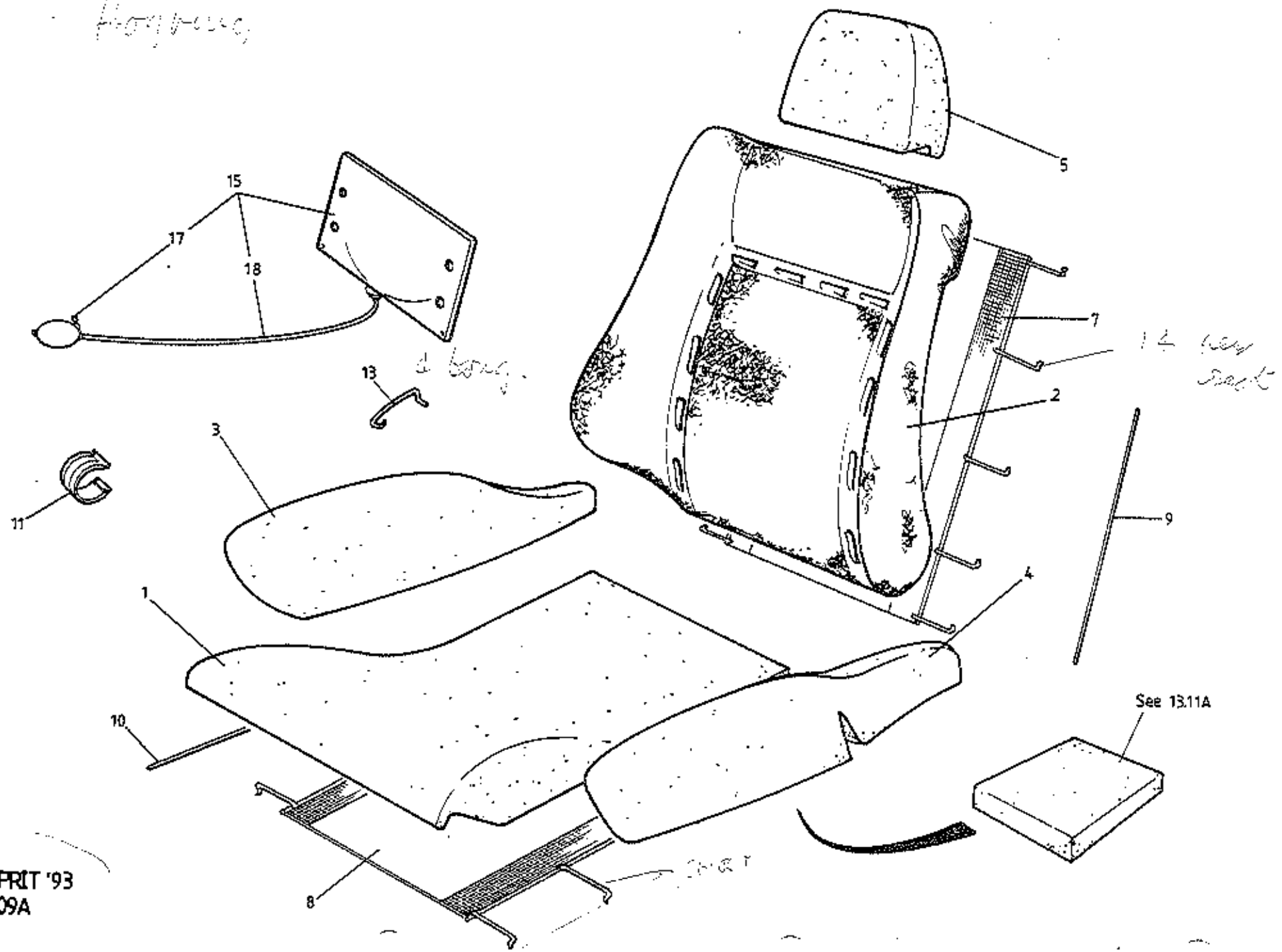
FUNCTION CODE	CONTENTS: Seat Frames, Runners, Recline Mechanism	QUANTITY		REMARKS	
		S4	Sport 300		
13.03A	PART DESCRIPTION	PART NUMBER			
2	Seat Frame, backrest, RH	A082V6182F	1	Quantities are <u>per car</u>	
	" " " LH	A082V6181F	1		
3	Seat Frame, cushion, RH	A082V6180F	1		
4	" " " LH	A082V6179F	1		
?	Spring, anti-rattle	A083V6091V	2		
5	Seat Reclining Mechanism, RH	A083V6065F	1		
	" " " LH	A083V6066F	1		
✓6	Nut, Nyloc, M8	A075W3010Z	8		
8	Screw, button head, M8 x 55, recline mech. fix	B082W7051F	2		
9	" " " M8 x 30, " " "	A082W7050F	2		
10	" " " M8 x 50, latch pivot	A082W7060F	2		
11	Washer, flat, M8 x 16, " "	A075W4020Z	2		
12	Insert, nylon, latch pivot	A082W4100F	2		
✓13	Screw, button head, M8 x 25, recline mech. fix	A082W7062F	2		
14	Clip, idler pivot	A082V6153F	2		
15	Spacer	A082V5921F	4		
16	Locking Plate, tilt pawl	A082V5923F	2		
17	Pop Rivet, locking plate fix	A075W6087Z	2		
18	Washer, drive plate clamp	A089U6066F	2		
19/	Washer, recline mechanism shaft	A089U6065F	2		
20	Handwheel, seat recline	A083V6067F	2		
21	Trim, handwheel centre	A083V6068F	2		
22	Lotus Badge, handwheel centre	A089U1813F	2		
25	Seat Runner, RH	A089V2572K	2		
26	" " LH	A089V2571K	2		
27	Lift Bar, slide release	C082V6183F	2		
	" " " "	P691.1301.004BF	2		
30	Spacer, 12 mm, runner to seat frame	A082U5100F	8		If fitted
31	Setscrew, M8 x 30, runner to seat frame	A075W9007F	8		Used with 12 mm spacers
32	" M8 x 16, " " " "	A075W9006F	8		Used without spacers
33	Washer, M10 x 30, runner to floor	A082W4108F	8		
34	Washer, M8 x 25, floor underside	A075W4021Z	8		
35	Nut, Nyloc, M8, runner to floor	A075W3010Z	8		



FUNCTION CODE	CONTENTS: Seat Frames, Runners, Recline Mechanism	QUANTITY		REMARKS
		S4	SPORT	
13.03A	PART DESCRIPTION	PART NUMBER	300	
40	Seat Moulding, untrimmed	P691.1302.003AK	2	} Also S4s with Sport seats
41	Plinth, seat mounting, LH	P691.1301.005AF	12	
42	" " " RH	P691.1301.006AF	12	
43	Nut, Nyloc, M8, plinth to seat runner	A075W3010Z	8	
44	'D' Washer, " " " "	P691.1301.008AF	8	

Quantities are per car

High back



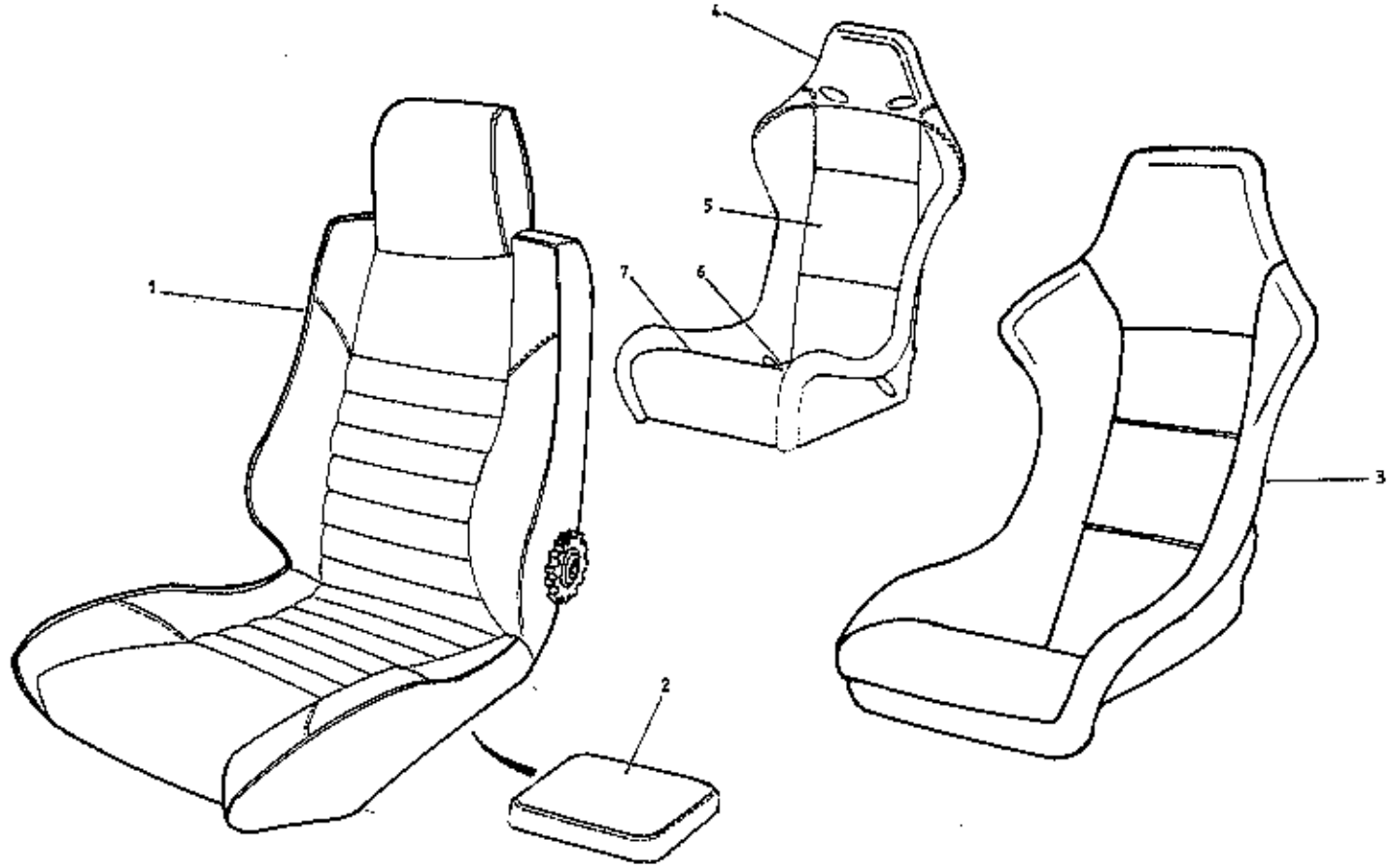
ESPRIT '93
13.09A



FUNCTION CODE	CONTENTS: Seat Foams & Suspension, Lumbar Support		QUANTITY		REMARKS
	PART DESCRIPTION	PART NUMBER	S4	SPORT 300	
13.09A					
- 1	Cushion Foam	A082V8098K	2		Quantities are <u>per car</u>
- 2	Backrest	A082V8028F	2		
- 3	Armrest Foam, RH	A082V8100K	2		
- 4	" " LH	A082V8099K	2		
- 5	Headrest Foam	A082V8033K	2		
	Foam, headrest support	A082V8212K	2		
- 7	Suspension Unit, backrest	A082V6186F	2		
- 8	Suspension Unit, cushion	A082V6185F	2		
- 9	Flexolator, backrest, 520 mm	A082V4782F	4		
- 10	" cushion, 490 mm	A082V4783F	4		
- 11	Tube Clip, trim to frame	B079W6120F	110		
	Hogring, flexolator to suspension unit	A075W6076F	80		
13	Hook, 55mm, suspension unit to frame	A082M6299F	8		
15	Lumbar Support Unit, inflatable	A089V6141F	2		
	" " " "	P691.1302.040AJ	2		
17	Pump & Valve, lumbar support unit	A089V6142F	2		
18	Tubing, pump to lumbar support unit	A089V4331F	2		

1995 / 02

Esprit range: '93 M.Y. onwards
ds 13.09A

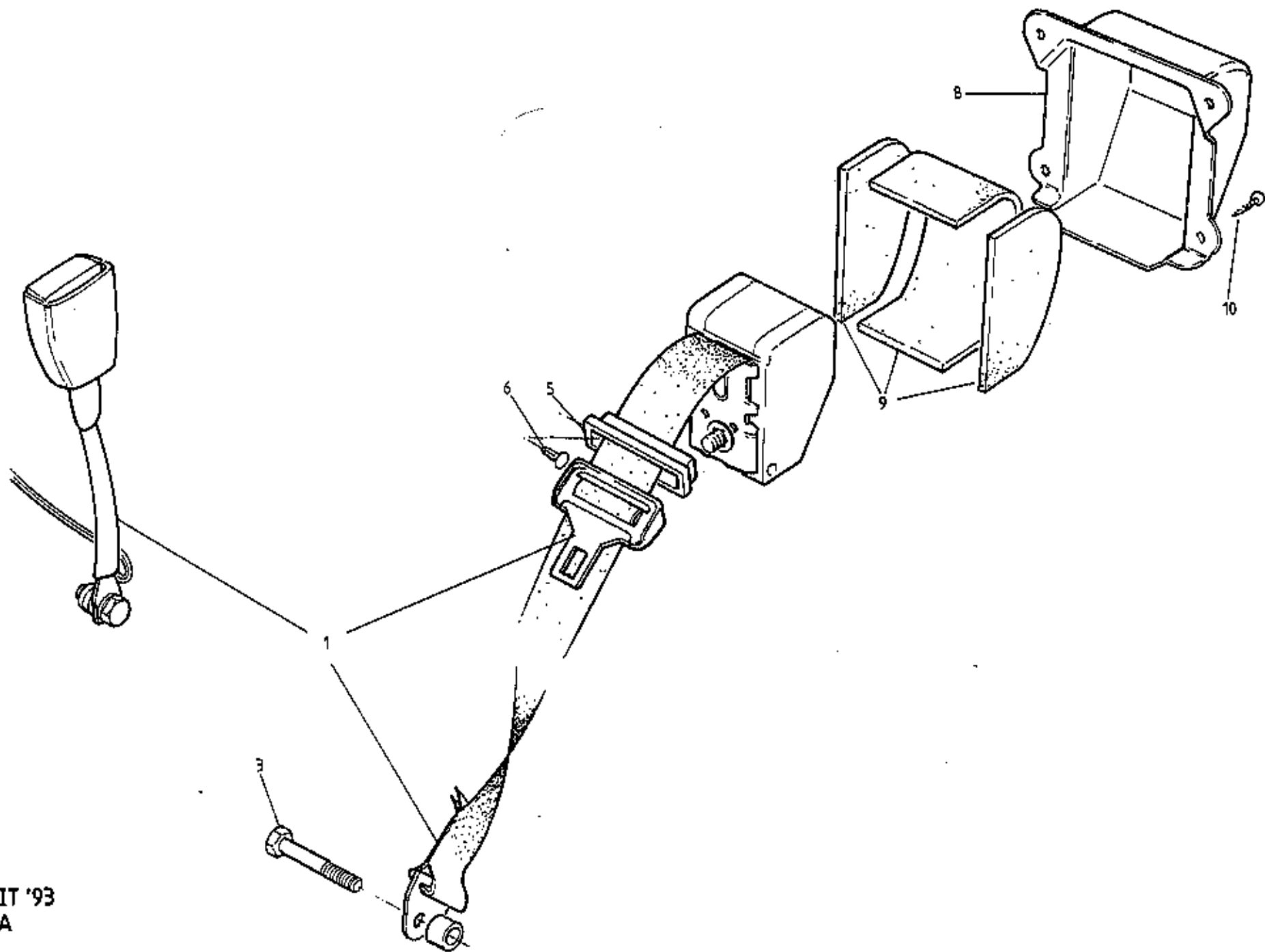


ESPRIT '98
13.11A



FUNCTION CODE	CONTENTS: Trimmed Seats & Covers		QUANTITY		REMARKS
			S4/S4S	SPORT 300	
13.11A	PART DESCRIPTION		PART NUMBER		
1	Trimmed Seat Assembly, LH		A082V8671J*	1)
	" " " RH		A082V8672J*	1)
	Trim Cover, complete seat, graphite (raven)		A082V8572J*))
	" " " " grey		A082V8573J*))
	" " " " light grey		A082V8574J*))
	" " " " blue		A082V8575J*) 2) S4 Prior to '95 M.Y.
	" " " " red		A082V8576J*))
	" " " " magnolia		A082V8577J*))
	" " " " gold		A082V8578J*))
	" " " " sand		A082V8579J*))
2	Bolster Cushion		A082V8688J	2)
1	Trimmed Seat Assembly, LH		B082V8671J*	1	>
	" " " RH		B082V8672J*	1	> Standard seats, '95 M.Y.onwards
	Trim Cover, complete seat		B082V8572J*	2	>
2	Bolster Cushion		A082V8688J	2	>
3	Trimmed Seat Assembly, (Leather/alcantara)		P691.1302.040BJ*	2) S4S Sports seat without harness
	Seat Cover Assembly, (Leather/alcantara)		P691.1302.041BJ*	2) slots, '95 M.Y. onwards
4	Trimmed Seat Assembly		P691.1302.040AJ*		2 >
	Seat Cover Assembly		P691.1302.041AJ*		2 >
5	Backrest Cushion Assembly, trimmed		P691.1302.021AJ*		2 > Sport seat with harness slots
6	Seat Cushion, trimmed, rear		P691.1302.029AJ*		2 >
7	" " " front		P691.1302.028AJ*		2 >
	" " " " special.		A082V8589J	1	S4 Prior to '95 M.Y.

* Specify or supply sample of trim colour, & state colour of piping. State Vehicle Identification Number (V.I.N.)

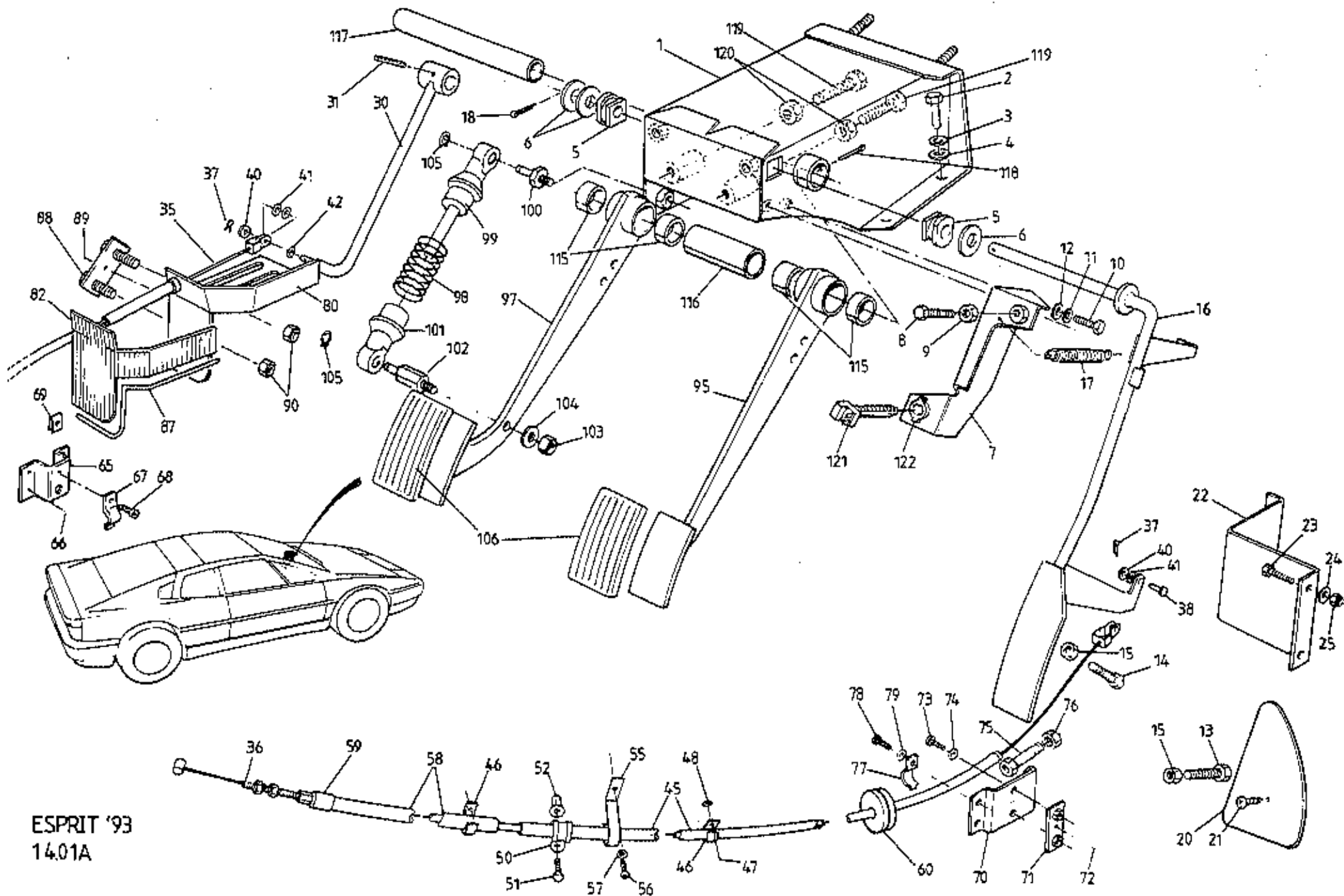


ESPRIT '93
13-27A



FUNCTION CODE	CONTENTS: Seat Belts & Reel Covers	PART DESCRIPTION	PART NUMBER	QUANTITY		REMARKS
				ALL		
13.27A						
1		Seat Belt Assembly	D085V7166F	2		UK/Europe
		Seat Belt Assembly	A082V7972F	2		Australia only
		Seat Belt Assembly, driver	D085V7166F	1		USA, Sept. '95 on
		Seat Belt Assembly, passenger (with ratchet)	A082V6222F	1		USA, Sept. '95 on
3		Bolt, 7/16" UNF x 3.25", belt to sill & chassis	B075W2018F	4		
5		Finisher, seat belt bulkhead slot	B075V0612K	2		
6		Button, slot finisher fixing	A075W6041Z	4		
8		Trim Cover, seat belt reel	A082U4740K	2		
9		Foam, trim cover sound insulation	A083V6104V	0.25m ²		
10		Screw, No.6 x 0.5", cover fixing	A075W5015Z	8		
		Screw, No.8 x 0.75", belt to mounting beam	A075W5074Z	4		Australia only

Esprit range: '93 M.Y. onwards
13.27A



ESPRIT '93
14.01A



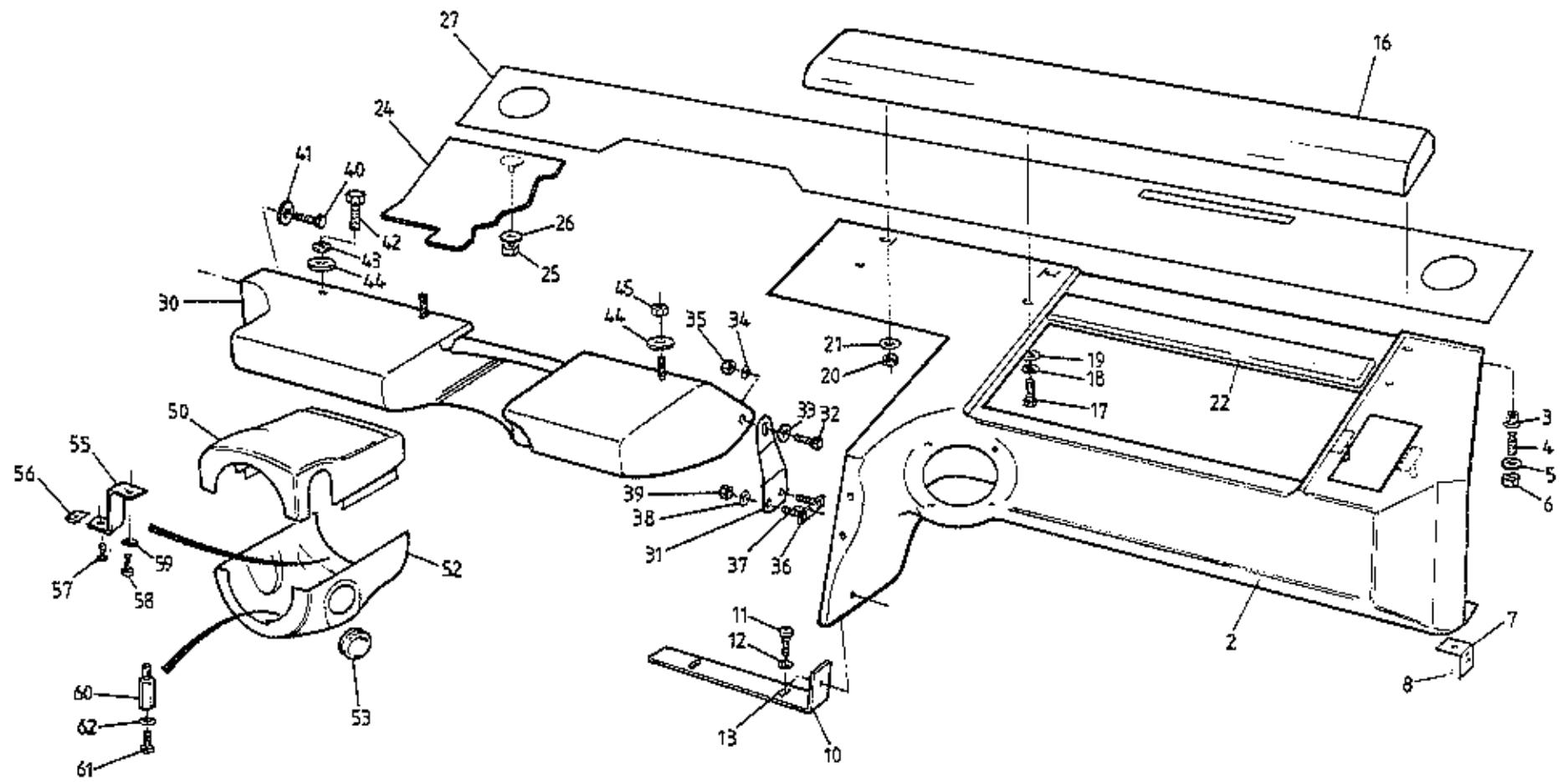
FUNCTION CODE	CONTENTS: Pedal Box & Pedals, Throttle Cable	QUANTITY		REMARKS	
		RHD	LHD		
14.01A	PART DESCRIPTION	PART NUMBER			
1	Pedal Box	B082J4315F	1	1	
2	Setscrew, M8 x 20, pedal box to chassis	A075W1038Z	4	4) As fitted
	" M8 x 25, " " " "	A075W1039Z	4	4	
3	Washer, spring, M8, " " " "	A075W4048Z	4	4)
4	" flat, M8 x 16, " " " "	A075W4020Z	4	4	
5	Bush, throttle pedal pivot	A075J6005Z	2	2	
6	Washer, flat, throttle pedal pivot	A075W4005Z	3	3	
7	Bracket, throttle pedal upstop/stop switch mntg.	A082J4348F	1	1	
8	Bolt, M8, upstop to pedal box <i>Throttle upstop</i>	A075W1040Z	1	1	
9	Locknut, M8, upstop to pedal box	A075W3026Z	1	1	
10	Setscrew, M6 x 18, upstop to pedal box	A075W1029Z	2	2	
11	Washer, spring, M6, upstop fixing	A075W4035Z	2	2	
12	" flat, M6 x 12, upstop fixing	A075W4013Z	2	2	
13	Bolt, M8 x 45, throttle pedal downstop	A075W1043F	1		
14	" M8 x 50, " " " "	A079W1044F		1	
15	Nut, plain, M8, downstop locking	A075W3072F	1	1	
16	Throttle Pedal	B082J4303F	1		
	" "	A082J4304F		1	
17	Spring, throttle pedal return	A075J6029Z	1	1	
18	Split Pin, 1/8" x 1", throttle pedal retention	A075W6176F		1	
20	Pad, throttle pedal downstop	A082V7807K	1		
21	Screw, no.8 x 3/8", pad to bulkhead	A075W5032Z	1		
22	Abutment Bracket, throttle downstop	A082J4317F		1	
23	Setscrew, M6 x 16, bracket fix	A075W1028Z		4	
24	Washer, M6 x 25, " " " "	A075W4017Z		4	
25	Nut, Nyloc, M6, " " " "	A075W3009Z		4	
30	Lever Arm, throttle pedal	B082J4190F	1		
31	Spirol Pin, 5 x 30, lever arm to pedal shaft	A082W6235F	1		
35	Throttle Cable	A082J4309F	1		Length: 2248/2526mm blue colour code
36	" "	C082J4161F		1	" 2110/2526mm white " "
37	'R' Pin, cable securing	A075W6175F	1	1	
38	Clevis Pin, 3/16" x 5/16", cable securing	A075W6030Z		1	
40	Washer, cable clevis to lever	A075W4000Z	3	3	
41	Wavy Washer, " " " "	A075W4087Z	1	1	



FUNCTION CODE	CONTENTS: Pedal Box & Pedals, Throttle Cable	QUANTITY		REMARKS
		RHD	LHD	
14.01A	PART DESCRIPTION	PART NUMBER		
42	Washer, Nylon, anti-rattle	A089W4104F	1	1
45	Conduit, throttle cable	A079L4008V	1.6m	1.6m
46	'P' Clip, conduit to bulkhead/air deflector	A075W6228F	2	2
47	Pop Rivet, 'P' clip fixing	A075W6068Z	2	2
48	Washer, " " "	A075W4000Z	2	2
50	'P' Clip, conduit to engine bay sidewall	A075Q6013Z	1	1
51	Setscrew, 10 UNF x 3/4", 'P' clip to sidewall	A075W1003Z	1	1
52	Jacknut, 'P' clip to sidewall	A076W3043F	1	1
55	Spring Clip, throttle cable to bulkhead	A082U7206F	1	1
56	Screw, No.10 x 1/2", clip fixing	A075W5040Z	1	1
57	Washer, flat, clip fixing	A075W4000Z	1	1
58	Insulation, throttle cable	A082J6111K	1	1
59	End Cap, throttle cable insulation	A082L6112F	2	2
60	Grommet, throttle cable/bulkhead	A036B6182Z	1	1
65	Clamp Bracket, throttle outer cable to tunnel	E082J4165F	1	1
66	Pop Rivet, clamp bracket to tunnel	A075W6071F	4	4
67	Clamp, throttle outer cable to tunnel bracket	A082P4244F	1	1
68	Screw, No.6 x 1/2", clamp to bracket	A075W5014F	1	1
69	Spire Nut, No.6, " " "	A075W6014Z	1	1
70	Abutment Bracket, throttle cable front	A082J4230F	1	1
71	Tapping Plate, abutment bracket to tunnel	A082J4231F	1	1
72	Pop Rivet, waterproof, tapping plate fixing	A075W6071Z	1	1
73	Screw, M5 x 16, abutment bracket fixing	A082W5107F	2	2
74	Washer, s/proof, " " "	A075W4045Z	2	2
75	Adjuster, throttle cable front abutment	A082J4229F	1	1
76	Lock Nut, 5/16" UNF, cable adjuster	A075W6071Z	1	1
77	Clamp, throttle cable outer to abut. brkt.	A082P4244F	1	1
78	Screw, M5 x 10, clamp to abutment bracket	A082W5097F		1
79	Washer, s/proof " " " "	A075W4045Z		1
80	Footrest	A082U7160F	1	
	Spacer, footrest to tunnel	P691.1401.005AK	1	Sport 300. Use if no s/proofing fitted
82	Rubber Mat, footrest	A082J6117K	1	
	Foot Pad, footrest	P691.1401.010AK	1)
	Screw, M4 x 16, pad to rest	SCF04016F	2) Sport 300
	Washer, flat, pad to rest	WP040013F	2)
	Nut, Nyloc, M4, pad to rest	A075W3049F	2)



FUNCTION CODE	CONTENTS: Pedal Box & Pedals, Throttle Cable	QUANTITY		REMARKS
		RHD	LHD	
14.01A	PART DESCRIPTION	PART NUMBER		
87	Rubber Edging, footrest	A085U6080V	300mm	300mm
88	Studplate, footrest to tunnel	A082U7435F	1	1
89	Pop Rivet, tapping plate to tunnel	A075W6091F	1	1
90	Nut, Nyloc, M8, " " "	A075W3010Z	2	2
95	Brake Pedal	B082J4313F	1	1
	" "	P691.1401.004AK		1 Sport 300
97	Clutch Pedal	B082J4316F	1	1
	" "	P691.1401.008AK		1 Sport 300
98	Spring, clutch pedal assistor	B082J6144F	1	1)
99	Seat, upper, assistor spring	A082J6142F	1	1 inc. guide pin)
100	Pivot Pin, upper seat to pedal box	A082J4305F	1	1)
101	Seat, lower, assistor spring	A082J6143F	1	1) If fitted
102	Pivot Pin, lower seat to pedal	A082J4306F	1	1)
103	Nut, M8, pivot pin to pedal	A082W3116F	1	1)
104	Washer, flat, pivot pin fixing	A100W4134F	1	1)
105	Circlip, spring seats to pivot pins	A082W6496F	2	2)
106	Pad, rubber, brake & clutch pedals	A079J6001F	2	2)
	" drilled alloy, brake pedal	P691.1401.009AK	1	1 >
	" " " clutch pedal	P691.1401.008AK	1	1 >
	Screw, M4 x 16, pad to pedal	SCF04016F	4	4 > Sport 300
	Washer, flat, pad to pedal	WP040011F	4	4 >
	Nut, Nyloc, M4, pad to pedal	A075W3049F	4	4 >
115	Pivot Bush, brake & clutch pedals	A079J6025F	4	4
116	Spacer, brake/clutch pedals	A079J4005F	1	1
117	Shaft, brake & clutch pedal pivot	B079J4003F	1	1
118	Split Pin, 1/8" x 1/4", pedal shaft retaining	A075W6008Z	1	1
119	Setscrew, M8 x 25, brake/clutch pedal upstop	A075W1081Z	2	2
120	Locking Nut, M8, " " " "	A075W3026Z	2	2
121	Switch, stop lamps	A089M6019F	1	1
122	Bush, stop switch to pedal box	A089M6020F	1	1



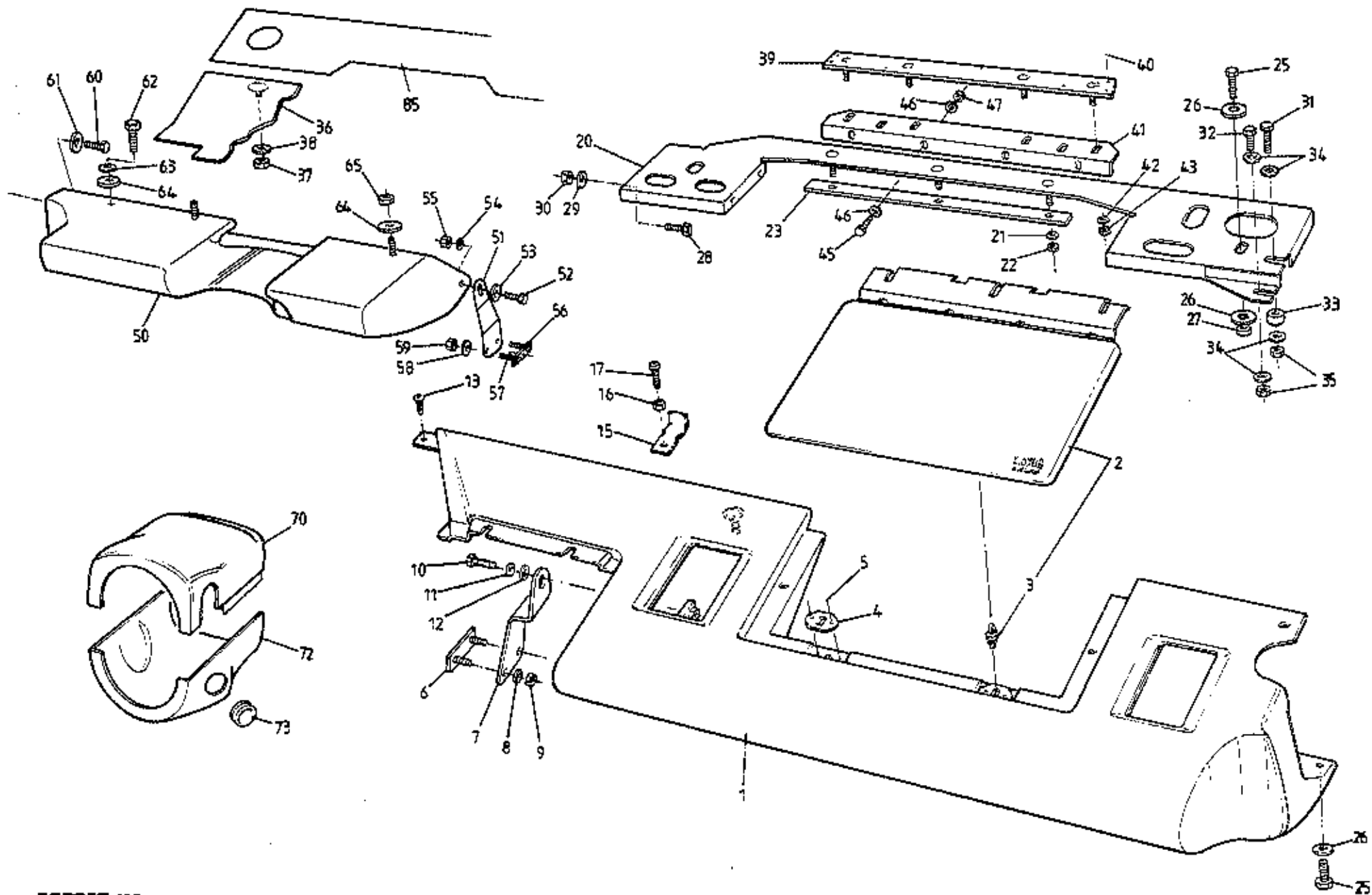
ESPRIT '93
14-05A EXCEPT DUAL SIR



FUNCTION CODE	CONTENTS: Except Dual S.I.R.: Fascia Panels, Steering Column Shrouds	QUANTITY		REMARKS
		NON SIR	DRIVE S.I.R.	
14.05A	PART DESCRIPTION	PART NUMBER		
				* <u>Specify or supply sample of trim & Vehicle Identification Number</u>
2	Fascia, trimmed, passenger side, RHD	A082V8613J*	1	
	" " " " LHD	A082V8475J*	1	1
3	Jacknut, M6, fascia fixing	A075W3034Z	1	1
4	Stud, M6 x 30, fascia to scuttle beam	A082U6082F	1	1
5	Washer, flat, " " " "	A089U1854F	4	4
6	Nut, M6 Nyloc, " " " "	A075W3009Z	4	4
7	Bracket, fascia to door hinge post	B079V4147K	2	2
8	Pop Rivet, fascia bracket fixing	A075W6090Z	6	6
10	Bracket, pass. side fascia to tunnel top	A082U6236F	1	1
11	Screw, M4 x 10, bracket to tunnel top	A075W5079F	2	2
12	Washer, M4 x 20, " " " "	A100W4121F	2	2
13	Pop Rivet, bracket to fascia	A075W6090Z	2	2
	Crash Pad, trimmed, RHD	A082V8615J*	1	
16	" " " " LHD	A082V7979J*	1	1
17	Setscrew, M6 x 18, crash pad to fascia	A075W1029Z	3	3
18	Washer, spring, " " " "	A075W4035Z	3	3
19	Washer, M6 x 25, " " " "	A075W4017Z	3	3
20	Nut, Nyloc, M6, crash pad to fascia	A075W3009Z	3	3
21	Washer, flat, M6 x 12, " " " "	A075W4013Z	3	3
22	Infill Panel, trimmed, crash pad/glovebox	B082V7977J*	1	1
	" " " " binn. to 'A' post, RHD	A082V8614J*	1	
24	" " " " " " " " LHD	A082V8684J*	1	1
25	Nut, M6, Nyloc, infill panel to scuttle beam	A075W3009Z	1	1
26	Washer, flat, M6 x 12, " " " "	A075W4013Z	1	1
27	Trim Cover, screen landing	A082V7585K	1	1
	'Knee Bolster', driver's, trimmed, RHD	A082V8616J*	1	
30	Knee Bolster, " " " " LHD	B082V7980J*	1	1
31	Support Bracket, driver's knee bolster inboard	B082V7808F	1	1
32	Setscrew, M6 x 20, bracket to knee bolster	A075W9015F	1	1
33	Washer, flat, M6 x 12, " " " "	A075W4013Z	1	1
34	" " M6 x 20, " " " "	A075W4016Z	1	1
35	Nut, Nyloc, M6, " " " "	A075W3009Z	1	1



FUNCTION CODE	CONTENTS: Except Dual S.I.R.: Fascia Panels, Steering Column Shrouds	QUANTITY		REMARKS
		NON SIR	DRIVER S.I.R.	
14.05A	PART DESCRIPTION	PART NUMBER		
				* <u>Specify or supply sample of trim & Vehicle Identification Number</u>
36	Studplate, knee bolster to tunnel	A082V7809F	1	1
37	Pop Rivet, studplate to tunnel	A075W6091Z	1	1
38	Washer, flat, M6 x 12, knee bolster to tunnel	A075W4013Z	2	2
39	Nut, Nyloc, M6, " " " "	A075W3009Z	2	2
40	Bolt, M6 x 30, knee bolster to door hinge post	A075W1032F	1	1
41	Washer, flat, M6 x 20, " " " "	A075W4016Z	1	1
42	Setscrew, M6 x 16, bolster to scuttle beam	A075W1028Z	1	1
43	Washer, shakeproof, " " " "	A075W5011Z	1	1
44	Washer, flat, M6 x 15, " " " "	A075W4015Z	3	3
45	Nut, Nyloc, M6, " " " "	A075W3009Z	2	2
	Column Shroud, upper, trimmed	A082V8685J*	1	
50	" " " "	A082V7981J*		1
	" " lower, " "	A082V8686J*	1	
52	" " " "	A082V7982J*		1
53	Grommet, column lock to shroud	A100V6061F	1	1
54	Screw, No.6 x 1/2", upper shroud to lower shroud	A075W5012Z	2	2
55	Bracket, lower column shroud support, front	A082V7975F	1	1
	" " " " rear	A082V7698F	1	1
56	Spire Nut, No.6, shroud to brackets	A079W6024F	1	2
57	Screw, No.6 x 1/2", " " "	A075W5012F	1	2
58	Screw, M4 x 10, brackets to column	A075W5079F	1	2
59	Washer, s/proof, M4, " " "	A075W4086F	1	2
60	Extension Stud, column shroud rear	A100U0279F	1	
61	Screw, M4 x 12, lower shroud rear	A100W5143F	1	
62	Washer, lower shroud rear	A075W4063Z	1	



ESPRIT '93
14.05B - DUAL SIR



FUNCTION CODE	CONTENTS: Dual S.I.R.: Fascia Panel, Steering Cloumn Shrouds	QUANTITY		REMARKS
		DUAL S.I.R.		
14.05B	PART DESCRIPTION	PART NUMBER		
				* <u>Specify or supply sample of trim & Vehicle Identification Number</u>
1	Knee Bolster, passenger side, LHD, trimmed	A082V8681J*	1	
2	Lid, trimmed, passenger inflator module	A082V8682J*	1	
3	Clip, 'snap off', lid to knee bolster	A082U6304F	2	Inc. with trimmed lid
4	Plate, clip retaining	A082U7649K	2	
5	Pop Rivet, retaining plate to bolster	A075W6091Z	1	
6	Studplate, knee bolster bracket to tunnel	A082V7809F	1	
7	Bracket, passenger knee bolster " "	A082U7674F	1	
8	Washer, flat, M6 x 12, " " "	A075W4013Z	2	
9	Nyloc Nut, M6, knee bolster bracket to tunnel	A075W3009Z	2	
10	Setscrew, bolster to tunnel	A075W1030Z	1	
11	Washer, s/p, " " "	A075W4035Z	1	
12	Washer, M6 x 15, bolster to tunnel	A075W4015Z	1	
13	Screw, fascia to scuttle	A075W5012Z	1	
15	Support Tab, body scuttle	A082U7682F	1	
16	Nut, Nyloc, M6, Tab fixing & bolster height adjust	A075W3009Z	1	
17	Screw, M6 x 30, Tab fixing & bolster height adjust	A075W5091Z	1	
20	Panel, passenger inflator module mounting	A082U7645F	1	
21	Washer, M6 x 15, " " lid to panel	A075W4015Z	3	
22	Nut, Nyloc, M6, " " " " "	A075W3009Z	3	
23	Washer Plate, inflator module panel	A082U7656F	1	
25	Setscrew, M6 x 30, knee bolster outboard fix	A075W1032Z	2	
26	Washer, flat, M6 x 20, " " "	A075W4016Z	3	
27	Nut, M6, Nyloc, " " "	A075W3009Z	1	
28	Setscrew, M5 x 20, panel to scuttle beam	A075W1025F	2	
29	Washer, Flat, " " " "	A075W4011Z	2	
30	Nut, Nyloc, M5, " " " "	A075W3008Z	2	
31	Setscrew, M6 x 30, panel to 'A' post	A075W1032Z	1	
32	Setscrew, M6 x 16, " " " "	A075W1028Z	1	

10V 1994



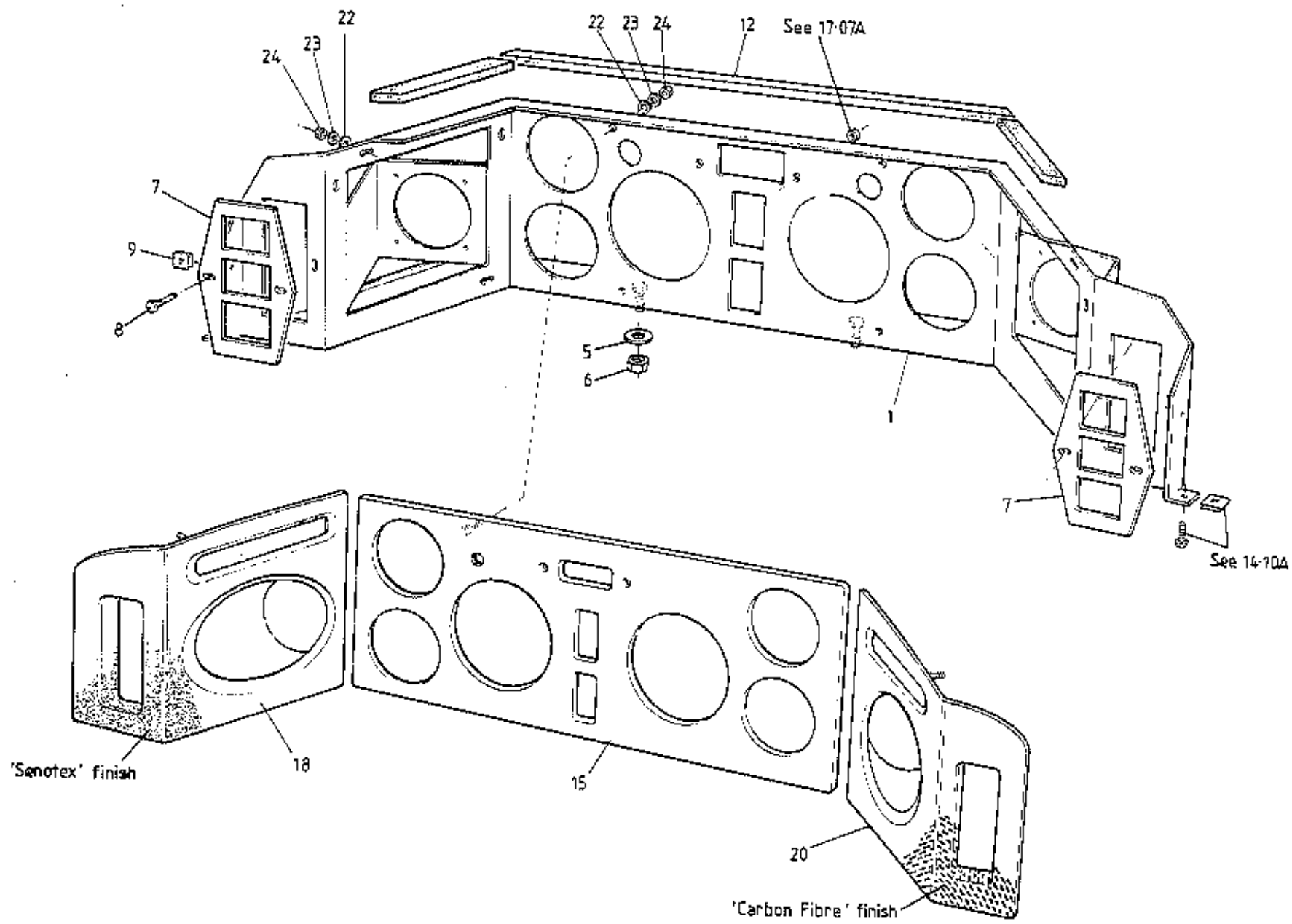
FUNCTION CODE	CONTENTS: Dual S.I.R.: Fascia Panel, Steering Column Shrouds	QUANTITY		REMARKS
		DUAL	S.I.R.	
14.05B	PART DESCRIPTION	PART NUMBER		
33	Spacer, panel to 'A' post	A082U7662F	1	
34	Washer, flat, M6 x 15, panel to 'A' post	A075W4015Z	2	
35	Nut, Nyloc, M6, " " " "	A075W3009Z	2	
36	Infill Panel, trimmed, binn. to 'A' post, LHD	A082V8684J*	1	
37	Nut, M6, Nyloc, infill panel to scuttle beam	A075W3009Z	1	
38	Washer, flat, M6 x 12, infill panel/scuttle	A075W4013Z	1	
39	Stud Plate, fixing angle to body scuttle	A082U7677F	1	
40	Pop Rivet, stud plate fixing	A075W6068Z	7	
41	Fixing Angle, inflator module panel to body	A082U7652F	1	
42	Washer, M6 x 12, fix. angle to scut. stud plate	A075W4013Z	4	
43	Nut, Nyloc, M6, " " " " " "	A075W3009Z	4	
45	Setscrew, M5 x 12, module panel front edge fix	A075W1021Z	4	
46	Washer, flat, M5 x 10, " " " " "	A075W4011Z	8	
47	Nut, Nyloc, M5, " " " " "	A075W3008Z	4	
50	Knee Bolster, drivers side, trimmed, LHD	B082V7980J*	1	
51	Support Bracket, driver's knee bolster inboard	B082V7808F	1	
52	Setscrew, M6 x 20, bracket to knee bolster	A075W9015F	1	
53	Washer, flat, M6 x 12, " " " "	A075W4013Z	1	
54	" " M6 x 20, " " " "	A075W4016Z	1	
55	Nut, Nyloc, M6, " " " "	A075W3009Z	1	
56	Studplate, knee bolster to tunnel	A082V7809F	1	
57	Pop Rivet, studplate to tunnel	A075W6091Z	1	
58	Washer, flat, M6 x 12, knee bolster to tunnel	A075W4013Z	2	
59	Nut, Nyloc, M6, " " " "	A075W3009Z	2	
60	Bolt, M6 x 30, knee bolster to door hinge post	A075W1032F	1	
61	Washer, flat, M6 x 20, " " " "	A075W4016Z	1	
62	Setscrew, M6 x 16, bolster to scuttle beam	A075W1028Z	1	
63	Washer, s/p " " " "	A075W5011Z	1	
64	Washer, flat, M6 x 15, " " " "	A075W4015Z	3	
65	Nut, Nyloc, M6, " " " "	A075W3009Z	2	
70	Column Shroud, upper, trimmed	A082V7981J*	1	

* Specify or supply sample of trim & Vehicle Identification Number



FUNCTION CODE	CONTENTS:	QUANTITY		REMARKS
		DUAL	S.I.R.	
14.05B	Dual S.I.R.: Fascia Panel, Steering Column Shrouds			
	PART DESCRIPTION	PART NUMBER	DUAL	S.I.R.
72	Column Shroud, lower, trimmed	A082V7982J*	1	
73	Grommet, column lock to shroud	A100V6061F	1	
74	Screw, No.6 x 1/2", upper shroud to lower shroud	A075W5012Z	2	
75	Bracket, lower column shroud support, front	A082V7975F	1	
76	" " " " " rear	A082V7698F	1	
77	Spire Nut, No.6, shroud to bracket	A079W6024F	2	
78	Screw, No.6 x 1/2", " " "	A075W5012F	2	
79	Screw, No.4 x 1", bracket to column	A075W5079F	2	
80	Washer, s/proof, M4, " " "	A075W4086F	2	
85	Trim Cover, screen landing	A082V7585K	1	

* Specify or supply sample of trim & Vehicle Identification Number



ESPRIT '93
 14.07A



FUNCTION CODE	CONTENTS: Binnacle Instrument Panel & Masks	QUANTITY		REMARKS
		S4/ S4S	SPORT 300	
14.07A	PART DESCRIPTION	PART NUMBER		
1	Instrument Panel	A082U7613F	1	
	" "	G082U7307F	1	
	" "	P691.1407.007BK	1	
	" "	P691.1407.007BK		1
5	Washer, flat, M6 x 20, " " "	A075W4016Z	2	2
6	Nut, Nyloc, M6, instrument panel to scuttle	A075W3009Z	2	2
7	Plate, switch mounting	B082U5918F	2	2
8	Screw, No.6 x 1/2", plate fixing	A075W5012F	4	4
9	Spire Nut, No.6, plate fixing	A075W6014Z	4	4
12	Foam, self adhesive, panel to binnacle cover	A082U6065V	A/R	A/R
15	Mask, 'carbon fibre', centre instrument panel	A082U7562F	1	
	" " " " " "	D082U7327F	1	
	" Burr Walnut, " " "	A082U7706F*	1	
18	" 'carbon fibre', side instrument panel, LH	B082U7561F	1	
	" Burr Walnut, " " " "	A082U7705F*	1	
20	" 'carbon fibre', " " " RH	B082U7560F	1	
	" Burr Walnut, " " " "	A082U7704F*	1	
	" " " , matching set, centre/LH/RH	A082U7739S#	1	
15	" Senotex, centre instrument panel	P691.1407.002BK		1
18	" Senotex, side instrument panel LH	P691.1407.003AK		1
20	" Senotex, " " : RH	P691.1407.004AK		1
	Recess Moulding, face level vent surround	A082U7564K	2	2
22	Washer, flat, mask fixing	A075W4000Z	10	10
23	Washer, S/P " "	A075W4086F	10	10
24	Nut, M4, mask to instrument panel	A075W3019F	10	10

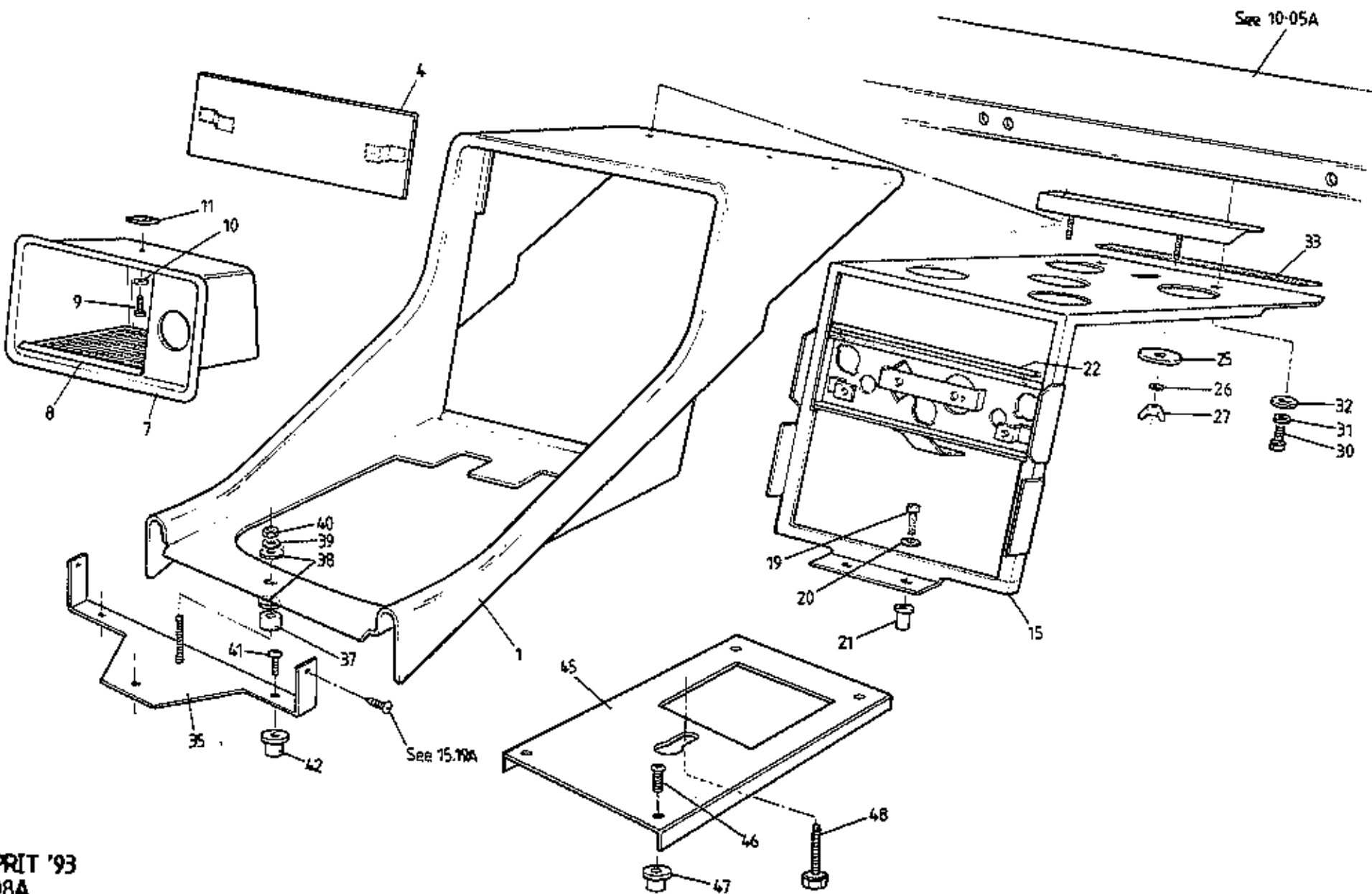
Non-S.I.R. (no boost gauge)>Prior to S.I.R. (with boost gauge) >'95 M.Y. '95 M.Y. onwards

Non-S.I.R. (no boost gauge)>Prior to S.I.R. (with boost gauge) >'95 M.Y, '95 M.Y. onwards
Prior to '95 M.Y.
'95 M.Y. onwards
Prior to '95 M.Y.
'95 M.Y. onwards
" " "

Included in side instrument masks

* Panels purchased individually may not match, see also matched set "#"

Esprit range: '93 M.Y. onwards
d8 14.07A



ESPRIT '93
1408A



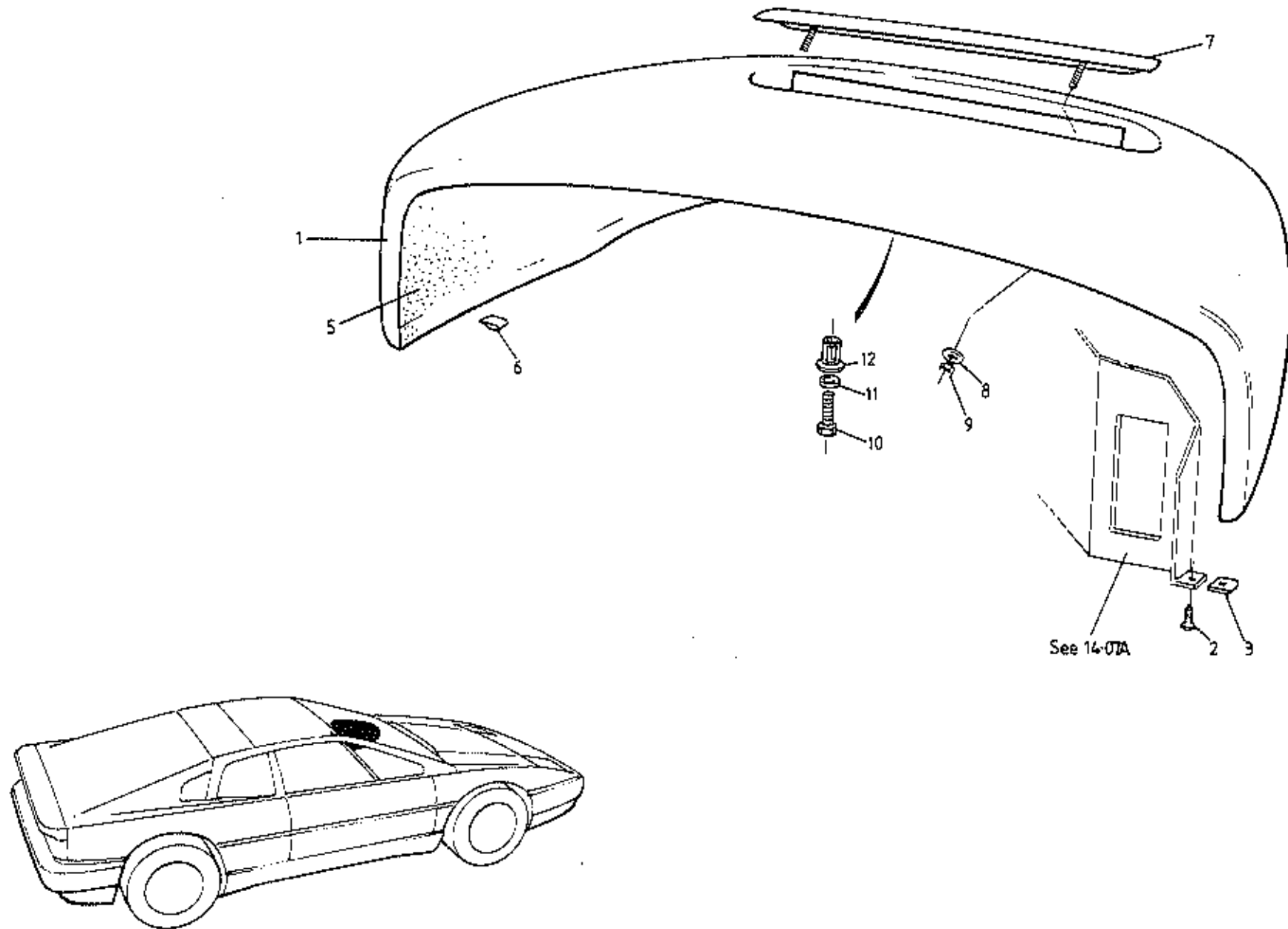
FUNCTION CODE	CONTENTS: Centre Console, Climate Controls Mounting Bracket	QUANTITY		REMARKS	
		S4	SPORT 300		
14.08A	PART DESCRIPTION	PART NUMBER			
1	Centre Console, trimmed, LHD	A082V8617J*	1	1	Except Dual S.I.R. Dual S.I.R.
	" " " " RHD	A082V8677J*	1		
4	Blanking Panel, trimmed, radio aperture	A082V8618J*	1	1	
7	Oddment Pocket, centre console	A082V7616J*	1	1	
	" " " "	A082V8596K	1		
8	Mat, oddment pocket	P691.1408.003AK		1	
9	Screw, Pozi, M4 x 12, oddment pocket fixing	A082V8234K	1	1	
10	Washer, Flat " " " "	A100W5143F	1	1	
11	Spire Nut, M4, " " " "	A075W4063Z	1	1	
15	Mounting Bracket, radio & climate controls	A100W6449F	1	1	
17	Setscrew, M6 x 12, bracket to scuttle beam	B082U7346F	1	1	
18	Washer, M6, bracket to scuttle beam	A075W1027Z	2	2	
19	Screw, M4 x 10, radio bracket to tunnel	A075W4046Z	2	2	
20	Washer, flat, " " " "	A075W5079F	2	2	
21	Wellnut, M4, " " " "	A075W4000Z	2	2	
22	Edging Strip, bracket edges	B082W4046Z	2	2	
25	Washer, flat, console top to radio mntg. brkt.	A085V6080V	A/R	A/R	
26	Washer, s/proof, " " " " " "	A075W4009Z	2	2	
27	Washer, s/proof, " " " " " "	A075W4086Z	2	2	
30	Wing Nut, M4, " " " " " "	A082W3081F	2	2	
31	Setscrew, radio mounting bracket to scuttle beam	A075W1028Z	2	2	
32	Washer, spring, " " " " " "	A075W4033Z	2	2	
33	Washer, flat, M6 x 15, " " " " " "	A075W4015Z	2	2	
35	Seal, neoprene, bracket anti-squeak	B075U6054V	A/R	A/R	
37	Studplate, centre console rear fixing	C082F4117F	1		
38	Spacer, " " " " " "	A100L6007F	1		
39	Washer, flat, M6 x 15, console rear fixing	A075W4015Z	1		
40	Washer, spring, M6, " " " " " "	A075W4035Z	1		
41	Nut, Nyloc, M6, " " " " " "	A075W3009Z	1		
42	Screw, studplate to centre tunnel	A075W5079F	2		
	Rawlnut, " " " " " "	A082W6350F	3		

* Specify or supply sample of colour & Vehicle Identification Number

NOV 1994



FUNCTION CODE	CONTENTS: Centre Console, Climate Controls Mounting Bracket	QUANTITY		REMARKS
		S4	SPORT 300	
14.08A	PART DESCRIPTION	PART NUMBER		
45	Keyhole Plate, tunnel top, console rear fixing	P691.1519.001AF		1
46	Screw, M4 x 10, keyhole plate to tunnel	A075W5079F		4
	Screw, csk pozi, M4 x 12, plate to tunnel	A082W5121F		4
47	Rawlnut, M4, plate to tunnel	A082W6350F		4
	Wellnut, M4, " " "	A082W6350F		4
48	Setscrew, M6 x 40, console to keyhole plate	A075W1034Z		1
	Bracket, fuel filler flap switch	P691.1408.002AK		1
	Screw, No.6 x 3/8", switch plate fixing	A075W5011Z		4



ESPRIT '93
14:10A



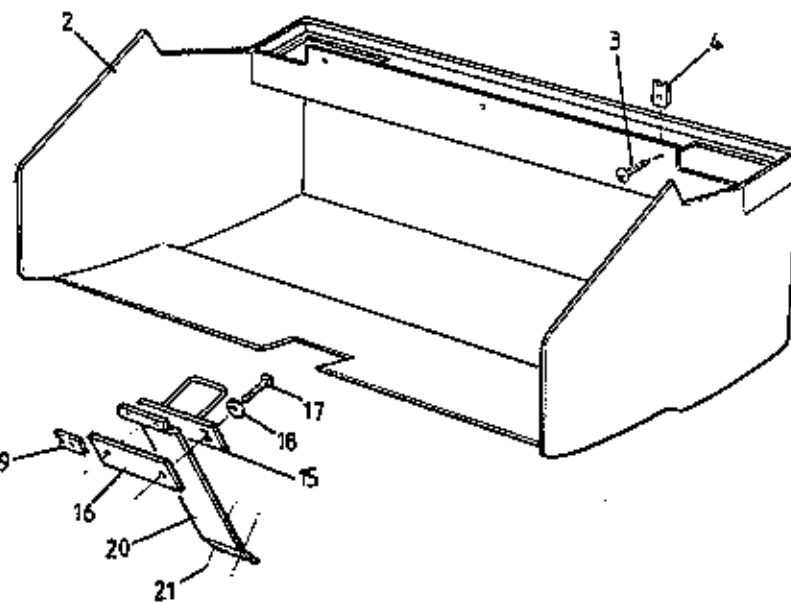
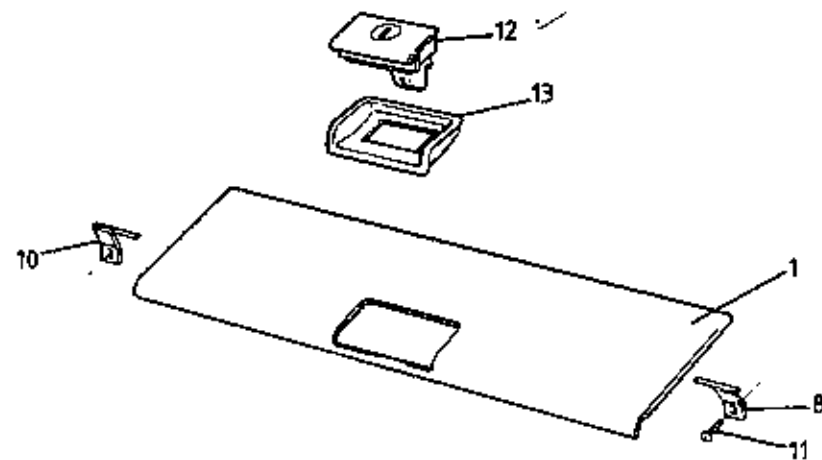
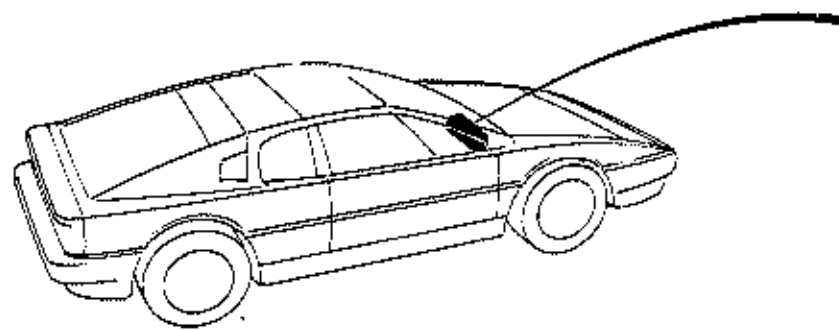
FUNCTION CODE	CONTENTS: Trimmed Instrument Binnacle		QUANTITY		REMARKS
	PART DESCRIPTION	PART NUMBER	ALL		
14.10A					
1	Instrument Binnacle Cover, trimmed	A082V7984J*	1		(With twin needle stitching)
	" " " "	B082V7984J*	1		
2	Screw, binnacle rear corner fixing	A082W5022F	2		
3	Spire Nut " " " "	A075W6014Z	2		
5	Foam, binnacle anti-rattle	A079V6010V	A/R		
6	Edge Clip, binnacle cover	A079W6188F	7		
7	Deflector, binnacle demist vent	A082U7089K	1		
8	Washer, flat, M6 x 12, deflector to binnacle	A075W4013Z	2		
9	Nut, Nyloc, M6, deflector fixing	A075W3009Z	2		
10	Bolt, M6 x 75, binnacle front to scuttle	A075W2036F	1		
11	Washer, s/proof, " " " "	A075W4046Z	1		
12	Jacknut, M6, " " " "	A075W3034Z	1		

V2 A082B5443 J ?

* Specify or supply sample of colour & Vehicle Identification Number

Esprit range: '93 M.Y. onwards

1995 / 02



ESPRIT '93
1412A



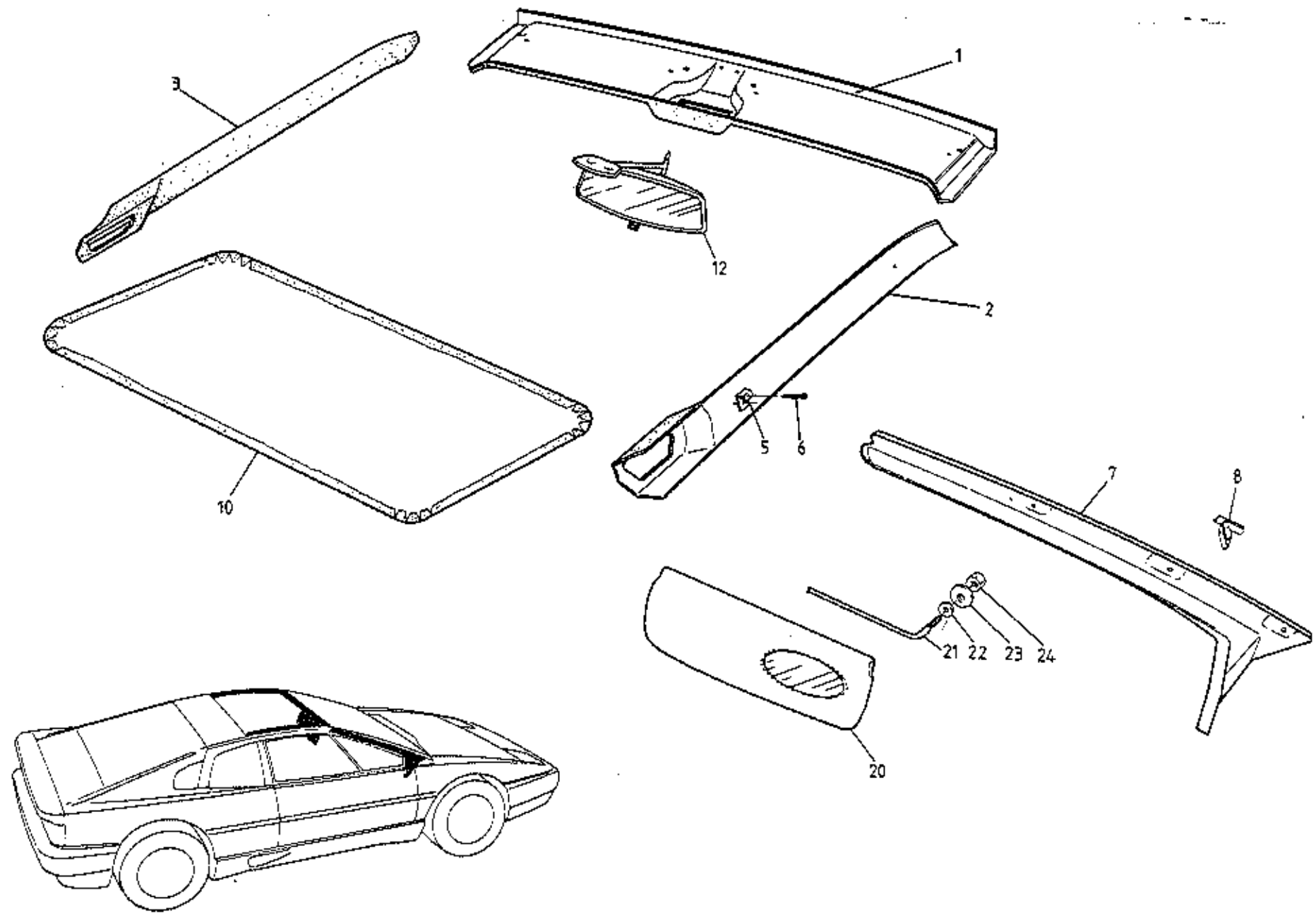
FUNCTION CODE	CONTENTS: Glovebox	QUANTITY		REMARKS
		ALL		
14.12A	PART DESCRIPTION	PART NUMBER		
1	Glovebox Lid, Trimmed	A082V8642J*	1	
2	Glovebox Inner	A082V7835J	1	
3	Screw, No.6 x 1/2", inner to scuttle beam	A075W5015Z	3	
4	Spirenut, No.6, " " " "	A075W6014Z	3	
8	Hinge, glovebox lid, RH	C079U4436F	1	
10	" " " LH	C079U4435F	1	
11	Screw, No.6 x 1/2", Hinge to fascia	C079U4374F	1	
12	Latch Assembly, glovebox, with keys	B100V6004F	1	
13	Surround, moulded, glovebox latch	A082U7538K	1	For complete lock set, see 10.17A
14	Retaining Clip, glovebox latch	A100V6005F	1	
15	Striker Bracket, glovebox	A082U7539F	1	
16	Clamping Plate, glovebox striker	A082U7540F	1	
17	Screw, No.8 x 1/2", striker to bracket	A075W5034Z	2	
18	Washer, striker to bracket	A075W4000Z	2	
19	Spirenut, striker to bracket	A075W6016Z	2	
20	Bracket, striker to fascia	C079U4374F	1	
21	Pop Rivet, bracket to fascia	A075W6088Z	4	

Note: No glove box on Dual S.I.R cars

* Specify or supply sample of colour & Vehicle Identification Number

Esprit range: '93 M.Y. onwards
14.12A

NOV 1994

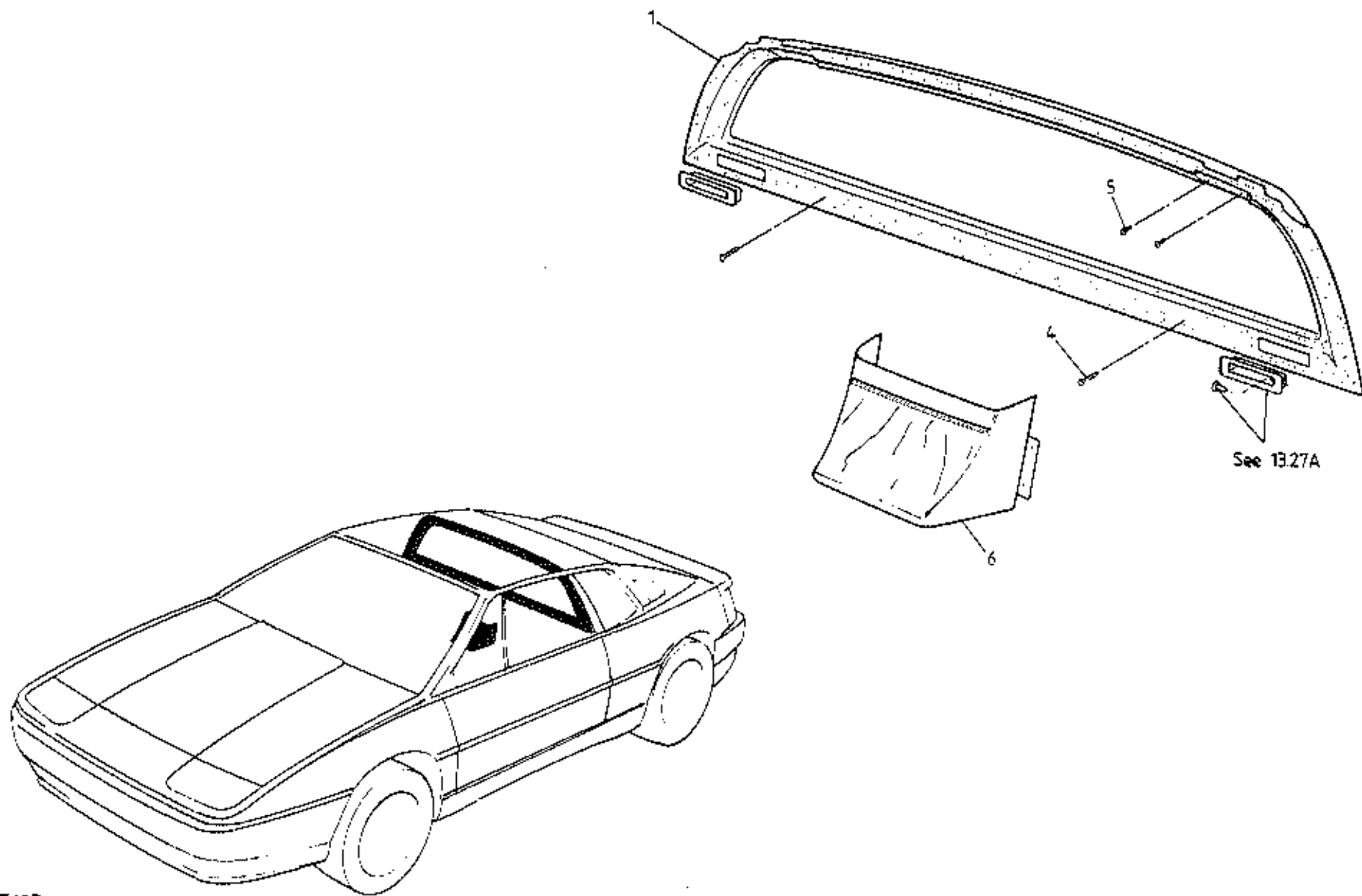


ESPRIT '93
15-01A



FUNCTION CODE	CONTENTS: Roof Trim, Interior Mirror, Sun Visors	QUANTITY		REMARKS
		ALL		
15.01A	PART DESCRIPTION	PART NUMBER		
1	Header Rail, trimmed	082V8619J*	1	
2	Cant Rail, trimmed, RH	082V8605J*	1	
3	" " " LH	082V8604J*	1	
5	Bracket, cant rail fixing	C079U4749K	4	
6	Screw, No.6 x 1/2", cant rail fixing	A075W5108F	4	
7	'A' Post Panel, trimmed, RH	082V7730J*	1	Except Dual S.I.R.
	" " " " RH	082V8678J*	1	Dual S.I.R.
	" " " " LH	082V7729J*	1	
8	Clip, 'A' post trim fixing	A075W6062Z	6	
10	Headlining Panel, trimmed	082V7696J*	1	'Composite' Roof
12	Mirror, interior, rear view	A079U6044F	1	
	Buffer, interior mirror to screen	P691.1505.001AF	1	Sport 300
	Screw, mirror fixing <i>10+</i>	A079W5052F	2	
	Washer, flat, M5 x 10, mirror fixing <i>A002W5160F</i>	A075W4011Z	2	
	Nut, Nyloc, mirror fixing <i>(M2)</i> <i>A0753049F</i>	A079W3001F	2	
20	Sun Visor, driver, RHD, (no mirror)	082V7380J*	1	
	" " " LHD " "	082V7381J*	1	
	" " passenger, RHD, (with mirror)	079V4801J*	1	
	" " " LHD " "	079V4802J*	1	
21	Swivel Bracket, sun visor	A079V4361F	2	
22	Washer, M6 x 15, swivel bracket	A075W4015Z	4	
23	" M6 x 17, " "	A075W4017Z	4	
24	Nut, Nyloc, M6, " "	A075W3009Z	4	

* prefix trim part numbers with:
 A - leather
 Y - Alacantara suede
 Z - headlining material
Also specify or supply sample of colour & Vehicle Identification Number (VIN)



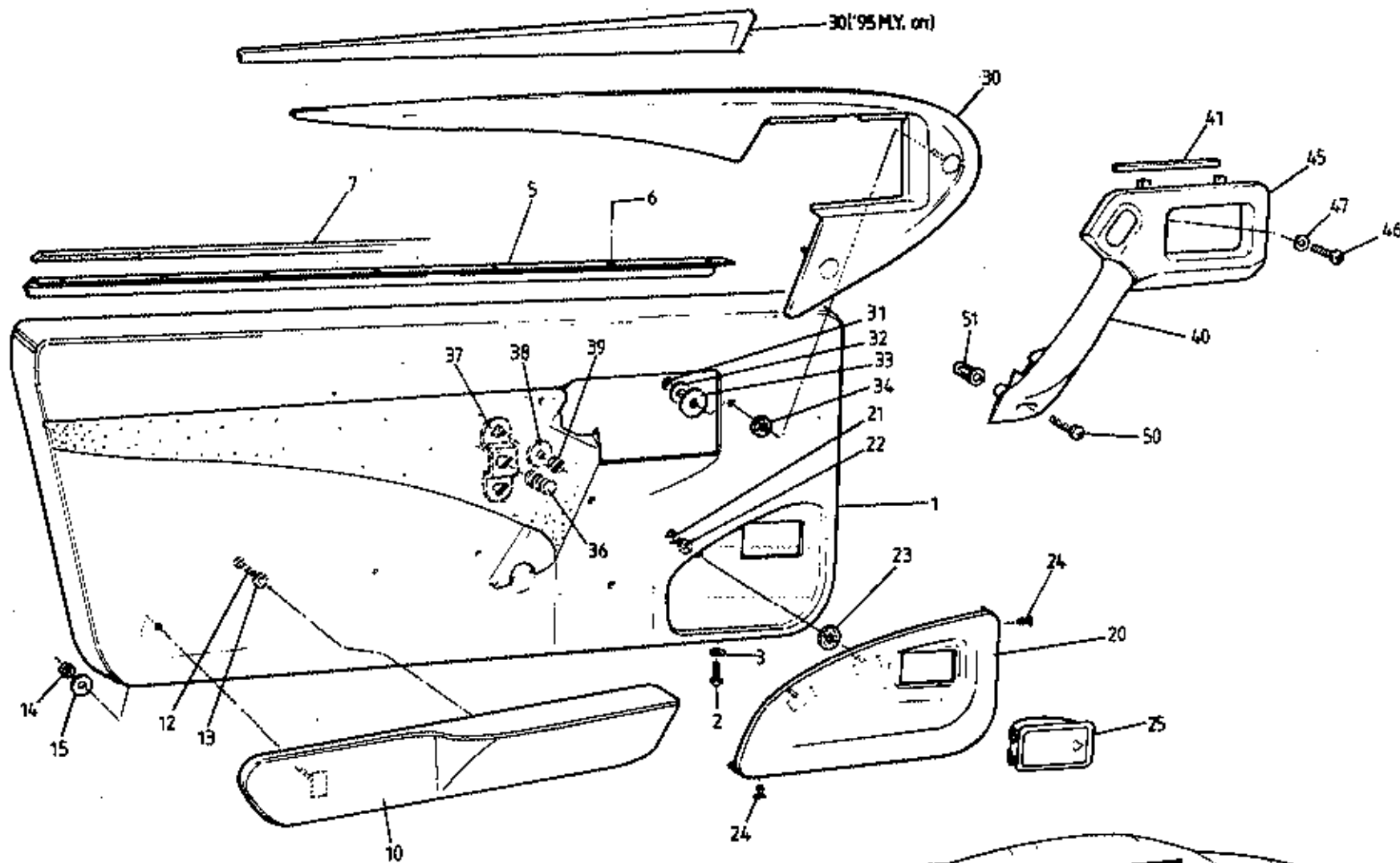
ESPRIT '93
1511A



FUNCTION CODE	CONTENTS: Rear Bulkhead Trim, Bulkhead Pocket		QUANTITY		REMARKS
			ALL		
15.11A	PART DESCRIPTION	PART NUMBER	ALL		
1	Rear Bulkhead window surround, trimmed	082V8606J*	1		
	Spacer, nylon, trim panel to bulkhead carpet	A082U6162F	2		Sport 300. Use if no soundproofing
4	Screw, bulkhead panel fixing	A082W5022F	2		
5	Screw, " " " " , handle recess	A075W5028Z	4		
6	Pocket, rear bulkhead	082V8289J*	1		
	" " " " trimmed	B082V8289J*	1		from '95 M.Y.
	Screw, No.6 x 1", pocket to rear bulkhead	A082W5022F	4		

* prefix trim part numbers with:
A - leather
Y - Alacantara suede
Z - headlining material
Also, specify or supply sample of colour & Vehicle Identification Number (VIN)

Esprit range: '93 M.Y. onwards
ds 15.11A



ESPRIT '93
1513A



FUNCTION CODE	CONTENTS: Door Trim	QUANTITY		REMARKS	
		S4/S4S	SPORT 300		
15.13A	PART DESCRIPTION	PART NUMBER			
1	Door Trim Panel, trimmed, LH, raven	A082V8299J*	>)))))))))))))) Prior to '95 M.Y.	
	" " " " " grey	A082V8301J*	>		
	" " " " " light grey	A082V8303J*	>		
	" " " " " blue	A082V8305J*	> 1		
	" " " " " red	A082V8307J*	>		
	" " " " " magnolia	A082J8309J*	>		
	" " " " " gold	A082V8311J*	>		
	" " " " " sand	A082V8313J*	>		
	" " " " " (State colour)	A082V8729J*	1		
	" " " " " grey Alcantara	P691.1513.001AJ*			1
	Trim Cover, door panel, LH, grey Alcantara	P691.1513.009AK*			1
	Door Trim Panel, trimmed, RH, raven	A082V8300J*)		>
	" " " " " grey	A082V8302J*)		>
	" " " " " light grey	A082V8304J*)	>	
	" " " " " blue	A082V8306J*) 1	> Prior to '95 M.Y.	
	" " " " " red	A082V8308J*)	>	
	" " " " " magnolia	A082J8310J*)	>	
	" " " " " gold	A082V8312J*)	>	
	" " " " " sand	A082V8314J*)	>	
	" " " " " (State colour)	A082V8730J *	1	> '95 M.Y. onwards	
	" " " " " grey Alcantara	P691.1513.002AJ*		1	
	Trim Cover, door panel, RH, grey Alcantara	P691.1513.008AK*		1	
2	Screw, M5 x 16, door trim panel fixing	A082W5184F	4	4	
3	Washer, flat, door trim panel fixing	A082W4107F	4	4	
5	Carrier, door trim panel seal	A082V8297F	2	2	
6	Pop Rivet, seal carrier fixing	A075W6088Z	14	14	
7	Foam Seal, trim panel to door inner	A082U6067F	2m	2m	
10	Armrest, trimmed, LH	A082V8325J*	1		
	" " " "	P691.1513.007AK*		1	
	Armrest, trimmed, RH	A082V8324J*	1		
	" " " "	P691.1513.006AK*		1	
12	Screw, No.6 x 1/2", armrest to door trim panel	A075W5014Z	6	6	
13	Washer, flat, " " " " "	A082W4099F	6	6	
14	Nut, M5 Nyloc, " " " " "	A075W3008Z	2	2	
15	Washer, flat, " " " " "	A082W4098F	2	2	

* Specify or supply sample of colour & Vehicle Identification Number



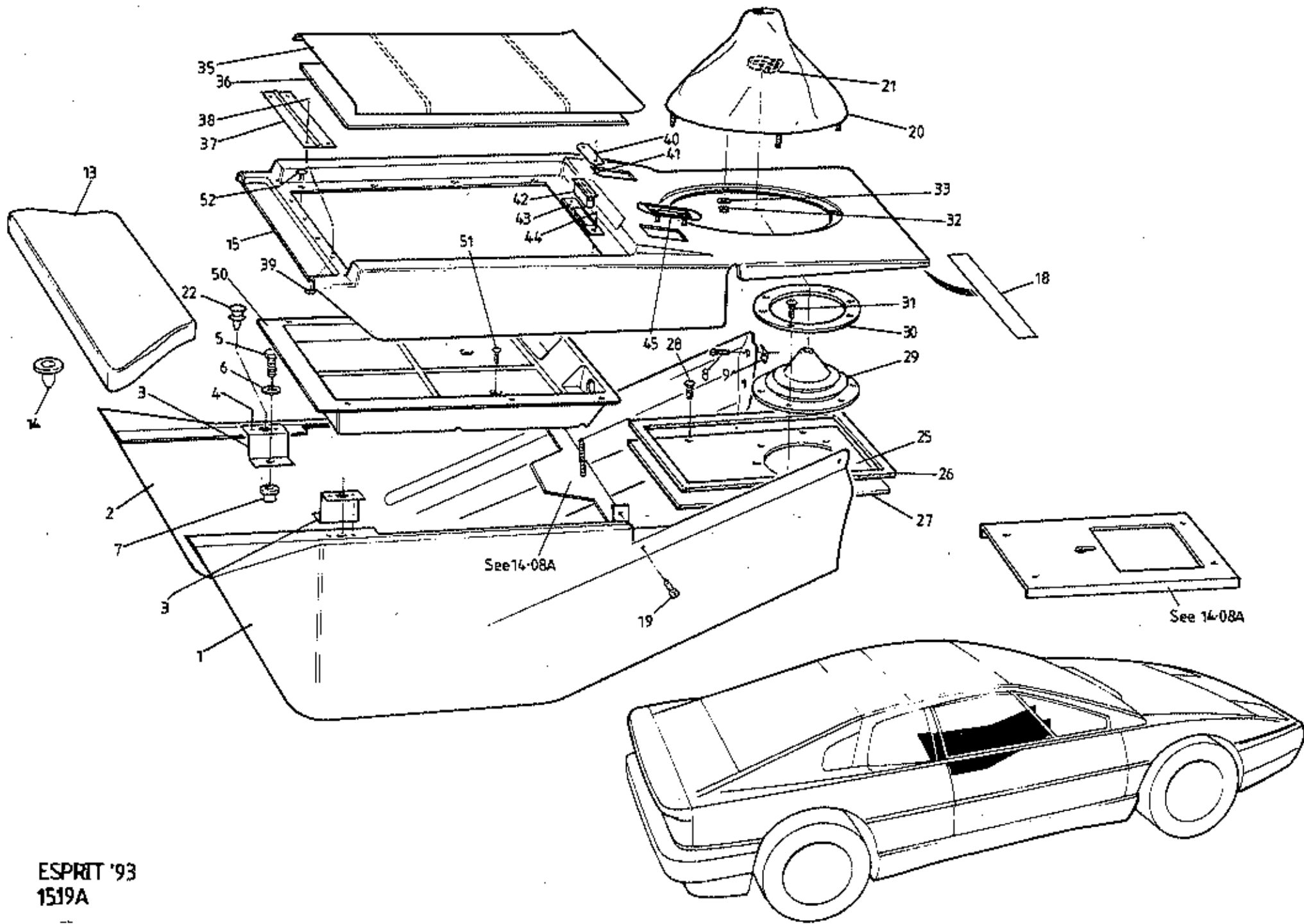
FUNCTION CODE	CONTENTS: Door Trim	QUANTITY		REMARKS
		S4/S4S	SPORT 300	
15.13A	PART DESCRIPTION	PART NUMBER		
20	Kickplate, door trim panel, RH	A082V8464K	1	1
	" " " " "	B082V8464K	1	
	" " " " LM	A082V8463K	1	1
	" " " " "	B082V8463K	1	
21	Nut, M5 Nyloc, kickplate fixing	A075W3008Z	4	4
22	Washer, flat, " "	A082W4098F	4	4
23	Washer, rubber, " "	A082W6515F	4	4
24	Push Fastener, " "	A082W6515F		
25	Ashtray Assembly	A082V6200F	2	2
30	'Carbon Fibre' Door Trim Finisher, RH	A082U7620F	1	
	'Burr Walnut' " " " "	A082U7708F	1	
	'Carbon Fibre' " " " LH	A082U7619F	1	
	'Burr Walnut' " " " "	A082U7707F	1	
31	Nut, M5 Nyloc, finisher fixing	A100W3113F	10	
32	Washer, flat, " "	A075W4009Z	10	
33	Washer, rubber, large: top fixings to door panel inboard + outboard of door panel all fixings	A036L6019Z	16	
34	Washer, rubber, small: front fixings to door panel inboard	A082W4115F	8	
	Centre Upper Trim Panel, cloth trimmed, RH	P691.1513.012AK		1
	" " " " " " LH	P691.1513.013AK		1
36	Buffer, adjustable, door trim panel spacer	A082U6163F	2	2
37	Bracket, door panel buffer mounting	B082U7098F	2	2
38	Washer, flat, M6 x 15, buffer bracket fix	A075W4015Z	4	4
39	Nut, Nyloc, M6, " " " "	A075W3009Z	4	4
	Handle, door interior grab, RH	A082U6248F	1	1
40	" " " " LH	A082U6249F	1	1
41	Foam Seal, handle to trim panel	A082U6065V	A/R	A/R
	Cover, interior release handle, RH, RHD	A082U6252F	1	1
	" " " " LH, "	A082U6251F	1	1
	" " " " RH, LHD	A082U6250F	1	1
45	" " " " LH, "	A082U6253F	1	1
46	Screw, M6 x 16, door pull top fixing	A076W5090F	2	2
47	Washer, spring, M6, " " "	A075W5090F	2	2
50	Screw, M6 x 25, door pull lower fixing	A075W5089Z	2	2
51	Jacknut, M6, " " " "	A075W3031Z	2	2

1995 / 02

Esprit range: '93 M.Y. onwards

26

Page 2 35 132



ESPRIT '93
 1519A

FUNCTION CODE	CONTENTS: Tunnel Trim, Gear Lever Gaiters	PART DESCRIPTION	PART NUMBER	QUANTITY		REMARKS
				S4/S4S	SPORT 300	
15.19A						
1		Tunnel Side, trimmed, RH, RHD/LHD	082V8288J*	1	1	Except Dual S.I.R. Dual S.I.R.
		Tunnel Side, trimmed RH, LHD	082V8680J*	1		
2		Tunnel Side, trimmed LH, RHD/LHD	082V8679J*	1	1	
3		Bracket, Tunnel side trim to body	A082V8021F	2	2	
4		Pop Rivet, bracket to trim panel	A075W6090Z	4	4	
5		Setscrew, M5 x 12, tunnel side to body	A082W5188F	2	2	
6		Washer, M6 x 15, tunnel side to body	A075W4015Z	2	2	
7		Rawlnut, M5, tunnel side to body	A075W6075F	2	2	
8		Screw, No.8x 3/4", tunnel side to fascia	A075W5074Z	2	2	
9		Spire Nut, No.8, tunnel side to fascia	A075W6011Z	2	2	
13		Infill, tunnel top armrest, trimmed	082V8689J*		1	
14		Snapsack, infill to tunnel top	A082W8247F		4	
15		Tunnel Top Armrest, trimmed	082V8611J*	1		
		Tunnel Top Armrest, trimmed	082V8683J*		1	
18		Velcro, armrest to centre tunnel	A082V6088V	100mm	100mm	
19		Screw, No.6 x 1/2", tunnel sides to tunnel	A075W5012F	3		
20		Gaiter, gear lever, trimmed	082V7586J*	1	1	
21		Snapper Clip, gaiter retention	A075W6205Z	1	1	
22		Clip, armrest fixing	A079W6162F	2	2	
25		Plate, gear lever aperture	C082U4737F	1	1	
26		Foam Strip, aperture plate to gear lever assy.	A036B6213V	1M	1M	
27		Gasket, aperture plate to body	A082U4738K	1	2	
28		Screw, No.6 x 3/8", aperture plate to body	A075W5011Z	6	4	
29		Gaiter, Neoprene, gear lever, lower	B082F4114F	1	1	
30		Clamp Ring, gear lever lower gaiter	A085U4826K	1	1	
31		Screw, No.6 x 3/8", gaiter clamp ring fixing	A075W5011Z	4	4	
32		Nut, Nyloc, M5, trim gaiter fixing	A075W3008Z	4	4	
33		Washer, flat, M5, trim gaiter fixing	A075W4001Z	4	4	
35		Lid, trimmed, tunnel top compartment	B082V7923J*	1		
36		Inner Lid, tunnel top compartment	A082V7910K	1		
37		Hinge, tunnel top lid, 120mm length	A082V8588K	1		
38		Rivet, hinge fixing	A075W6090Z	8		
39		Washer, hinge fixing	A075W4001Z	8		
40		Counter Plate, magnetic catch	A082V7890F	1		
41		Screw, No.4 x 1/4", counter plate fixing	A075W5003F	2		

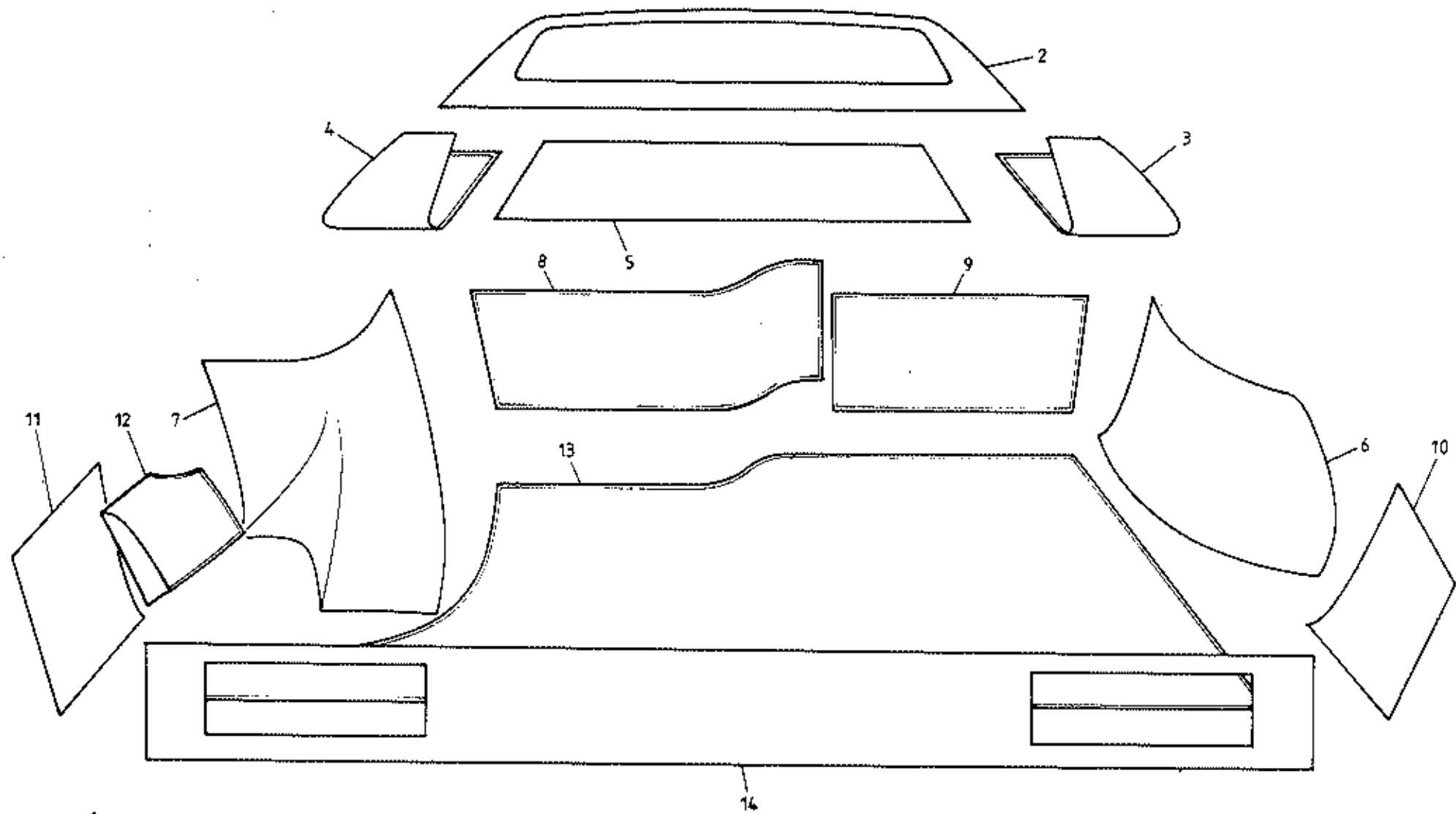


* Prefix trim part number with:
A - leather
Y - Alcantara suede

Specify or supply sample of colour & Vehicle Identification Number



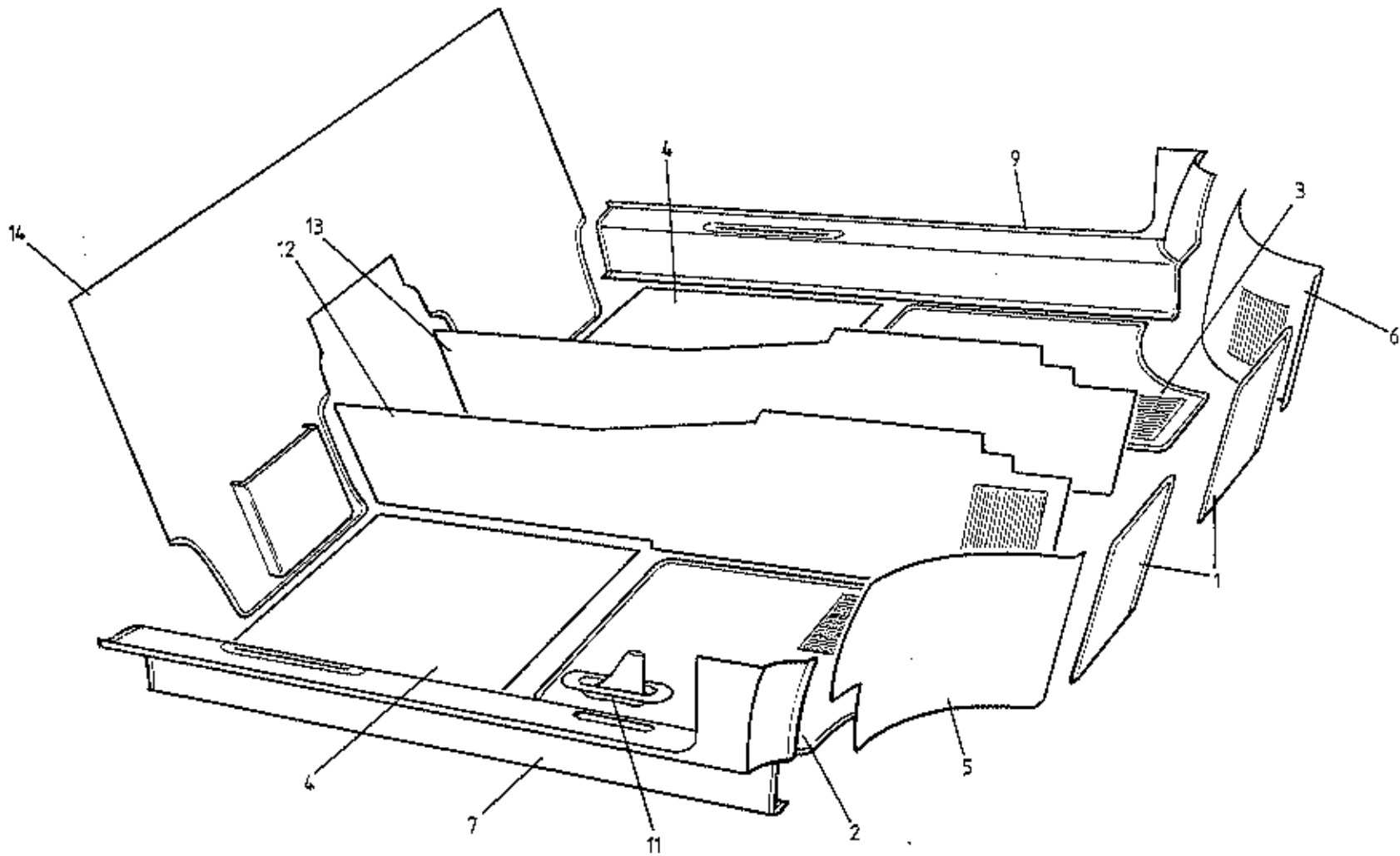
FUNCTION CODE	CONTENTS: Tunnel Trim, Gear Lever Gaiters		QUANTITY		REMARKS
			S4	SPORT 300	
15.19A	PART DESCRIPTION	PART NUMBER			
42	Magnetic Catch, tunnel top compartment lid	A082V7824F	1		
43	Plate, magnetic catch fixing	A082V7822F	1		
44	Pop Rivet, catch fixing plate	A075W6090Z	2		
45	Plate, window operating switch mounting	A082U6298F	2	2	
50	Tray, tunnel top compartment	A082V7914K	1		
51	Screw, tray to tunnel top	A075W5012Z	2		
	Mounting Plate, window override switch	P691.1408.001AK		1	
	Stud, M4 x 14, Swifthread, mounting plate	A082W6518F		2	
	Nut, M4, window override switch plate	A075W3019F		2	
	Rubber Sheet, self adhesive, switch plate	A036B6221V		A/R	
52	Split pin tunnel tray fixing	A076W6154F	8	8	



ESPRIT '93
15.24A



FUNCTION CODE	CONTENTS: Luggage Compartment Carpet	QUANTITY			REMARKS
		ALL			
15.24A					
	PART DESCRIPTION	PART NUMBER	ALL		
2	Carpet, rear bulkhead	A082V5892K	1		
3	" trimmed, Rear Quarter Panel, RH	B082V7582J*	1) Inside rear quarter window	
4	" " " " " LH	B082V7583J*	1) (Matches vehicle interior)	
6	" Wheelarch, RH	A082V7606K	1		
7	" " LH	A082V7605K	1		
8	" Engine Bay Rear Wall, trimmed	A082V7617J	1		
9	" Removeable Cover, trimmed	A082V7618J	1		
10	" Body Side, RH	A082V7604K	1		
11	" " " LH	A082V7603K	1		
12	" Expansion Bottle cover, trimmed	A082V7623J	1		
	" Vacuum Pump cover, trimmed	A082V8593J	1		
13	" & Heatproofing, luggage compartment floor	A082V8612J	1		If fitted (RH wheelarch)
14	" Rear Transom Panel, trimmed	A082V7620J	1		
	" Front Luggage Compartment	P691.1524.001	1		Sport 300
					* Specify or supply sample of trim colour, State Vehicle Identification Number (V.I.N.)
					<u>All carpet is grey fleck</u>



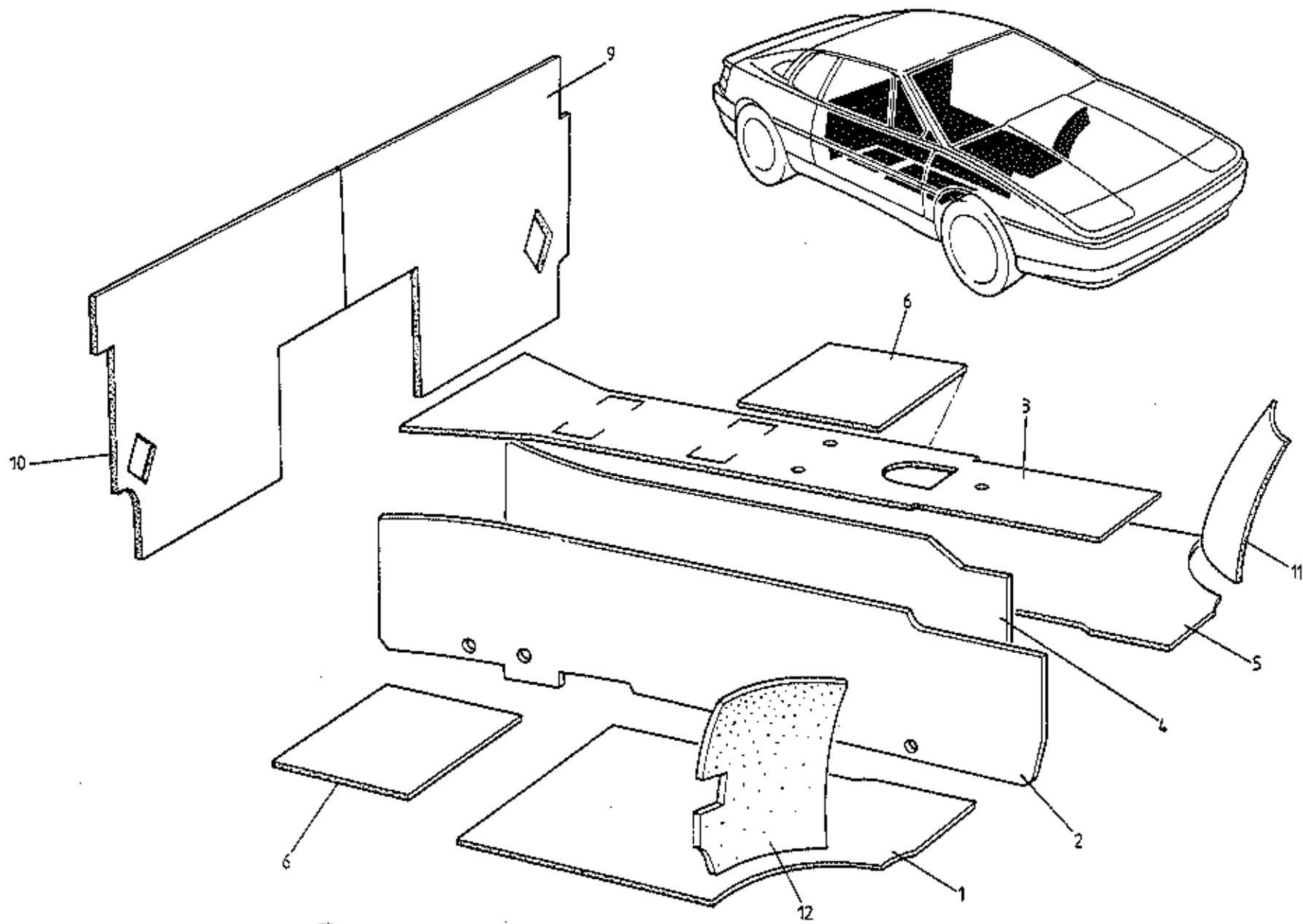
ESPRIT '93
1530A



FUNCTION CODE	CONTENTS:	PART DESCRIPTION		PART NUMBER	QUANTITY		REMARKS
					RHD	LHD	
15.30A	Passenger Compartment Carpet, Handbrake Gaiter						
1	Carpet, footwell front			A082V7749J*	2	2	X A082V8860J R.H. R.H.D. A082V8861J L.H. R.H.D. A082V8862J R.H. L.H.D. A082V8863J L.H. L.H.D.
2	Carpet, front floor, with mat, RH			A082V8620J*	1	1	
3	" " " " " LH			A082V8621J*	1	1	A082V8856J ONE PIECE
4	Carpet, underseat			A082V7742J*	2	2	A082V8855J ONE PIECE
5	Carpet, front wheelarch, with mat, RH			A082V7744J*	1	1	
6	" " " " " LH			A082V7743J*	1	1	
7	Sill Panel, carpeted, RH (inc. handbrake gaiter)			A082V7766J*	1	1	>
9	" " " LH			A082V7770J*	1	1	> S4
	" " " " (inc. handbrake gaiter)			A082V7772J*	1	1	>
	Sill Panel, carpeted, RH " " "			A082V7765J*	1	1	>
	" " " " " "			P691.1507.006AJ*	1	1] Sport 300
	" " " LH			P691.1507.008AJ*	1	1]]
	" " " " (inc. handbrake gaiter)			P691.1507.005AJ*	1	1]]
	" " " " (inc. handbrake gaiter)			P691.1507.007AJ*	1	1]]
	Screw, No.6 x 3/4", sill panel fixing			A075W50282)13)13) as fitted
	Pop Rivet, sill panel fixing			A075W6065Z)))
11	Handbrake Gaiter			A082V7261J*	1	1	
12	Carpet, tunnel side, with mat, RH			A082V7733J*	1	1	
	" " " RH			A082V7732J*	1	1	
	" " " LH			A082V7731J*	1	1	
	" " " with mat, LH			A082V7734J*	1	1	
	Carpet, rear bulkhead, no pocket			A082V7722K	1	1	
	" " " , with trimmed pocket			A082V8690J*	1	1	1 pocket, drivers side
14	" " " " " pockets			A082V8691J*	1	1	2 pockets

* Specify or supply sample of trim & Vehicle Identification Number

Esprit range: '93 M.Y. onwards



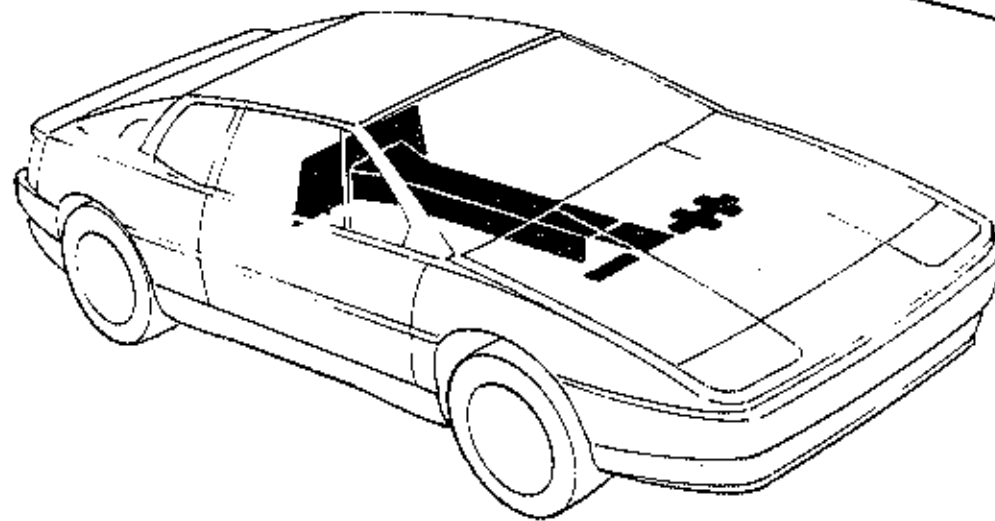
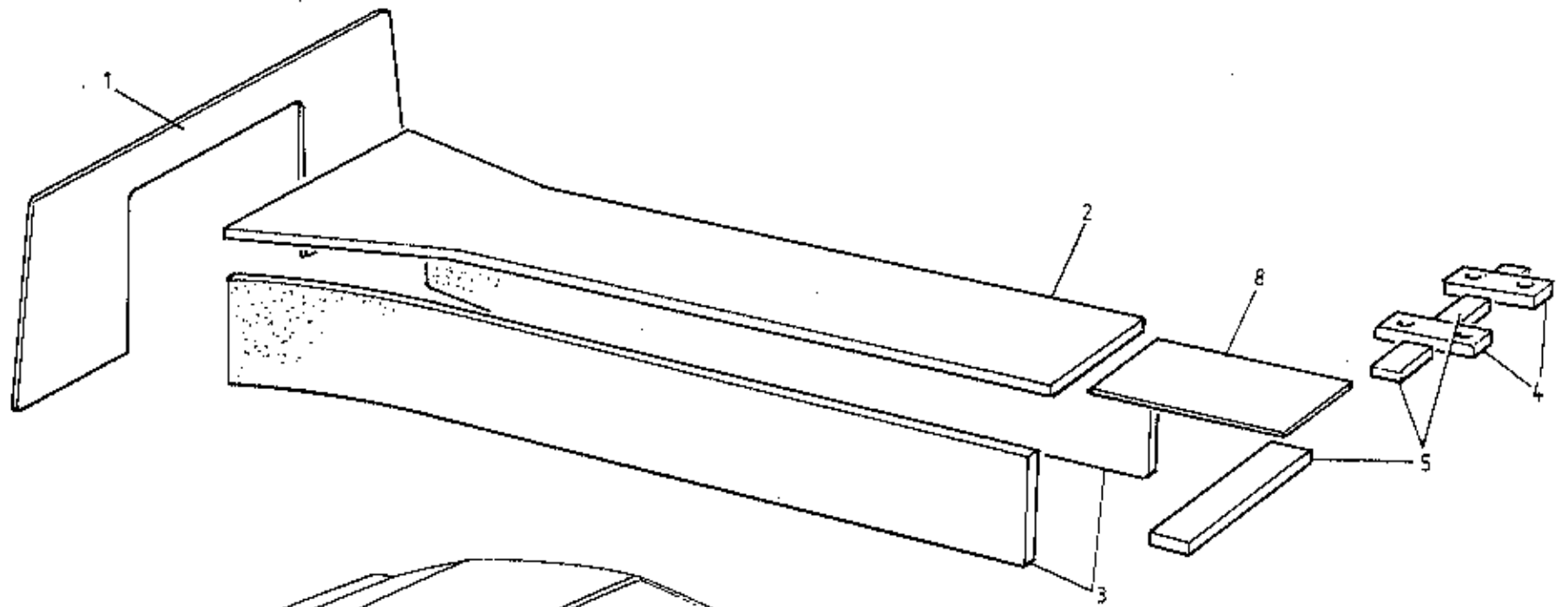
ESPRIT '93
1601A



FUNCTION CODE	CONTENTS: S4: Passenger Compartment Sound Insulation	QUANTITY		REMARKS
		ALL		
16.01A	PART DESCRIPTION	PART NUMBER	ALL	
1	Foam, front floor, RH	A082V8082K	1	
2	Foam, tunnel side, RH	A082V8088K	1	
	Foam, tunnel side infill	A082V8214K	2	
3	Foam, tunnel top	A082V8085K	1	
4	Foam, tunnel side, LH	A082V8087K	1	
	" " " , extension, LH	A082V8089K	1	
5	Foam, front floor, LH	A082V8081K	1	
6	Foam, underseat	A082V5816K	2	
9	Foam, rear bulkhead, LH	A082V8083K	1	
10	" " " RH	A082V8084K	1	
11	Felt, front wheelarch, LH	B079V4095F	1	
12	" " " RH	B079V4096F	1	

Note: Not fitted on Sport 300

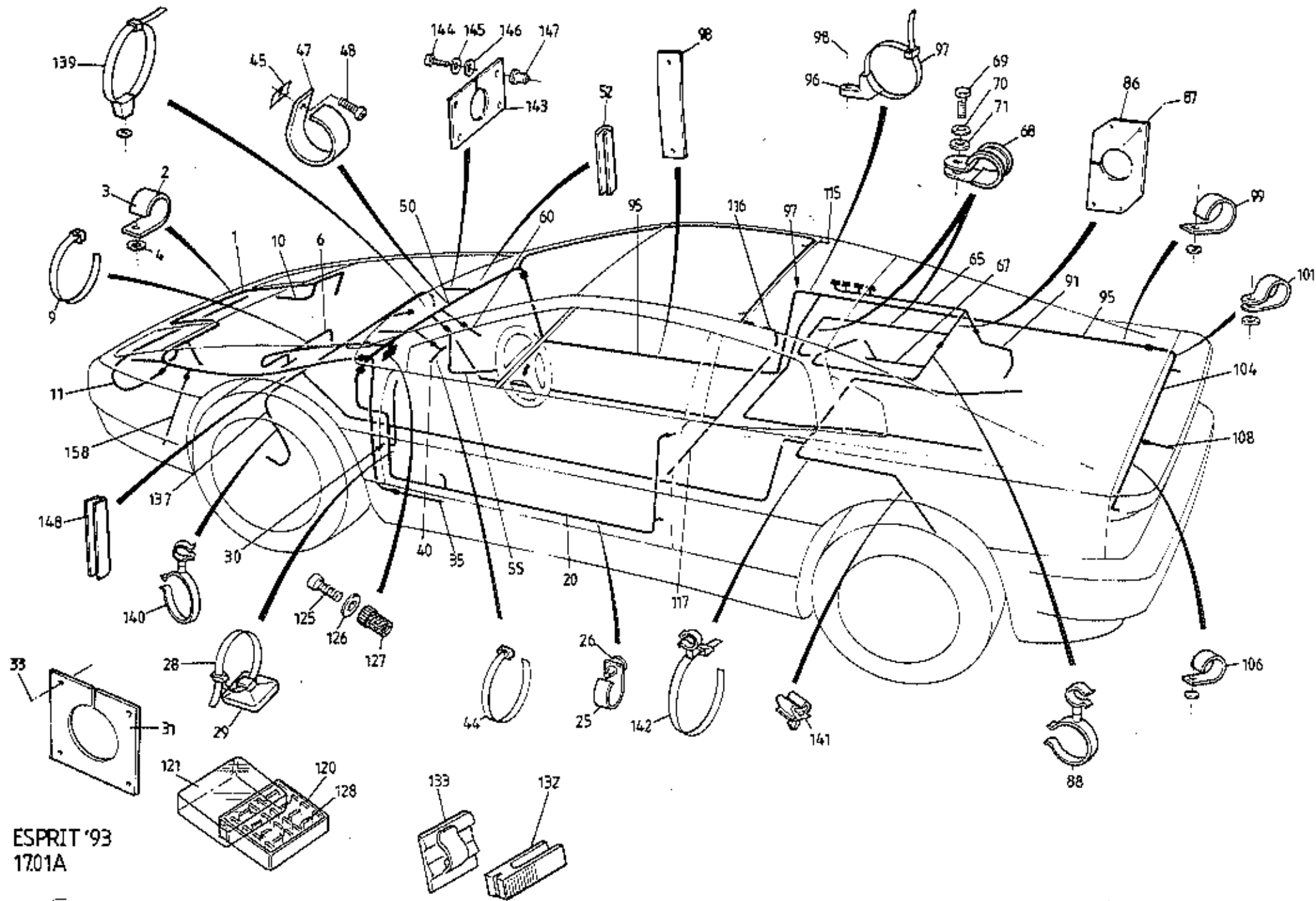
Esprit range: '93 M.Y. onwards
S4 16.01A



ESPRIT '93
1602A



FUNCTION CODE	CONTENTS: Body Underside Sound Insulation	QUANTITY		REMARKS
		ALL		
16.02A	PART DESCRIPTION	PART NUMBER	ALL	
1	Sound Barrier Mat, rear bulkhead	A082V8091K	1	
	Screw, No.6 x 1/2", mat fixing	A075W5020F	14	
	Cup Washer, mat fixing screws	A075W6025F	14	
2	Foam, tunnel top underside	A082V8092K	1	
3	Foam, tunnel side underside	A082V8093K	2	
4	Foam, pedal box seal	A085V5726K	2	
5	Foam, chassis front crossmember	A085V5727K	1	
8	Pad, anti-squeak	A082V7273K	1	



ESPRIT '93
1701A



FUNCTION CODE	CONTENTS: Harnesses, Leads & Fuses	QUANTITY		REMARKS
		PRIOR VIN *	FROM VIN *	
17.01A	PART DESCRIPTION	PART NUMBER		
				* VIN R 1242 (S4 LHD) R 1250 (S4 RHD) R 8030 (Sport 300) (Revised Harness)
1	Harness, front, RHD	A082M4876F	1	
	" " LHD	D082M4663F	1	
	" " RHD/LHD	B082M4950F		1
2	'P' Clip, front harness fixing	A075W6228F	15	10
	" " " " " " , LH front corner	A075W6229F		2
3	Pop Rivet, 'P' clip fixing	A075W6068Z	15	15
4	Washer, pop rivet	A075W4062F	15	15
	Tie Wrap, bonnet lamp harness to hinge	A075W6038F	3	
6	Harness, radiator fans	A082M4668F	1	
	Adaptor Harness, 5-blade fan motors	A082M4959F	3	Used with 5-blade fan motor assys.
	Harness, radiator fans, RHD	A082M4969F		1
	" " " LHD	A082M4968F		1
9	Tie Wrap, rad. fan harness	A075W6038Z	9	3
	" " " " " " to cowling	A082W6519F	5	6
10	Harness, inboard headlamps	A082M4241F	2	2
11	Harness, front bumper	A082M4864F	1	
	" " " "	A082M4952F	1	'E' mark lamps USA 'DOT' marked lamps & side markers
	" " " "	A082M4949F		1
	Harness, side marker lamps	A082M4948F	4	4
	Harness, front side/turn lamps	A082M4987K	2	2
	'P' Clip, bumper harness fixing	A075W6228F	3	3
	Pop Rivet, 'P' clip fixing	A075W6068Z	3	3
	Washer, pop rivet	A075W4062F	3	3
20	Harness, driver's door	A082M4914F	1	
	" " " "	B082M4914F		1
	Harness, passenger's door	A082M4915F	1	1
	Harness, door conversion	A082M4938F		2
	Tie Strap, door harness	A079W6224F		8
25	'P' Clip, 9.5 mm open, door harness to door	A075W6228F	12	12
26	Fastex Scrivet, 5 mm, 'P' clip fixing	A100W6479F	12	12
	Neoprene Washer, scrivet sealing	A082W4115F	14	14
28	Tie Wrap, releasable, mirror connector to door	A100W6399F	2	2



FUNCTION CODE	CONTENTS: Harnesses, Leads & Fuses		QUANTITY		REMARKS
			PRIOR VIN *	FROM VIN *	
17.01A	PART DESCRIPTION	PART NUMBER			
					* VIN R 1242 (S4 LHD) R 1250 (S4 RHD) R 8030 (Sport 300) (Revised Harness)
29	Self Adhesive Clip, tie wrap fixing	A082M6556F	2	2	
30	Grommet, mirror cables	A075U6043Z	2	2	
31	Plate, door harness grommet, 'A' post	A082M4720F	2	2	
	" " " " driver's door	A082M4721F	1	1	
	" " " " passenger's door	A082M4722F	1	1	
33	Pop Rivet, grommet plate fixing	A075W6068Z	16	16	
35	Harness, parking brake switch	A082M4874F	1		
40	Harness, instrument binnacle	A082M4955K	1) S4) > Sport 300 >
	" " "	H082M4664F		1	
	" " "	P691.1701.002AK	1		
	" " "	P691.1701.002CK		1	
44	Tie Wrap, binnacle harness	AC75W6038Z	4	4	
	Foam, harness anti-rattle	B036B6197V	A/R	A/R	
	'P' Clip, binnacle harness securing	A075W6228F	3	3	
	Pop Rivet, 'P' clip fixing	A075W6067Z	3	3	
47	'P' Clip, fascia harness to bulkhead	A079W6200F	2	2	
48	Screw, " " " "	AD75W5050F	2	2	
49	Spire Nut, No.6 " " "	AC75W6013Z	2	2	
	Harness, fascia, RHD	J082M4666F	1		
	" " "	A082M4992K		1	
50	" " LHD	J082M4665F	1		
	" " "	B082M4991K		1	
	Rubber Edging, fascia harness protection	A085U6080V	100mm	100mm	
	Tie Wrap Clamp, fascia harness fixing	A082W6293F	9	7	
	Tie Wrap, " " "	A082W6286F	9	7	
55	Harness, steering column, non-S.I.R.	A082M4918F	1		
	" " " " " "	B082M4918F		1	
	" " " S.I.R.	B082M4833F	1		
	" " " "	C082M4833F		1	
	Harness, rheostat, panel illumination	A082M4855F	1		
60	Harness, centre console	C082M4667F	1		
65	Harness, engine management	B082M4792F	1		

1995 / 02



FUNCTION CODE	CONTENTS: Harnesses, Leads & Fuses	QUANTITY		REMARKS
		PRIOR VIN *	FROM VIN *	
17.01A	PART DESCRIPTION	PART NUMBER		
				* VIN R 1242 (S4 LHD) R 1250 (S4 RHD) R 8030 (Sport 300) (Revised Harness)
67	Harness, engine management	A082M4960F	1	
	Harness, oil temp. & pressure senders	B082M4946F	1	
	Harness, boost gauge sender	A082M4970F	1	
68	'P' Clip, engine management harness fixing	A075Q6013Z	1	
69	Setscrew, M6 x 20, 'P' clip fixing	A075W1030F	1	1
70	Washer, shakeproof, " " "	A075W4045Z	1	1
71	Washer, flat, M6 x 12, " "	A075W4013Z	1	1
	'P' Clip, engine management harness fixing	A075Q6016Z	3	3
	" " " " " " "	A075W6230F	1	
	'P' Clip, open, eng. man. harness to tank board	A075W6229F	1	4 LH side
	" " " " " " " " "	A075W6228F		2 RH side
	'P' Clip, eng. man. harness to bell housing top	A082M6591F		1
	'P' Clip, " " " " " " " " "	A075W6229F		3
	Tie Wrap, " " " " " " " " "	A075W6038F		2
	'P' Clip, Oxygen sensor lead to chargecooler	A075Q6013Z		1
	Edge Clip, reverse lamp harness to chassis X-mem	A079W6185F		1
	'P' Clip, fuel tank sender harness	A075W6227F		1
	Grommet, LH speaker box	A075W6043F		1
	'P' Clip, washer harness breakout	A075W6228F		1
	Harness, fuel rail injectors	A082M4793F	1	
	'P' Clip, injector harness fixing	A910E6490F	1	1
86	Grommet Plate, injector harness	A082M4778F	1	
87	Pop Rivet, grommet plate fixing	A075W6068Z	4	
88	Swivel Clip, injector harness to water pipe	A089W6287F	4	
	" " " " " " " " "	A089W6296F	4	
	'P' Clip, open metal, inj. harness to manifold	A082M4618F	1	1 Inlet manifold rear bolt
90	Cable Clip, Oxygen sensor harness to engine bay	A089W6272F		2
91	Harness, relay box	B082M4791F	1	S4
	" " " " " " " " "	P691.1701.001AK	1)
	Grommet, relay box harness	A082M6575F	2) Sport 300
	Harness, coolant header tank extension	P691.1701.003AK	1)
95	Harness, rear	J082M4661F	1	S4

10824905F

1995 / 02



FUNCTION CODE	CONTENTS: Harnesses, Leads & Fuses	QUANTITY		REMARKS
		PRIOR VIN *	FROM VIN *	
17.01A	PART DESCRIPTION	PART NUMBER		
	Harness, rear	P691.1701.004AF	1	Sport 300
	" "	B082M4945F		
96	Cradle Tie Wrap, harness to tankboard	A085W6276F	1	
97	Tie Wrap, " " "	A100W6399F	1	
98	Pop Rivet, cradle to tankboard	A082W6266F	1	
97	Convolute Tubing, harness over fuel tank	A082V7779V	A/R	A/R
98	Plastic Strip, rear harness to sill	A082M4790K	4	34
99	'P' Clip, open, rear harness fixing	A075W6229F	3	3
	" " " " " /overflow fixing	A075W6230F	8	8
101	" " rear harness fixing	A075W6000Z	2	2
	Foam, harness anti-rattle	B036B6197V	A/R	A/R
	Edge Protector, rear harness	AX75L6020V	100mm	100mm
104	Harness, rear lighting	C082M4662F	1	
	" " "	D082M4662F		1
106	'P' Clip, rear lighting harness	A075W6230F	5	
	" " " " "	A075W6229F		5
108	Harness, licence plate illumination	A082M4671F	1	
	Harness, HRS & HMSL in tailgate	A082M4954F	1	1
	Harness, HMSL in aerofoil	A082M4953F	1	1
	Harness, Central High Mounted Stop Lamp (CHMSL)	P691.1701.007AK	1	1
	Harness, Central High Mounted Stop Lamp (CHMSL)	P691.1701.007AK	1	1
	Cover, HMSL connector	A100M6158F	1	1
	Terminal, HMSL connector	A100M6115F	1	1
	'P' Clip, HMSL harness fixing	A075W6000Z	3	3
115	Cable, HRS -ve	C082M4675F	1	1
116	" " +ve	A082M4676F	1	1
117	Harness, rear speakers	B082M4734F	1	
	Harness, radio alarm link	A082M4989K		1
	Tie Wrap, aerial cables to tailgate release cable	A075W6038Z	2	2
120	Fusebox	A089M6334F	1	1
121	Lid, fusebox	A082M6194F	1	1
125	Screw, M5 x 20, fusebox to bulkhead	A075W5084F	2	2
126	Washer, M5 x 10, " " "	A075W4011Z	2	2

* VIN R 1242 (S4 LED)
 R 1250 (S4 RHD)
 R 8030 (Sport 300)
 (Revised Harness)

Sport 300

) S4 with HMSL
)
 S4S USA Body mounted aerofoil '95 MY
 >
 > Sport 300
 >

HRS to RH tailgate hinge. No HMSL
 LH tailgate hinge to HRS

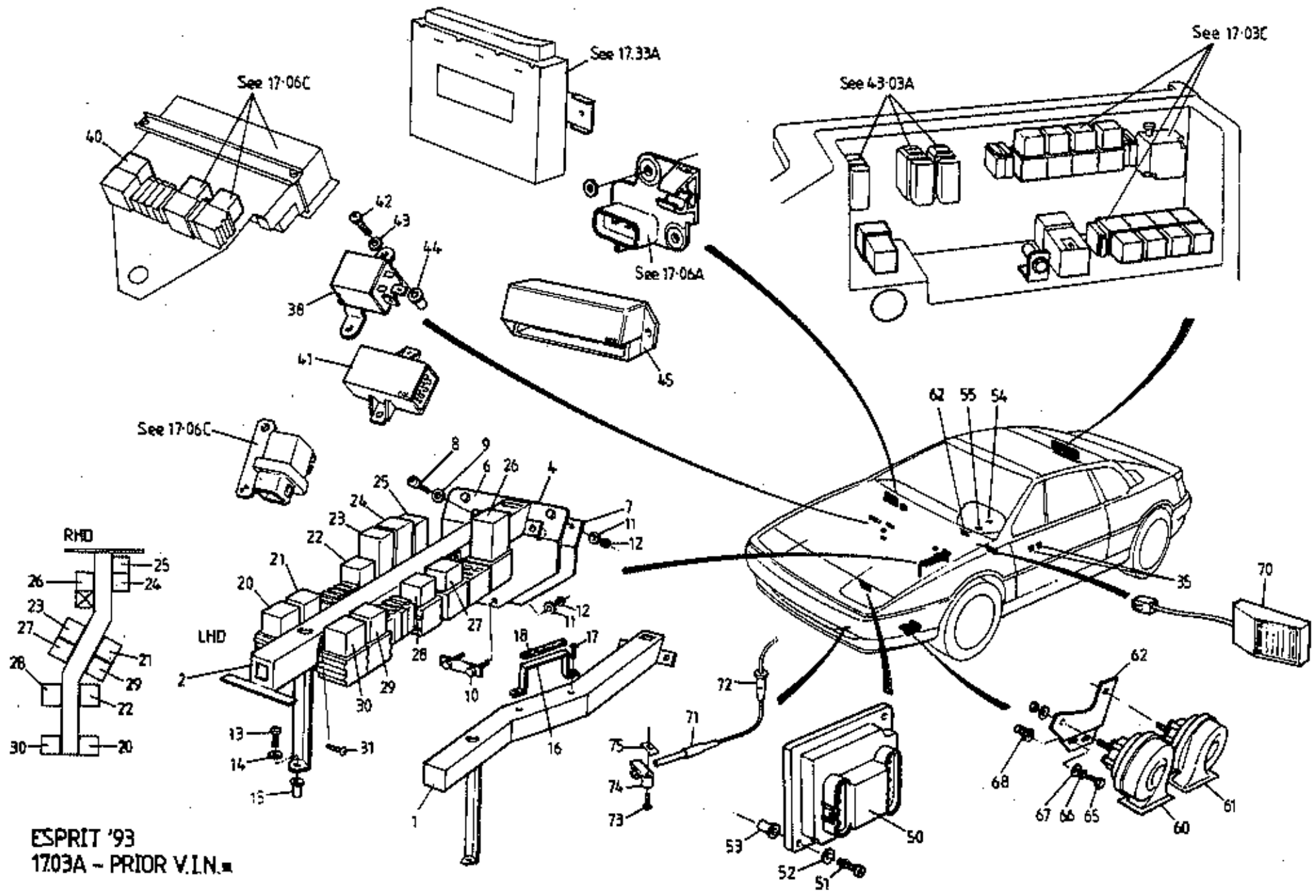
1995 / 02



FUNCTION CODE	CONTENTS: Harnesses, Leads & Fuses	QUANTITY		REMARKS
		PRIOR VIN *	FROM VIN *	
17.01A	PART DESCRIPTION	PART NUMBER		
				* VIN R 1242 (S4 LHD) R 1250 (S4 RHD) R 8030 (Sport 300) (Revised Harness)
127	Lock Insert, M5, fusebox to bulkhead	A075W6221F	2	2
128	Fuse, 'Littel', 2A, grey/black	A082M6316F	A/R	A/R
	" " 3A, violet	A082M6243F	A/R	A/R
	" " 4A, pink	A082M6244F	A/R	A/R
	" " 5A, orange	A082M6245F	A/R	A/R
	" " 7.5A, brown	A082M6246F	A/R	A/R
	" " 10A, red	A082M6247F	A/R	A/R
	" " 15A, light blue	A082M6248F	A/R	A/R
	" " 20A, Yellow	A082M6249F	A/R	A/R
	" " 25A, clear	A082M6250F	A/R	A/R
	" " 30A, light green	A082M6251F	A/R	A/R
132	Extractor, fuse	A089M6342F	1	1
133	Clip, fuse extractor	A075W6043Z	1	1
	Diode, 1A, black	B075M6141Z	A/R	A/R
	Harness, wheel speed sensor, RHD	A082M4837F	1	
	" " " " "	B082M4837F		1
137	" " " " LHD	A082M4836F	1	
	" " " " "	B082M4836F		1
139	Swivel Clip/Tie Wrap, rear sensor harness to chassis rail	A082W6324F	2	2
140	Swivel Clip, " " "	A082W6325F	2	2
141	Clip, sensor harness to rear radius arm	A082W6457F	8	8
142	Swivel Clip, sensor harness to brake hose	A082W6458F	8	8
143	Grommet Plate, ABS harness/front bulkhead	A082M4878F	1	
144	Screw, M5 x 20mm, " "	A075W5084F	4	
145	Washer, s/proof, " "	A075W4045Z	4	
146	Washer, flat, M5, " "	A075W4011Z	4	
147	Rawlnut, M5, grommet plate	A075W6074F	4	
148	Rubber Edging, harness protection	AX75W6020V	220mm	220mm
	" " " "	AX75W6020V	300mm	300mm
	" " " "	AX75W6020V	80mm	80mm
				Front spring mount Front crossmember Rear body mount plate



FUNCTION CODE	CONTENTS: Harnesses, Leads and Fuses	QUANTITY		REMARKS	
		PRIOR VIN *	FROM VIN *		
17.01A	PART DESCRIPTION	PART NUMBER			
				* VIN R 1242 (S4 LHD) R 1250 (S4 RHD) R 8030 (Sport 300) (Revised Harness)	
	Harness, S.I.R. (yellow)	E082M4797F	1	1	Driver's S.I.R. only >
	" Dual S.I.R. (yellow)	A082M4951F		1	Driver & pass. S.I.R. >
	'P' Clip, S.I.R. harness to scuttle beam	A075W6228F	16	16	>
	Rubber Edging, harness protection	A085U6080V	0.3m	0.3m	DERM brackets, scuttle > with beam, 'A' post > S.I.R.
	Convolute Clip, front SIR sensor lead	A082M6572F	6	6	>
	Connector Positive Assurance (CPA), passenger inflator module	A082M6585F	1	1	Dual S.I.R. >
	Jump Harness, ice detection	A082M4869F	1		Fascia display to module >
158	Harness, electric horns	A082M6558F	1		
	" " "	B082M6558F		1	S4
	Harness, air horns	A082M4988K		1	Sport 300
	Harness, daytime running lamps	A082M4877F	1) Canada, Sweden, Norway, New Zealand
	" " " "	A082M4947F		1)
	Harness, immobiliser bridging link	A082M4971F		1	



ESPRIT '93
1703A - PRIOR V.I.N.



FUNCTION CODE	CONTENTS: Prior VIN *: Relays, Modules & Horns	QUANTITY		REMARKS
		RHD	LHD	
17.03A	PART DESCRIPTION	PART NUMBER		
1	Relay Mounting Arm	B082M4879F	1	
2	" " "	B082M4739F		
	Cover Plate, outer, relay arm to bulkhead	A082M4742F		1
4	" " " " " "	A082M4741F		1
	" " inner, " " " "	A082M4744F	1	
6	" " " " " "	A082M4743F		1
7	Seal, " " " "	A082M4703F	1	1
8	Setscrew, M5 x 16, relay mounting arm fixing	A082W5117F	2	2
9	Washer, spring, M5, " " " "	A082W4097F	2	2
10	Studplate, " " " "	A082M4714F	1	1
11	Washer, flat, M4, " " " "	A082W4099F	4	4
12	Nut, Nyloc, M4, " " " "	A075W3049F	4	4
13	Screw, 10 UNF x 1" " " " to floor	A076W5062F	1	1
14	Washer, spring, " " " "	A075W4030Z	1	1
15	Rawlnut, M5, " " " "	A075W6074F	5	5
16	Bracket, relay/pump cover support	A082M4894F	1	
17	Screw, No.6 x 1/2", bracket fix	A075W5012F	2	
18	Foam Strip, support bracket	A036B6213V	A/R	
20	" changeover, front fog lamps	C079M6141F	1	1
21	" " start drop out	C079M6141F	1	1
22	" " horns	C079M6141F	1	1
23	Module, headlamp pod delay	C082M6352F 25	1	1
24	" tell-tale control	B082M6379F	1	1
25	" low fuel tell tale lamp delay	D089M6330F	1	1
26	Delay Unit, windscreen wipers	A082M6457F	1	1
27	Relay, 30A, single contact, HRS & heated mirrors	A089M6058F	1	1
28	" 30A, double " radiator fans	A089M6057F	1	1
29	Relay, single contact, main beam	A089M6058F	1	1
	" double " " "	B082M6182F		1
30	" changeover, dipped beam	C079M6141F	1	1
31	Screw, No.6 x 1/2", relay base fixing	A075W5012F	11	11

* VIN R 1142 (S4 LHD)
 R 1150 (S4 RHD)
 R 8030 (Sport 300)
 (Revised Harness)

Except USA. Lights inboard lamps only
 USA. Lights 4 lamps

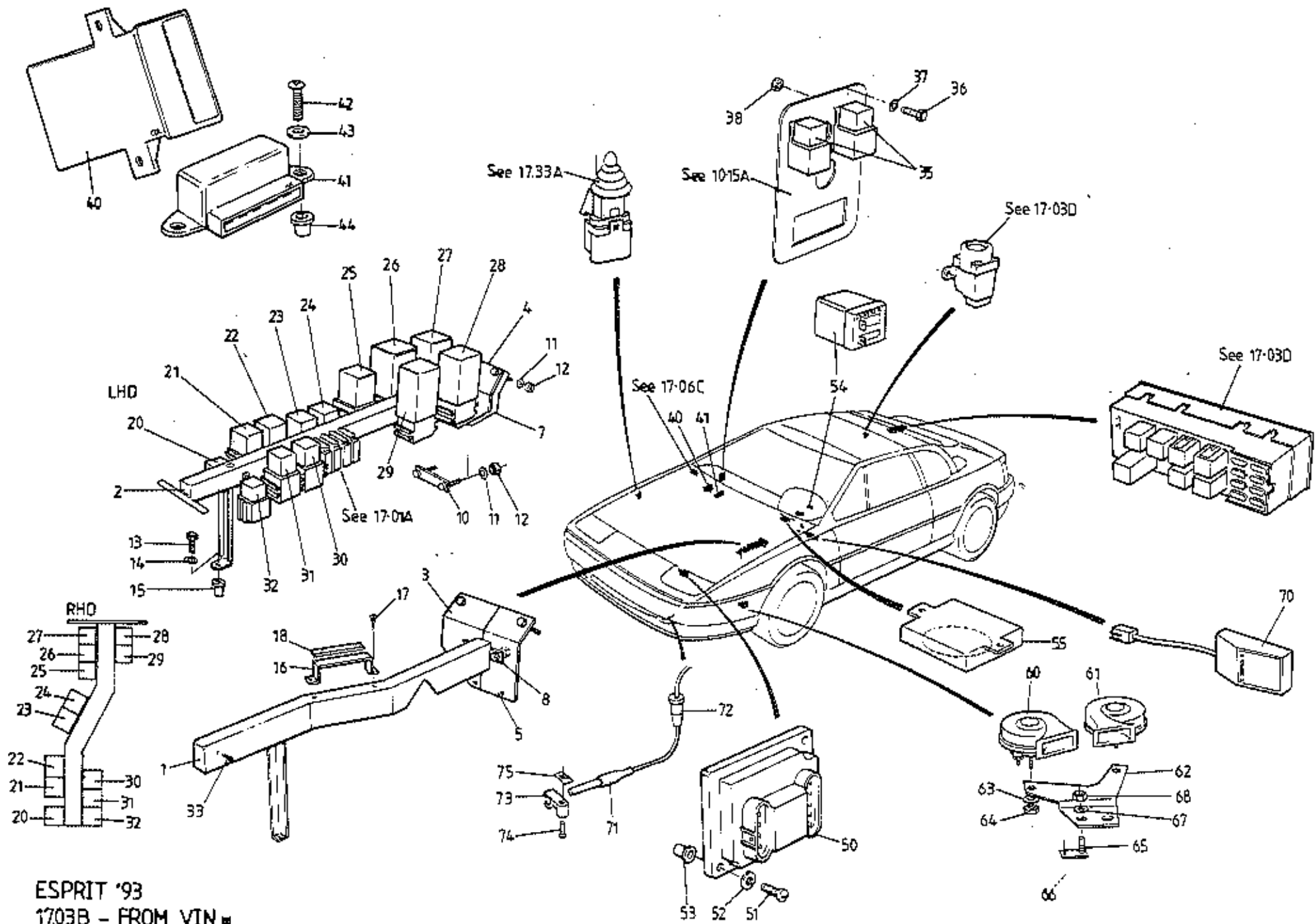
Esprit range: '93 M.Y. onwards
 Prior VIN * Page 1 17.03A



FUNCTION CODE	CONTENTS: Prior VIN *: Relays, Modules & Horns	QUANTITY		REMARKS	
		RHD	LHD		
17.03A	PART DESCRIPTION	PART NUMBER	RHD	LHD	
					* VIN R 1142 (S4 LHD) R 1150 (S4 RHD) R 8030 (Sport 300) (Revised Harness)
					Except USA. Behind centre console
35	Module, window voltage regulator	B082M6531F	1	1	} fitted on door access panels } } USA
	Module, window voltage bridging link	A082M6595F	1	1	
	Relay, window lift	A100M6104F		4	
	Screw, M5 x 10, window lift relay fixing	A082W5097F		4	
	Washer, flat, " " " "	A075W4001F		4	
	Nut, M5, Nyloc, " " " "	A075W3008F		4	
38	Power Relay, ignition, 33RA	A082M6236F	1	1	
40	Relay, radio feed isolator	C079M6141F	1	1	
41	Control Unit, central door locking	A082M6529F	1	1	
42	Screw, M5 x 20, relay/control unit fixing	A075W5084F	6	6	
43	Washer, flat, M5 x 10, " " " "	A075W4011Z	6	6	
44	Rawlnut, M5, " " " "	A075W6074F	6	6	
45	Amplifier, air conditioning, inc. thermistor	A082M4766K	1	1	Front of passenger footwell
	Cover, passenger side relays	A082M4724K	1		
	" " " "	A082M4723K		1	
	Seal, relay cover to bulkhead	A082U6067V	0.6m	0.6m	
	Screw, M5 x 20, cover fixing	A075W5084F	5	5	
	Washer, flat, M5 x 10, cover fixing	A075W4011Z	5	5	
	Rawlnut, M5, " " " "	A075W6074F	5	5	
50	Module, headlamp pod lift	A082M6363F	1	1	
51	Screw, M5 x 20, module fixing	A075W5084F	2	2	
52	Washer, flat, M5 x 10, module fixing	A075W4011Z	2	2	
53	Rawlnut, M5, module fixing	A075W6074F	2	2	
54	Flasher Unit, turn indicators (in binnacle)	A083M6303F	1	1	
55	Rheostat Module, panel lights control	A082M4847F	1	1	On scuttle beam
60	Horn, electric, high note (inc. nut & washer)	A100M6030F	1	1)
61	" " low " " " " " "	A100M6031F	1	1) S4 Air horns sport 300 A089M6345F
62	Bracket, electric horns to oil cooler bracket	A082M4934F	1	1)



FUNCTION CODE	CONTENTS: Prior VIN *: Relays, Modules & Horns	QUANTITY		REMARKS	
		RHD	LHD		
17.03A	PART DESCRIPTION	PART NUMBER			
				* VIN R 1142 (S4 LHD) R 1150 (S4 RHD) R 8030 (Sport 300) (Revised Harness)	
65	Setscrew, M5 x 20, mounting plate fixing	A075W1025F	2	2)
66	Washer, spring, " " "	A075W4045F	2	2) S4
67	Washer, flat, " " "	A075W4011Z	2	2)
68	Jacknut, M5, " " "	A076W3043F	2	2)
	Air Horn Compressor/Pipe Kit	A082M6481F	1	1)
	Trumpet & Bracket Kit, air horns	A089M6345F	1	1)
	Bracket, Air Horns	A082M4931F	1	1)
	Pop Rivet, bracket to oil cooler duct	A075W6030F	4	4)
	Compressor, Fiamm air horns	A089M6346F	1	1)
	Nut, Nyloc, M8, compressor to body	A075W3010Z	1	1) Sport 300
	Washer, M8 x 25, " " "	A075W4021Z	2	2)
	Bracket, air horn trumpet mounting	A089M0550H	1	1)
	Setscrew, M8 x 30, bracket to body	A075W1040Z	1	1)
	Washer, M8 x 25, " " "	A075W4021Z	1	1)
	Washer, M8 x 20, " " "	A075W4019Z	2	2)
	Nut, Nyloc, M8, " " "	A075W3010Z	1	1)
	Logic Module, buzzer	B082M4866F		1	>
	Bracket, logic module	A082M4872F		1	> S.I.R.
	Screw, No.6 x 1/2", logic module bracket fixing	A082M5012F		2	>
	Spire Nut, No.6, " " " "	A075W6013Z		2	>
70	Module, ice warning	A082M6505F	1	1	On scuttle beam
71	Probe, " " "	A082M6507F	1	1	
72	Grommet, ice detection probe	A082B6469F	1	1	
73	Clip, probe securing	A082W6352F	1	1	
74	Screw, probe clip fixing	A100W5168F	1	1	
75	Spire Nut, " " "	A075W6013Z	1	1	



ESPRIT '93
 1703B - FROM VIN



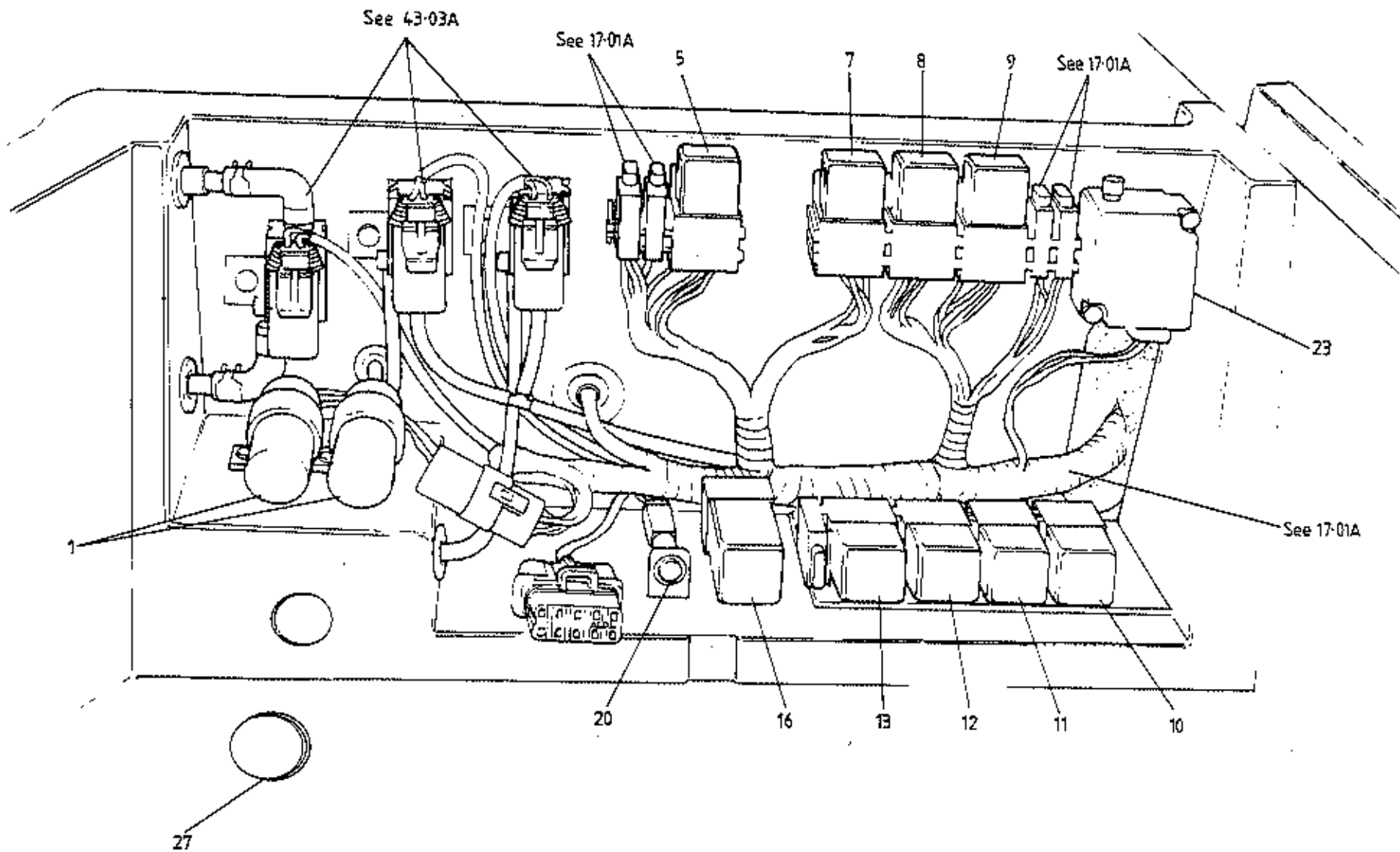
FUNCTION CODE	CONTENTS: From VIN *: Relays, Modules & Horns	QUANTITY		REMARKS	
		RHD	LHD		
17.03B	PART DESCRIPTION	PART NUMBER	RHD	LHD	
					* VIN R 1142 (S4 LHD) R 1150 (S4 RHD) R 8030 (Sport 300) (Revised Harness)
1	Relay Mounting Arm	C082M4879F	1		
2	" " "	C082M4739F		1	
3	Cover Plate, outer, relay arm to bulkhead	A082M4742F	1		
4	" " " " " " "	A082M4741F		1	
5	" " inner, " " " "	A082M4744F	1		
	" " " " " " "	A082M4743F		1	
7	Seal, relay mounting arm to bulkhead	A082M4703F	1	1	
8	Setscrew, M5 x 16, relay mounting arm fixing	A082W5117F	2	2	
	Washer, spring, M5, " " " "	A082W4097F	2	2	
10	Studplate, " " " "	A082M4714F	1	1	
11	Washer, flat, M4, " " " "	A082W4099F	5	5	
12	Nut, Nyloc, M4, " " " "	A075W3049F	5	5	
13	Screw, 10 UNF x 1", " " " to floor	A076W5062F	1	1	
14	Washer, spring, " " " "	A075W4030Z	1	1	
15	Rawlnut, M5, " " " "	A075W6074F	1	1	
16	Bracket, cover support	A082M4894F	1		
17	Screw, bracket to arm	A075W5012F	2		
18	Foam Strip, support bracket	A036B6213V	A/R		
20	Power Relay, single contact, 70A	A082M6589F	1	1	Ignition supplies
21	Relay, changeover, dipped beam	C079M6141F	1	1	
22	" single contact, main beam	A089M6058F	1	1	Except USA. Lights inboard lamps only
	" double " " "	B082M6182F		1	USA. Lights 4 lamps
23	" changeover, start drop out	C079M6141F	1	1	
24	" " radio 'key-in'	C079M6141F	1	1	
25	Rheostat Module, instrument panel lights contro	B082M4847F	1	1	
26	Delay Module, low fuel tell-tale	D089M6330F	1	1	
27	" " windscreen wiper	A082M6457F	1	1	
28	Module, window voltage	C082M6531F	1	1	Except USA, Canada & Australia
	" " " bridging link	A082M6595F	1	1	USA, Canada & Australia
29	Delay Module, headlamp pods	C082M6352F	1	1	



FUNCTION CODE	CONTENTS: From VIN *: Relays, Modules & Horns	QUANTITY		REMARKS	
		RHD	LHD		
17.03B	PART DESCRIPTION	PART NUMBER			
				* VIN R 1142 (S4 LHD) R 1150 (S4 RHD) R 8030 (Sport 300) (Revised Harness)	
30	Relay, changeover, front fog lamps	C079M6141F	1	1	
31	" " horns	C079M6141F	1	1	
32	Power Relay, single contact, 70A, radiator fans	A082M6589F	1	1	
33	Screw, No.6 x 1/2", relay base fixing	A075W5012F	11	11	
35	Relay, window lift	A100M6104F		4	On door access panel >
36	Screw, M5 x 10, window lift relay fixing	A082W5097F		4	> USA
37	Washer, flat, " " " "	A075W4001F		4	>
38	Nut, M5, Nyloc, " " " "	A075W3008F		4	>
40	Control Unit, central door locking	A082M6529F	1	1) In passenger footwell
41	Amplifier, air conditioning (inc. thermistor)	A082M4766K	1	1)
42	Screw, M5 x 20, amplifier/control unit fixing	A075W5084F	4	4	
43	Washer, flat, M5 x 10, " " " "	A075W4011Z	4	4	
44	Rawlnut, M5, " " " "	A075W6074F	4	4	
50	Module, headlamp pod lift	A082M6363F	1	1	
51	Screw, M5 x 20, module fixing	A075W5084F	2	2	
52	Washer, flat, M5 x 10, module fixing	A075W4011Z	2	2	
53	Rawlnut, M5, module fixing	A075W6074F	2	2	
54	Flasher Unit, turn indicators (in binnacle)	A083M6303F	1	1	
	Module, lights on buzzer	A082M6586F	1	1	non-USA. R/B A082M6608F
55	" " " "	A082M6608F	1	1	
	" " " "	B082M4866F	1	1	>
	Bracket, module to scuttle beam	A082M4872F		1	> USA
	Screw, No.6 x 1/2", logic module bracket fixing	A082M5012F		2	>
	Spire Nut, No.6, " " " "	A075W6013Z		2	>
	Connector, 6-way, lights on warning buzzer	A082M6606F	1	1) Use with A082M6608F
	Terminal, connector	A082M6607F	3	3)
60	Horn, electric, high note (inc. nut & washer)	A100M6030F	1	1)
61	" " low " " " " "	A100M6031F	1	1) S4
62	Bracket, electric horns to oil cooler bracket	A082M4934F	1	1)



FUNCTION CODE	CONTENTS: From VIN *: Relays, Modules & Horns	QUANTITY		REMARKS	
		RHD	LHD		
17.03B	PART DESCRIPTION	PART NUMBER			
				* VIN R 1142 (S4 LHD) R 1150 (S4 RHD) R 8030 (Sport 300) (Revised Harness)	
65	Stud plate, bracket to oil cooler duct	A082U7335F	1	1)
66	Pop Rivet, stud plate securing	A075W6090Z	1	1) S4
67	Washer, flat, M6 x 15, bracket to stud plate	A075W4015Z	1	1)
68	Nut, Nyloc, M6, bracket to stud plate	A075W3009Z	1	1)
	Air Horn Compressor/Pipe Kit	A082M6481F	1	1)
	Trumpet & Bracket Kit, air horns	A089M6345F	1	1)
	Bracket, Air Horns	A082M4931F	1	1)
	Pop Rivet, bracket to oil cooler duct	A075W6030F	4	4)
	Compressor, Fiamm air horns	A089M6346F	1	1)
	Nut, Nyloc, M8, compressor to body	A075W3010Z	1	1) Sport 300
	Washer, M8 x 25, " " "	A075W4021Z	2	2)
	Bracket, air horn trumpet mounting	A089M0550H	1	1)
	Setscrew, M8 x 30, bracket to body	A075W1040Z	1	1)
	Washer, M8 x 25, " " "	A075W4021Z	1	1)
	Washer, M8 x 20, " " "	A075W4019Z	2	2)
	Nut, Nyloc, M8, " " "	A075W3010Z	1	1)
	Washer, air horns	A075W4001Z	2	2)
70	Module, ice warning	B089M6505F	1	1)
71	Probe, " " #032	A089M6507F	1	1)
72	Grommet, ice detection probe	A082B6469F	1	1)
73	Clip, probe securing	A082W6352F	1	1)
74	Screw, probe clip fixing	A100W5168F	1	1)
75	Spire Nut, " " "	A075W6013Z	1	1)



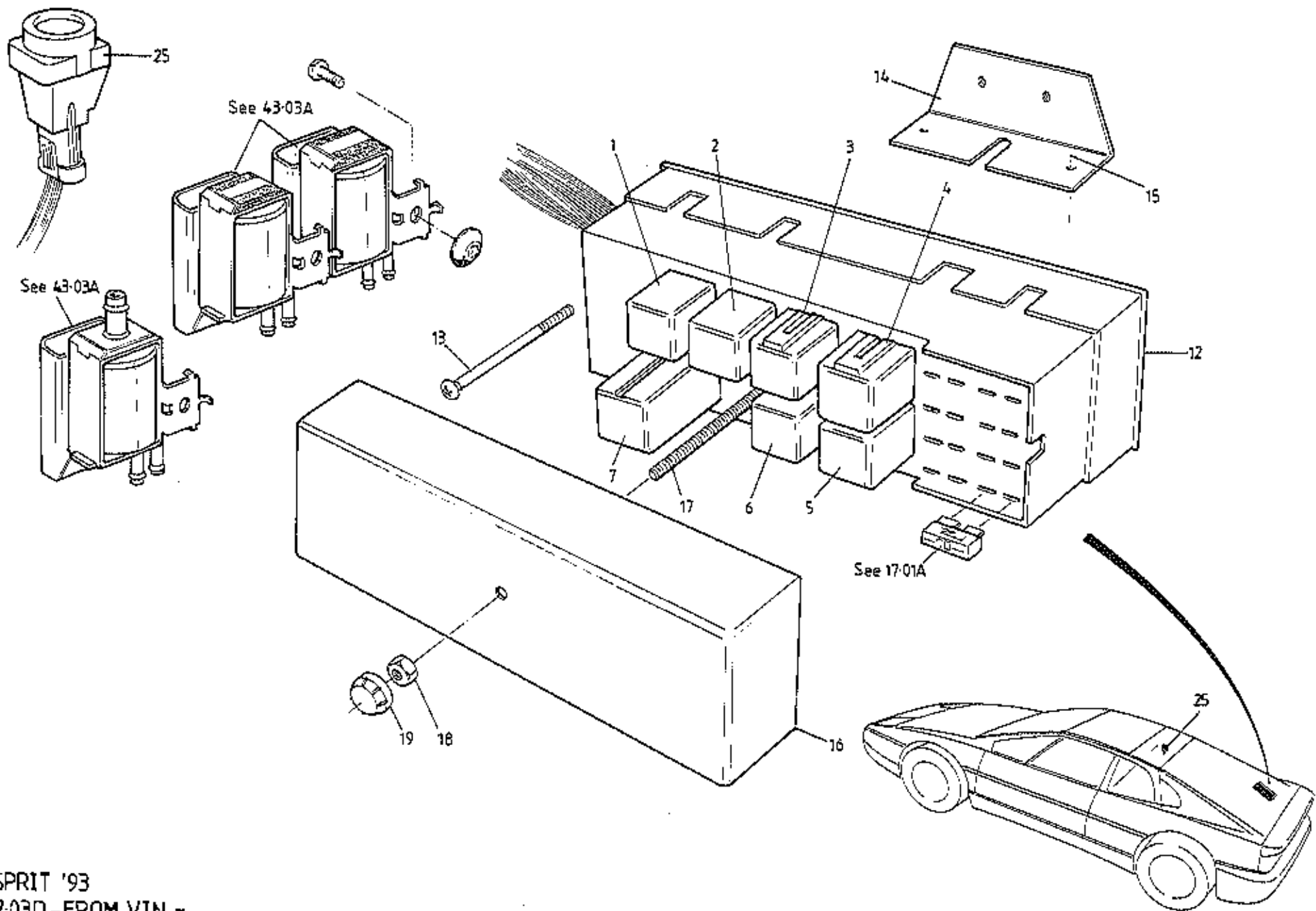
ESPRIT '93

17.03C - PRIOR VIN *



FUNCTION CODE	CONTENTS: Prior VIN *: Engine Bay Relay Box & Inertia Switch	QUANTITY		REMARKS
		PRIOR VIN *		
17.03C				
	PART DESCRIPTION	PART NUMBER		
				* VIN R 1142 (S4 LHD) R 1150 (S4 RHD) R 8030 (Sport 300) (Revised Harness)
1	Module, low coolant, dual assembly	A082M4825K	1	
	'P' Clip, module fixing	A075W6230F	2	
	Screw, M5, 'P' clip fixing	A079W5047F	2	
	Rawlnut, M5, " " "	A075W6074F	2	
5	Relay, changeover, radiator fans control	C079M6141F	1	
7	" " RPM, oil pressure tell tale	C079M6141F	1	
8	" " fuel pump	C079M6141F	1	
9	" " engine overheat tell tale	C079M6141F	1	
10	" " solenoid valve changeover	C079M6141F	1	
11	" " a.c. control	C079M6141F	1	
12	" " a.c. request	C079M6141F	1	
13	" " starter motor solenoid	C079M6141F	1	
	Screw, No.6 x 1/2", relay fixing	A075W5012F	4	
	Spire Nut, No.6, " "	A075W6013Z	4	
16	Resistor Module, secondary injectors	A082M6442F	1	
20	Lamp, 'Check Engine' repeater	A082M6419F	1	
	Bracket, repeater lamp mounting	A082M4779F	1	
23	Inertia Switch, fuel pump cut out	B079M6133F	1	
	Bolt, M5 x 50, inertia switch fixing	A079W2026F	2	
	Washer, flat, " " "	A075W4011Z	2	
	Nut, M5 Nyloc, " " "	A082W3008Z	2	
27	Grommet, blanking	A082U6073F	1	

Esprit range: '93 M.Y. onwards
Prior VIN * 17.03C

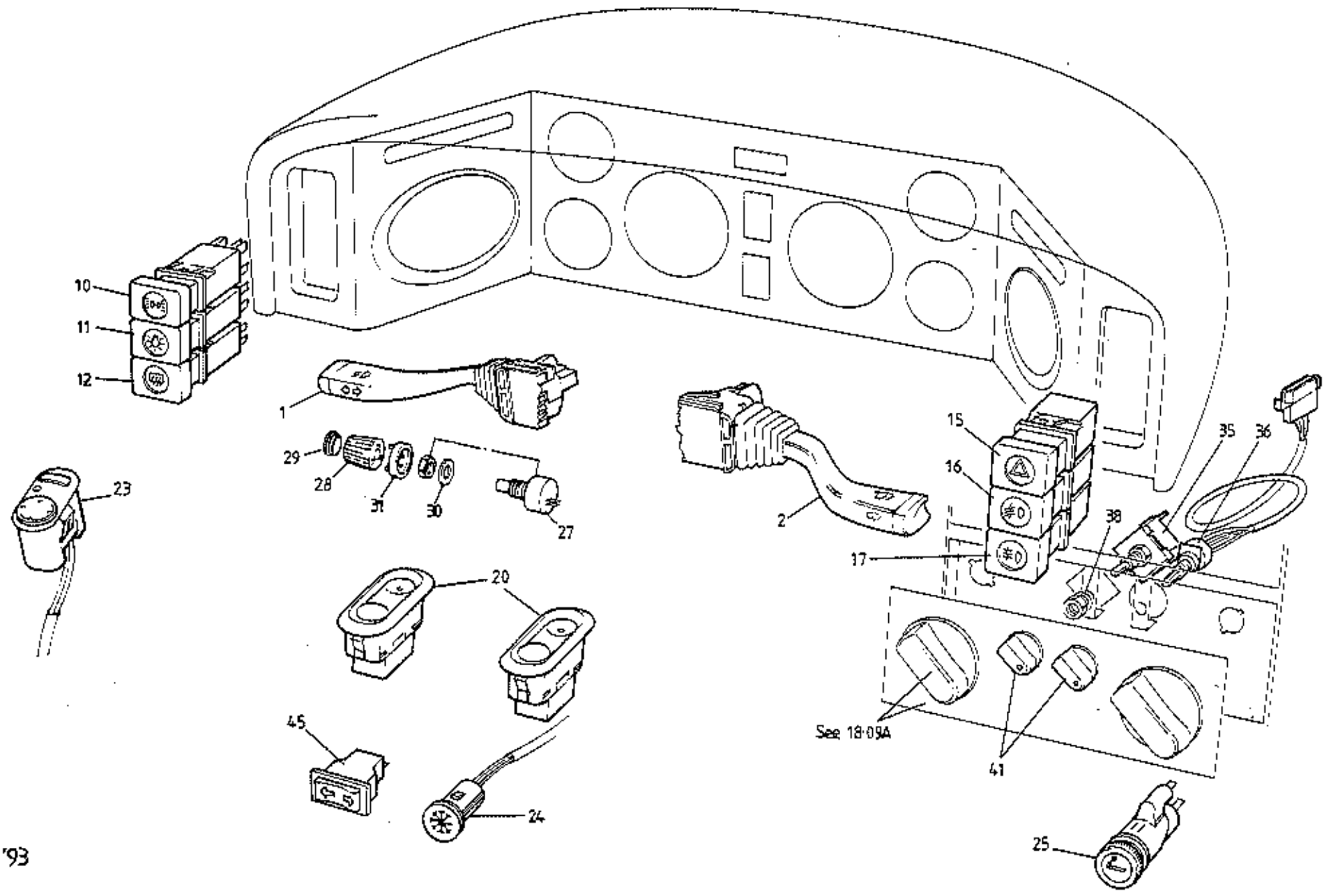


ESPRIT '93
 17-03D - FROM VIN *



FUNCTION CODE	CONTENTS: From VIN *: Engine Control Relays & Inertia Switch		QUANTITY		REMARKS
	PART DESCRIPTION	PART NUMBER	FROM VIN *		
17.03D					
1	Relay, changeover, oil tell tale inhibit	C079M6141F	1		* VIN R 1142 (S4 LHD) R 1150 (S4 RHD) R 8030 (Sport 300) (Revised Harness) R/B A082M6598F
2	" " throttle jack/EBPV	C079M6141F	1		
3	" double contact, fuel pump & injectors	A082M6182F	1		
4	" " " ignition supplies (rear)	A082M6182F	1		
5	" changeover, starter solenoid	C079M6141F	1		
6	" " a.c. compressor	C079M6141F	1		
7	Resistor Module, secondary injectors	B082M6442F	1		
12	Housing, relays	A082M6610F	1		
13	Screw, housing to bracket M6 x 50	A100W5145F	2		
14	Bracket, housing to wheelarch	A082M4973F	1		
15	Pop Rivet, " " "	A075W6090Z	2		
16	Cover, rear wheelarch relay station	A082B5239K	1		
17	Stud, relay cover fixing	B082B4984F	1		
18	Nut, M6, relay cover fixing	A075W3020F	1		
19	Knurled Knob, relay cover fixing	A082W6468F	1		
25	Inertia Switch, fuel pump cut-off	A082M6588F	1		
	" " " " " "	A082M6598F	1		
	Washer, inertia switch to fuel filter bracket	A082W4099F	2		
	Nut, Nyloc, M4, " " " " "	A082W3049F	2		

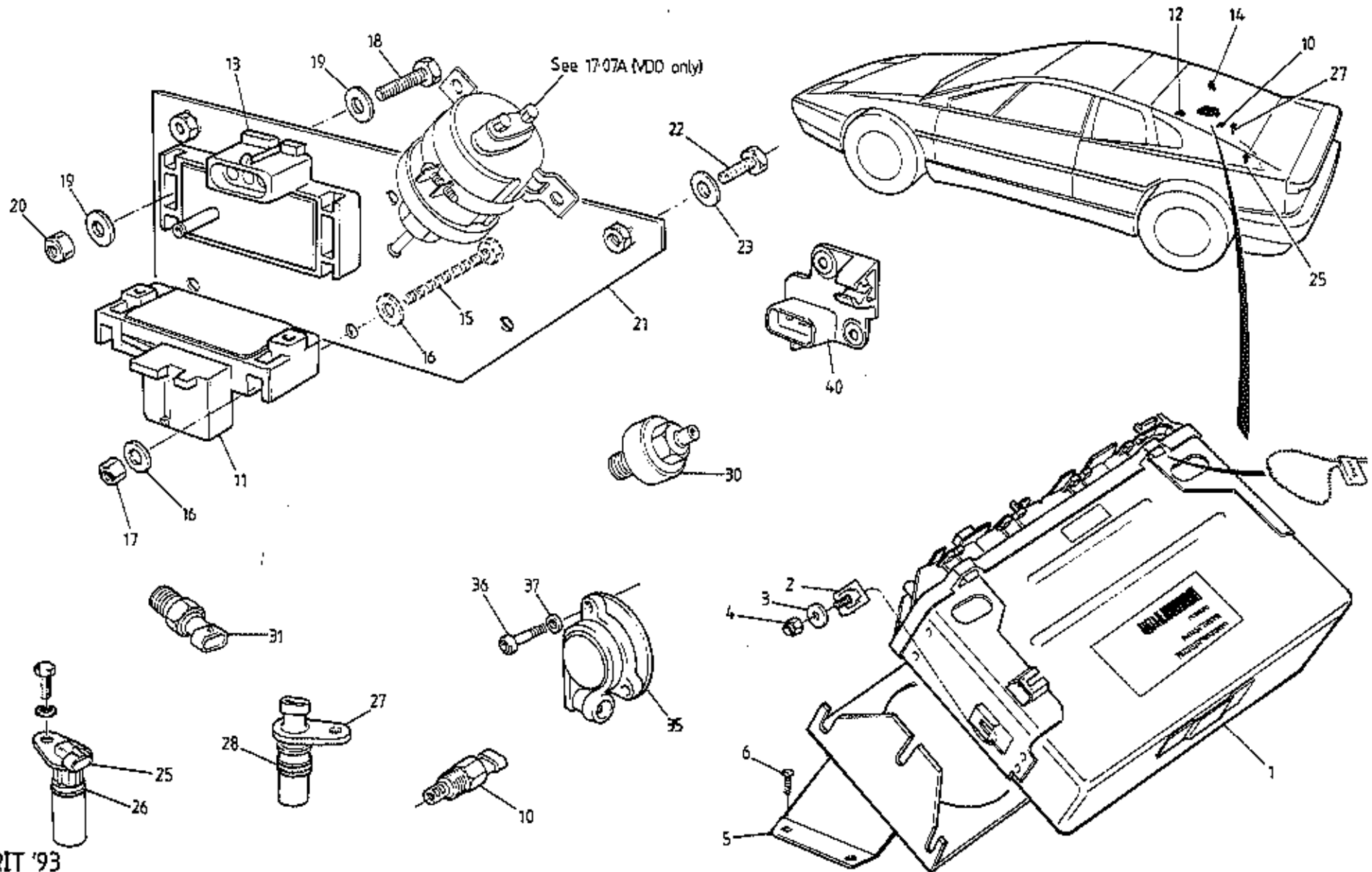
Esprit range: '93 M.Y. onwards
From VIN * 17.03D



ESPRIT '93
1705A



FUNCTION CODE	CONTENTS: Driver Operated Switches & Cigar Lighter	QUANTITY		REMARKS
		ALL		
17.05A				
	PART DESCRIPTION	PART NUMBER		
1	Column Switch, LH, turn/dip/flash	A100M6048F	1	Non SIR
	" " " " " "	A082M6455F	1	SIR
2	" " RH, windscreen wipe/wash	A100M6049F	1	Non SIR
	" " " " " "	A082M6454F	1	SIR
10	'Push' Switch, parking lamps	A082M6343F	1	
11	'Push' Switch, main lighting	A082M6344F	1	Headlamp symbol (Europe)
	" " " "	A082M6345F	1	Bulb symbol (USA)
12	'Push' Switch, heated rear screen	A089M6347F	1	
15	'Push' Switch, hazard warning lamps	A082M6346F	1	
16	'Push' Switch, front fog lamps	A082M6349F	1	Not Sport 300
17	'Push' Switch, rear fog lamps	A082M6348F	1	> as fitted.
	Blank, 'push' switch	A089M6065F	1	>
20	Switch, window lift	A100M6007F	2	
23	Switch, mirror control	A082M6521F	1	
24	Switch, window obstruction sensing override	A082M6530F	1	Not USA
25	Cigar Lighter Assembly	A079M6122F 3	1	
27	Rheostat, instruments/control illumination	A082M4861F	1	includes next 3 items
28	Knob, rheostat control switch	A082M6375H	1	
29	Cap, rheostat knob	A082M6476H	1	
30	Washer, insulating, rheostat	A082M6490F	1	
31	Cover, rheostat nut	A082M6474H	1	
35	Switch, interior fan speed control	A082M6223F	1	
36	Switch, refrigeration temperature	A082M6221F	1	
	Cover, refrigeration control switch	A082M4239F	1	
38	Spacer Washer, fan switch	A075W4071F	1	
41	Knob, fan speed/fridge switch	A082P4350F	2	
	Spring Clip, knob fixing	A082W6493F	2	
45	Switch, fuel filler flap release	A082M6502F	1	



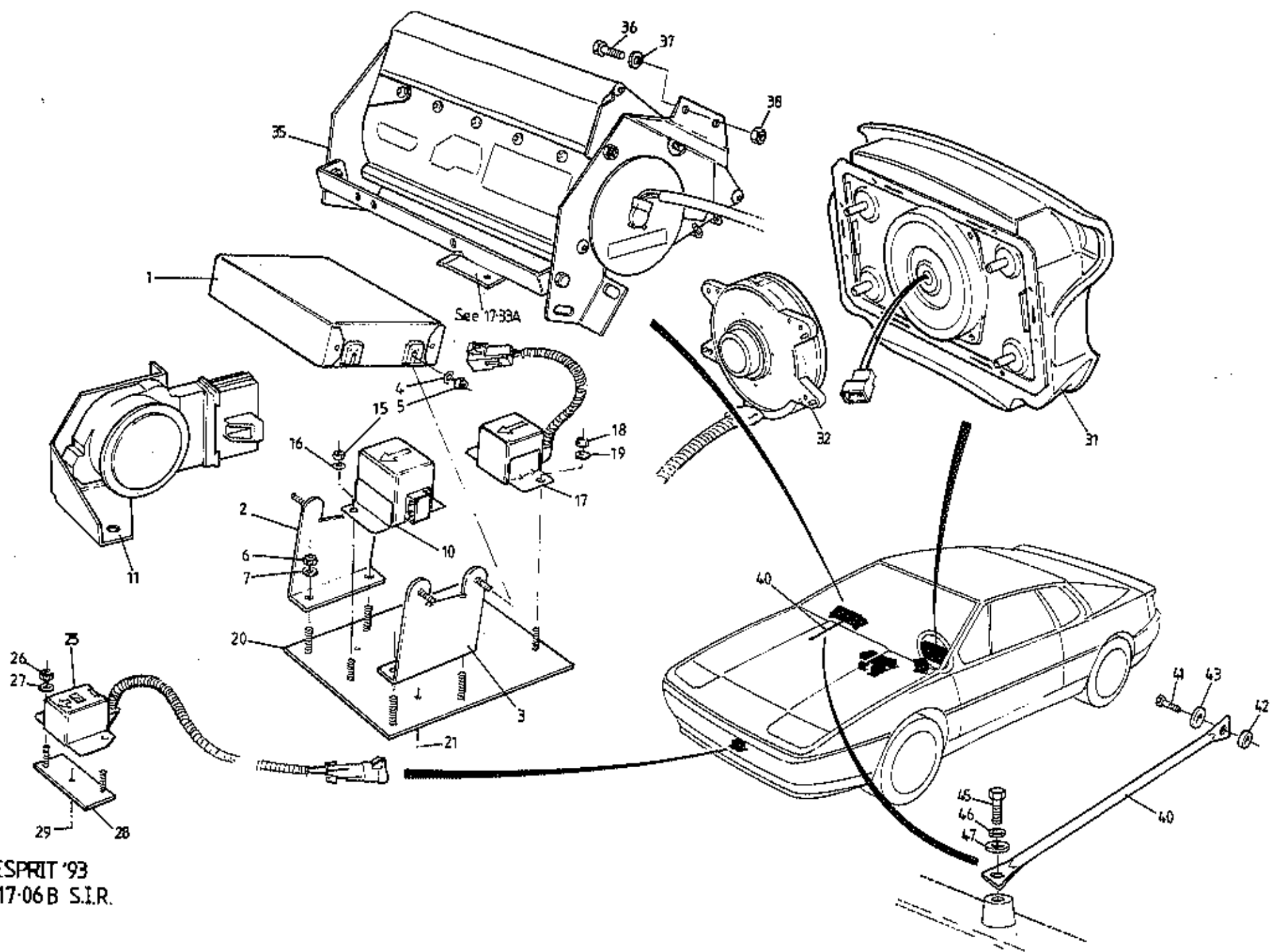
ESPRIT '93
17-06A ECM.



FUNCTION CODE	CONTENTS: Engine Management ECM & Sensors	QUANTITY		REMARKS
		PRIOR VIN *	FROM VIN *	
17.06A	PART DESCRIPTION	PART NUMBER		
		A910E6008F	GT3	2789
				* VIN R 1142 (S4 LHD) R 1150 (S4 RHD) R 8030 (Sport 300) (Revised Harness)
1	Electronic Control Module, (ECM) engine man.	A910E7038F	1	PROM ID = 1479 R/B B910E7038F)
	" " " " " "	B910E7038F	1	PROM ID = 6519 R/B C910E7038F) S4
	" " " " " "	C910E7038F 10/20	1	PROM ID = 5879)
	" " " " " "	P691.4205.001BF	1	PROM ID = 300 Sport 300
	" " " " " "	A910E7044F	1	PROM ID = 5269 S4/S4S USA 195 195
2	Studplate, ECM to mounting bracket	A910E6963F	2	PROM ID = 2789 2 LOTS 920
3	Washer, M5 x 10, ECM to mounting bracket	A075W4011Z	2	
4	Nut, M5, ECM to mounting bracket	A910E6962F	2	
5	Bracket, ECM mounting	B082L4164F	1	
6	Screw, No.10 x 1/2", bracket to tankboard	A075W5040Z	4	
10	Sensor, Mass Air Temperature (MAT)	A910E6927F	1	Mounted in chargecooler
11	" Manifold Air (Absolute) Pressure (MAP)	A910E6934F	1	On plate above RHR wheelarch
12	" " " " " "	A910E6934F	1	On Body above RHR wheelarch
13	" Barometric (BARO)	A910E6935F	1	On plate above RHR wheelarch
14	" " " " " "	A910E6935F	1	Mounted on RH tank board
15	Setscrew, M5 x 45, MAP sensor to plate	A089W5076F	2	
16	Washer, M4, " " " "	A082W4099Z	2	
17	Nut, Nyloc, M4, " " " "	A075W3949Z	2	
	Screw, s/t, BARO sensor to tankboard	A075W5025Z		2
	Screw, MAP sensor to body	A075W5013Z		2
	Spire Nut, " " " "	A075W6013Z		2
	Cap, protection	A089M6336F		2
18	Setscrew, M5 x 30, BARO sensor to plate	A079W1084F	2	
19	Washer, M5 x 10, " " " "	A075W4011Z	2	
20	Nut, Nyloc, M5, " " " "	A075W3008Z	2	
21	Plate, sensor mounting	C082U7152F	1	
22	Setscrew, M5 x 20, mounting plate to body	A075W5084F	2	
23	Washer, flat, M5, " " " "	A075W4011Z	2	
25	Sensor, flywheel	A910E6938F	1	1 Mounted in clutch housing. Use Permagard A130 (A912E7033V) on fixing.



FUNCTION CODE	CONTENTS: Engine Management ECM & Sensors	QUANTITY		REMARKS	
		PRIOR VIN *	FROM VIN *		
17.06A					
				* VIN R 1142 (S4 LED) R 1150 (S4 RHD) R 8030 (Sport 300) (Revised Harness)	
26	'O' Ring, flywheel sensor seating	A910E6978F	1	1	Brown
27	Sensor, vehicle speed (VSS)	A910E6939F	1	1	Mounted in RHR hub carrier
28	'O' Ring, VSS seating	A910E6968F	1	1	Blue
30	Sensor, knock	C910E6937F	1	1	Mounted in cylinder block
31	Sensor, coolant temperature	A910E6928F	1	1	Mounted in inlet manifold
35	Sensor, throttle position	A910E6961K	1	1	
36	Screw, M3 x 16, sensor to throttle body	A082W5110F	2	2	Use Permabond A130 (A912E7033V)
37	Washer, flat, " " " "	A075W4001Z	2	2	
40	Park Socket, ALDL connector	A100M6070F	1	1	
	Screw, socket to alarm mounting bracket	A075W5012F	1	1	
	Spire Nut, socket to alarm mounting bracket	A075W6014Z	1	1	



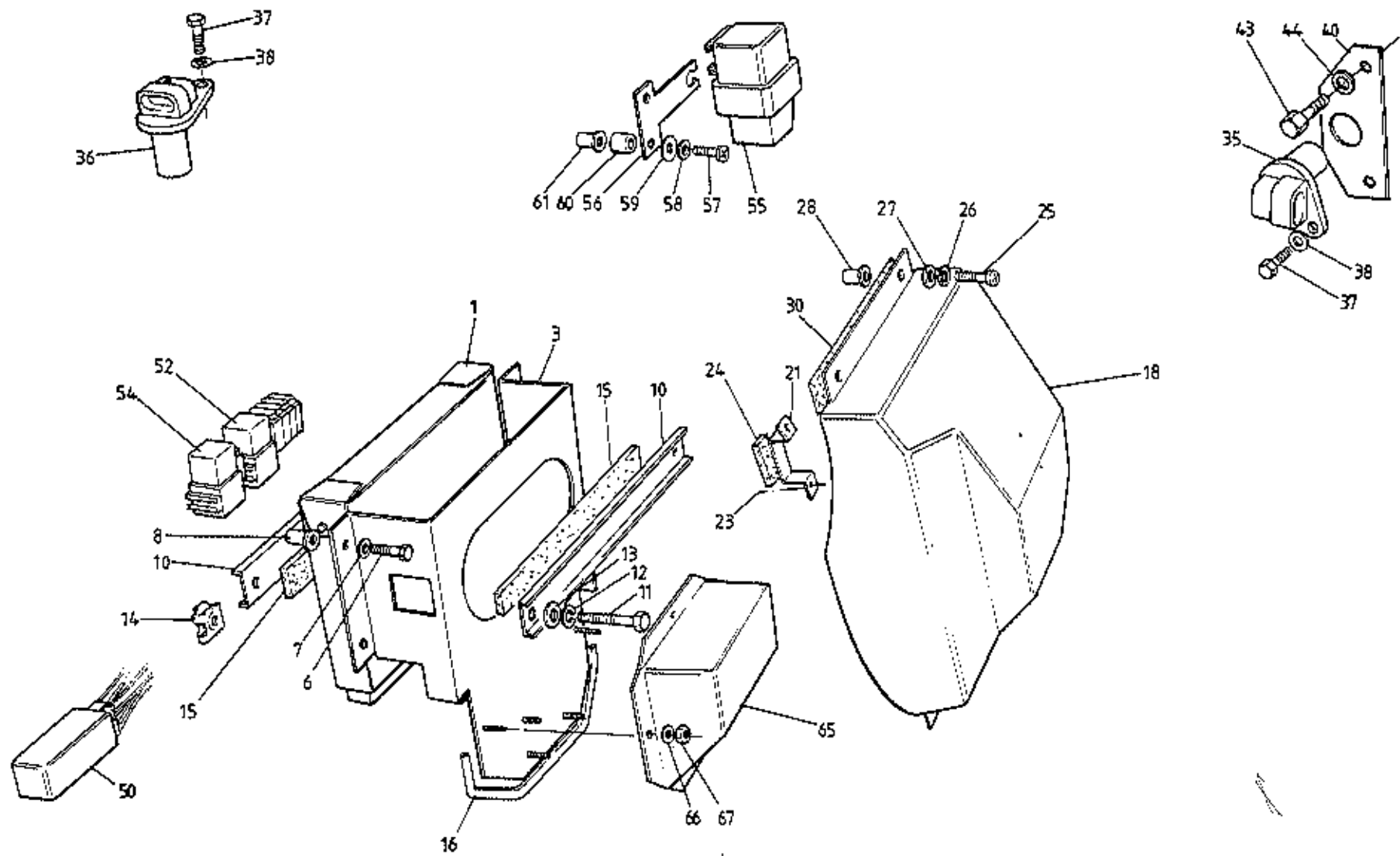
ESPRIT '93
17-06B S.I.R.



FUNCTION CODE	CONTENTS:	QUANTITY		REMARKS
		DRIVER S.I.R.	DUAL S.I.R.	
17.06B	S.I.R.: Inflator Modules, D.E.R.M. & Sensors			
	PART DESCRIPTION	PART NUMBER		
1	Module, Diagnostic & Energy Reserve (DERM)	A082M6446F*	1) Supplied only on exchange basis
2	" " " " " "	A082M6576F*	1	
2	Bracket, DERM mounting, RH	A082M4841F	1)
3	" " " " " "	A082M4966F	1	
3	" " " LH	A082M4840F	1	* These parts to be fitted only by Lotus Dealers who must complete & return SIR registration card supplied with part.
4	" " " " " "	A082M4965F	1	
4	Washer, flat, DERM to mounting bracket	A082W4099F	4	
5	Nut, Nyloc, M4, " " " " " "	A075W3049F	4	
6	Nut, Nyloc, M6, DERM bracket to body	A075W3009F	4	
7	Washer, flat, M6 " " " " " "	A075W4013Z	4	
10	Arming Sensor	A082M6445F*	1	
11	" " , dual pole, inc. mtg. brkt.	A082M4964J*	1	
15	Nut, Nyloc, M4, arming sensor to body	A075W3049F	2	
16	Washer, flat, " " " " " "	A082W4099F	2	
X	Nut, Nyloc, M6, dual pole arming sensor fix	A075W3009Z	2	
X	Washer, flat, M6 x 12, sensor fixing	A075W4013Z	2	
17	Sensor, passenger compartment discriminating	A082M6444F*	1	
18	Nut, Nyloc, M6, pass. comp. sensor to body	A075W3009F X	2	
19	Washer, flat, M6 " " " " " "	A075W4013Z >	2	
20	Stud Plate, sensor mounting	A082M4961F	1	
21	Pop Rivet, stud plate to tunnel	A075W6071Z	3	
25	Sensor, forward discriminating	A082M6443F*	1	
26	Nut, Nyloc, M6, forward sensor to body	A075W3009Z X	2	
27	Washer, flat, M6, " " " " " "	A075W4013Z >	2	
28	Stud Plate, forward sensor mounting	A082M4849F	1	
29	Pop Rivet, stud plate to body	A075W6071Z	1	
	Resistor Module	A082M6550S	1	
31	Inflator Module (airbag), driver's side	A082H4034F*	1	
32	Rotary Connector (S.I.R. coil)	A082M6456F	1	
	Screw, M3 x 16, rotary connector to column	A082W5110F	4	
35	Inflator Module (airbag), passenger's side	A082M4980S*	1	Including end plates
36	Setscrew, M5 x 20, module top fixing	A075W1025F	4	



FUNCTION CODE	CONTENTS: S.I.R.: Inflater Modules, D.E.R.M. & Sensors	QUANTITY		REMARKS
		DRIVER S.I.R.	DUAL S.I.R.	
17.06B	PART DESCRIPTION	PART NUMBER		
37	Flat Washer, module top fixing	A075W4011Z	4	
38	Nyloc Nut, M5, " " "	A075W3008Z	4	
40	Strut, passenger module to chassis	A082A4364F	1	
41	Setscrew, M6 x 20, strut to module endplate	A075W1030Z	1	
42	Spacer Washer, " " " "	A075W4014Z	1	
43	Flat Washer, " " " "	A075W4015Z	1	
44	Nyloc Nut, M6, " " " "	A075W3009Z	1	
45	Setscrew, M6 x 30, strut to chassis	A075W1032Z	1	
46	Spring Washer, " " "	A075W4035Z	1	
47	Flat Washer, " " "	A075W4013Z	1	



ESPRIT '93
17-06C ABS.



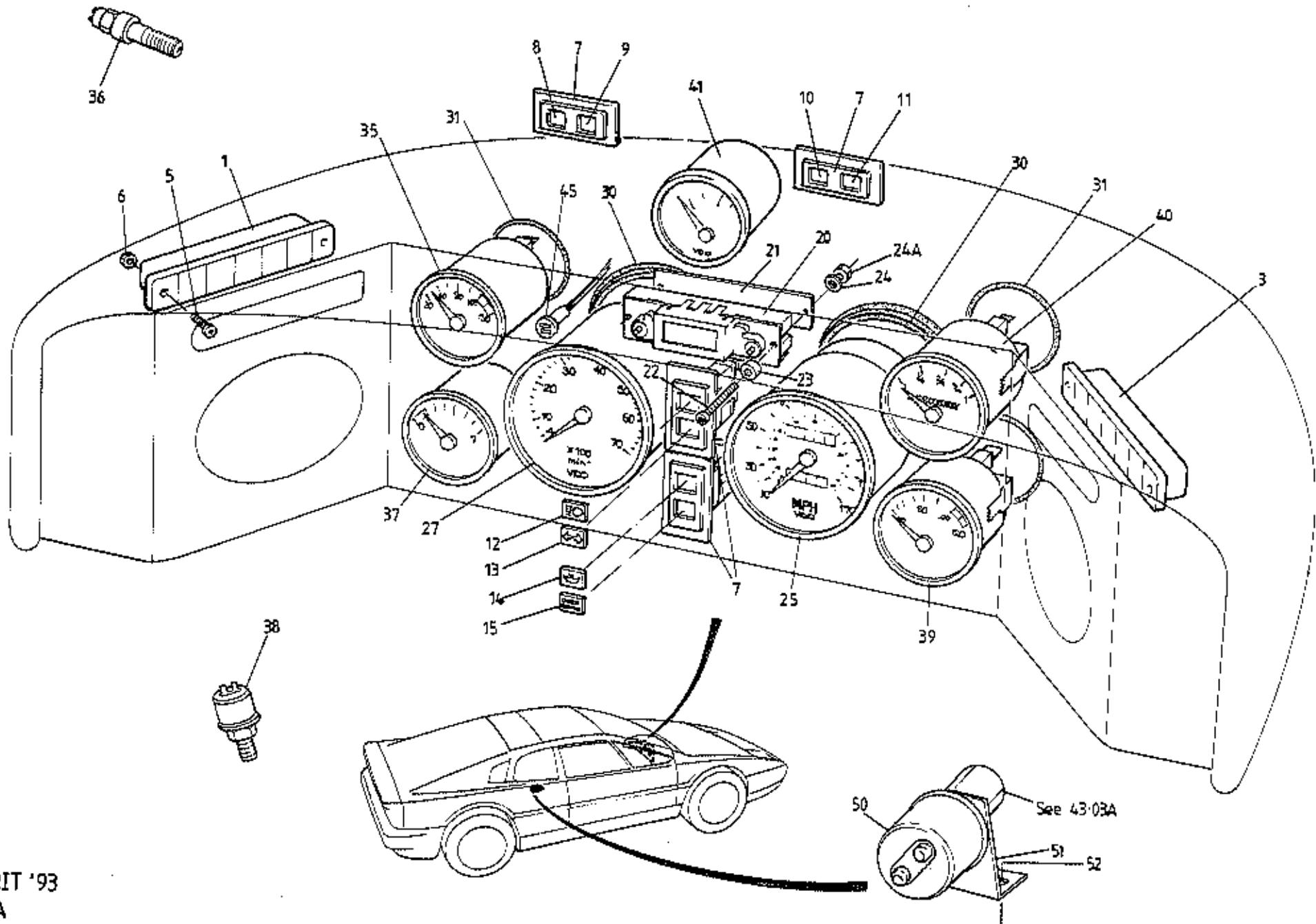
FUNCTION CODE	CONTENTS: ABS: ECM & Sensors	QUANTITY		REMARKS
		PRIOR VIN *	FROM VIN *	
17.06C	PART DESCRIPTION	PART NUMBER		
				* VIN R 1142 (S4 LHD) R 1150 (S4 RHD) R 8030 (Sport 300) (Revised Harness)
1	Electronic Control Module (ECM), ABS	A082M6482F	1	1
	Mounting Bracket, ECM to bulkhead	A082M4804F	1	
3	" " " " " RHD	A082M4982F		1
	" " " " " LHD	A082M4983F		1
5	Rubber Strip, self adhesive, controller bracket	A036B6221V		0.2m
6	Screw, M5 x 20, ECM bracket to bulkhead	A075W5084F	4	4
7	Washer, M5 x 10, " " " "	A075W4011Z	4	4
8	Rawlnut, M5, " " " "	A075W6074F	4	4
10	Clamping Channel, ECM to mounting bracket	A082M4806F	2	2
11	Bolt, M6 x 45, ECM clamping channel	A075W2031Z	2	2
12	Washer, Spring " " " "	A075W4035Z	2	2
13	Washer, M6 x 15, " " " "	A075W4015Z	2	2
14	Captive Nut, M6, " " " "	A082M6465F	2	2
15	Foam Strip, ECM clamping	A036B6221V	A/R	A/R
16	Rubber Edging	A085U6080V	A/R	A/R
	Permabond C2 Adhesive, edging strip	A075U6045V	A/R	A/R
18	Cover, ECM, RHD	A082M4901K	1	
	" " RHD	E082M4986K		1
	" " LHD	A082M4887K	1	1
21	Support Bracket, ECM cover, RHD	A082M4898F	1	1
	" " " " LHD	A082M4889F	1	1
23	Pop Rivet, support bracket to ECM cover	A075W6087Z	2	2
24	Foam Strip, bracket buffer	A036B6221V	A/R	A/R
25	Screw, M5 x 20, ECM cover to bulkhead	A075W5084Z	2	2
26	Washer, M5, s/proof, " " " "	A075W4045Z	2	2
27	Washer, M5 x 10, " " " "	A075W4011Z	2	2
28	Rawlnut, M5, " " " "	A075W6074F	2	2
30	Foam Strip, self adhesive, cover to bulkhead	A036B6221V	A/R	A/R
	Sensor, wheel speed, front RH	C082M6484F	1	1
35	" " " " LH	C082M6485F	1	1



FUNCTION CODE	CONTENTS: ABS: ECM & Sensors	QUANTITY		REMARKS
		PRIOR VIN	FROM VIN	
17.06C	PART DESCRIPTION	PART NUMBER		
36	Pole Wheel, 48T, ABS Sensor, front wheels	A082J4192F	2	2
	Sensor, wheel speed, rear	C082M6483F	2	2
37	Pole Wheel, ABS Sensor, rear wheels	A082D6034H	2	2
38	Setscrew, M6 x 12, sensor fixing	A075W1028F	4	4
40	Washer, flat, M6, " "	A075W4013F	4	4
	Shim, 0.75mm, front sensor adjusting	A082C4200F))
	" 0.95mm, " " "	A082C4201F) A/R) A/R
	" 1.25mm, " " "	A082C4202F))
43	Setscrew, M6 x 10, shim fixing	A075W1026F	2	2
44	Washer, flat, M6, " "	A075W4013F	2	2
50	Lamp Driver Module, ABS tell tale	A082M4875F	1) Taped to harness near wiper motor
	" " " " " "	B082M4875F)
52	Relay, ABS front solenoid enable	A100M6069F	1	
	" " " " " "	C079M6141F		1
54	" " rear " " "	A100M6069F	1	
	" " " " " "	C079M6141F		1
55	Relay, pump motor enable	A082M64938 <i>A082J6045</i>	1	1
56	Mounting Bracket, pump motor enable relay	A082J4282F	1	1
57	Screw, M5 x 20, pump relay bracket fixing	A075W5084F	2	2
58	Washer, M5 flat, " " " "	A075W4011Z	2	2
59	Washer, M6 flat, " " " "	A075W4014Z	2	2
60	Spacer, bracket to bulkhead	A907E0696Z	2	2
61	Rawlnut, M5, pump relay bracket fixing	A075W6074F	2	2
	Nut, M6, wheel speed sensor harness earth stud	A075W3020Z		1
	Washer, shakeproof, " " " "	A075W4046Z		2
65	Cover, wheel speed sensor harness connectors	A082M4979F		1
66	Washer, flat, speed sensor harness cover fix	A082W4099F		5
67	Nut, Nyloc, M4, speed sensor harness cover fix	A075W3049F		5

* VIN R 1142 (S4 LHD)
 R 1150 (S4 RHD)
 R 3030 (Sport 300)
 (Revised Harness)

) Taped to harness near wiper motor
)



ESPRIT '93
 1707A



FUNCTION CODE	CONTENTS: Instruments, Senders, Tell Tales, Clock	QUANTITY		REMARKS
		*	#	
17.07A				
1	Tell Tale Lamp Assembly, LH	B082N4023F	1	* S4 Prior '95 M.Y. and Sport 300 # S4/S4S '95 M.Y. onwards Prior to VIN ♦, Replaced by: A082N6019/20F & A082N4029F Non-USA; Brakes graphic (P)(!) USA; Brakes graphic 'BRAKES/PARK' Replaces A082N4021/26F) S.I.R. (horizontal tell tale lamps))) > except S.I.R. (vertical tell tale lamps) > > Not fitted Sport 300))) Used with Digital Clock))))) ♦ VIN R 1142 (S4 LHD) R 1150 (S4 RHD) R 8030 (Sport 300) (Revised Harness)
	Housing, tell tale lamp	A082N6019F	2	
	Lens, tell tale lamp	A082N6020F	2	
	Graphic Strip, LH tell tale lamp	A082N4029F	1	
3	Tell Tale Lamp Assembly, RH	A082N4021F	1	
	" " " " "	A082N4026F	1	
	Graphic Strip, RH tell tale lamp	A082N4028F	1	
5	Screw, No.12 x 1/2", tell tale lamp fixing	A079W5047F	4	
6	Nut, Nyloc, 10 UNF, " " " "	A075W3000Z	4	
7	Tell Tale Lamp, dual	A082M6278F	2	
8	Lens, tell tale lamp, main beam	A082M6356F	1	
9	" " " " turn indicator	A082M6355F	1	
10	" " " " low oil pressure	A082M6279F	1	
11	" " " " check engine	A082M4750F	1	
12	" " " " main beam	A082M6544F	1	
13	" " " " turn indicator	A082M6545F	1	
14	" " " " low oil pressure	A082M6543F	1	
15	" " " " check engine	A082M6542F	1	
	Bulb, 24V 1.2W, main beam tell tale	A082M6547F	1	
20	Time Clock, Digital LCD, orange illumination	A082M6416F	1	
	" " Analogue	B082N4037F	1	
	Adjuster Tool, clock	A082T4008K	1	
21	Backplate, clock mounting	A082U5936F	1	
22	Setscrew, M3 x 30, clock fixing	A082W5119F	2	
23	Spacer, clock fixing	A082W6308F	2	
24	Washer, flat, M3 x 7, clock fixing	A075W4084F	2	
24A	Nut, Nyloc, H3, clock fixing	A079W3060F	2	

2044 8121-427130



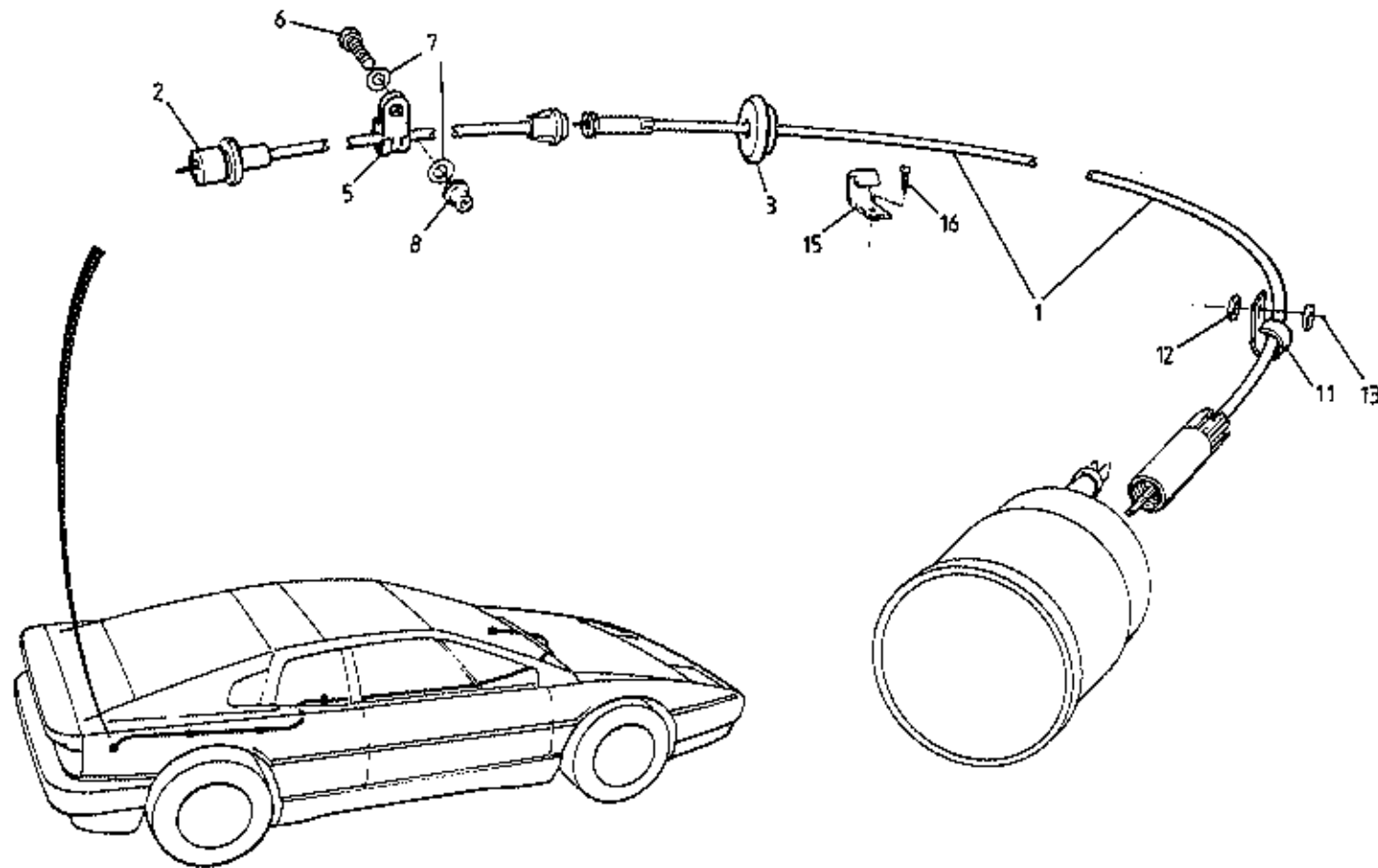
FUNCTION CODE	CONTENTS: Instruments, Senders, Tell Tales, Clock		QUANTITY		REMARKS
			*	#	
17.07A	PART DESCRIPTION		PART NUMBER		
25	Speedometer, MPH	<i>150 (Lapin)</i>	A082N6063F	1	* S4 Prior '95 M.Y. and Sport 300 # S4/SAS '95 M.Y. onwards > Not Sport 300 > } Also Sport 300 with Carbont) Sport 300 with VDO) V8 engine Speedo A082N6063F (150 km/h)
	" km/h	<i>150 (Lapin)</i>	A082N6064F	1	
	" MPH	<i>Carbont (Lapin)</i>	B082N4030F	1	
	" km/h	<i>Carbont 150 / 200 km/h</i>	B082N4031F	1	
	" MPH		P691.1707.605AF	1	
	" km/h		P691.1707.606AF	1	
	Clamp speedo retaining		A089U1611F	1	
27	Tachometer, 0 - 7500 rpm		A082N6059F	1	
	" , 0 - 8000 rpm		A082N4032F	1	
	" 0 - 8000 rpm		P691.1707.604AF	1	
	Bezel, speedo & tacho		A082U6234F	1	> Sport 300 with VDO
	Amplifier, tachometer signal, (Fixed to Tacho)		P691.1703.001AF	1	>
30	Vibration Insulation Sleeve, speedo/tacho		A089N6014F	2	Except Sport 300
31	" " 'O' ring, minor instruments		A082M6434F	5	
35	Gauge, oil temperature		A082N6067F	1	
36	Sender Unit, oil temperature gauge		A082N6068F	1	Use Permabond A131 (A912E7034F)
37	Gauge, oil pressure, 0 - 7 bar		A082N6061F	1	
	" " " " "		A082N4035F	1	
38	Sender/Switch, oil pressure gauge/low oil pressure tell tale, 0 - 10 bar		A082N6062F	1	VDO INSTRUMENT
	Sender, oil pressure gauge		A082N4038F	1	} Carbont instrument A082N4039F
	Switch, low oil pressure tell-tale lamp		A082N4039F	1	
39	Gauge, coolant temperature		A089N6009F	1	Oil pressure switch
	" " " " "		A082N4034F	1	new version has
	Sender, " " gauge		A912E6739F	1	a larger body,
	" " " " "		A082N4040F	1	harder to fit,
40	Gauge, fuel 'unleaded' (Early type)		A082N6055F	1	but possible operation
	" " " " "		A082N4033F	1	good.
	Sender Unit, fuel gauge, LH Tank		B082L6155F	1	
	Sender Unit, fuel gauge, LH Tank mounted		A082N4041F	1	

1995 / 02



FUNCTION CODE	CONTENTS: Instruments, Senders, Tell Tales, Clock	QUANTITY		REMARKS	
		*	#		
17.07A					
				* S4 Prior '95 M.Y. and Sport 300 # S4/S4S '95 M.Y. onwards	
				VDO boost gauge Calibration 0-1.5 bar (10-184 ohm)	
41	Gauge, boost pressure, 0 - 1.2 bar	B082N6060F	1	Sport 300 & S No electrical option, vpo do mechanical if customer wants to make their own	
	Sender, boost gauge	A100M6164F	1		
50	" " "	A082M6365F	1		
51	Bracket, boost gauge transducer mounting	A100E0012F	1		
52	Screw, s/t, No.12 x 1/2, " " brkt.	A079W5047F	2		
	Setscrew, M6 x 12, transducer to mtg. plate	A075W1027Z	2		
	Washer, spring, M6, " " " "	A075W4035Z	2		
	Nut, M6, " " " "	A075W3020Z	2		
	Gauge, boost pressure, 0 - 1.0 bar	A082N4036F			1
	Sender, boost gauge	A082N4042F			1
51	Bracket, boost gauge transducer mounting	A082M6611F			2
52	Screw, s/t, No.10 x 1/2, brkt to tank board	A075W5040Z			1
	" No.6 x 1/2, transducer clamping	A075W5012F		1	
	Spire Nut No.4 " "	A100W6364F		1	
	Bulb, ancillary gauges	A050M6168F	4	4	
	Bulb, speedo/tacho/boost gauges	A089M6062F	3	3	
45	Ice Warning Indicator, LED	A089M6077F	1	1	
				* VIN R 1242 (S4 LED) R 1150 (S4 RHD) R 8030 (Sport 300) (Revised Harness)	

1995 / 02

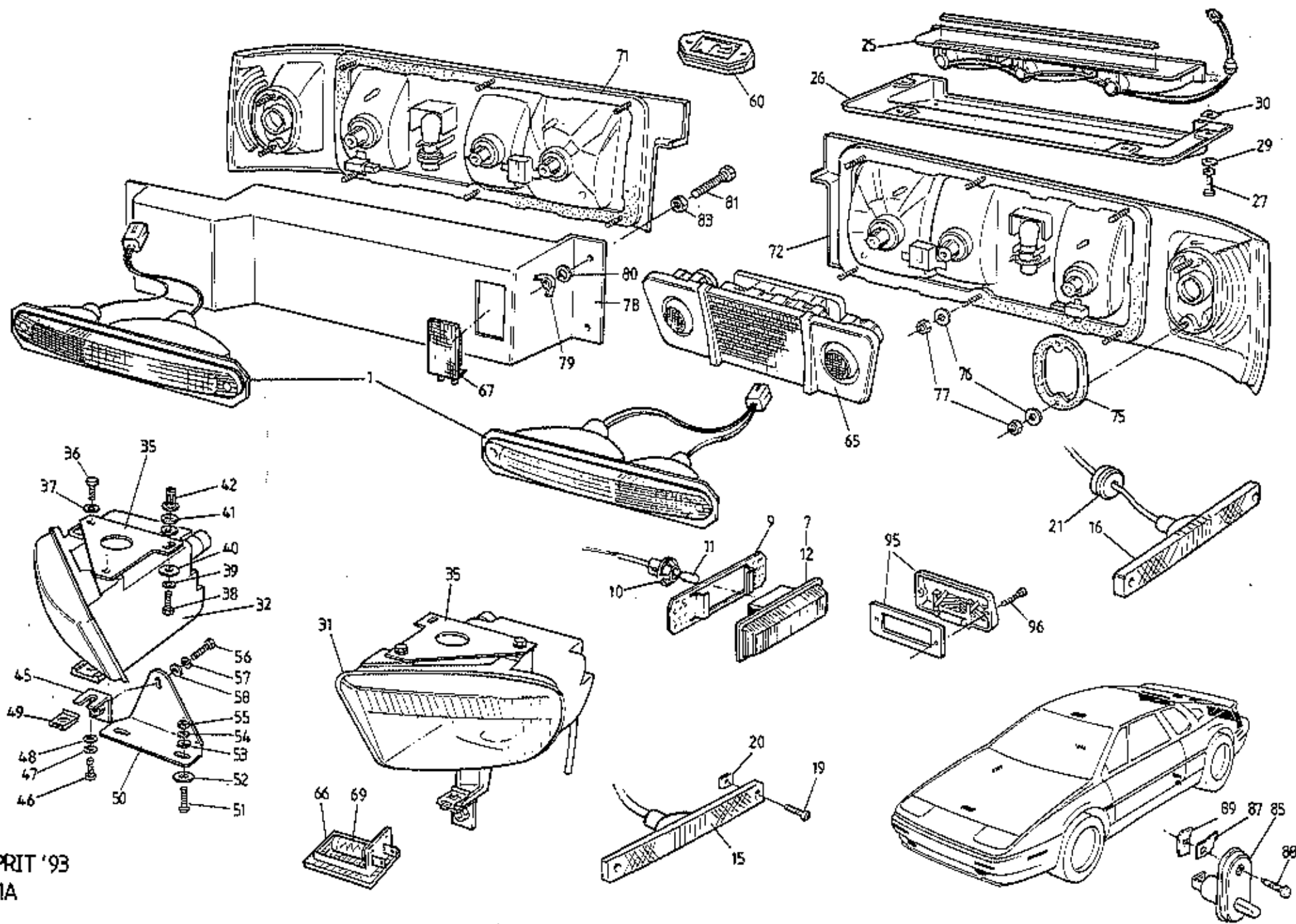


ESPRIT '93
17.09A



FUNCTION CODE	COMMENTS: S4: Speedo Cable	QUANTITY		REMARKS
		S4		
17.09A	PART DESCRIPTION	PART NUMBER	S4	
1	Cable, speedometer, 2-piece, front section	A082N6065F	1	
2	" " " " rear "	A082N6066F	1	
3	Grommet, speedo cable through bulkhead	A075P6096F	1	
	Edging Strip, chassis, cable protection	AX75L6020V	300mm	
5	'P' Clip, speedo cable to chassis	A075Q6013Z	2	
6	Set screw, M6 x 20, 'P' clip fixing	A075W1030Z	2	
7	Washer, flat, M6 x 12, " "	A075W4013Z	4	
8	Rawlnut, M6 x 15, 'P' clip fixing	A075W6140Z	2	
11	'P' clip, speedo cable to fascia	A075W6228Z	1	
12	Pop Rivet, clip fixing	A075W6090Z	1	
13	Washer, pop rivet	A075W4001Z	2	
15	'P' clip, speedo cable to tunnel top	A075W6227F	1	
16	Screw, No.6 x 3/4", clip fixing	A075W5025Z	1	

Note: Sport 300 uses electronic speedometer



ESPRIT '93
 1711A



FUNCTION CODE	CONTENTS: Lamps (except headlamps), Door Switches	QUANTITY		REMARKS	
		NON USA	USA		
17.11A					
1	Lamp, front side/turn	C100M0013F	2	2	S4
	" " " " LH	A089M6073F	1) Sport 300
	" " " " RH	A089M6074F	1)
	Screw, M4 x 20, lamp to bumper	A100W5156F	4		
	Lens, front side/turn lamp	A100M6154S	2	2	
	Screw, M4 x 25, lens fixing	A100W5155F	4	4	
7	Lamp, side repeater	A082M4930J	2		Prior VIN *
	" " " " "	B082M4930J	2		From VIN *
9	Mounting Plate, side repeater lamp	A082U7591F	2		
10	Bulb Holder, " " "	A082M6537F	2		
11	Bulb, side repeater lamp	A082M6342F	2		12V 5W 9.5mm wedge base
12	Lens, " " "	A082M6535F	2		
15	Lamp, side marker, LH, amber	A082M6579F		1	
16	" " " " red	A082M6581F		1	
	" " " " RH amber	A082M6578F		1	
	" " " " red	A082M6580F		1	
19	Screw, M4 x 20, lamp to bumper	A100W5173F		6	* VIN R 1142 (S4 LHD)
20	Spire Nut, M4, " " "	A100W6449F		8	R 1150 (S4 RHD)
21	Grommet, rear side marker lamp harness	A075U6043F		2	R 8030 (Sport 300)
25	High Mounted Stop Lamp (HMSL)	A100M6029F *		1	(Revised Harness)
26	Cover, HMSL	A082B5193K *		1	* To fit HMSL (A100M6029F) to
27	Screw, M4 x 12, HMSL & cover to aerofoil	A100W5143F		4	cover (A082B5193K) remove
29	Flat Washer, " " " " "	A100W4120F		4	cut-board excess plastic (#)
30	Spire Nut, M4, " " " " "	A100W6449F		4	
31	Foglamp, clear, LH	A082M4926J	1	1	
32	" " " " RH	A082M4927J	1	1	
	" yellow, LH	A082M4928J	1) France
	" " " " RH	A082M4929J	1)
35	Mounting Plate, foglamp top	A082M4922F	2	2	
36	Screw, M6 x 16, mtg. plate to foglamp	A075W1028Z	4	4	
37	Washer, spring, " " " " "	A075W4035Z	4	4	
38	Screw, M6 x 25, mtg. plate to bumper	A075W1031Z	2	2	
39	Washer, spring, " " " " "	A075W4035Z	2	2	
40	Washer, flat, foglamp mtg. plate to bumper	A075W4016Z	2	2	

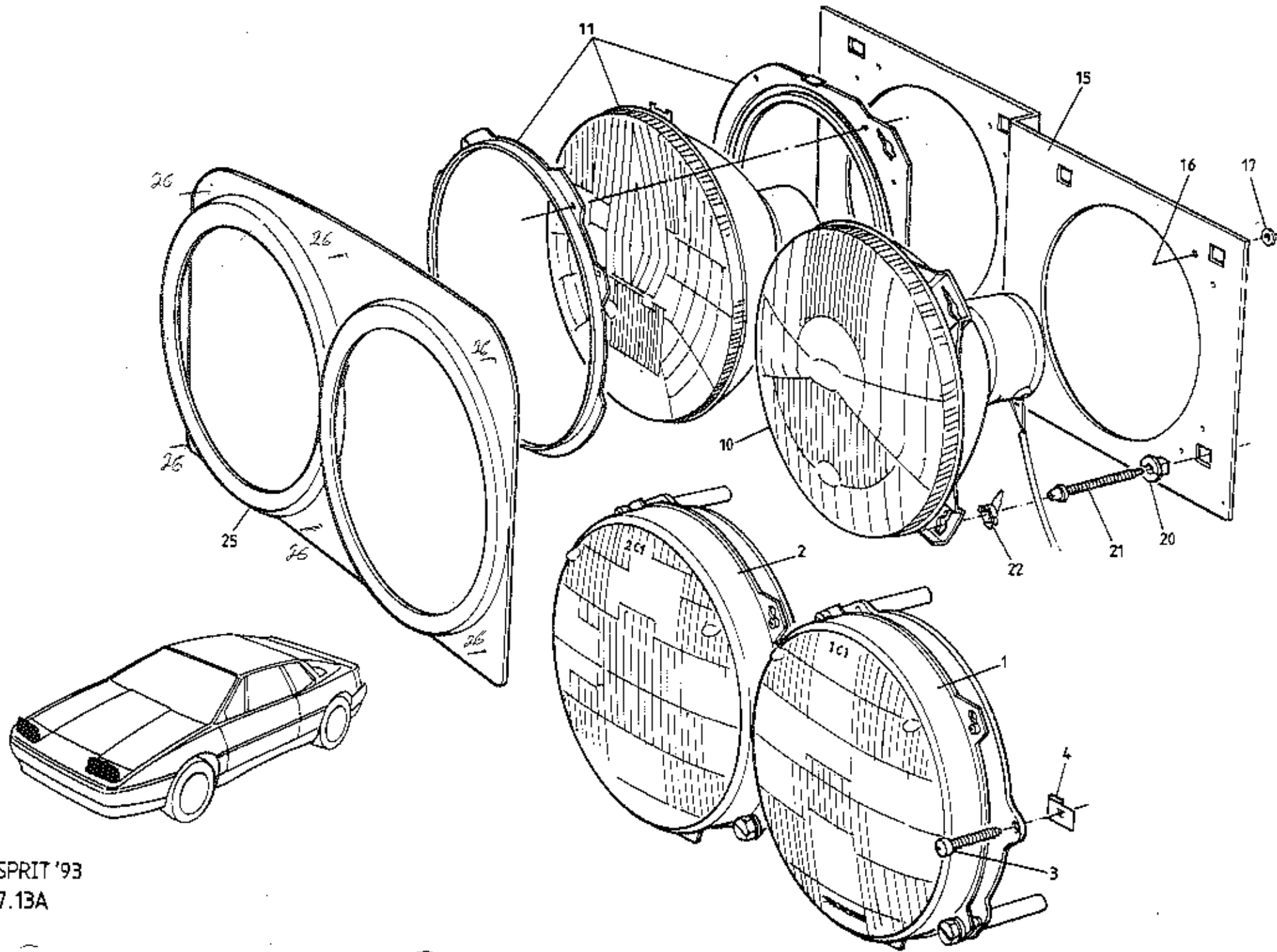
1995 / 02



FUNCTION CODE	CONTENTS: Lamps (except headlamps), Door Switches	QUANTITY		REMARKS	
		NON USA	USA		
17.11A	PART DESCRIPTION	PART NUMBER			
41	Spacer Washer, 1.5mm, fog lamp mtg plate to body	A075W4015Z	4	4	
	" " 3.0mm " " " " " "	A075W4014Z	2	2	
42	Jacknut, M6, " " " " " "	A075W3031Z	2	2	
45	Mounting Bracket, foglamp lower, small	B082M4923F	2	2	
46	Screw, M6 x 16, small brkt to lamp & large brkt	A075W1028Z	4	4	
47	Washer, spring, " " " " " "	A075W4035Z	4	4	
48	Washer, flat, " " " " " "	A075W4013Z	4	4	* VIN R 1142 (S4 LHD)
50	Mounting Bracket, foglamp lower, large	A082M4924F	2	2	R 1150 (S4 RHD)
51	Button Screw, M6 x 20, large brkt to valance	A100W7096F	4	4	R 8030 (Sport 300)
52	Washer, flat, 15mm, screw to valance	A075W4015Z	4	4	(Revised Harness)
53	Washer, flat, 12mm, large brkt to valance	A075W4013Z	4	4	
54	Washer, spring, " " " " " "	A075W4035Z	4	4	
55	Nut, M6, " " " " " "	A075W3020Z	4	4	
	Grommet, foglamp adjust access hole	A082U6073F	2	2	
60	Lamp, rear licence plate	A082M6144F	2		'E' marked
	" " " " " "	A075M6025Z		2	D.O.T. marked (USA markets)
	Gasket, licence plate lamp to body	A075M0256Z		2	
65	Lamp, interior, courtesy & reading	A082M6519F	1	1	
66	" luggage compartment illumination, front	A089M6032F	1	1	From VIN *
67	" " " " " rear	A089M6032F	2	2	
69	Bulb, 12V 5W festoon, luggage comp. lamps	A083M6292F	2/3	2/3	
71	Lamp, Rear, RH	A082M6334F	1		> with rear foglamps
72	" " LH	A082M6333F	1		>
	" " RH	A082M6336F		1	} no rear foglamps
	" " LH	A082M6335F		1	}
75	Gasket, rear turn lamp to body	A082M4692F	1	1	
76	Washer, flat, M10 x 24, lamp to body	A075W4023F	16	16	
77	Nut, lamp to body	B082M4707F	16	16	
78	Cover, rear lamp, internal	A082M4686K	2	2	
79	Wing Nut, lamp cover fixing	A075W3033Z	4	4	
80	Washer, Flat, M6 x 15, cover fixing	A082W4015F	2	2	
81	Setscrew, M6 x 40, " "	A075W1034Z	4	4	
	Washer, spring, M6, " "	A075W3034Z	8	8	
83	Nut, plain, M6, cover fixing	A075W3020Z	4	4	
85	Door Switch, courtesy lamp/seat belt buzzer	A082M6461F	2	3	Mounted in door



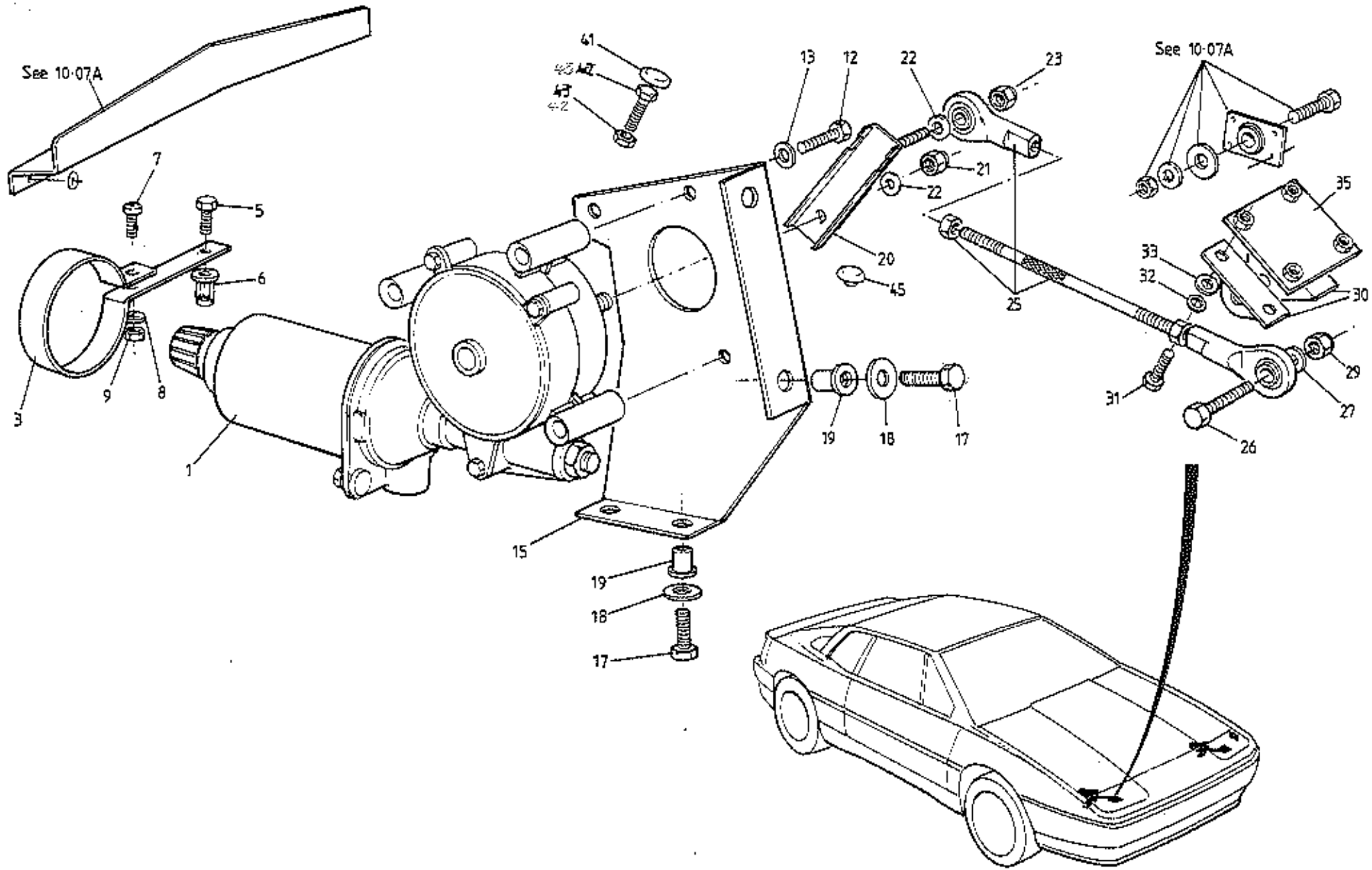
FUNCTION CODE	CONTENTS: Lamps, (except headlamps), Door Switches		QUANTITY		REMARKS
			NON USA	USA	
17.11A	PART DESCRIPTION	PART NUMBER			
86	Spacer, door switch to trim panel	A082U7678K	2	2	if required
87	Terminal, blade, door switch	A082M6491F	2	3	
88	Screw, No.6 x 1/2" switch fixing	A089W5138F	2	3	
89	Spire Clip, No.6, " "	A075W6013Z	2	3	
	Boot, door switch	A082M6462F	2	3	
	Watershield, door switch, RH	A082U7354K	1	1	
	" " " LH	A082U7355K	1	1	
95	Lamp, door edge warning, red	A082M6155F	2	2	
96	Screw, lamp to door	A075W5012F	4	4	
	Bulb, 12V 5W festoon, door edge warning lamp	A083M6292F	2	2	
97	Lamp, footwell	A089M6032F	2	2	
98	Bulb, 12V 5W festoon, footwell lamp	A083M6292F	2	2	
	Bracket, footwell lamp mounting	A082B5251K	2	2	
	Screw, M4 x 20, " "	A075W5081F	2	2	
	Washer, flat " "	A075W4063Z	2	2	
	Spire Nut, M4, " "	A100W6449F	2	2	
	Reflector, drivers side footwell lamp	A082M4995K	1	1	
	Pop Pivot, reflector fixing	A082W6512F	1	1	
	Washer, pop rivet	A075W4080Z	1	1	



ESPRIT '93
17.13A



FUNCTION CODE	CONTENTS: Headlamps, Carriers & Masks	QUANTITY		REMARKS
		RHD	LHD	
17.13A	PART DESCRIPTION	PART NUMBER		
1	Headlamp Assembly, 5 3/4", beam only, inboard	A079M6055F		2) Lucas)
	Sealed Beam Unit, " " " "	A079M6038F		2))
2	Headlamp Assembly, 5 3/4", beam/dip, outboard	A100M6099F	2	2 Stanley.RHD Japan)
	Sealed Beam Unit, " " " "	A079M6056F		2 > Lucas)
	Headlamp Assembly, " " " "	A079M6039F		2 >)
3	Screw, headlamp to pod	A100M6098F	2	2 Stanley.RHD Japan)
4	Sprire Nut, headlamp to pod	A075W5043Z	16 1/2	16 1/2)
	Screw, No.8 x 3/4", headlamp to pod	A075W6016Z	16 1/2	16 1/2)
	Sprire Nut, No.8, headlamp to pod	A075W5074Z		12) USA)
	Mask, headlamp surround, RH	A082W6525Z		12))
	" " " " LH	A082B4858K	1	1))
	Screw, finisher to pod	A082B4859K	1	1))
		A089W5138F	6	6))
10	Headlamp Assembly, 6", beam only, inboard	A082M6174F	2	2 >)
	" " 5 3/4" " " "	A082M6464F		2 France (yellow) >
11	Headlamp Assembly, 6", beam/dip, outboard, RH	A082M4810J	1	1 } >
	" " " " " " " "	A082M4808J		1 } Unit/carriage >
	" " " " " " " LH	A082M4809J	1	1 } plate/bezel >
	" " " " " " " "	A082M4807J		1 } >
	Bulb, Halogen H1, beam only	A082M6288F	2	2 >
	" " H4, beam/dip	A075M6126Z	2	2 >
	" " " " " " yellow	A079M6113F	2	2 >
	Carriage Plate, outboard headlamp adjust, RH	A082M4696F	1	1 If fitted > 'E' marked lamps
	" " " " " " LH	A082M4697F	1	1 > U.K., Europe. >
15	Plate, headlamp mounting to pod, RH	A082M4688F	1	1 >
	" " " " " " LH	A082M4687F	1	1 >
	" " " " " " "	A082M4851F		2 France >
16	Pop Rivet, mounting plate to pod	A075W6069F	32	32 >
17	Washer, pop rivet	A075W4062F	32	32 >
20	Insert Bush, headlamp adjuster screw to plate	A082M6207F	12	12 >
21	Adjuster Screw, headlamp aiming	A082M6206F	12	12 >
22	Capsule, 1/2 turn, headlamp mounting	A085M6217F	12	12 >
25	Mask, headlamp surround, RH	A082B4856K	1	1 >
	" " " " " " LH	A082B4857K	1	1 >
26	SCREEN SFT FLANGED 1/2" LONG	A075W5012F	6	6 >
	Headlamp Surround Fit			



ESPRIT '93
17.15A

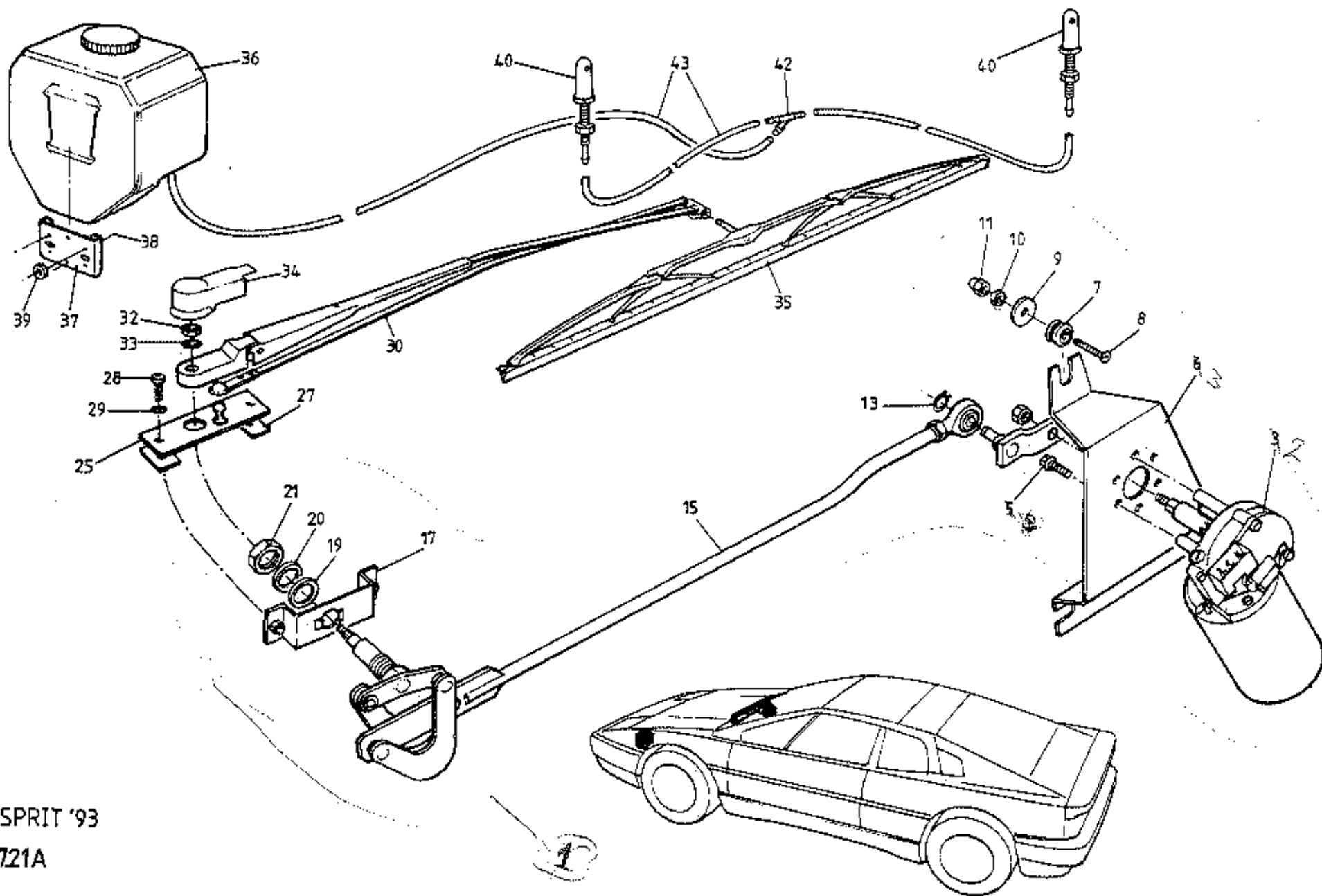


FUNCTION CODE	CONTENTS:	Headlamp Pod Motors & Lift Mechanism		QUANTITY		REMARKS
		PART DESCRIPTION	PART NUMBER	ALL		
17.15A						
1	Motor, headlamp pod lift, RH	A100B6064F	1			
	" " " " LH	A100B6063F	1			
3	Steady Bracket, motor to body, RH	A082U5898F	1			
	" " " " LH	A082U5899F	1			
5	Setscrew, M5 x 20, " " "	A075W1025Z	2			
6	Jacknut, M5, steady bracket to body	A076W3042F	2			
7	Screw, M5 x 10, " " "	A082W5097F	2			
8	Washer, flat, " " "	A075W4011Z	2			
9	Nut, M5 Nyloc, steady bracket clamping	A075W3008Z	2			
12	Setscrew, M6 x 16, motor to mounting bracket	A075W1028Z	4	AB		
	Caphead Screw, M6, " " " "	A075W7017F	2			
13	Washer, shakeproof, " " " "	A075W4046Z	4			
15	Bracket, headlamp motor mounting, RH	A082U7228F	1			
	" " " " LH	A082U7229F	1			
17	Setscrew, M6 x 20, bracket to body	A075W1030Z	8			
18	Washer, flat, " " "	A075W4013Z	8			
19	Rawlnut, M6 x 15, " " "	A075W6140F	8			
20	Rotary Link, headlamp motor	A082U7231F	2			
21	Nut, M6 Nyloc, rotary link to motor	A907E6285F	2			
22	Washer, flat, rod ends	A075W4013Z	10			
23	Nut, M6 Nyloc, " " "	A075W3009Z	2			
25	Link Assembly, pod actuation	C082U5852F	2			
26	Setscrew, M6 x 25, rod end to pod bracket	A075W1031F	2			
27	Washer, flat, s/s, " " " " "	A082W4133F	4			
29	Nut, M6 Nyloc, " " " " "	A907E6285F	2			
30	Bracket, link to pod	A079U4454K	4			
31	Setscrew, M6 x 18, bracket to pod	A075W1029Z	8			
32	Washer, shakeproof, " " "	A075W4046Z	8			
33	Washer, flat, " " "	A075W4015Z	8			
35	Tapping Plate, " " "	A079U4517F	2			
41	Buffer, adjustable stop	A082W6341F	2			
42	Nut, M5, " " "	A082W3084Z	2			
43	Setscrew, M5, " " "	A082U7290F	2			
45	Buffer, fixed stop	A082U6201F	2			

Headlamp Link, Gearbox repair kit

A082U6706S

LHD ILLUSTRATED



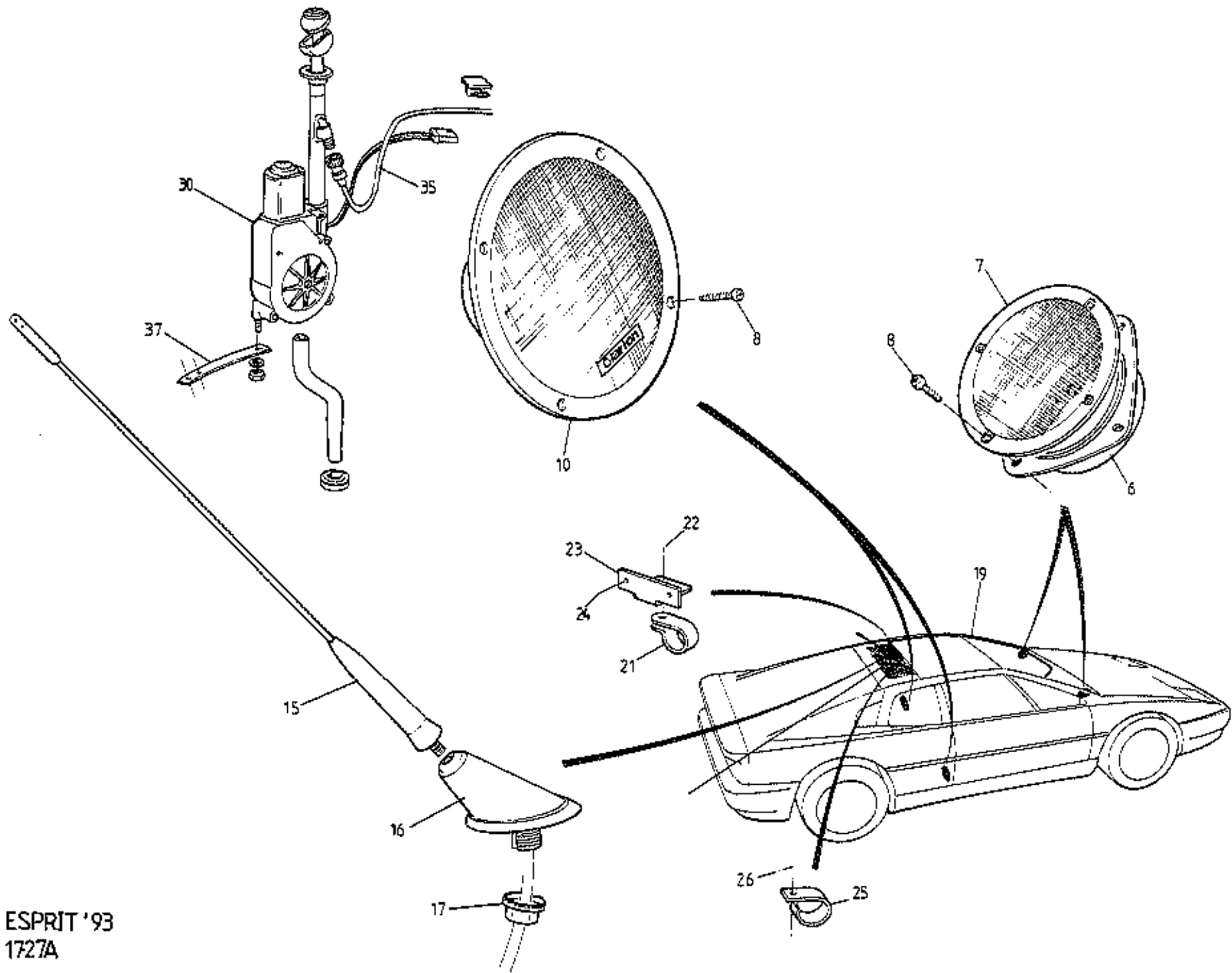
ESPRIT '93
1721A



FUNCTION CODE	CONTENTS: Windscreen Wiper Mechanism & Washers	QUANTITY		REMARKS
		RHD	LHD	
17.21A	PART DESCRIPTION	PART NUMBER		
	Wiper Mechanism Assembly <i>RHD</i>	C082M4628F	1) inc. * items
	" " " " <i>LHD</i>	C082M4643F)
*32	Wiper Motor Assembly	A082M4708S	1	
2a	" " " "	A082M4709S		1
*5	Bolt, wiper motor to bracket	A082M6382H	3	3
*6	Bracket, wiper motor mounting	A082M4629F	1	1
7	Rubber Bush, mounting bracket to body	A082M6338F	3	3
8	Screw, M5 x 30, " " " "	A082W5118F	3	3
9	Washer, flat, " " " "	A082W4098F	3	3
10	Locknut, M5, " " " "	A082W3088F	3	3
11	Nut, dome, M5, " " " "	A082W3086F	3	3
*13	Circlip, linkage assembly to motor crank	A082M6383H	1	1
*15	Wiper Linkage Assembly	A082M4719S	1	
	" " " "	A082M4718S		1
*17	Fixing Plate, wiper spindle	C082M4632H	1	
	" " " "	C082H4633H		1
*19	Washer, rubber, M20, wiper spindle fixing	A082M6388H	1	1
*20	Washer, flat, " " " "	A082M6387H	1	1
*21	Nut, M20, wiper spindle fixing	A082M6386H	1	1
25	Mounting Plate, wiper ball joint	C082M4746F	1	
	" " " "	C082M4747F		1
27	Spacer, mounting plate to body	A082M4748F	1	1
28	Screw, M5 x 16, " " " "	A082W5184F	2	2
29	Washer, spring, " " " "	A082W4130F	2	2
	Washer, flat, " " " "	A082W4129F	2	2
30	Wiper Arm Assembly	A082M6339F	1	
	" " " "	A082M6340F		1
*32	Nut, M6, wiper arm to spindle	A082M6384H	1	1
*33	Washer, " " " "	A082M6385H	1	1
34	Head Cover, wiper arm	A082M6380F	1	1
35	Wiper Blade	A079M6015F	1	1
36	Washer Pump & Reservoir Assembly	C079M6010F	1	1
37	Mounting Bracket, washer reservoir	A075M6069Z	1	1
38	Pop Rivet, bracket to body	A075W6087Z	3	3
39	Washer, " " " "	A075W4000Z	3	3



FUNCTION CODE	CONTENTS: Windscreen Wiper Mechanism and Washers	QUANTITY		REMARKS
		RHD	LHD	
17.21A	PART DESCRIPTION	PART NUMBER		
40	Jet, windscreen washer	A082M6369F	2	2
42	'T'-piece, washer tubing	A075M6118F	1	1
43	Tubing, windscreen washer, 4mm	A050M6164V	2.6m	2.6m

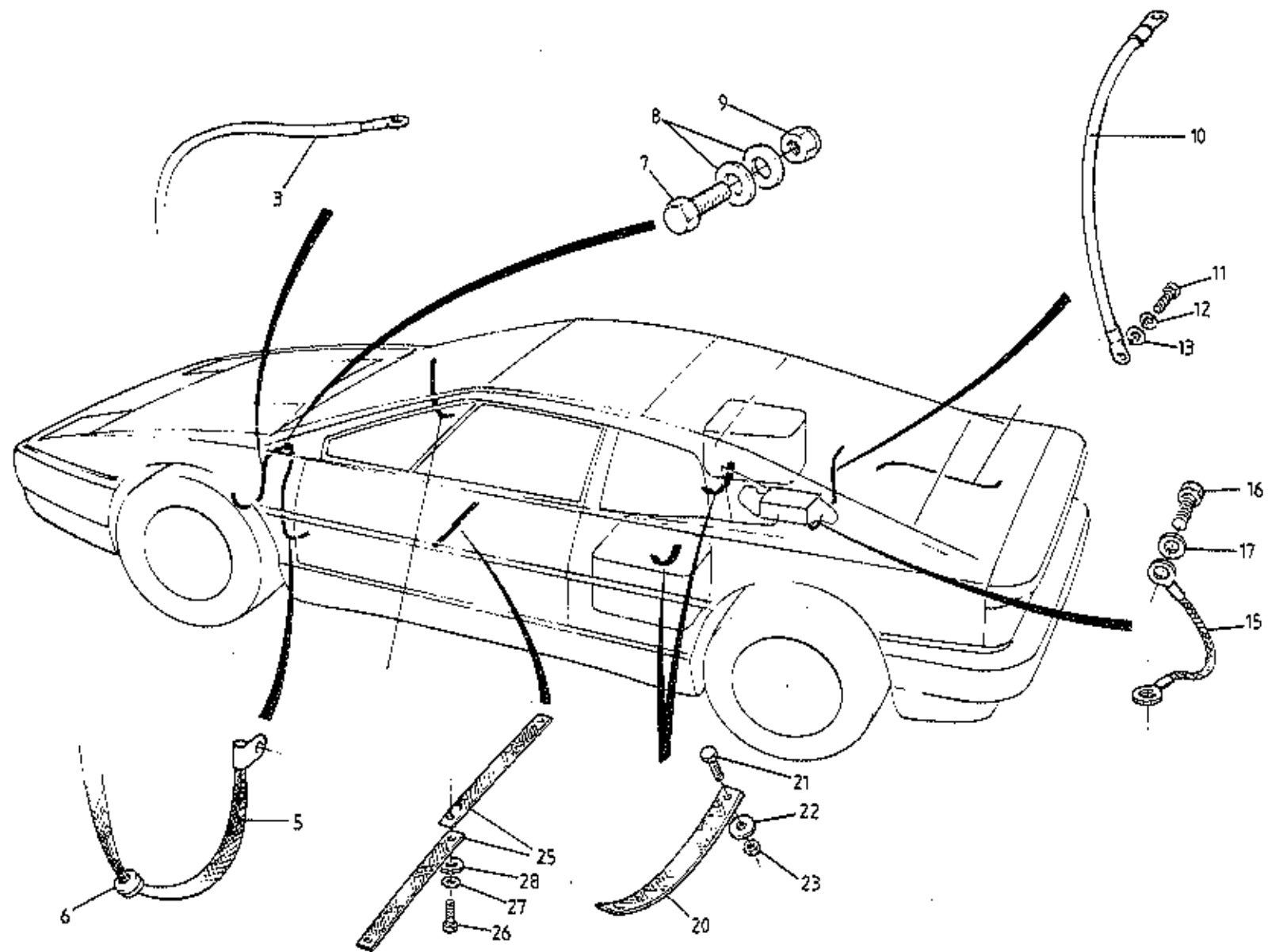


ESPRIT '93
1727A



FUNCTION CODE	CONTENTS: Audio Equipment, Speakers, Aerial	QUANTITY		REMARKS	
		NON USA	USA		
17.27A	PART DESCRIPTION	PART NUMBER			
	Radio/Cassette Player, Clarion CRX 111R	A082M6509F	1	1	R/B A082M6592F) } Option for non-USA }
	" " " " CRX 121R	A082M6592F	1	1	
	CD Player, Clarion CDC 9250	A082M6561F	1		
	" " " CDC 9300	A089M6347F		1	
	Harness, CD player	A089M0568K		1	
6	Speaker, front, Clarion SE 4260	A082M6392F	2		Nom.15W, max.30W, peak 45W, 4Ω 400Hz
7	Grille, front speaker	B089M6080F	2		
	Speaker Kit, Clarion SE1601/SE4260	A082M6463F	1		Front & rear
	" " front, JVC CSX426	A082M6593F		1	
	" " rear, JVC CSX626	A082M6594F		1	
8	Screw, speaker fixing	A075W5037F	16		
10	Speaker, rear, Clarion SE 1601	A082M6391F	2		Nom.20W, peak 60W, 4Ω @ 400Hz
15	Aerial, radio, tailgate mounted	A082M6533F	1		
16	Base, radio aerial	A082M6534F	1		
17	Nut, M14, aerial fixing	A082M6555F	1		
	Washer, shaksproof, aerial fixing	A079W4051F	1		
19	Extension Lead, aerial	A082M4933K	1		Prior VIN * From VIN *
	" " "	B082M4933K	1		
21	Clip, aerial lead to body	A075W6021Z	1		* VIN R 1142 (S4 LHD) R 1150 (S4 RHD) R 8030 (Sport 300) (Revised Harness)
22	Pop Rivet, clip to bracket	A075W6067F	1		
23	Bracket, aerial lead clip to body	A082M4932F	1		
24	Pop Rivet, bracket to body	A075W6069F	2		
25	'P' Clip, aerial lead to tailgate	A075W6228F	2		
26	Pop Rivet, 'P' clip fixing	A075W6091F	2		
30	Aerial, electric retracting	A082M4699F		1	Prior VIN *)
	" " "	A100M6127F		1	
	Bracket, electric aerial support	B082U7692F		1)
	Rivet, bracket to body	A082W6572F		2	
35	Cable, electric aerial extension	A100M6128F		1) From VIN *)
	Foil, aerial ground plane	AC65M6008V		0.2m	
	Setscrew, M5 x 10, bracket to aerial	A100W1105F		1)
	Washer, shakeproof, " " "	A075W4045Z		1	
37	Earthing Strap, aerial		1	1	

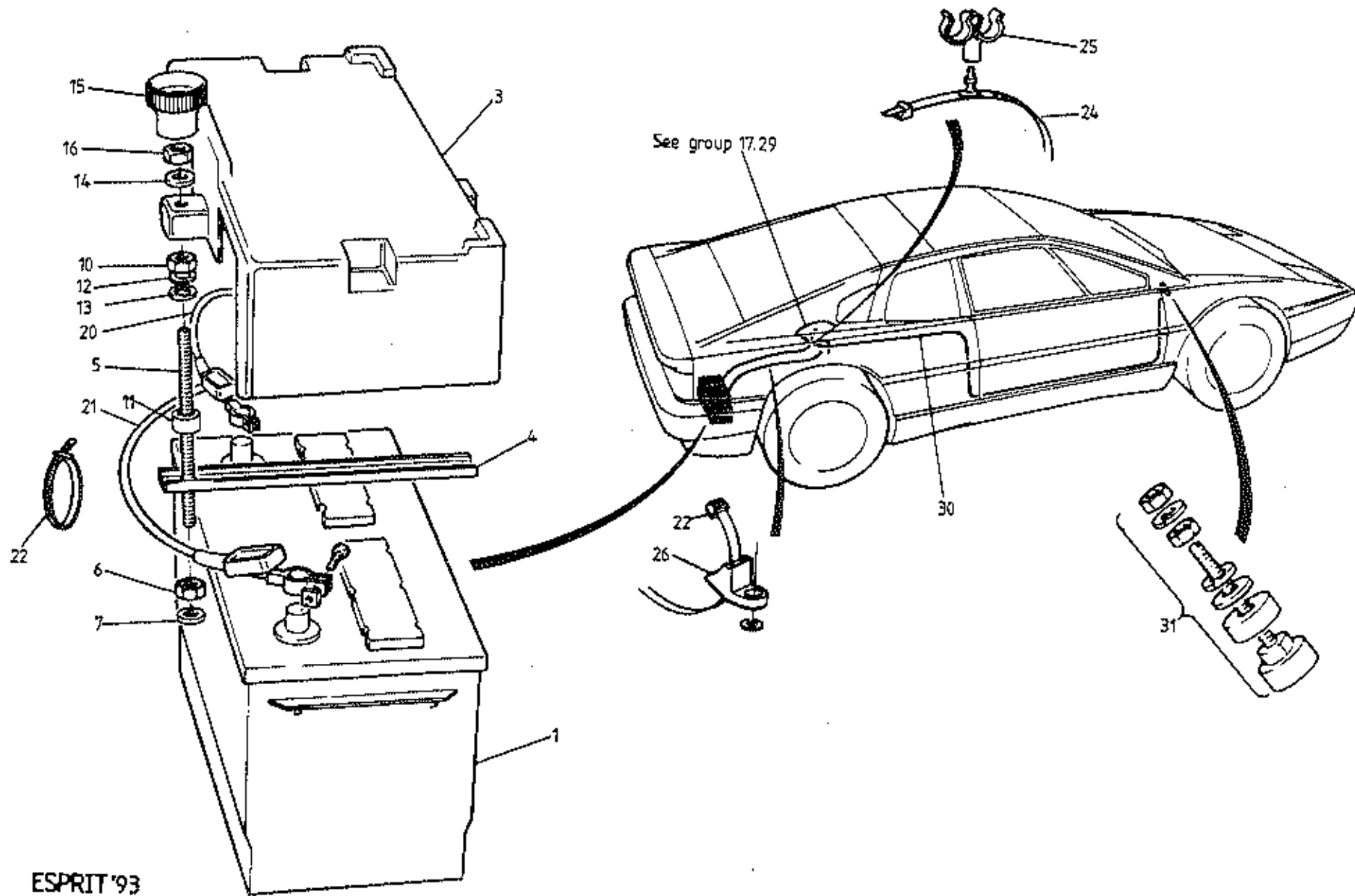
Esprit range: '93 M.Y. onwards
17.27A



ESPRIT '93
1729A



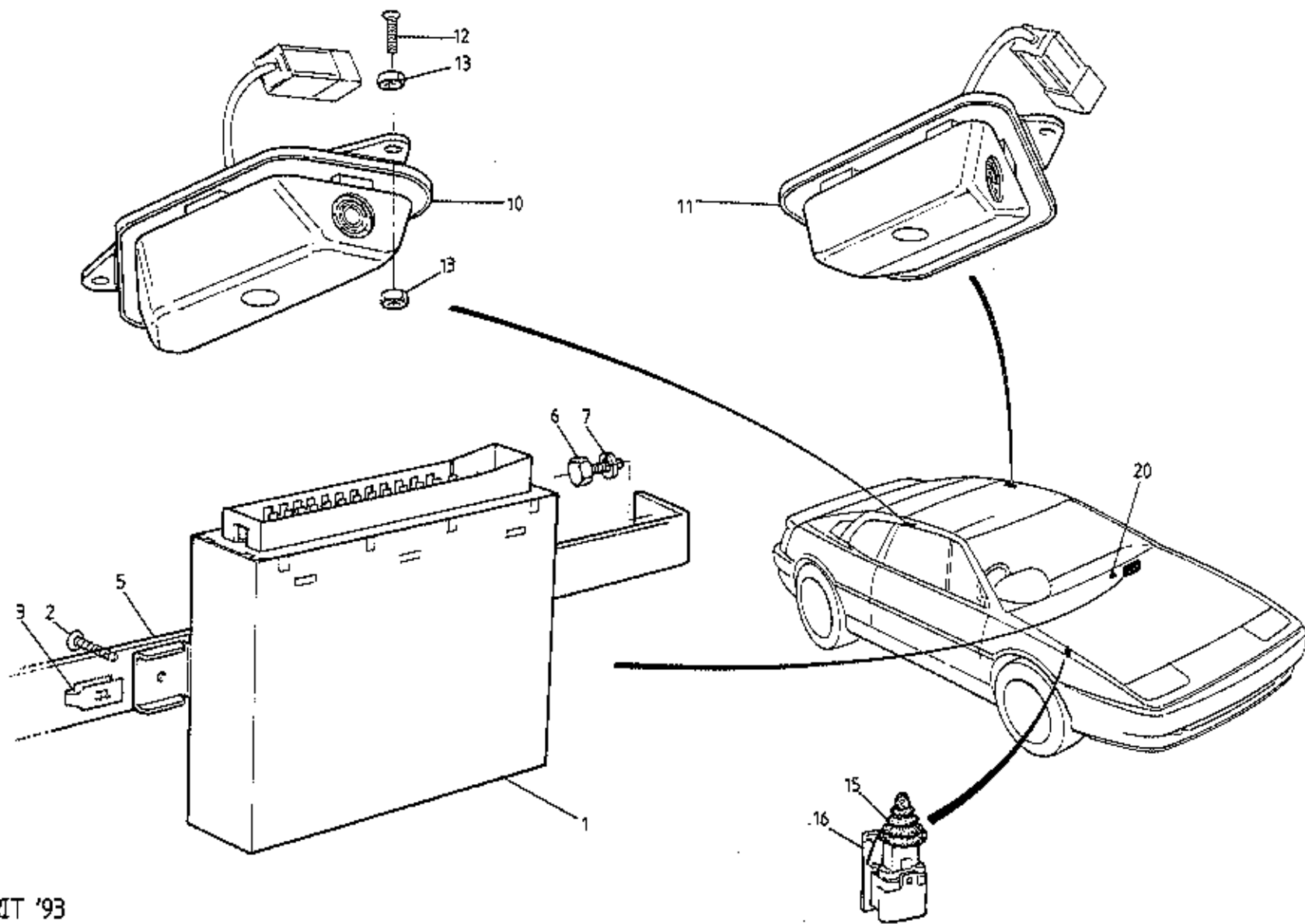
FUNCTION CODE	CONTENTS: Earth Braids & Suppression Devices		QUANTITY		REMARKS
	PART DESCRIPTION	PART NUMBER	ALL		
17.29A					
3	Earth Braid, scuttle beam to chassis	B089M0410F	1		
4	" " door to scuttle beam, RH	B082M4171F	1		
5	" " " " " " LH	B082M4172F	1		} eib A082M5007F (w/ cover)
6	Grommet, braid through body	A082F6236E	2		
7	Bolt, M8 x 30, scuttle beam earth	A075W2037Z	1		
8	Washer, flat, " " "	A075W4020Z	1		
9	Nut, W8 Nyloc, " " "	A075W3010Z	1		
10	Earth Braid, engine to chassis	A082M4782F	1		
11	Setscrew, M8 x 25, cable to engine	A075W1039Z	1		
12	Washer, spring, " " "	A075W4036Z	1		
13	Washer, flat, " " "	A075W4020Z	1		
15	Earth Braid, chargecooler to rear bracket	A085M4207F	1		
16	Setscrew, W6 x 10, earth braid fixing	A075W1026Z	1		
17	Washer, shakeproof, " " "	A075W4046Z	1		
	Foil, aluminium, radio suppression	A065M6008V	A/R		
20	Earth Braid, fuel tank to chassis	A079M4094F	2		
21	Setscrew, braid fixing	A075W1038Z	2		
22	Washer, flat, " " "	A075W1021Z	4		
23	Nut, " " "	A075W4031Z	2		
25	Earth Braid, seats to chassis	A082M4908F	2		
26	Setscrew, braid to chassis	A075W1029Z	1		
27	Washer, spring, M6, braid fixing	A075W4035Z	1		
ZB	Washer, flat, W6 x 20, " " "	A075W4017Z	1		



ESPRIT '93
 17.31A



FUNCTION CODE	CONTENTS: Battery & Battery Cables	QUANTITY		REMARKS
		ALL		
17.31A	PART DESCRIPTION	PART NUMBER	ALL	
1	Battery, Tungstone Type 088	B082M6284F	1	
3	Battery Cover/Tool Case Tray	B082M4725K	1	
4	Clamp Channel, battery retaining	A085U5115F	1	
5	Stud, M6 x 150, " "	B085M4166F	1	
	Stud, M6 x 185, " "	B085M4167F	1	
6	Nut, M6, battery stud to body	A075W3020Z	2	
7	Washer, flat, " " " "	A075W4013Z	2	
10	Nut, M6, clamp channel retaining	A075W3020Z	2	
11	Spacer, clamp channel to nut	A907E0696Z	2	
12	Washer, spring, clamp channel retaining	A075W4035Z	2	
13	Washer, flat, " " " "	A075W4015Z	2	
14	Washer, flat, battery cover retaining	A075W4013Z	2	
15	Knob, finger grip, " " " "	A082M6468F	2	
16	Nut, M6, battery cover retention knob	A075W3020Z	2	
20	Cable, battery +ve	C082M4673F	1	
21	" " -ve, battery to engine	C082M4674F	1	
22	Tie Wrap, battery cables	A075W6038Z	8	
24	Tie Wrap/Swivel Clip, cables to chassis	A082W6324F	1	
25	Swivel Clip, double, " " " "	A082W6330F	1	
26	Cable Fixing, battery cables to chassis	A085W6276F	8	
	Sheath, battery terminals	A085M8172Z	2	
30	Main Feed Cable, starter motor to binding post	A082M4238F	1	
31	Binding Post, +ve, scuttle beam	A089M6033F	1	



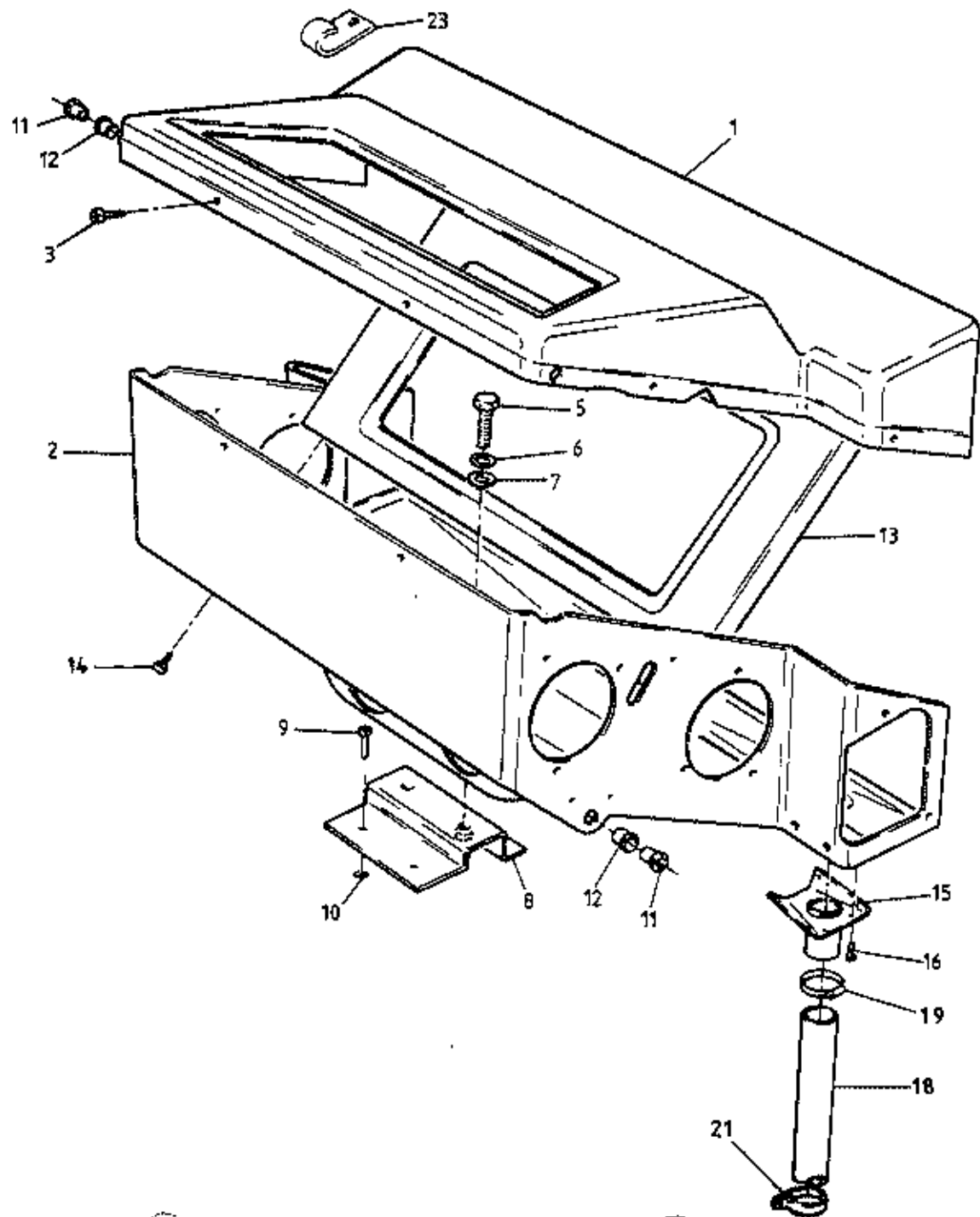
ESPRIT '93
 1733A



FUNCTION CODE	CONTENTS:	QUANTITY		REMARKS
		ALL		
17.33A	Alarm System Controller & Sensors			
	PART DESCRIPTION	PART NUMBER		
1	Controller, vehicle alarm system	A082M6526F	1	
2	Screw, controller to mounting bracket	A075W5012F	2	
3	Spire Nut, controller fixing	A075W6014Z	2	
5	Mounting Bracket, alarm controller	A082U7683F	1	
6	Setscrew, M5 x 12, bracket fixing	A075W1021Z	2	
7	Washer, spring, " "	A082W4097F	2	
10	Sensor, ultra sonic, driver's side	A082M6527F	1	
11	" " " passenger's side	A082M6528F	1	
12	Screw, sensor to trimmed capping rail	A089W5104F	4	Cut down rear fixing screws to clear tailgate hinge fixings
13	Nut, " " " " "	A075W3019F	8	
15	Switch, engine lid & bonnet alarm sensing <i>tailgate</i>	A082M6587F <i>from '93</i>	2	(bonnet switch on revised harness cars only) <i>tailgate switch also operates rear luggage comp. lamps.</i>
16	Bracket, alarm switch mounting	A075W6014Z <i>'93 mk.</i>	2	
	Pop Rivet, bracket to body	A082U7687F	2	
20	Parking Socket, alarm ALDL connector	A075W6090Z	4	
	Screw, socket to controller mounting bracket	A082M6546F	1	
	Spire Nut, " " " " "	A075W5012F	2	
		A075W6014Z	2	

Esprit range: '93 M.Y. onwards
17.33A

LHD ILLUSTRATED



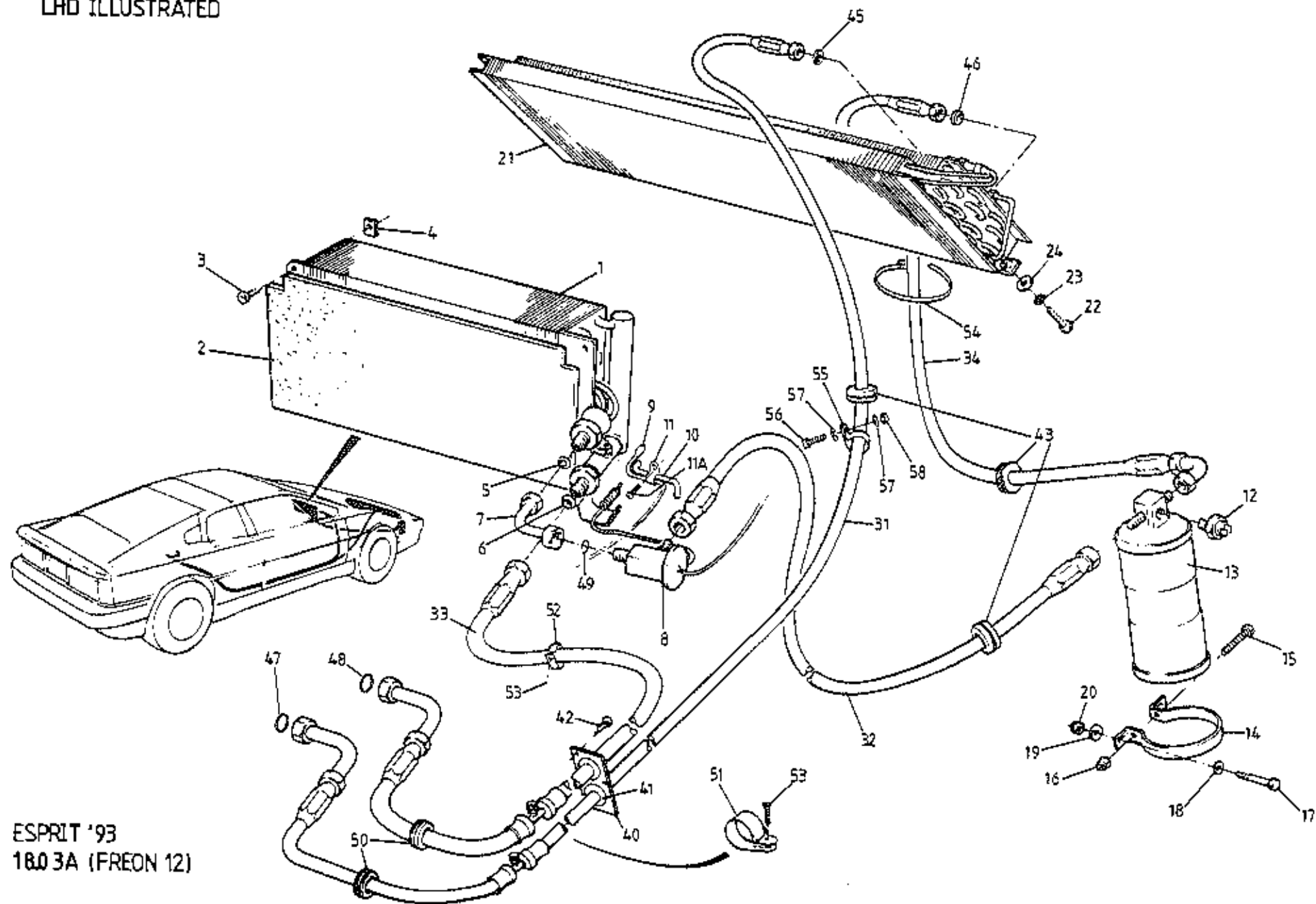
ESPRIT '93
18-01A



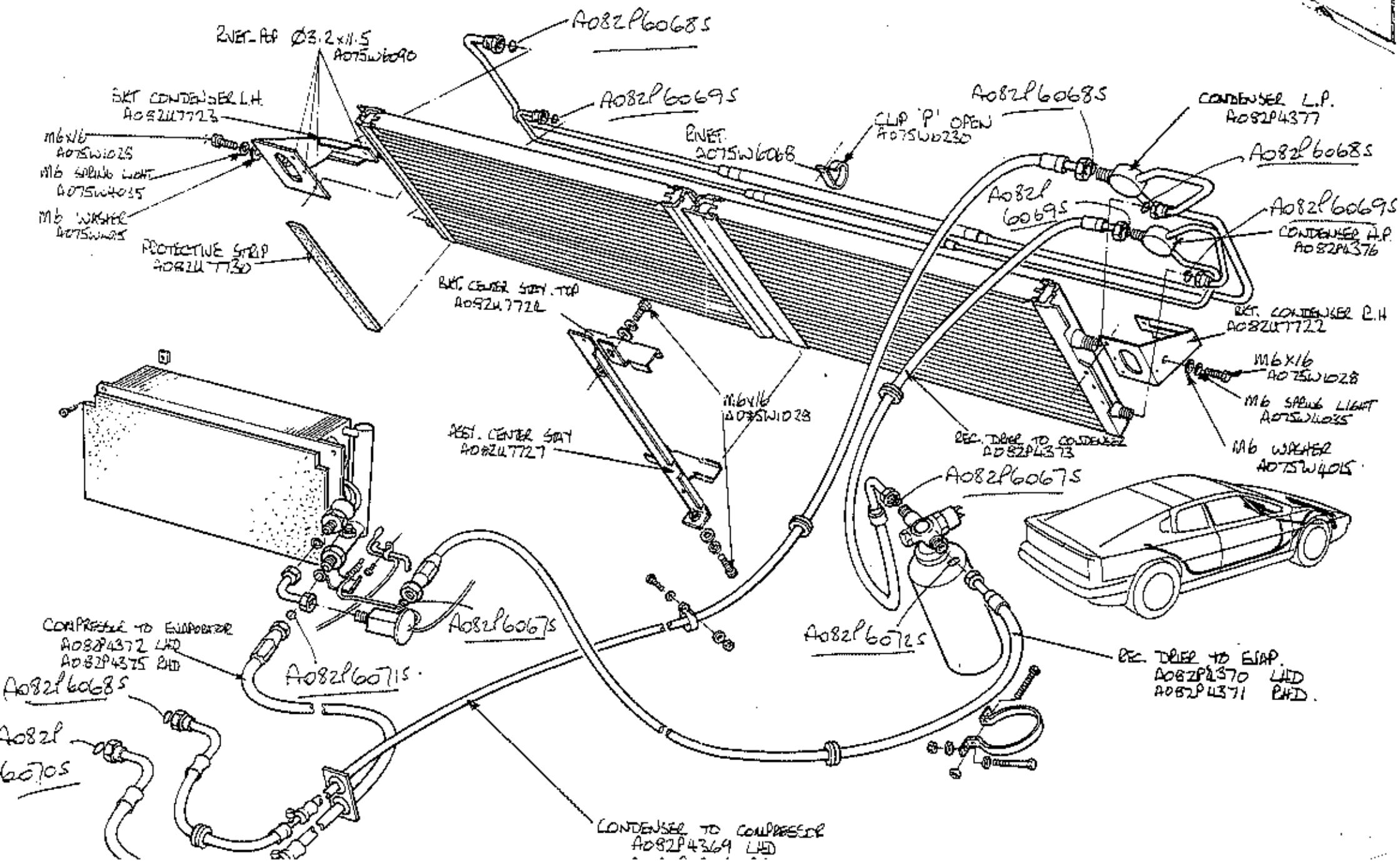
1995 / 01

FUNCTION CODE	CONTENTS:	QUANTITY		REMARKS
		RHD	LHD	
18.01A	Heater/Air Conditioning Assembly, Casings			
	PART DESCRIPTION	PART NUMBER		
	Heater Assembly	A082P4290F	1) Inc. heater matrix, vacuum valves,) control cables, rotary controls
	" "	A082P4291F	1	
	Heater/Air Conditioning Assembly	B082P4288S	1	} Inc. heater matrix, a.c. evap. } vac. valves, cables & controls
	" " " "	B082P4289S	1	
1	Case, upper, heater only	A079P4154K	1	
	" " " "	A079P4155K	1	
	" " heater/a.c.	A079P4136K	1	
	" " " "	B079P4108K	1	
2	Case, lower, heater only	A079P4156K	1	
	" " " "	A079P4157K	1	
	" " heater/a.c.	B079P4137K	1	
	" " " "	B079P4109K	1	
3	Screw, upper to lower case	A075W5032Z	9	9
5	Setscrew, M6 x 12, case to mounting plate	A075W1027Z	2	2
6	Washer, spring, " " " "	A075W4046Z	2	2
7	Washer, flat, " " " "	A075W4013Z	2	2
8	Mounting Plate, case to body	A079P4096Z	1	1
9	Pop Rivet, mounting plate to case	A075W6071Z	2	2
10	Washer, pop rivet	A075W4046Z	2	2
11	Bush, screen/footwell & mode flap pivot, inner	A089P0268F	4	4
12	" " " " " " " " outer	A075P6064F	4	4
13	Closing Panel, mode flap	A079P4112K	1	1
14	Screw, closing panel to case	A075W5032Z	4	4
15	Drain Adaptor	A079P4106Z	1	1
16	Pop Rivet, drain adaptor	A075W6090Z	4	4
18	Drain Tube, 5/8" PVC	A075U6083V	400mm	400mm
19	Hose Clip, 16-25mm	A079K6018F	1	1
21	'P' Clip, drain tube	A075W6001F	1	1
22	Pop Rivet, 'P' clip to body	A075W6090Z	1	1
23	'P' Clip, open, fridge pipe to heater case	A075W6229F	1	1
	Screw, no. 8 x 3/8", 'P' clip fixing	A075W5034Z	1	1

LHD ILLUSTRATED



ESPRIT '93
1803A (FREON 12)





1995 / 01

FUNCTION CODE	CONTENTS: Condenser, Evaporator, Rec. Drier, Hoses (Freon 12)	QUANTITY		REMARKS	
		RHD	LHD		
18.03A	PART DESCRIPTION	PART NUMBER	RHD	LHD	This page for Freon 12 refrigerant type system. For R 134a (CFC Free) system, see 18.03B
1	Evaporator	A079P4139F	1		
	"	A079P4080F		1	
2	Foam, open mesh	A075P0206F	1	1	
3	Screw, evaporator to case	A075W5014Z	2	2	
4	Spire Nut, " " "	A075N6014Z	2	2	
5	Flare Gasket, 10.4 mm, elbow to evaporator	A082P4241F	1	1	
6	" " 15.7 mm, exp. valve to elbow	A082P4242F	1	1	
7	Elbow Adaptor, expansion valve to evaporator	A079P6017F	1	1	
8	Expansion Valve	A079P6012F	1	1	
	Non-Drip Tape	A075P6086F	A/R	A/R	
9	Thermistor (rod mounted)	A082M6408F	1	1	
10	Rod, thermistor mounting	A082P4292F	1	1	
11	Clip, mounting rod to heater lower casing	A075W6051Z	1	1	
11A	Screw, no.8 x 3/8", mounting rod to casing	A075W5032Z	1	1	
12	Switch, low/high pressure cut out	A082P6053F	1	1	
13	Receiver Drier	A082P4294J	1	1	
14	Clamp Bracket, receiver drier	A089P0278F	1	1	
15	Setscrew, M6 x 20, clamping	A075W1030Z	1	1	
16	Nut, M6 Nyloc, clamping screw	A075W3009Z	1	1	
17	Setscrew, M6 x 35, clamp brkt to body stiffener	A075W2029Z	2	2	
18	Washer, flat, " " " " "	A075W4015Z	4	4	
19	Washer, flat, large o/d, " " " " "	A075W4017Z	2	2	
20	Nut, M6 Nyloc, " " " " "	A075W3009Z	2	2	
21	Condenser/Chargecooler Radiator	A082K4226F	1	1	
	Edge Clip, condenser to engine radiator	A075W6055Z	4	4	
22	Setscrew, M8 x 20, condenser to radiator duct	A075W1038Z	2	2	
23	Washer, s/p, M8, " " " " "	A075W4048Z	2	2	
24	Washer, flat, M8 x 25, " " " " "	A075W4021Z	2	2	
31	Hose, compressor to condenser	A082P4254F	1		
	" " " "	B082P4247F		1	



1995 / 01

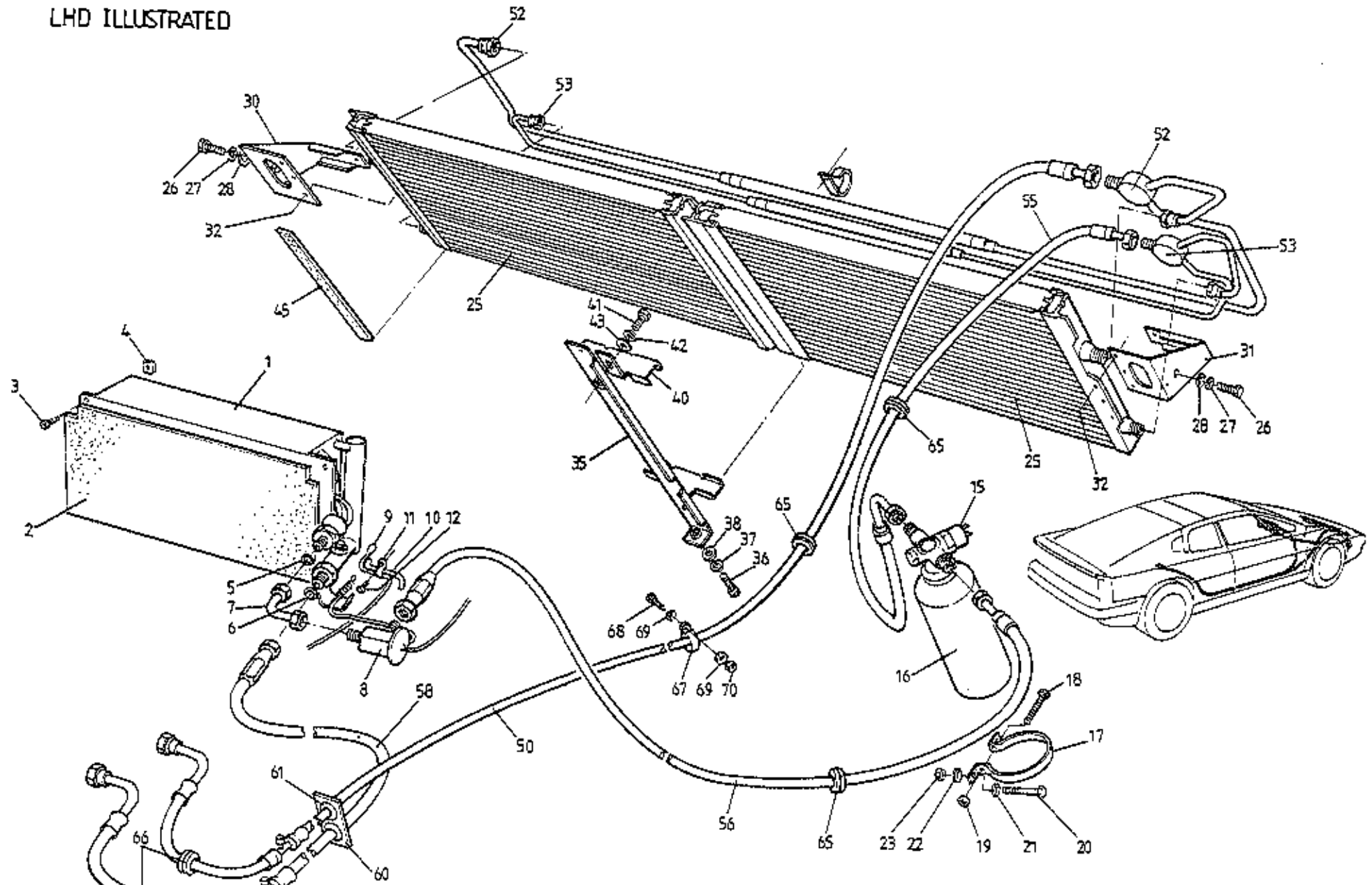
FUNCTION CODE	CONTENTS: Condenser, Evaporator, Rec. Drier, Hoses (Freon 12)	QUANTITY		REMARKS	
		RHD	LHD		
18.03A	PART DESCRIPTION	PART NUMBER	RHD	LHD	This page for Freon 12 refrigerant type system. For R 134a (CFC Free) system, see 18.03B
1	Evaporator	A079P4139F	1		
	"	A079P4080F		1	
2	Foam, open mesh	A075P0206F	1	1	
3	Screw, evaporator to case	A075W5014Z	2	2	
4	Spire Nut, " " "	A075W6014Z	2	2	
5	Flare Gasket, 10.4 mm, elbow to evaporator	A082P4241F	1	1	
6	" " 15.7 mm, exp. valve to elbow	A082P4242F	1	1	
7	Elbow Adaptor, expansion valve to evaporator	A079P6017F	1	1	
8	Expansion Valve	A079P6012F	1	1	
	Non-Drip Tape	A075P6086F	A/R	A/R	
9	Thermistor (rod mounted)	A082M6408F	1	1	
10	Rod, thermistor mounting	A082P4292F	1	1	
11	Clip, mounting rod to heater lower casing	A075W6051Z	1	1	
11A	Screw, no.8 x 3/8", mounting rod to casing	A075W5032Z	1	1	
12	Switch, low/high pressure cut out	A082P6053F	1	1	
13	Receiver Drier	A082P4294J	1	1	
14	Clamp Bracket, receiver drier	A089P0278F	1	1	
15	Setscrew, M6 x 20, clamping	A075W1030Z	1	1	
16	Nut, M6 Nyloc, clamping screw	A075W3009Z	1	1	
17	Setscrew, M6 x 35, clamp brkt to body stiffener	A075W2029Z	2	2	
18	Washer, flat, " " " " "	A075W4015Z	4	4	
19	Washer, flat, large o/d, " " " " "	A075W4017Z	2	2	
20	Nut, M6 Nyloc, " " " " "	A075W3009Z	2	2	
21	Condenser/Chargecooler Radiator	A082K4226F	1	1	
	Edge Clip, condenser to engine radiator	A075W6055Z	4	4	
22	Setscrew, M8 x 20, condenser to radiator duct	A075W1038Z	2	2	
23	Washer, s/p, M8, " " " " "	A075W4048Z	2	2	
24	Washer, flat, M8 x 25, " " " " "	A075W4021Z	2	2	
31	Hose, compressor to condenser	A082P4254F	1		
	" " " " "	B082P4247F		1	



1995 / 01

FUNCTION CODE	CONTENTS:	QUANTITY		REMARKS
		RHD	LHD	
18.03A	Condenser, Evaporator, Rec.Drier, Hoses (Freon 12)			
	PART DESCRIPTION	PART NUMBER		
				This page for Freon 12 refrigerant type system. For R 134a (CFC Free) system, see 18.03B
32	Hose, receiver drier to expansion valve	AC079P4135F	1	
	" " " " " "	AC079P4077F		1
33	Hose, evaporator to compressor	AO82P4255F	1	
	" " " " " "	AO82P4299F		1
34	Hose, condenser to receiver drier	AO82P4170F	1	1
40	Grommet Plate, hoses thro' bulkhead	BC079P4084F	1	1
41	Grommet, " " " "	AO46K6001Z	2	2
42	Screw, grommet plate fixing	AO75W5050F	4	4
43	Grommet, a.c. hoses/front body	AO75P6021F	5	5
45	'O' Ring, condenser inlet	AO82P6048F	1	1
46	" " condenser outlet	AO75P6083F	1	1
47	" " compressor outlet	AO89P6005F	1	1
48	" " condenser inlet	AO89P6006F	1	1
49	" " expansion valve outlet	AO82P6047F	1	1
50	Grommet, hose/body	AO82P6045F	2	2
51	'P' Clip, large, 'fridge hose fixing	AO79W6200F	3	3
52	" " small, " " " "	AO75H6018Z	3	3
53	Screw, 'P' clip fixing	AO75W5043Z	6	6
54	Tie Strap, 'fridge hose fixing	AO75W6038Z	3	3
55	'P' Clip, " " " "	AO75H6018Z	1	1
56	Screw, M5 x 20, 'P' clip fixing	AO75W5084F	1	1
57	Washer, flat, " " " "	AO75W4009Z	1	1
58	Nut, Nyloc, M5, " " " "	AO75W3008Z	1	1
	<i>Edging Strip, hose thro' chassis</i>	<i>AX75L6020V</i>	<i>200mm</i>	<i>200mm</i>
				<i>'S45' type chassis</i>

LHD ILLUSTRATED



ESPRIT '93
18-03B (R134a CFC FREE)



FUNCTION CODE	CONTENTS: Condenser, Evaporator, Rec. Drier, Hoses (R 134a)	QUANTITY		REMARKS	
		RHD	LHD		
18.03B	PART DESCRIPTION	PART NUMBER	RHD	LHD	This page for R 134a (CFC Free) type system. For Freon 12 refrigerant type see 18.03A
1	Evaporator	A079P4139F	1		
2	"	A079P4080F		1	
3	Foam, open mesh	A075P0206F	1	1	
4	Screw, evaporator to case	A075W5014V	2	2	
5	Spire Nut, " " "	A075W6014Z	2	2	
6	Flare Gasket, 10.4 mm, elbow to evaporator	A082P4241F	1	1	
7	" " 15.7 mm, exp. valve to elbow	A082P4242F	1	1	
8	Elbow Adaptor, expansion valve to evaporator	A079P6017F	1	1	
9	Expansion Valve	A079P6012F	1	1	
10	Non-Drip Tape	A075P6086F	A/R	A/R	
11	Thermistor (rod mounted)	A082M6408F	1	1	
12	Rod, thermistor mounting	A082P4292F	1	1	
13	Clip, mounting rod to heater lower casing	A075W6051Z	1	1	
14	Screw, no.8 x 3/8", mounting rod to casing	A075W5032Z	1	1	
15	Switch, low/high pressure cut out	E082P6053F	1	1	
16	Receiver Drier	A082P6065F	1	1	
17	Clamp Bracket, receiver drier	A089P0278F	1	1	
18	Setscrew, M6 x 20, clamping	A075W1030Z	1	1	
19	Nut, M6 Nyloc, clamping screw	A075W3009Z	1	1	
20	Setscrew, M6 x 35, clamp brkt to body stiffener	A075W2029Z	2	2	
21	Washer, flat, " " " " "	A075W4015Z	4	4	
22	Washer, flat, large o/d, " " " "	A075W4017Z	2	2	
23	Nut, M6 Nyloc, " " " "	A075W3009Z	2	2	
24	Condenser	A082P6066F	2	2	
25	Screw M8 x 20, condenser to radiator duct	A075W1028Z	2		
26	Washer, M8, s/p, " " " "	A075W4035Z	2	2	
27	Washer, M8 x 25, " " " "	A075W4015Z	2	2	
28	Bracket, condenser mounting LH	A082U7723F	1	1	
29	" " " RH	A082U7722F	1	1	
30	Pop rivet, " to mounting bracket	A075W6090Z	6	6	
31	Bracket, " mounting centre stay	A082U7727F	1	1	

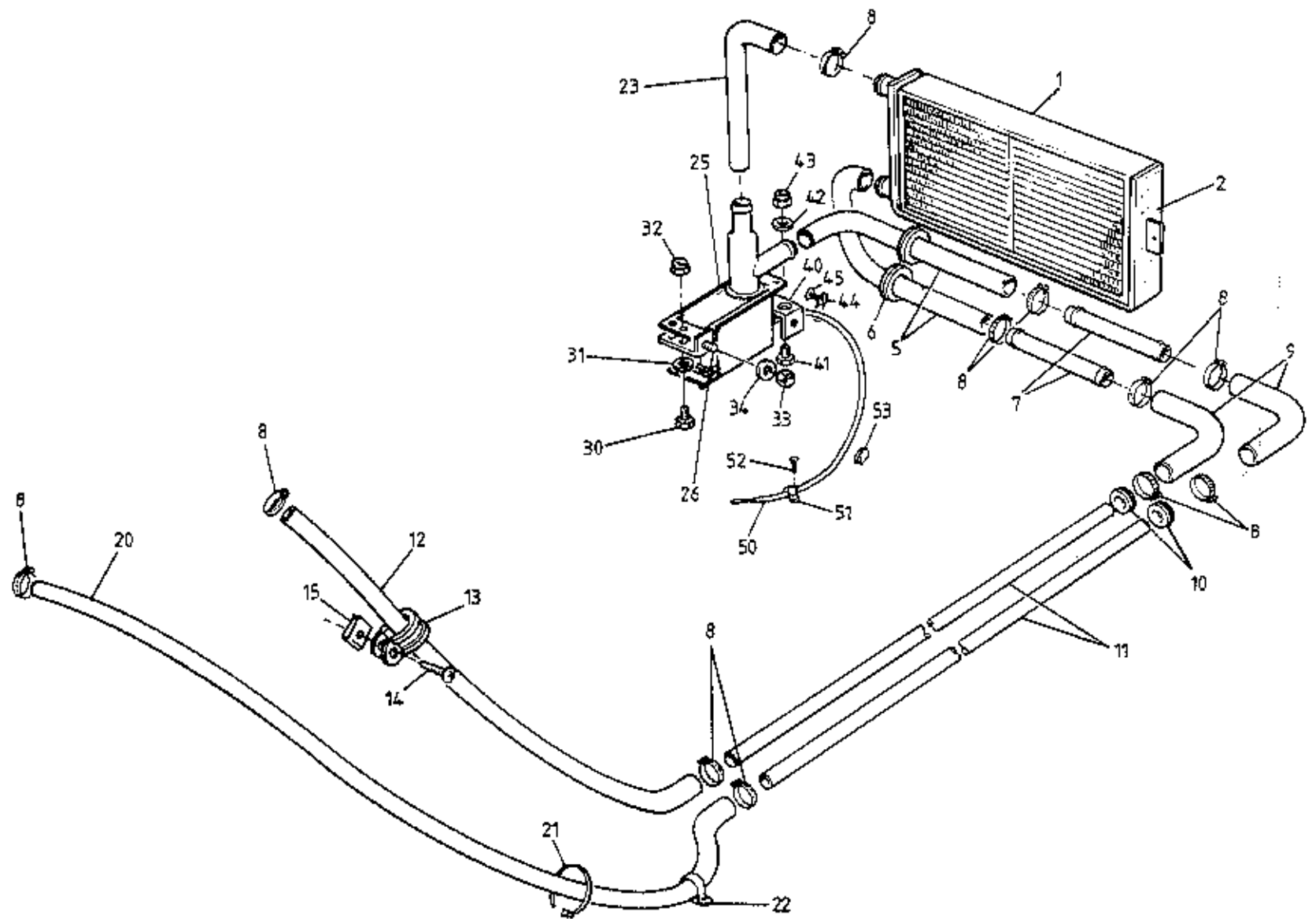


FUNCTION CODE	CONTENTS:	QUANTITY		REMARKS
		RHD	LHD	
18.03B	Condenser, Evaporator, Rec. Drier, Hoses (R 134a)			
	PART DESCRIPTION	PART NUMBER		
				This page for R 134a (CFC Free) type system. For Freon 12 refrigerant type see 18.03A
36	Setscrew, M6 x 16, centre bracket lower fix	A075W1028Z	1	1
37	Washer, spring, M6, " " " "	A075W4035Z	1	1
38	Washer, M6 x 12, " " " "	A075W4013Z	1	1
40	Bracket, condenser centre clamping	A082U7724F	1	1
41	Setscrew, M6 x 16, clamping bracket fix	A075W1028Z	1	1
42	Washer, spring, M6, " " " "	A075W4035Z	1	1
43	Washer, M6 x 12, " " " "	A075W4013Z	1	1
45	Protective strip 300mm	A082U7730K	1	1
50	Hose, compressor to condenser	A082P4374F	1	
	" " " "	A082P4369F		1
52	Pipework, condenser, high pressure	A082P4376F	1	1
53	" " " low " "	A082P4377F	1	1
55	Hose, condenser to receiver drier	A082P4373F	1	1
56	" receiver drier to expansion valve	A082P4371F	1	
	" " " " " "	A082P4370F		1
58	" evaporator to compressor	A082P4375F	1	
	" " " "	A082P4372F		1
59	Tie strap, a.c. hoses	A075W6038Z	1	1
60	Grommet Plate, hoses thro' bulkhead	A079P4084F	1	1
61	Grommet, " " "	X046K6001Z	2	2
	Screw, grommet plate fixing	A075W5050F	4	4
65	Grommet, a.c. hoses/front body	A075P6021Z	5	5
66	Grommet, hose/body	A082P6045F	2	2
67	'P' Clip, fridge hose fixing	A075H6018Z	1	1
68	Screw, M5 x 20, 'P' clip fixing	A075W5084F	1	1
69	Washer, flat, " " " "	A075W4009Z	1	1
	" " " " " "	A075W4000Z	3	3
70	Nut, Nyloc, M5, " " "	A075W3008Z	1	1



FUNCTION CODE	CONTENTS:	QUANTITY			REMARKS
		PART DESCRIPTION	PART NUMBER	RHD	
18.03B	Condenser, Evaporator, Rec. Drier, Hoses (R 134 a)				
					This page for R 134a (CFC Free) type system. For Freon 12 refrigerant type see 18.03A
	'P' Clip, large, 'fridge hose fixing	A079W6200F	3	3	
	" " small, " " "	A075H6018Z	3	3	
	Screw, 'P' clip fixing	A075W5043Z	6	6	
	Tie Strap, 'fridge hose fixing	A075W6038Z	2	2	
	Cradle, tie strap	A085W7276F	2	2	
	Pop Rivet, cradle fixing	A082W6243F	2	2	
	'P' clip, open, ACD pipe	A075W6230F		1	
	Pop Rivet " "	A075W6087Z		1	

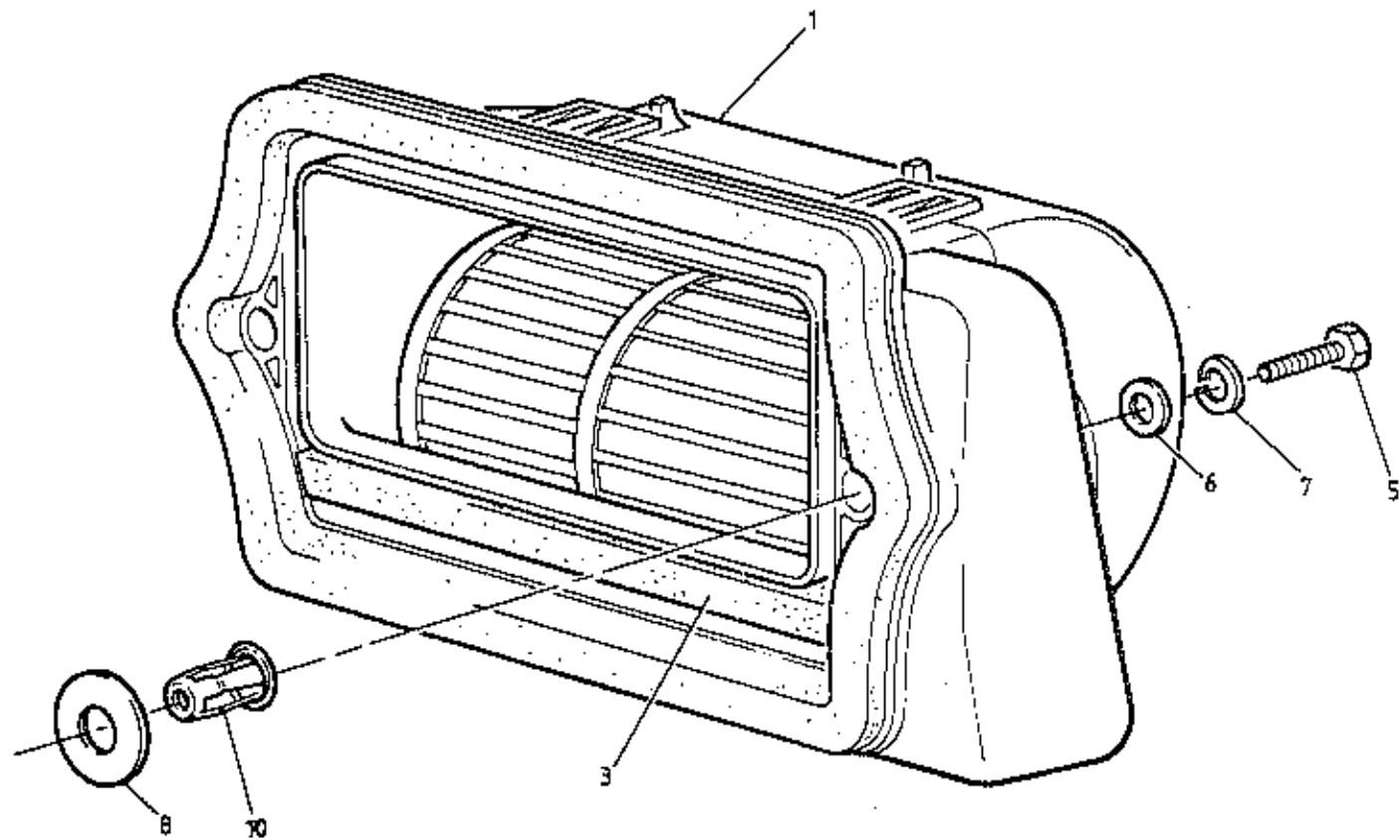
LHD ILLUSTRATED



ESPRIT '93
18.05A



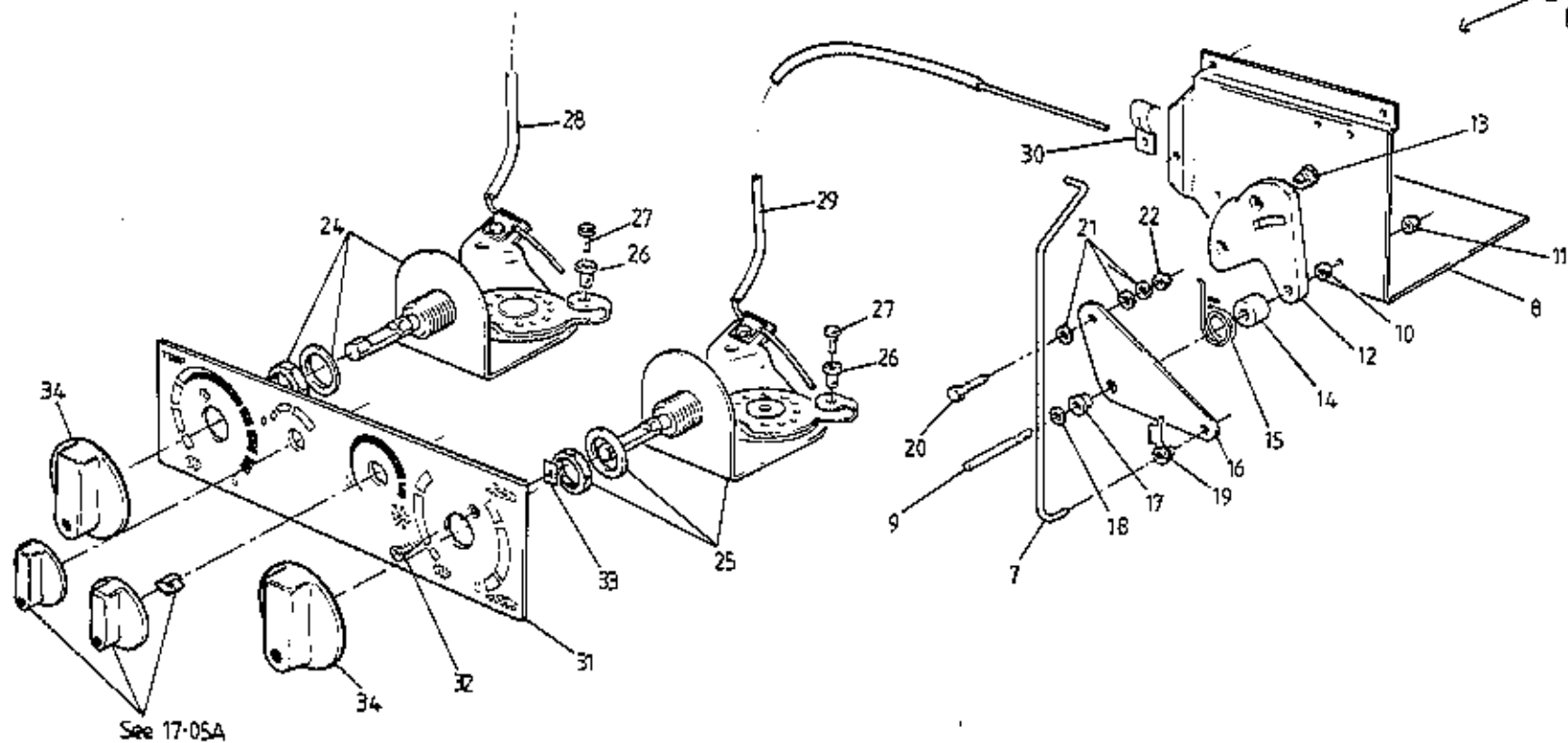
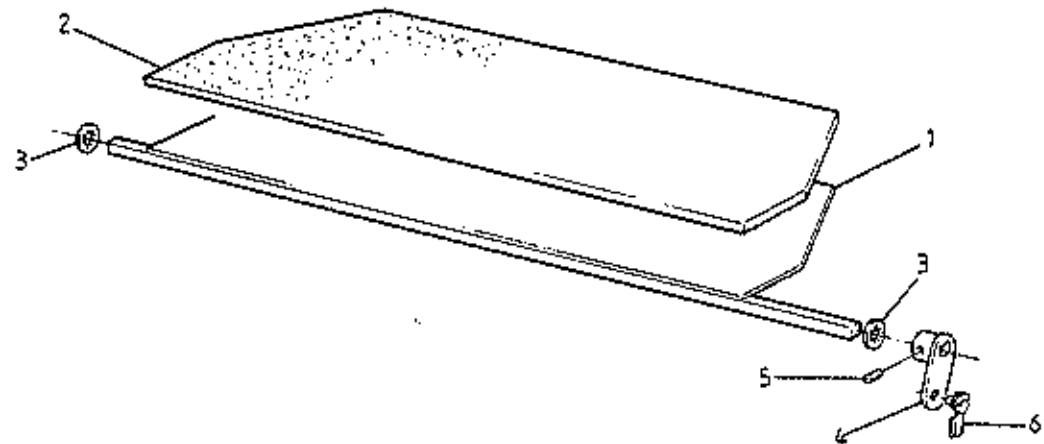
FUNCTION CODE	CONTENTS: Heater Matrix, Water Valve & Plumbing	QUANTITY		REMARKS
		ALL		
18.05A	PART DESCRIPTION	PART NUMBER		
1	Heater Matrix	A075P6055F	1	
2	Foam, heater matrix to case	A075P0194K	2	
5	Hose, heater, to valve & from matrix	A079P4056F	2	
6	Grommet, hoses thro' body	A075P6021Z	2	
7	Connector Pipe, heater hoses	B075K0111Z	2	
8	Hose Clip, 16-25 mm, heater hoses	A079K6018F	14	
9	Elbow Hose, chassis pipe front	A075P0189F	2	
10	Grommet, pipe thro' chassis	A079K6004F	4	
11	Pipe, heater feed & return thro' chassis	A082P4200F	2	
12	Hose, heater return, chassis pipe to water pump	A079K4028F	1	
13	'P' Clip, heater hose securing	A910E6743F	1	
14	Screw, no. 10 x 3/4", 'P' clip fixing	A075W5041Z	1	
15	Captive Nut, " " "	A082W6322F	1	
20	Hose, heater feed, cyl. head to chassis pipe	B079P4057F	1	
21	Tie Wrap, heater hose to chassis	A075W6038Z	2	
22	'P' Clip, hose securing	A910E6490F	2	
23	Hose, water valve to matrix	B079P4142F	1	
25	Water Valve, thermostatically compensated	A075P6060F	1	
26	Bracket, water valve mounting	A082P4297F	1	
30	Setscrew, M5 x 12, valve to bracket	A075W1021Z	2	
31	Washer, flat, " " " LHD	A075W4011Z	2	
32	Nut, M5 Nyloc, " " "	A075W3008Z	2	
33	Nut, M5, mounting bracket to pedal box	A082W3084F	1	
34	Washer, flat, " " " "	A075W4011Z	2	
40	Abutment Bracket, control cable to valve	A082P4298F	1	
41	Setscrew, M5 x 12, bracket to valve, LHD	A075W1021Z	2	
42	Washer, flat, " " " "	A075W4011Z	2)
43	Nut, M5 Nyloc, " " " "	A075W3008Z	2)RHD cars share valve mounting brkt.
44	Clamp, control cable to abut. bracket	A082P4244F	1)fixings.
45	Screw, no.8 x 3/8", cable clamp	A075W5032Z	1	
50	Tubing, 3 mm, capillary line protection	A050M6165V	250mm	
51	Clip, capillary line to case	A075W6051Z	2	
52	Screw, clip fixing	A075W5032Z	2	
53	Clip, water valve sensor	A075W6118F	1	



ESPRIT '93
18-07A



FUNCTION CODE	CONTENTS: Interior Blower Motor	QUANTITY		REMARKS
		ALL		
18.07A	PART DESCRIPTION	PART NUMBER		
1	Interior Blower Motor Assembly	C082M6358P	1	<i>FOR 051/654 29-6-75</i> <i>existing motor obsolete (Order PT. 95034324 change to SPA motor PT. 059-122-260) Revised, sorting & fitting to follow on later PCR Order 4022M50775</i>
3	Foam Seal, blower motor to bulkhead	A082U6065V	160mm	
5	Setscrew, M6 x 30, " " "	A075W1032Z	2	
6	Washer, flat, " " "	A075W4015Z	2	
7	Washer, spring, " " "	A075W4035Z	2	
8	Washer, M10 flat, jacknut reinforcing	A075W4025Z	2	
10	Jacknut, M6, motor to bulkhead	A075W3034Z	2	



See 17-05A

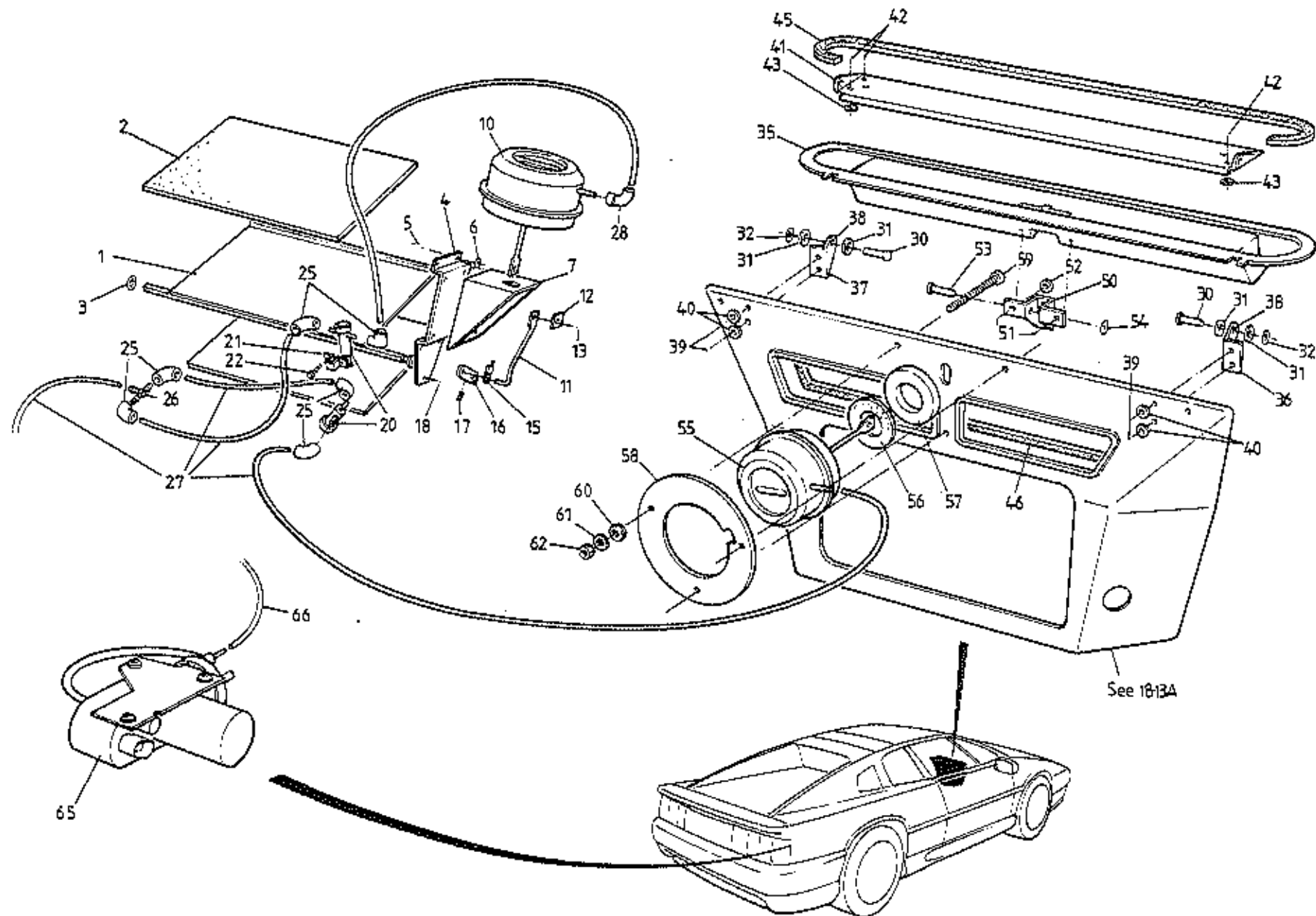
ESPRIT '93
1809A



FUNCTION CODE	CONTENTS: Rotary Controls, Graphic Panel, Screen Flap Mechanism	QUANTITY		REMARKS	
		RHD	LHD		
18.09A	PART DESCRIPTION	PART NUMBER	RHD	LHD	
1	Flap, screen/footwell	B079P4017F	1		
	" " "	A079P4175F		1	
2	Foam, screen/footwell flap	B036B6197V	*	*	* 300 x 100 mm
3	Clip, screen flap pivot shaft ends	A075W6173F	2	2	
4	Lever, screen flap operating	A079P4101F	1	1	
5	Grubscrew, lever to screen flap shaft	A075W7023Z	1	1	
6	Clip, operating rod to screen flap	A075U6033F	1	1	
7	Rod, screen/footwell flap operating	B079P4017F	1		
	" " " " "	A082P4246F		1	
8	Control Plate	A082P4300F	1	1	
9	Stud, 10 UNF, cam/lever pivot	A075P0225F	1	1	
10	Nut, 10 UNF plain, pivot stud to plate	A075W3013Z	1	1	
11	" " " Nyloc, " " " "	A075W3000Z	1	1	
12	Cam, vacuum valve operating	B082P4281F	1	1	
13	Trunnion, cable to cam	B075W6121F	1	1	
14	Spacer, lever to cam	A075P0229F	1	1	
15	Spring, cam return	B075P0229F <i>0196</i>	1		
	" " "	A079P4103F		1	
16	Bellcrank Lever, screen/footwell flap	A082P4184K	1	1	
17	Bush, lever pivot	A075P0162K	1	1	
18	Clip, " "	A075W6173F	1	1	
19	Clip, bellcrank lever to screen flap rod	A075U6033F	1	1	
20	Setscrew, 10 UNF x 5/8", cam operating	A075W1001Z	1	1	
21	Washer, cam setscrew	A075W4011Z	3	3	
22	Nut, 10 UNF Nyloc, cam setscrew	A075W3000Z	1	1	
23 <i>24</i>	Rotary Control, temperature	B082P4196J <i>F</i>	1	1	
25	Rotary Control, air distribution	B082P4196J <i>F</i>	1	1	
	Washer, rotary control to graphic panel	A075W4007Z	2	2	
26	Nipple/Trunnion, rotary control	A074K6001Z	2	2	
27	Screw, cable to nipple/trunnion	B074K6002Z	2	2	
28	Control Cable, temperature (green)	B082P4295F	1	1	



FUNCTION CODE	CONTENTS: Rotary Controls, Graphic Panel, Screen Flap Mech.	QUANTITY		REMARKS
		RHD	LHD	
18.09A	PART DESCRIPTION	PART NUMBER		
29	Control Cable, air distribution, (black)	B082P4287F	1	1
30	Clamp, cable to control plate	A082P4244F	1	1
31	Graphic Control Panel, heater only	D082P4303F	1	1
32	Graphic Control Panel, with a.c.	D082P4302F	1	1
33	Screw, no.6, graphic panel fixing	A075W5029Z	2	2
33	Spire Nut, " " "	A075W6014Z	2	2
34	Knob, rotary controls, heat & distribution	A082P4349F	2	2



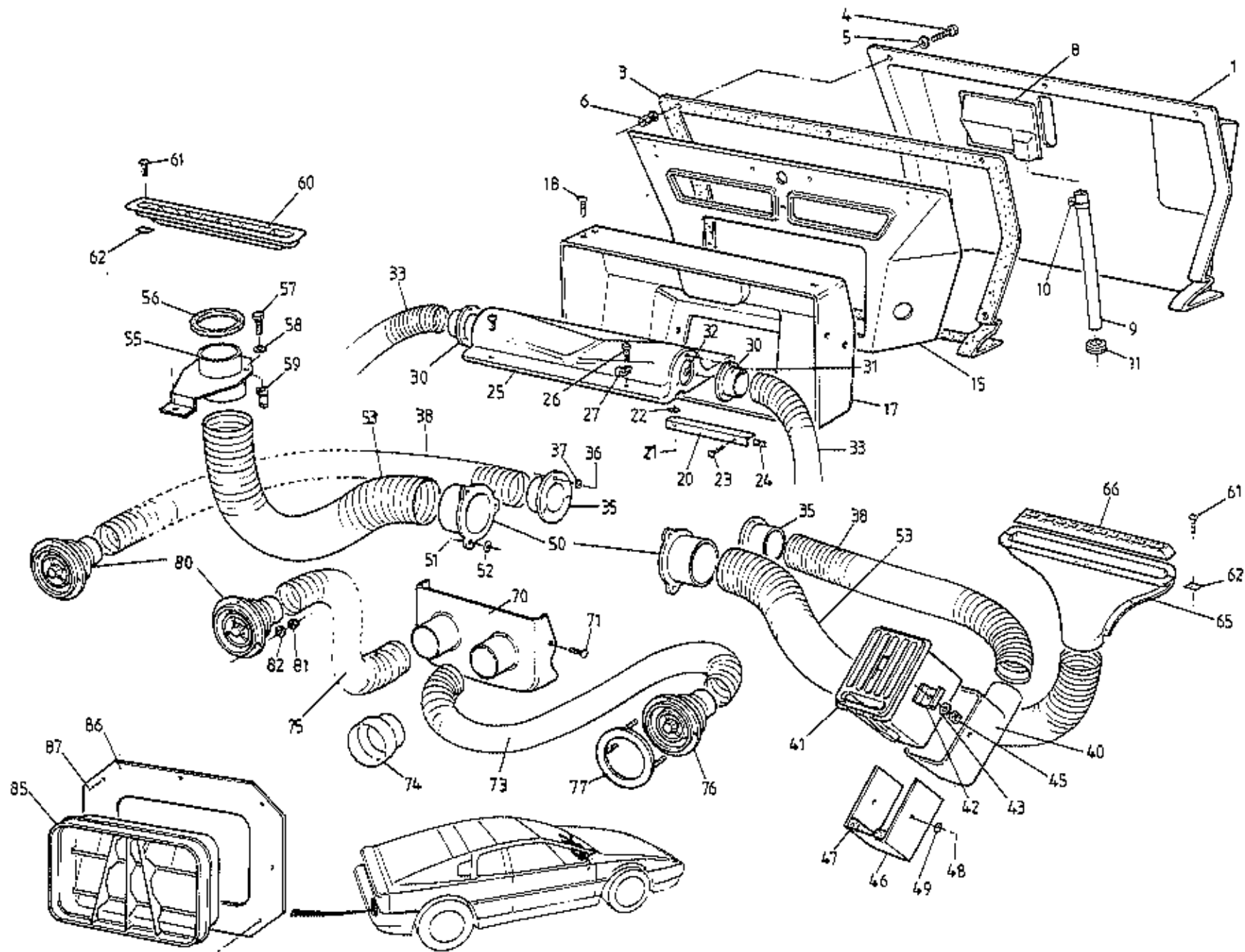
ESPRIT '93
 1811A



FUNCTION CODE	CONTENTS:	QUANTITY		REMARKS
		ALL		
18.11A	Vacuum Pipes, Valves, Flaps, Actuators, Pump			
	PART DESCRIPTION	PART NUMBER		
1	Mode Flap, LHD	C079P4014F	1	
	" " RHD	C079P4176F	1	
2	Foam, mode flap	A079P4161K	2	
3	Clip, flap shaft ends	A075W6173F	2	
4	Mounting Plate, actuator bracket	B079P4093F	1	
5	Pop Rivet, plate to case	A075W6090Z	5	
6	Washer, pop rivet	A075W4001Z	5	
7	Bracket, vacuum actuator mounting	B075P0170F	1	
	Pop Rivet, bracket to plate	A075W6071Z	4	
10	Vacuum Actuator, mode flap	B075P6059F	1	
11	Rod, actuator to mode flap	A075P0234F	1	
12	Locking Tab, actuator to rod	A079P4149K	1	
13	Pop Rivet, locking tab to actuation lever	A075W6090Z	1	
15	Clip, rod to mode flap lever	A075U6033F	1	
16	Lever, mode flap operating	A079P4100F	1	
17	Grub Screw, lever to flap rod	A075W7023Z	1	
18	Pop Rivet, mounting plate lower fixing	A075W6090Z	4	
20	Vacuum Switch, mode/fresh air flaps	A075P6062F	2	
21	Bracket, vacuum switch securing	A075P0172F	2	
22	Screw, No.6 x 1/4", bracket to plate	A075W5010Z	4	
25	Elbow Connector	A075P6079F	5	
26	'T'- Piece, vacuum pipes	B075P6081F	1	
27	Vacuum Pipe	A075P6068V	6m	
28	Elbow Connector, unequal bore	A075P6069F	1	
30	Clevis Pin, intake/recirc. flap pivot	A075W6027Z	2	
31	Washer, clevis pin	A075W4001Z	4	
32	Spire Clip, clevis retention	A075W6022Z	2	
35	Flap, fresh air intake/recirculation	A082P4273J	1	
36	Bracket, fresh/recirc. flap support, RH	B082P4276F	1	
37	" " " " " LH	B082P4277F	1	
38	Bush, air flap support bracket	A082P6058F	2	
39	Pop Rivet, bracket to bulkhead	A075W6071Z	4	
40	Washer, bracket to bulkhead	A075W4001Z	4	



FUNCTION CODE	CONTENTS: Vacuum Pipes, Valves, Flaps, Actuators, Pump	QUANTITY		REMARKS
		ALL		
18.11A	PART DESCRIPTION	PART NUMBER		
41	Pivot Bracket, fresh air/recirc. flap	A082P4275F	1	
42	Pop Rivet, bracket to flap assembly	A075W6071Z ^x	6	
43	Washer, pop rivet	A075W4001Z ^z	6	
45	Foam Seal, fresh air/recirc. flap to plenum	B082P4265F	1	
46	" " " " " body	C082P4270F	1	
50	Pivot Bracket, servo to flap	B082P4278F	1	
51	Pop Rivet, waterproof, bracket to flap	A075W6071F ^x	4	
52	Washer, pop rivet	A075W4001Z ^z	4	
53	Clevis Pin, pivot bracket to servo rod	A075W6027Z	1	
54	Retaining Pin, " " " " "	A082W6348F	1	<i>2 Jig (3/16")</i>
55	Vacuum Actuator, fresh air/recirc. flap	B075P6059F	1	
56	Pad, actuator insulation	A082P4341F	1	
57	Spacer, actuator mounting	A082P4279F	1	
58	Clamping Ring, vacuum actuator	C082P4280F	1	
60	Grommet, clamping ring	A082P6057F	3	
59	Screw, M3 x 35, clamping ring fixing	A082W5122F	3	
61	Washer, flat, M3, " " "	A075W4001F	6	
62	Nut, M3 Nyloc, " " "	A079W3060F	3	
65	Vacuum Pump, electric	A082M6518F	1	Supplies heater flaps & engine man.
66	Vacuum Pipe, 1/8", pump to heater supply pipe	A075P6068V	A/R	
	Connector Sleeve, unequal bore	A075P6080F	2	
	Clip, self adhesive, vacuum pipe	A075W6043Z	1) Prior VIN *
	Isolator, upper, vacuum pump (foam)	A082V8594K	1	Near fuel filler cable) with vac.
	" lower " " "	A082V8595K	1) pump mounted
	Isolator, upper, vacuum pump (foam)	B082V8594K	1) on wheelarch
	" lower " " "	E082V8595K	1	> from VIN * with vacuum pump mounted
				> in engine bay rear box
				* VIN R 1142 (S4 LHD)
				R 1150 (S4 RHD)
				R 8030 (Sport 300)
				(Revised Harness)



ESPRIT '93
 18.13A



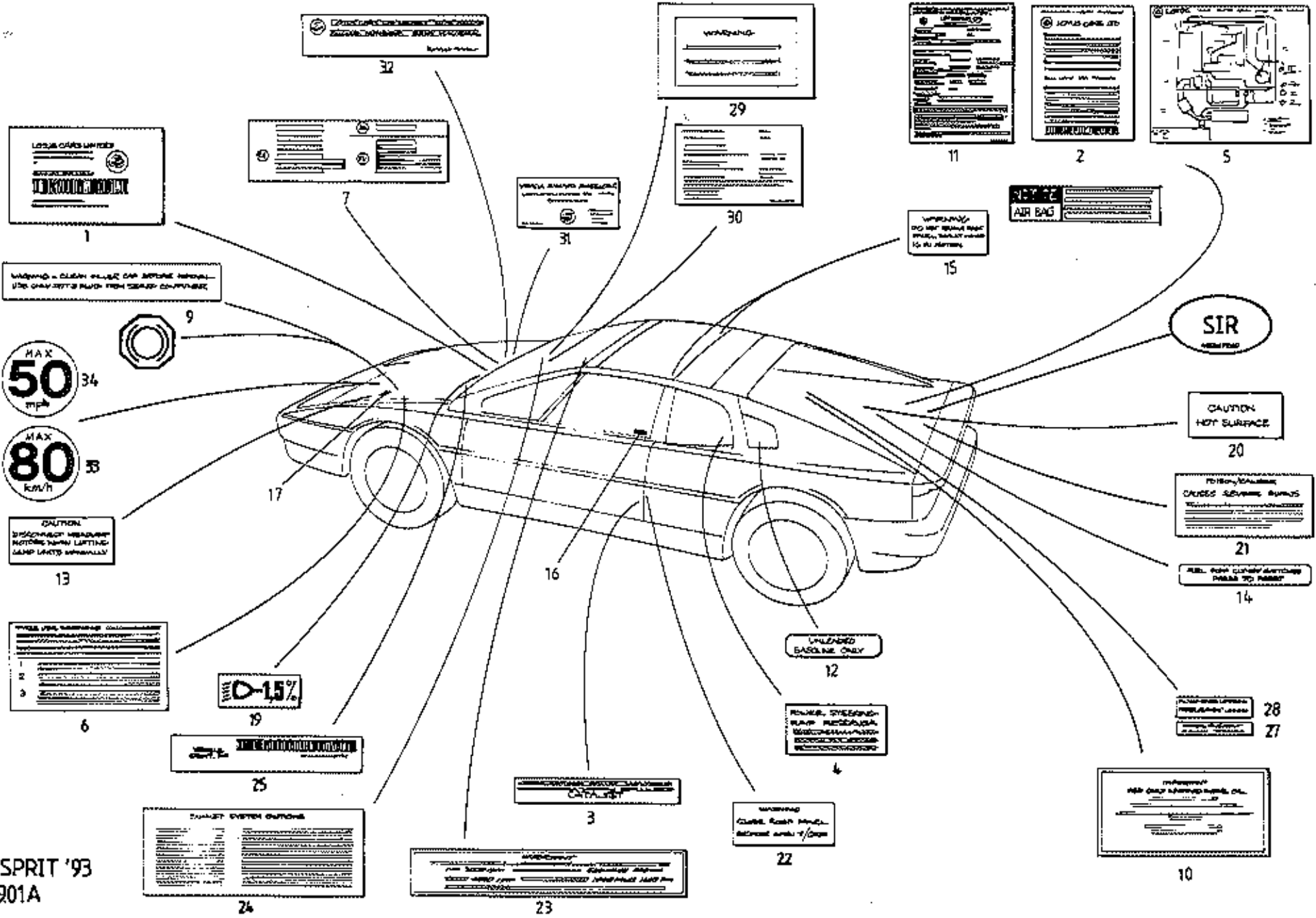
FUNCTION CODE	CONTENTS: Intake Plenum, Ducting, Outlets & Vents	QUANTITY		REMARKS	
		RHD	LHD		
18.13A	PART DESCRIPTION	PART NUMBER			
1	Plenum Cover	B082B4804K	1	1	GRP) inc. item 8 ABS)
	" "	C082B4804K	1	1	
3	Seal, plenum cover to bulkhead	A082U6067F	1.8m	1.8m	
4	Screw, M5 x 16, plenum to bulkhead	A082W5107F	7	7	
5	Washer, flat, " " "	A075W4011Z	7	7	
6	Rawlnut, M5, " " "	A075W6074F	7	7	
8	Adaptor, plenum cover to drain hose	A082P4283J	1	1	
9	Tubing, plenum drain	A075U6083V	220mm	220mm	
10	Snapper Clip, drain tube to plenum cover	A082W6315F	1	1	
11	Grommet, drain tube thro' body	A075P6096Z	1	1	
15	Blanking Panel, bulkhead aperture	A082P4272K	1		
	" " " "	A082P4271K		1	
17	Mounting Panel, interior blower motor	C082P4259K	1	1	For 2 x 1/4 x 1/8 fan motor fixing For 4 x 1/4 fan motor fixing Spall
18	Screw, no.8 x 1/2", mounting panel to casing	A075W5031Z	4	4	
20	Angle Bracket, blower mounting panel to body	A082P4346F	1	1	
21	Pop Rivet, angle bracket to mounting panel	A075W6090Z	2	2	
22	Washer, pop rivet, " " " "	A075W4001Z	2	2	
23	Screw, no.6 x 1/2", angle bracket to body	A075W5020F	2	2	
24	Spire Nut, no.6, " " " "	A075W6014Z	2	2	
25	Adaptor Cover, footwell outlet	A079P4117K	1	1	
26	Screw, no.8 x 3/4", adaptor cover to casing	A075W5032Z	4	4	
27	'P' Clip, speaker cable	A075W6223F	2	2	
30	Adaptor, footwell duct to casing outlet	A075P0150F	2	2	
31	Pop Rivet, footwell duct adaptor fixing	A075W6090Z	6	6	
32	Washer, pop rivet, " " " "	A075W4001Z	6	6	
33	Ducting, 1 1/2", footwell vents	A075P6066V	1m	1m	
35	Adaptor, outer face level vent ducting	A079P4120K	2	2	
36	Pop Rivet, adaptor to casing	A075W6090Z	6	6	
37	Washer, pop rivet, adaptor to casing	A075W4001Z	6	6	
38	Ducting, 2", pass. side outer face level vent	A079P4005V	0.8m	0.8m	
40	Adaptor, rectangular face level vent	B082P4366F	1	1	Except Dual SIR
	" " " " " "	B082P4366F		2	Dual SIR
41	Face Level Vent, rectangular, passenger side	A082P4356K	1	1	Except Dual SIR
	" " " " " "	A082P4356K		2	Dual SIR
42	Clip, rectangular vent fixing	A082U7559K	2	2/4	



FUNCTION CODE	CONTENTS: Intake Plenum, Ducting, Outlets & Vents	QUANTITY		REMARKS	
		RHD	LHD		
18.13A	PART DESCRIPTION	PART NUMBER			
43	Washer, flat, vent to fascia	A075W4001F	2	2/4	<i>higher quantity for dual SIR cars</i>
	Washer, s/proof, vent to fascia	A075W4086F	2	2/4	
45	Nut, M4, vent to fascia	A075W3019F	2	2/4	
46	Strap, vent smoothing	A082P4375K	1	1/2	
47	Foam Seal, smoothing strap	A082U6065V	A/R	A/R	
48	Pop Rivet, strap to vent	A075W6091F	2	2/4	
49	Washer, pop rivet	A075W4001F	2	2/4	
50	Adaptor, screen vent ducting to casing	A079P4119K	2	2	
51	Pop Rivet, screen vent adaptor to casing	A075W6090Z	6	6	
52	Washer, pop rivet, " " " "	A075W4001Z	6	6	
53	Ducting, 2 1/4", screen vents	A079P6007V	1m	1m	
55	Adaptor, ducting to binnacle screen duct	C082P4338F	1	1	
56	Gasket, demist adaptor	A082P4339F	1	1	
57	Setscrew, M6 x 16, thin, demist adaptor/body	A075W1082Z	1	1	
58	Washer, flat, demist adaptor to body	A075W4013Z	1	1	
59	Nut, Nyloc, M6, " " " "	A075W3009Z	1	1	
60	Outlet Vent, binnacle screen vent	A082P6049F	1	1	
61	Screw, no.6 x 1/2", outlet vent to duct	A075W5015Z	4	4	
62	Spire Nut, No.6, " " " "	A075W6014Z	4	4	
65	Duct, passenger screen vent	A079P4026K	1	1	
66	Outlet Vent, passenger side demist	B079P4039F	1	1	
70	Adaptor, centre face level vent ducting to case	A085P4213K	1	1	
71	Screw, no.8 x 1/2", adaptor to casing	A075W5034Z	4	4	
72	Outlet Adaptor, small, face level vent	A082P4345K	1	1	
73	Ducting, flexible, 1.5" " " "	A075P6066V	0.8m	0.8m	Except Dual SIR
	" " 2.0" " " "	A079P4005V		0.5m	
74	Reducer, round, inboard pass. vent to ducting	A082P4367F		1)
75	Ducting, 1 1/2", inboard binnacle vent	A075P6066V	1m	1m	
76	Face Level Vent, round, passenger inboard	A085P6037F	1	1)
77	Retaining Ring, passenger inboard vent	A085P4217F	1	1) Except Dual SIR
	Nut, M3 Nyloc, centre face level vent to fascia	A079W3060F	3	3)
	Washer, flat, " " " " " "	A075W4000Z	3	3)
80	Face Level Vent, round, binnacle	A085P6037F	2	2	
81	Nut, M3 Nyloc, centre face level vent to fascia	A079W3060F	68	8/12	
82	Washer, flat, " " " " " "	A075W4000Z	68	8/12	



FUNCTION CODE	CONTENTS: Intake Plenum, Ducting, Outlets & Vents	QUANTITY		REMARKS	
		RHD	LHD		
18.13A	PART DESCRIPTION	PART NUMBER			
85	Ventilator, rear luggage compartment	A082P4354F	1	1	(Behind bumper)
86	Plinth, ventilator mounting	A082P4355F	1	1	
87	Pop Rivet, mounting plinth to body	A076W6099F	8	8	



ESPRIT '93
1901A



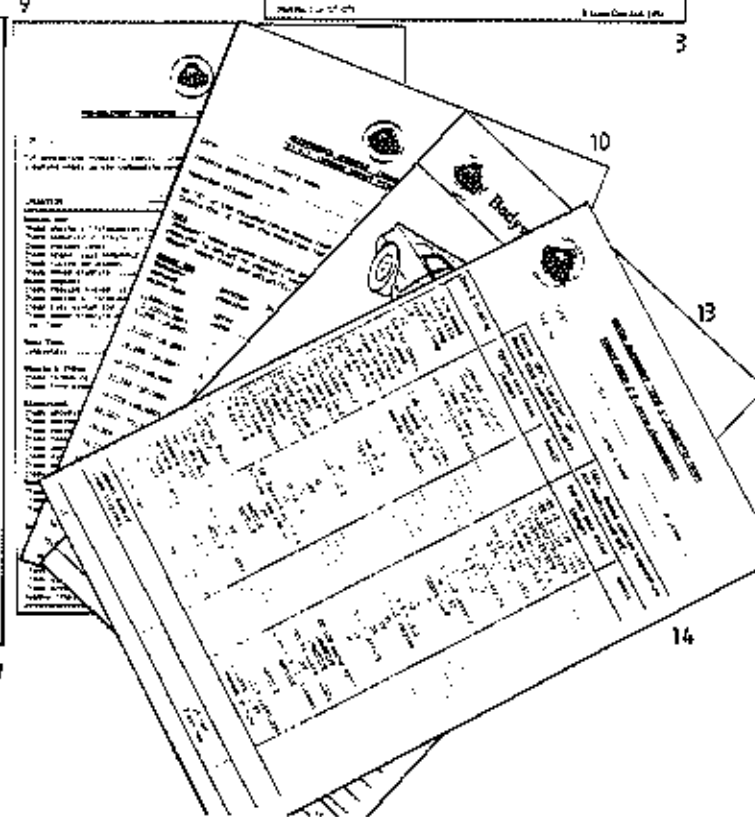
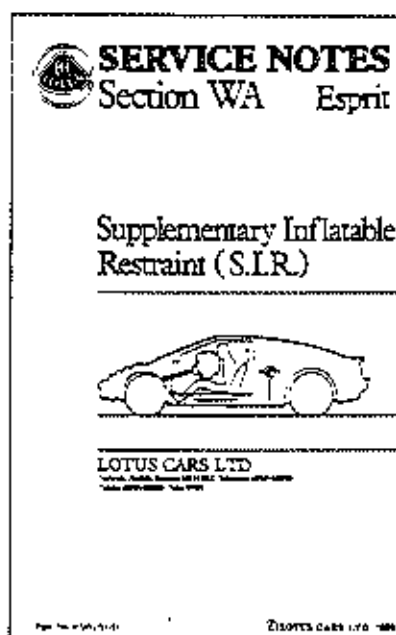

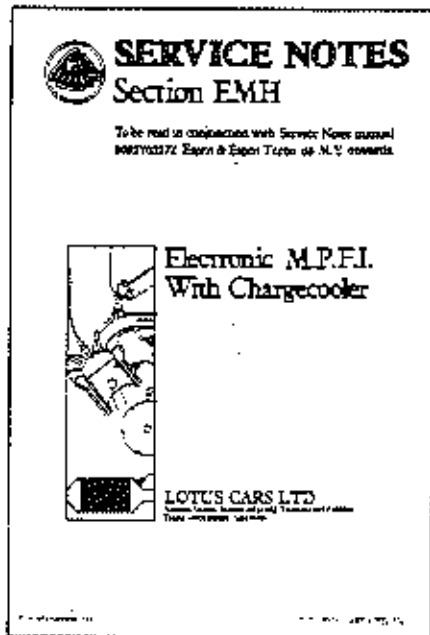

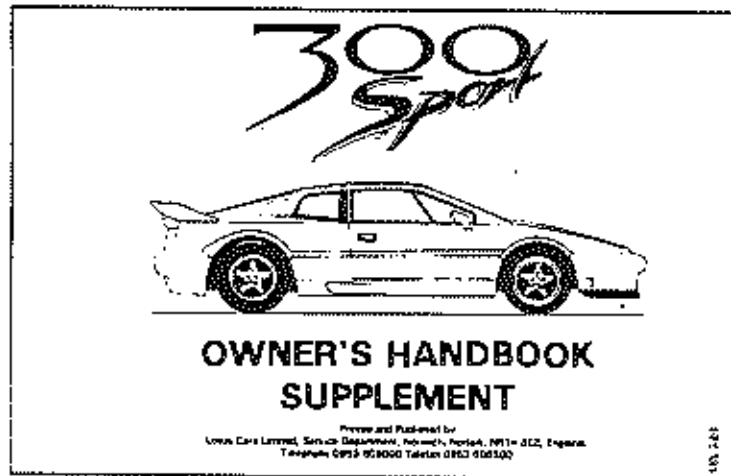

FUNCTION CODE	CONTENTS: Labels	QUANTITY		REMARKS
		ALL		
19.01A	PART DESCRIPTION	PART NUMBER		
①	Label, VIN & weights	A082U6276K*	1	
2	" emission control information	A082U7533F	1	'93 M.Y.
	" " " "	C082U7533F	1	'94 M.Y.
	" " " "	D082U7533F	1	'95 M.Y.
	" " " "	C082U7576F	1	Sweden
3	" catalyst	D082U7303F	1	'93 M.Y.
	" "	E082U7303F	1	'94 M.Y.
	" "	F082U7303F	1	'95 M.Y.
4	" power steering fluid	A100U0395F	1	
5	" vacuum hose routing	B082U7185F	1	
6	" spare wheel use	A082U7636F	1	
	" tyre loading	A082U7639F	1	With Bendix brakes
	" " "	B082U7639F	1	" Brembo "
	" " "	C082U7614F	1	Australia only
7	" 'E' mark	C082U7576F	1	
	" " "	P691.1901.001AF	1)Sport 300
	" super unleaded fuel	P691.1901.002AF	2)
	" brake fluid warning (Non mineral type)	A082U7623F	1	on relay cover near fluid reservoir
9	" DOT 4 brake fluid	B075U1081F	1	If fitted
10	" Castrol RS oil recommendation	A910E2622F	1	on engine bay relay box lid
11	" emission control	C082U7241F	1	Sweden
12	" unleaded fuel (English)	A075U1008F	2	
	" " (French)	A082U7413F	2	
	" " (Swedish)	A085U5095F	2	
	" " (German)	A085U5096F	2	
	" " (Dutch)	A085U5098F	2	
	" " (Spanish)	A085U5097F	2	
	" " (Italian)	A082U7386F	2	
13	" headlamp motor caution	A082U4698F	2	
14	" fuel cut-off switch	A082U7225F	1	
15	" roof warning (on bulkhead glass)	A082U5063F	2	
16	" alarm warning (window)	A082M4993F	2	

* Note: Form LSL 317 must be completed when ordering VIN or engine number labels.



FUNCTION CODE	CONTENTS: Labels	QUANTITY		REMARKS
		ALL		
19.01A				
	PART DESCRIPTION	PART NUMBER		
17	Label, ABS warning (on ABS mtg. bracket)	A082J4292F	1	
19	" headlamp leveling leveling	B082U7039F	1	
20	" hot surface caution (on engine cover)	A082U7455F	1	
21	" battery caution	A075M6143F	1	
22	" tailgate release handle	A082U4976F	1	
23	" running in (on windscreen)	A075B0958Z	1	
24	" exhaust system cautions	C075U1139F	1	
25	" VIN (windscreen)	B079U4666K*	1	
	Plate, VIN Label mounting	C082U7393F	1	
	Pop Rivet, mounting plate to body	A075W6071Z	2	
	Transpaseal, label to plate	A082U7427K	1	
27	Label air box element	A089U1763F	1	
28	" " " cover	B082U7224F	1	
29	" CPC warning	A082U6274K	1	
30	" fuel economy information (in glove box)	A082U7637K	1	
	" " " " " " "	A082U7638K	1	Sport 300
	" " " " " " "	B082U7638K	1	Sport 300 and S4S
31	" ECE 83 emission	A100U0511F	1	
32	" engine number	A082U7394J*	1	
33	" spare wheel warning, 80 kmh	A100U0892F	1	
34	" " " " 50 mph	A100U0406F	1	
35	" Air Bag Warning	A082U7700F	1	SIR, Centre console lid
36	" SIR	A082U7350	1	SIR, Battery cover

* Note: Form LSL 317 must be completed when ordering VIN or engine number labels.



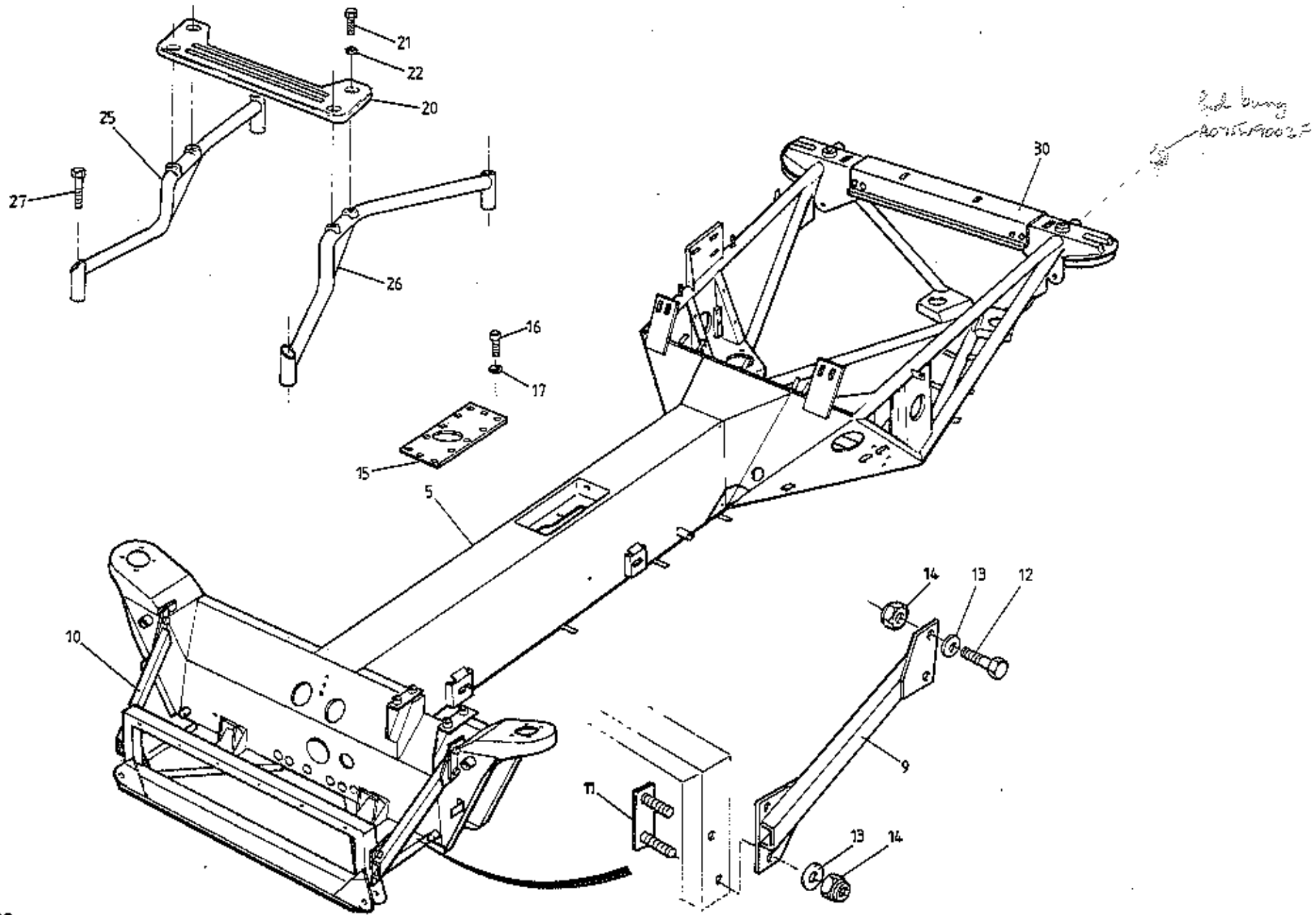
ESPRIT '93
19-03A



FUNCTION CODE	CONTENTS: Owner's Handbooks & Service Notes Manuals	QUANTITY		REMARKS
		NON USA	USA	
19.03A	PART DESCRIPTION	PART NUMBER		
1	Owner's Handbook	V082T0324J	1	Prior VIN *
	" "	Z082T0324J	1	From VIN * to VIN R 1442
	" "	AA82T0324J	1	From VIN R 1443 (Brembo brakes) - Prior '95 M.Y.
	" "	AB82T0324J	1	'95 M.Y.
	" "	S082T0324J		1 '93 M.Y. 'Phase 1'; VIN P 0186, P 0190 to 0244
	" "	W082T0324J#		1 '93 M.Y. 'Phase 2'; VIN P 0245 to 0306
	" "	X082T0324J#		1 '94 M.Y. S4.) Driver only S.I.R.) Prior VIN R 1242
	" "	Y082T0324J#		1 '94 M.Y. S4.) Dual S.I.R.)
	" "	Z082T0324J		1 From VIN R 1242 prior '95 M.Y.
	" "	AB82T0324J		1 '95 M.Y.
2	Sport 300 Supplement, Owner's Handbook	LSL 328	1	
3	Service Notes Manual	K082T0327J	1	1
4	Delco Injection Engine Management Manual (EMH)	D082T0327J	1	1
5	Braking System with ABS (Section JF)	G082T0327J	1	1
7	Supplementary Inflatable Restraint (Section WA)	E082T0327J	1	1 Driver only SIR R/B J082T0327J
	" " " (Sec. WA & WC)	J082T0327J	1	1 Driver only & dual SIR
9	Pre-Delivery Inspection Sheet	LSL 273D	1	1
10	Maintenance Schedule (Except California)	LSL 286	1	1
	" " (California Only)	LSL 325B		1 '93 & '94 M.Y.
	" " " "	LSL 325C		1 '95 M.Y.
13	Bodywork Defects Sheet	LSL 292	1	1
14	'Tech 1' Data Sheet	LSL 301B	1	1
	VIN/Engine Number label request form	LSL 317	1	1 # R/B Z082T0324J plus supplement Z082T0324Z/1

* VIN R 1242 (S4 LHD)
R 1250 (S4 RHD)
R 8030 (Sport 300)
(Revised Harness)

Esprit range: '93 M.Y. onwards
d6 19.03A



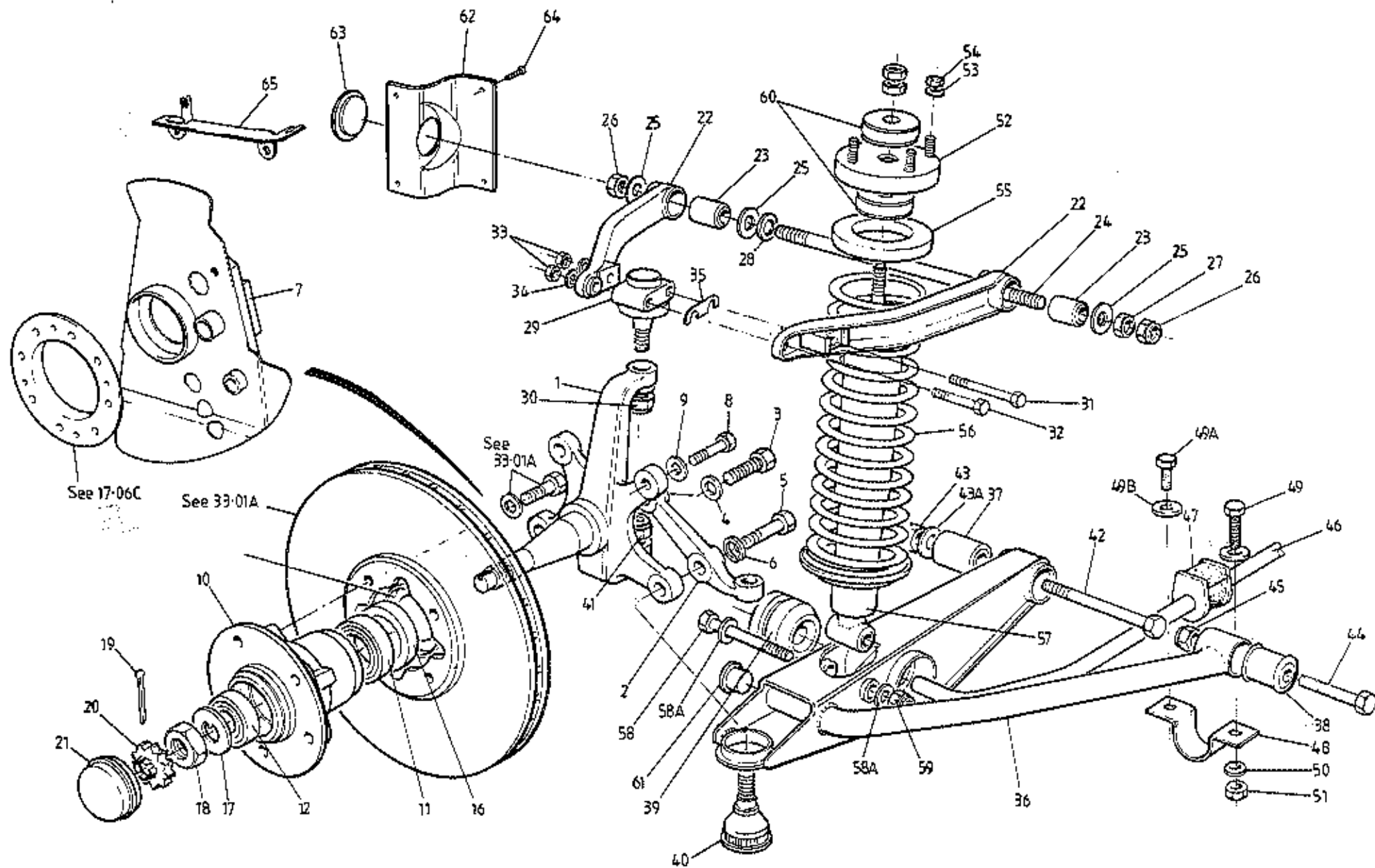
ESPRIT 93
 30-01A



FUNCTION CODE	CONTENTS:	QUANTITY				REMARKS
		S4	USA S4S	NON USA S4S	SPORT 300	
30.01A	Chassis, Engine Bay Stiffener					
5	Chassis, RHD	E082A4332F	1			R/B C082A4332F
	" " (with boss for pass. SIR strut)	C082A4332F	1			Prior VIN * R/B D082A4332F
	" " (with holes for park cable)	D082A4332F	1			From VIN * to VIN #
	" "	A082A4368J	1			From VIN #
	" "	A082A4368J		1		
	" LHD	P691.3001.802AF			1	
	" " (with boss for pass. SIR strut)	B082A4331F	1			Not Dual SIR R/B C082A4331F
	" " (with holes for park cable)	C082A4331F	1			Dual SIR. Prior VIN * R/B D082A4331F
	" "	D082A4331F	1			From VIN * to VIN #
	" "	A082A4369JF	1			From VIN #
	" "	A082A4369JF		1		
9	Bracing Strut, chassis front frame, LH	P691.3001.801AF			1	
10	" " " " " RH	A082A4315F	1	1	1	
11	Studplate, strut to front frame	A082A4316F	1	1	1	
12	Setscrew, M10 x 25, strut to crossmember	A082A4311F	2	2	2	
13	Flat Washer, M10 x 24, bracing strut fixing	A075W1048Z	4	4	4	
14	Nyloc Nut, M10, " " " "	A075W4023F	8	8	8	
15	Reinforcing Plate, gearchange recess	A075W3011Z	8	8	8	
16	Bolt, M8 x 16, plate to chassis	P525.4705.017AF	1	1	1)
17	Flat Washer, " " " "	A075W1026Z	12	12	12) S4 and USA S4S from VIN #
	Cage Nut, M6, gearchange to chassis	A075W4020Z	12	12	12)
20	Crossbeam, engine bay stiffener	A082W6506F	4	4	4	
21	Bolt, M12 x 45, crossbeam to bracing tubes	P691.3011.013AR			1	
22	Spring Washer, " " " "	A075W1061F			4	* VIN R 1443 (Non USA)
25	Bracing Tube, crossbeam to chassis, RH	WS120011F			4	*R 1337
26	" " " " " LH	P691.3011.802CF			1	S 1391 (USA)
27	Setscrew, M12 x 35, bracing tubes to chassis	P691.3011.801CF			1	(Brembo Brakes)
30	Rear Crossmember	A075W1059Z			4	
	Bolt, M10 x 75, crossmember to chassis	A082A4244F	1	1	1	# VIN S 2031 (S4)
	Washer, M10 x 15, " " " "	A075W2059Z	4	4	4	S 3044 (USA)
	Nut, Nyloc, M10, " " " "	A075W4024Z	8	8	8	
		A075W3011Z	4	4	4	

1995 / 02

Esprit range: '93 M.Y. onwards
d6 30.01A



ESPRIT '93
 3101A

From: Angus, Brian
Sent: 27 January 2010 14:04
To: Hostler, John; Graham, Andy
Subject: Esprit Front Upright *C089C0163F obsolete*

John / Andy,
We have had a look at the drawings and suggest the customer fit the later (handed uprights) as a pair.
The Castor change will improve straight line stability a little.
We suggest the Steering Arms are also changed to the later items to retain 'bump steer' characteristics.

Esprit Springs and Dampers

Lotus is pleased to announce that a comprehensive development programme between Lotus, Bilstein and Eibach, has resulted in a rationalised range of road springs and dampers now being available for Esprit models from 1985 onwards. The new Bilstein dampers are supplied only in axle pairs, and are complete with eye bushes, removable lower spring seats and spindle dust cover.

It is recommended that for optimum dynamic performance and balance, the new dampers are fitted in complete vehicle sets. The spring seats supplied with the dampers are tailored to the new Eibach spring internal diameter of 81mm. If the original 76mm i/d rear springs are to be fitted on the new dampers, new 76mm seats may be ordered in addition, under part number LOTAC05449.

Notes:

- # All dampers and springs are supplied in pairs.
- # Good quality spring compressor clamps are required for spring/damper assembly.
- # Recommended to fit as complete vehicle set.
- # If retaining old rear springs, order in addition modified spring lower seat LOTAC05449 (supplied singly).
- # Damper bodies are machined with two grooves for the lower spring seat circlip. Use the top groove for standard ride height.
- # Fit the dust shield to the damper before assembling the spring and (original) top plate.
- # Where tapered front springs are used, the smaller diameter is uppermost.

Model	Front Damper Supplied in Pairs	Front Spring Supplied in Pairs	Rear Damper Supplied in Pairs	Rear Spring Supplied in Pairs
V8	LOTAC05397	LOTAC05399	LOTAC05398	LOTAC05400
Sport 350	LOTAC05397	LOTAC05415	LOTAC05398	LOTAC05420
Sport 300	LOTAC05404	LOTAC05414	LOTAC05405	LOTAC05419
S4/S4S/GT3	LOTAC05404	LOTAC05413 / 5445*	LOTAC05405	LOTAC05418
SE	LOTAC05404	LOTAC05412	LOTAC05405	LOTAC05417
X180	LOTAC05404	LOTAC05437	LOTAC05405	LOTAC05417
85-87 AC	LOTAC05404	LOTAC05411	LOTAC05405	LOTAC05417

* 5445 for early cars - refer to parts list

POLYBUSH FOR FRONT SUSPENSION

- LOTAC 05453 Upper Wishbone. Set of 4
- 54 Lower Link Main (annot. 2) ~~Each~~ Set of 2
- 55 Anti Roll Bar to lower link Pair
- 56 ARB Clamp Bush Pair
- 58 Lower Link front bush - tapered Set of 4
- 59 " " " " - straight Pair



FUNCTION CODE	CONTENTS: Front Suspension & Hubs	QUANTITY		REMARKS	
		S4/ S4S	SPORT 300		
31.01A	PART DESCRIPTION	PART NUMBER			
1	Vertical Link, RH	A082C4134F	1	1	Green colour code Red colour code
	" " LH	A082C4135F	1	1	
2	Steering Arm, RH	A082C4212F	1	1	* VIN R 1443 (Non-USA) + R 1377 S 1391 (USA) (Brembo Brakes)
	" " LH	A082C4211F	1	1	
3	Setscrew, M12 x 35, steering arm to link	A075W1059Z	2	2	
4	Washer, spring, " " " "	A075W4069F	2	2	
5	Bolt, M12 x 45, " " " "	A075W1061Z	2	2	
6	Washer, spring, M12, " " " "	A075W4069F	2	2	
7	Shield, Brake Disc, RH	A082C4190F	1		
	" " " " "	P525.3301.806AF		1	
	" " " " LH.	A082C4189F	1		
	" " " " "	P525.3301.805AF		1	
8	Setscrew, disc shield to vertical link	A075W1039F	2	2	
9	Washer, flat, " " " "	A075W4021F	2	2	
10	Hub, front (58mm wheel spigot)	A082C4233F	2		Prior VIN * From VIN *
	" " "	A082C4239K	2		
	" " "	A082C4233F		2	
11	Bearing, inboard, front hub	A089C8004F	2	2	
12	" outboard, " "	A089C8005F	2	2	
16	Grease Seal, front hub	A089C8003F	2	2	Alternative to A089D8003F
17	Washer, claw, bearing retaining	A089C8006F	2	2	
18	Nut, castellated, " "	A089C8007F	2	2	
19	Split Pin, hub nut retaining	A075W6222F	2	2	
20	Locking Cap, hub nut	A089C8009F	2	2	
21	Grease Cap, front hub	A089C8008F	2	2	
22	Arm, upper wishbone, front	A082C4216F	2	2	
	" " " rear	A082C4217F	2	2	
	Washer Plate, camber adjust, 10.5mm	A100C0109F))	
	" " " " 11.5mm	A100C0125F) 4) 4	
	" " " " 12.5mm	A100C0110F))	
	" " " " 14.0mm	A100C0111F))	
23	Pivot Bush, upper wishbone	X036C6004F	4	4	
24	Stud, 1/2" UNF x 262, upper wishbone pivot	A082C4223F	2	2	
25	Buffer Washer, pivot bush	A075C0149D	8	8	



FUNCTION CODE	CONTENTS: Front Suspension & Hubs	QUANTITY		REMARKS
		S4/S4S	SPORT 300	
31.01A	PART DESCRIPTION	PART NUMBER		
26	Nut, 1/2" UNF Nyloc, wishbone pivot stud	A075W3005F	4	4
27	Locknut, 1/2" UNF, wishbone pivot stud	A075W3017F	2	2
28	Shim Washer, castor adjust, 1.5mm	A082C4091F	A/R	A/R
	" " " " 3.0mm	A082C4092F	A/R	A/R
	" " " " 6.0mm	A082C4093F	A/R	A/R
29	Ball Joint, upper	A036C6007F ^Z	2	2
30	Nut, Torqloc, 7/16" UNF, ball joint to link	A075W3004F	2	2
31	Bolt, M8 x 122, ball joint to wishbone, inboard	A075W2050Z	2	2
32	" M8 x 85, " " " " outboard	A082W2121F	2	2
33	Nut, M8 Nyloc, " " " "	A075W3010F	4	4
34	Washer, flat, " " " "	A079W4019F	4	4
35	Shim plate, castor adjust, 1.5mm	B082C4090F	8	8
	" " " 3.0mm	B082C4089F	4	4
36	Lower Wishbone, LH	B082C4221F	1	
	" " " "	F691.3101.007AF		1
	" " RH	B082C4220F	1	
	" " " "	F691.3101.006AF		1
37	Pivot Bush, lower, wishbone, rear	A075C6000F	2	2
38	" " " " front	A082D4084F	2	2
39	Bush, anti-roll bar to lower wishbone	A082C6040F	2	2
	Circlip, internal, a/r bush to lower link	A082C6039F	4	4
40	Ball Joint, lower	A089C6089F	1	1
41	Nut, M14 Nyloc, lower ball joint to vert. link	A075W3069Z	2	2
42	Pivot Bolt, 1/2" UNF x 5 3/4"	A082A6048F	2	2
43	Nut, 1/2" UNF Nyloc, lower link pivot bolt	A075W3005F	2	2
43A	Washer, flat, " " " "	A075W4007Z	2	2
44	Pivot Bolt, 1/2" UNF x 2 3/4"	A075W2097F	2	2
45	Nut, 3/8" UNF Nyloc, lower link pivot bolt	A075W3005F	2	2
46	Anti-Roll Bar, front	D082C4222F	1	1
47	Split Bush, anti-roll bar to chassis	A082C4232F	2	2
48	Clamp, " " " " "	A082C4047F	2	2
	Spacer, 6mm, rad. brace to a/r bar clamp	A082C4093F	2	2

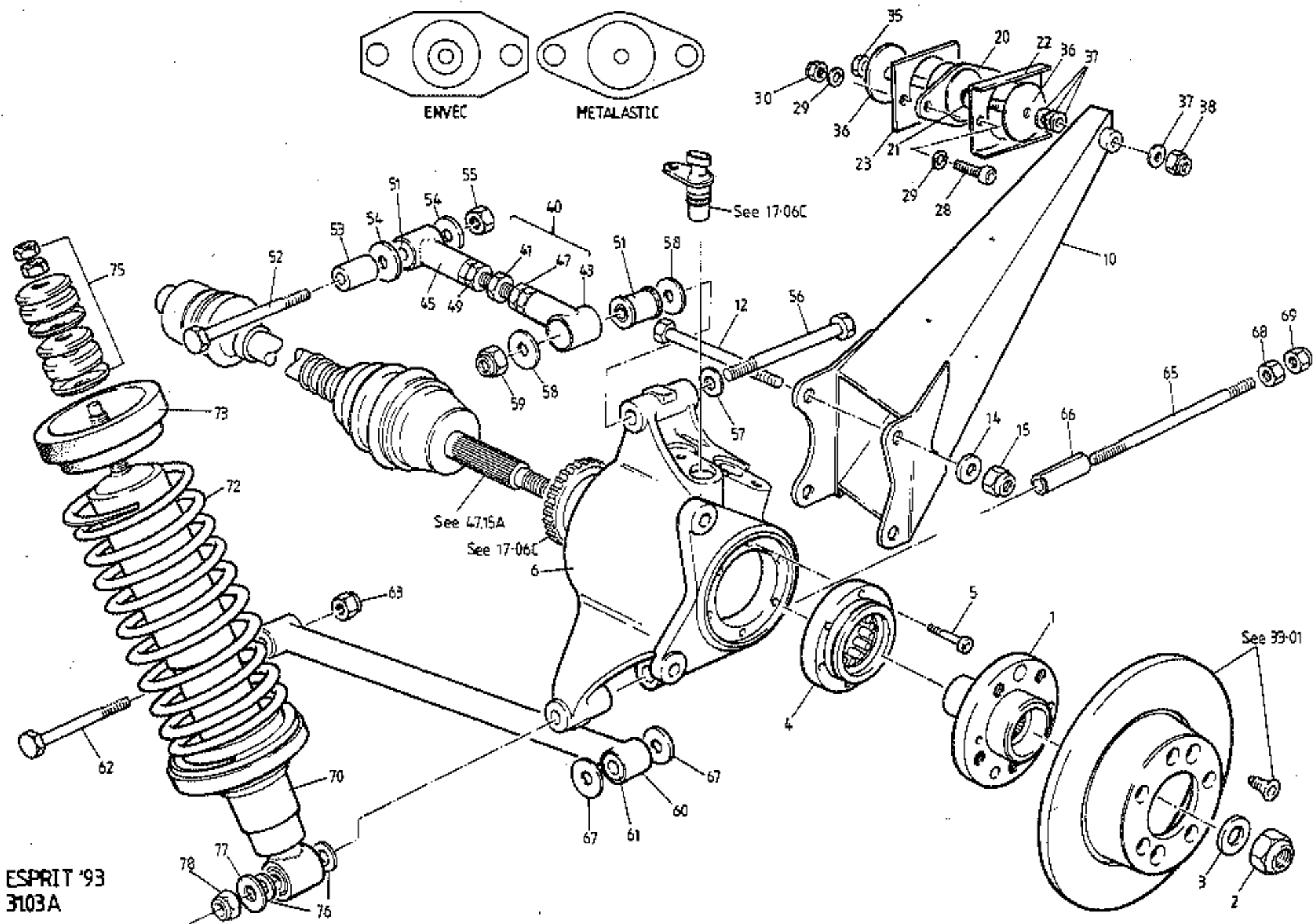
) Slotted plate replaces plate
) with holes

M14 x 1.5
Lower link rear to chassis

Lower link front to chassis



FUNCTION CODE	CONTENTS: Front Suspension & Hubs	QUANTITY		REMARKS
		S4/S4S	SPORT 300	
31.01A	PART DESCRIPTION	PART NUMBER		
49	Setscrew, M12 x 50, ARB/rad. brace to chassis	A100N2116F	2	2
49A	Setscrew, M12 x 35, ARB to chassis (rear)	A079W1059F	2	2
49B	Washer, flat, " " "	A075W4028Z	4	4
50	Spacer, " " "	A082C4093F	2	2
51	Nut, M12 Nyloc, " " "	A075W3012Z	4	4
52	Abutment Plate, spring/damper top	B082C4075F	2	2
53	Washer, abutment plate to chassis	A075W4020F	8	8
54	Nut, M8, " " " "	A075W3010F	8	8
55	Insulator, front spring top	A082C4069F	2	2
56	Road Spring, conical, Yel/blue/green colour code	A082C4238F	2	
	" " " Blue/blue/white " "	A082C4242F <i>A.C.</i>	2	
	" " " Red/blue/white " "	A082C4241F	2	
	" " " Red/blue/white " "	A082C4241F <i>← 3</i>	2	
	" " " White colour code	P525-3101-101AF		2
57	Damper, front, Yellow/red colour code	A082C4237F	2	
	" " Part No. stamped on casing	A082C4240F	2	
	" " " " " " " "	A082C4240F	2	
	" " Blue colour code	P691.3101.001BF		2
58	Bolt, 1/2" UNF x 3 1/2", damper to lower wishbone	A079W2088F	2	2
58A	Washer, Flat, " " " "	A075W4007Z	2	2
59	Nut, 1/2" UNF Nyloc, " " " "	A075W3005F	2	2
60	Bush Kit, damper top stem	A082C6036F	2	2
61	Blanking Plug, plastic	A089U6089F	2	2
62	Cover, wishbone stud access	A079U4352K	2	2
63	Grommet, " " "	A082B6057F	2	2
64	Screw, No.6 x 3/8", cover fixing	A075W5C11Z	8	8
65	Bracket, ABS cable support/brake hose abutm. RH	B082J4240F	1	
	" " " " to vertical link "	A082J4378F	1	
	" " " " " " " "	P691.3101.006AF		1
	" " " " /brake hose abutm. LH	B082J4239F	1	
	" " " " to vertical link "	A082J4379F	1	
	" " " " " " " "	P691.3101.005AF		1
				Prior '95 M.Y.) 25 1/2" dia 341 '95 M.Y. prior # VIN) S4 41 1/2" dia From # VIN) 41 1/2" dia (Lower than 4-1/2") S4S 45 1/2" dia Prior VIN #) S4 From VIN #) S4S Prior VIN * From VIN * Prior VIN * From VIN * * VIN R 1443 (Non USA) + R 1377 S 1391 (USA) (Brembo Brakes) # VIN S 2031 (S4) (CFC free) S 3044 (USA) Esprit range: '93 M.Y. onwards d7 Page 3 31.01A



ESPRIT '93
3103A

Introduction of Polybush Kit LOTAC05448 - Esprit Rear Suspension Linke

Following on from development work undertaken with Bilstein on replacement spring/damper assemblies for Esprit models, Lotus is also pleased to announce the availability of a Polybush Kit suitable for the rear suspension of most Esprit models.

Lotus and Polybush have jointly undertaken to develop synthetic pivot bushes to replace the original rubber based bushes used in the suspension links of Esprit models. The original bush attributes were first quantified in terms of shore hardness, hysteresis characteristics and radial, axial and torsional stiffness, before attempting to replicate in synthetic material and evaluating on both Lotus' compliance rig, and road and track trials. Computer modelling was then undertaken to help understand synthetic bush hysteresis and establish the design and material required to provide the desired suspension characteristics, including such contradictory elements as high dynamic response and low noise transmission.

After many months of work, a specification was determined for the rear suspension top and bottom transverse links of the Esprit, to replace original bush A082D4084F. The new bushes are supplied only in a set of 8 under part number LOTAC05448, to service all four rear links. These red coloured polyurethane bushes are unique to the Lotus application and should not be confused with red bushes supplied by any other company. The new bush should not be used for any other Lotus application of A082D4084F at this stage.

Lotus and Polybush are continuing development work on service replacement suspension bushes for other Lotus applications, and will release further information as this work is completed.

Details

<i>Description</i>	<i>Part number</i>	<i>Qty</i>
Polybush Kit	LOTAC05448	1/car (8 bush set)

Application

Rear suspension top and bottom transverse links of all Esprit models from 1981 S3 to 2004 V8, where A082D4084F is fitted (not early Turbo with Compomotive wheels).

Comments

- Should be fitted only in vehicle set of 8 bushes.
- Red coloured polyurethane, unique Lotus specification.
- Benefits to dynamic response, refinement and durability.
- Do not use for other applications of A082D4084F.
- Bush insertion tool T000T0541F may be used to aid assembly.



FUNCTION CODE	CONTENTS: Rear Suspension & Hubs	QUANTITY		REMARKS
		S4/S4S	SPORT 300	
31.03A	PART DESCRIPTION	PART NUMBER		
1	Rear Hub	B082D6019F	2	2
2	Nut, hub/driveshaft retaining	A082D6026F	2	2
3	Washer, flat, " "	A082D6025F	2	2
4	Double Ball Bearing, rear hub	A082D6020F	2	2
5	Bolt, cap head, bearing to hub carrier	A082D4106F	12	12
6	Hub Carrier, RH	B082D4142K	1	
	" " "	C082D4142K	1	Prior VIN * R/B C082D4142K From VIN * (with hole for park cable)
	" " "	P625.3103.002AK		1
	" " LH	B082D4141K	1	Prior VIN * R/B C082D4141K
	" " "	C082D4141K	1	From VIN * (with hole for park cable)
	" " "	P625.3103.001AK		1
10	Radius Arm, RH	B082D4110J	1	1
	" " "	C082D4110J	1	1
	" " LH	B082D4111J	1	1
	" " "	C082D4111J	1	1
12	Bolt, M10 x 130, radius arm to hub carrier	A075W2065F	4	
	" M10, caphead, radius arm to hub carrier/ caliper block	SC101501F		4
14	Washer, M10 x 20, " " " " "	A075W4024Z	4	
15	Nut, M10 Nyloc, " " " " "	A075W3011Z	4	
20	Mounting Rubber, radius arm to chassis	A046D6000F	2	Prior '95 M.Y.
	" " " " " "	P525.3103.600AF	2	Orange colour code, '95 M.Y. onwards
	" " " " " "	P691.3103.005AF		2
	" " " " " "	P525.3103.600AF		2
21	Spacer Washer, rad. arm mtg./outboard snub wash.	P691.3103.006AF		2
22	Reinforcing Plate, " " " "	C079D4013F	2	2
23	Spacer Plate, toe-in adjust, 0.9mm	C079D4051F	A/R	A/R
	" " " " " 1.5mm	A079D4051K	A/R	A/R
	" " " " " 6.0mm	B079D4051K	A/R	A/R
26	Setscrew, M8 x 30, mounting rubber to chassis	A075W4040Z))
	" M8 x 35, " " " "	A075W1041Z)4)4
	" M8 x 45, " " " "	A075W2040Z))
29	Washer, spring, " " " "	A075W4023F	4	4
30	Nut, M8 Nyloc, " " " "	A075W3010Z	4	4

* VIN R 1443 (Non-USA) + R 1377
S 1391 (USA)
(Brembo Brakes)

1995 / 02



FUNCTION CODE	CONTENTS: Rear Suspension & Hubs	QUANTITY		REMARKS
		S4/S4S	SPORT 300	
31.03A	PART DESCRIPTION	PART NUMBER		
35	Bolt, 7/16" UNF x 4 1/2", radius arm to mounting	A075W2087F	2	2
36	Snubber Washer, 7/16" x 1 1/2", rad. arm mounting	A075W4006Z	4	4
37	Washer, toe-in adjust	A075W4005Z	10	10
38	Nut, 7/16" Torqloc, radius arm mounting bolt	A075W3004Z	2	2
	Top Link (less bushes) fixed length	B082D4118F	2	
40	" " Assy. (less bushes), adjustable length	A082D4166J	2	2
41	Adjuster Trunnion, upper link	A082D6038F*	2	2
43	End Piece, upper link, RH thread	A082D4164F*	2	2
45	" " " " LH " "	A082D4165F*	2	2
47	Locknut, M16 x 1.5, RH thread, upper link	A082W3122F*	2	2
49	" M16 x 1.5, LH " " " "	A082W3123F*	2	2
	Top Link Assy. (less bushes), adjustable length	P625.3103.801AJ		2
	Adjuster Trunnion, upper link	P625.3103.005AL		2
	End Piece, upper link, RH thread	P625.3103.004AF		2
	" " " " LH " "	P625.3103.003AF		2
	Locknut, M16 x 2, RH thread upper link	P625.3103.602AF		2
	" M16 x 2, LH " " " "	P625.3103.603AF		2
51	Bush, top link	A082D4084F	4	4
52	Bolt, 1/2" UNF x 4 1/2", top link to chassis	A079W2023F	2	2
53	Spacer, top link to chassis	A082D4099F	2	2
54	Snubber Washer, top link inboard bush	A079W4083F	4	4
55	Nut, 1/2" UNF Nyloc, top link to chassis	A075W3005Z	2	2
56	Bolt, 1/2" UNF x 5 1/2", top link to hub carrier	A079W2091F	2	2
57	Washer, hardened, " " " " " "	A074D6003Z	2	2
58	Snubber Washer, " " " " " "	A079W4083F	4	4
59	Nut, 1/2" UNF Nyloc, " " " " " "	A075W3005Z	2	2
60	Lower Link (less bushes)	B082D4083F	2	2
61	Bush, lower link	A082D4084F	4	4
62	Bolt, 1/2" UNF x 2 1/2", lower link to chassis	A075W2097F	2	2
63	Nut, 1/2" UNF Nyloc, " " " " " "	A075W3005Z	2	2
65	Stud, lower link to hub carrier	B079D4024F	2	2
66	Split Spacer, hub carrier front lug	B082D4079F	2	2
67	Snubber Washer, lower link to hub carrier	A079W4083F	4	4
68	Locknut, 1/2" UNF, lower link outboard stud	A075W3017Z	2	2

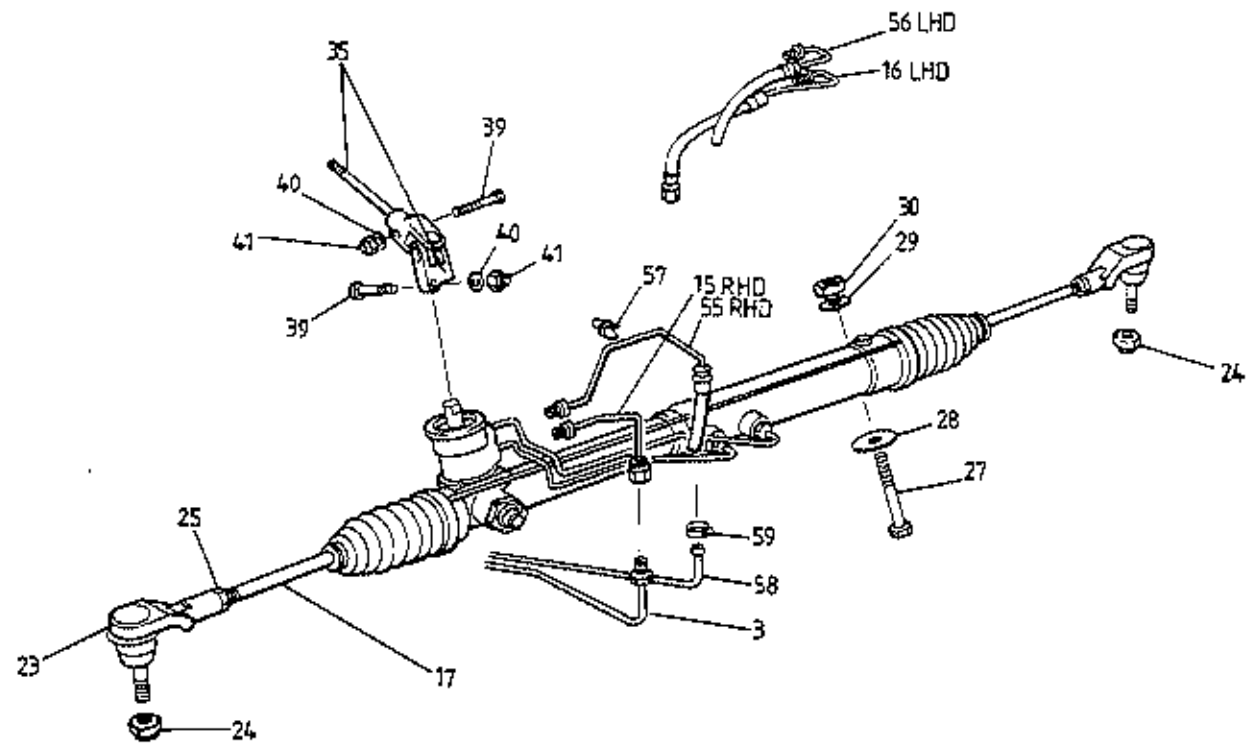
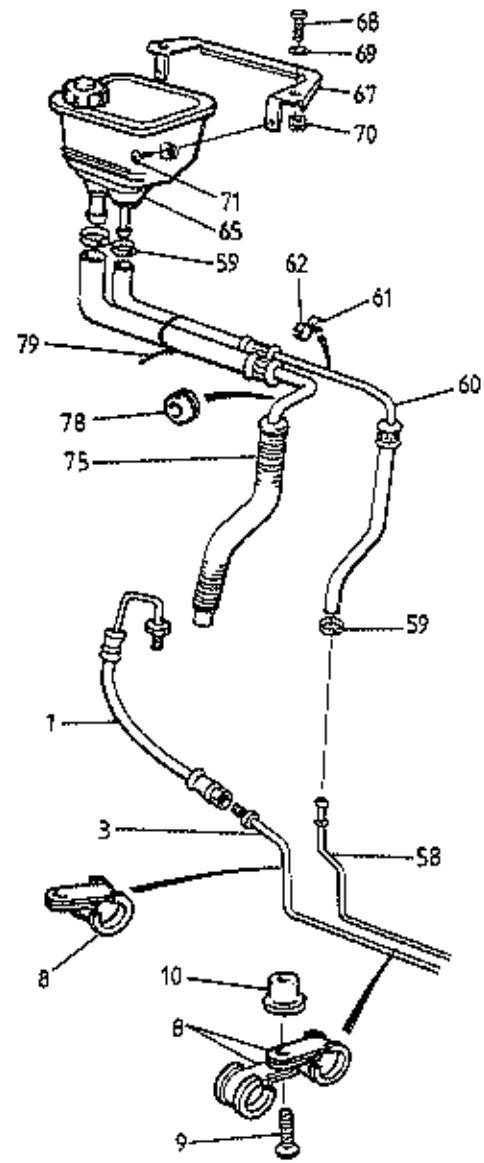
R/B A082D4166J
Inc. * items

R/B S4 Assembly A082D4166J
)
)
) Part of P625.3103.801AJ
)
)
)

1995 / 02



FUNCTION CODE	CONTENTS:	Rear Suspension & Hubs		QUANTITY		REMARKS
		PART DESCRIPTION	PART NUMBER	S4/S4S	SPORT 300	
31.03A						
69	Nut, 1/2" UNF Nyloc, lower link outboard stud	A075W3005Z	2	2		
70	Damper, rear, Green/white colour code	A082D4158F	2			Prior VIN #) S4 + USA S4S
	" " Part No. stamped on casing	A082D4168F	2			From VIN #)
	" " " " " " " "	A082D4168F	2			Non USA S4S
	" " Orange colour code	P691.3103.001BF		2		
72	Road Spring, rear, Blue/blue/yel colour code	A082D4154F	2			Prior VIN # > S4 + USA S4S 42 N/ann
	" " " Green/blue/green colour code	A082D4169F <i>G-TS</i>	2			From VIN # > 45 N/ann
	" " " " " " " "	A082D4169F	2			Non USA S4S
	" " " Orange colour code <i>P625</i>	P625.3103.085AF		2		<i>42 N/ann</i>
73	Insulator, road spring to chassis	A079D4028F	2			Prior VIN #) S4 + USA S4S
	" " rear spring seat	P625.3103.009AF	2			From VIN #)
	" " " "	P625.3103.009AF	2	2		Non USA S4S
75	Bush Kit, damper top stem (M10)	A082C6036F	2	2		
76	Spacer Washer, damper lower fixing	A075W4028Z	4	4		
77	Washer, flat, " " "	A075W4008Z	2	2		
78	Nut, 1/2" UNF Nyloc, damper to hub carrier	A075W3005Z	2	2		
	Grommet, RH wheelarch	A082U6073F	1	1		
						# VIN S 2031 (S4) S 3044 (USA)



ESPRIT '93
3203A



FUNCTION CODE	CONTENTS: Power Steering Rack, Lower Column	QUANTITY		REMARKS
		RHD	LHD	
32.03A	PART DESCRIPTION	PART NUMBER		
1	Pipe, high pressure, pump to chassis pipe	A082H4055F	1	1
3	Pipe, high pressure, chassis underside	A082H4056F <i>Supplied Stock</i>	1	1
8	'P' Clip, chassis pipe to chassis	A075Q6013Z	17	17
9	Screw, M5 x 20, 'P' clip fixing	A075W5084F	10	10
10	Rawlnut, M5, " " "	A075W6074F	10	10
15	Pipe, high pressure, chassis pipe to rack assy.	A082H4061F	1	
16	Pipe, high pressure, chassis pipe to rack assy.	A082H4059F		1
17	Power Assisted Rack & Pinion Assembly	A082H6044F	1)
	" " " " " "	A082H6043F		1
	" " " " " "	P691.3203.002AK	1)
	" " " " " "	P691.3203.001AK		1
	Rackstop	P691.3203.003AF	2	2
	Clamp, PAS rack gaiters, large	P691.3203.601AF	2	2
	" " " " small	P691.3203.602AF	2	2
	Gaiter, track rod to rack housing	P691.3203.603AF	2	2
	<i>Gaiter</i> Overhaul Kit, PAS rack & pinion assembly	P691.3203.604AJ	1	1
23	Track Rod End	A082H6063S	2	2
24	Nut, M12, track rod end to steering arm	A082H4036F	2	2
25	Locknut, track rod end to track rod	A082H6064S	2	2
26	Collar, rack assembly mounting to chassis	A082H4052F	4	4
27	Bolt, M12 x 85, rack assembly to chassis	A082W2119F	2	2
28	Washer, M12 flat, " " " "	A075W4071F	4	4
30	Nut, M12 Nyloc, " " " "	A075W3012Z	2	2
35	Intermediate Column & Universal Joint Assy.	B082H4048F	1	
	" " " " " "	B082H4049F		1
39	Pinch Bolt, M8 x 40, universal joint	A075W2039D	2	2
40	Washer, flat, u/j pinch bolt	A075W4020Z	2	2
41	Nut, M8 Nyloc, u/j pinch bolt	A907E6284F	2	2
55	Pipe, low pressure, rack assy to chassis pipe	B082H4062F	1	
56	" " " " " " " "	A082H4060F		1
57	Clip, low pressure pipe to chassis front box	A910E6592F	1	
58	Pipe, reservoir hoses above LH tank	A082H4057F	1	1

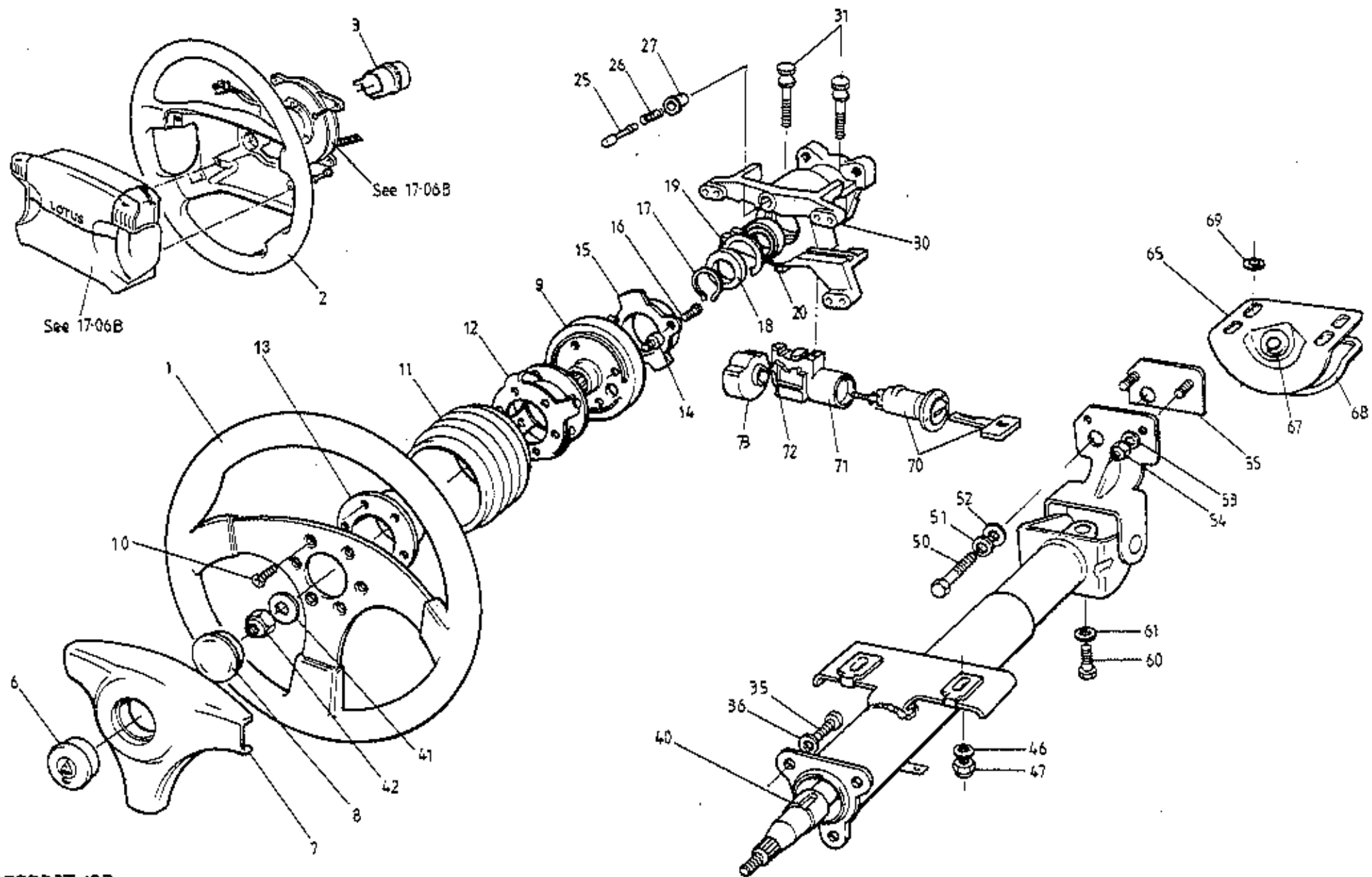
) > S4
) inc. track rod ends >
) }
) } Sport 300
) }
 - Gaiter + clamp

1995 / 02



FUNCTION CODE	CONTENTS: Power Steering Rack, Lower Column	QUANTITY		REMARKS
		RHD	LHD	
32.03A	PART DESCRIPTION	PART NUMBER		
59	Hose Clip, 12 - 20 mm, PAS hose fixing	A079M6132F	3	3
60	Pipe, low pressure, chassis pipe to reservoir	A082H4058F	1	1
61	Swivel Clip, reservoir feed to return hose	A082W6331F	1	1
62	" " " " " " " "	A082W6338F	1	1
65	Reservoir, PAS fluid	A082H6045F	1	1
	Fluid, power steering	C100E6088V	2 lit.	2 lit.
67	Bracket, PAS Reservoir mounting	A082H4063F	1	1
68	Screw, M6 x 40, bracket fixing	A082W7104F	2	2
69	Washer, M6 x 12, bracket fixing	B100W4127F	2	2
70	Cage Nut, M6, bracket fixing	A100W6362F	2	2
71	Screw, No.6 x 1/2", reservoir to bracket	A075W5014Z	2	2
75	Hose, low pressure, reservoir to pump	B082H4054F	1	1
	" " " " " " " "	P691.3203.801AK	1	1
	'P' Clip, open, low pressure hose to tankboard	A075W6230F	1	1
	Pop Rivet, 'P' clip to tankboard	A075W6068Z	1	1
78	Grommet, PAS hose thro' sidewall	A082H6061F	1	1
	Grommet, PAS pipe thro' fuel tank well	X036B6167Z	1	1
79	Tie wrap, low pressure PAS pipe reservoir to pump	A075W6038Z	1	1

) Above LH fuel tank
)
 S4
)
) Sport 300
)



ESPRIT '93
3205A



FUNCTION CODE	CONTENTS: Upper Steering Column & Wheel, Steering Lock/Ign. Switch	QUANTITY		REMARKS
		NON S.I.R.	S.I.R.	
	PART DESCRIPTION	PART NUMBER		
1	Steering Wheel Assembly	A082H6047F	1	
	Steering Wheel Assembly	P691.3205.001A	1	1
2	Steering Wheel	B082H4033F		
	Steering Wheel, black leather trimmed	A082H6048H*	1	
	Steering Wheel, Alcantara trimmed	P691.3205.002AH*	1	
3	Self Cancelling Bush	B082M4848F	1	1
6	Horn Button (with logo)	A082H6050H*	1	
7	Crash Pad, steering wheel centre	A082H6049H*	1	
9	Boss, wheel to splined shaft	A082H6051H* ^{A082H} 6051H	1	Alloy
10	Screw, steering wheel to spider	A082H6056H* ^{A079H} 6056H	1	(PK of 6)
11	Rubber Cover, steering wheel spider	A079H6012H* ^{A082H6053H}	1	
12	Spider, steering wheel to boss	A082H6054H*	1	steel
13	Ring - Horn push Location	A082H6055H*	1	
14	Screw, boss to spider	A082H6058H* ^{PHW} 5216	4	
15	Slip Ring Assembly - Horn	A082H6052J*	1	
16	Screw, slip ring to boss	A082H6057H* *	2	
17	Circlip, cushion retaining	A082H6036F	1	1
18	Cushion, rubber	A082H6035F	1	1
19	Circlip, bearing retention	A082W6380F	1	1
20	Bearing, steering column upper support	A082H6037F	11	1
25	Horn Pin	A100H6013F	11	1
26	Spring, horn pin	A100H6050F	11	1
27	Horn Push	C100H0029F	1	1
30	Carrier, steering column bearing	C082H4035F	1	1
31	Shearbolt, lock housing to bearing carrier	C082H4045F	2	2
35	Setscrew, M6 x 18, bearing carrier to column	A075W1029Z	3	3
36	Washer, spring	A075W4035Z	3	3
40	Steering Column Assembly, upper	A082H6034F	1	1
	Steering Column Assembly, upper	A100H6049F	1	1
41	Washer, flat, steering wheel to column	A075W4008Z	1	1
42	Nut, M12, Nyloc, steering wheel to column	A082H4036F	1	1
46	Washer, flat, column to skuttle beam	A075W4021Z	2	2
47	Nut, M8, Nyloc, column to skuttle beam	A075W3010Z	2	2
		A082H6051H	1	

S4) incl. items marked*
Sport 300)
For S.I.R inflator module see 17.06B
S4 > incl. crash pad & button
Sport 300 >

* Either order 2x A075W5020F and top bread in the box prior to selling to the customer or M3 top/bottom locally sourced. There is no drawing for A082H6056H

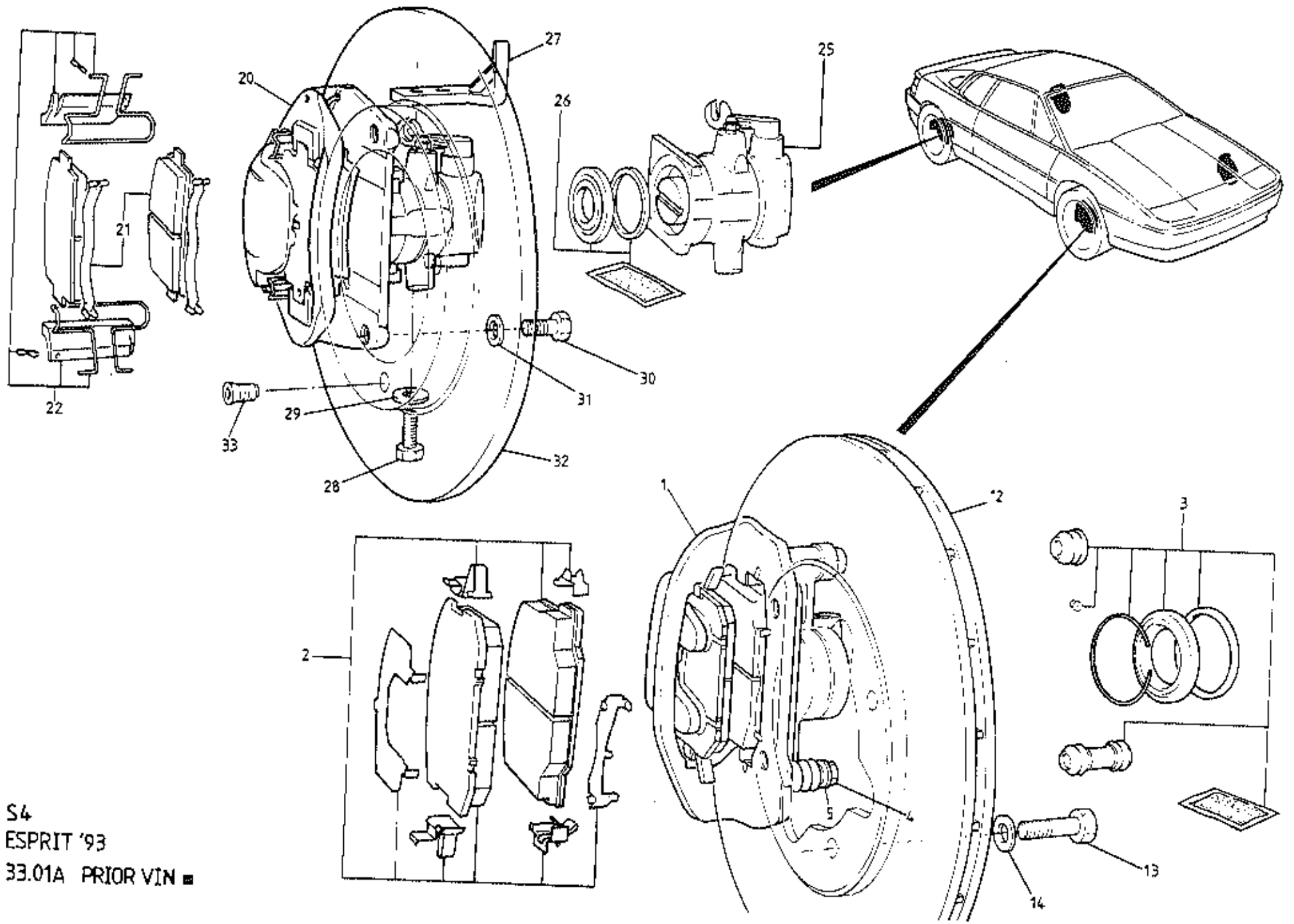
) Alternatives
)

HORN PUSH

8



FUNCTION CODE	CONTENTS: Upper Steering Column & Wheel, Steering Lock/Ign. Switch	QUANTITY		REMARKS
		NON S.I.R.	S.I.R.	
32.05A	PART DESCRIPTION	PART NUMBER		
50	Setscrew, M8 x 20, column to pedal box	A075W1038Z	1	1
51	Washer, spring " " " "	A075W4048Z	1	1
52	Flat Washer, " " " "	A075W4021Z	1	1
53	Flat Washer, M5, spacer to column bracket	A075W4011Z	2	>
54	Nut, M5 Nyloc, " " " "	A075W3008Z	2	> RHD
55	Spacer, column to pedal box	A082H4066F	1	>
60	Bolt, M10 x 32, steering column lower joint	C082H4044F	1	1
61	Washer, spring, " " " "	A079W4070F	1	1
65	Infill panel, steering column/bulkhead	A082B5048K	1	RHD
	" " " " " "	A082B5047K	1	LHD
67	Seal, steering column/bulkhead	A082H6046F	1	1
68	Foam seal, infill panel to bulkhead	A100B0431V	A/R	A/R
69	Starlock fastener, " " "	A082W6507F	4	4
70	Barrel & Keys, steering column lock	A082H6039H	1	1
71	Housing, steering column lock	A082H6038H	1	1
72	Grub Screw, ignition switch fixing	A082H6041H	1	1
73	Ignition Switch	A082H6460H	1	1



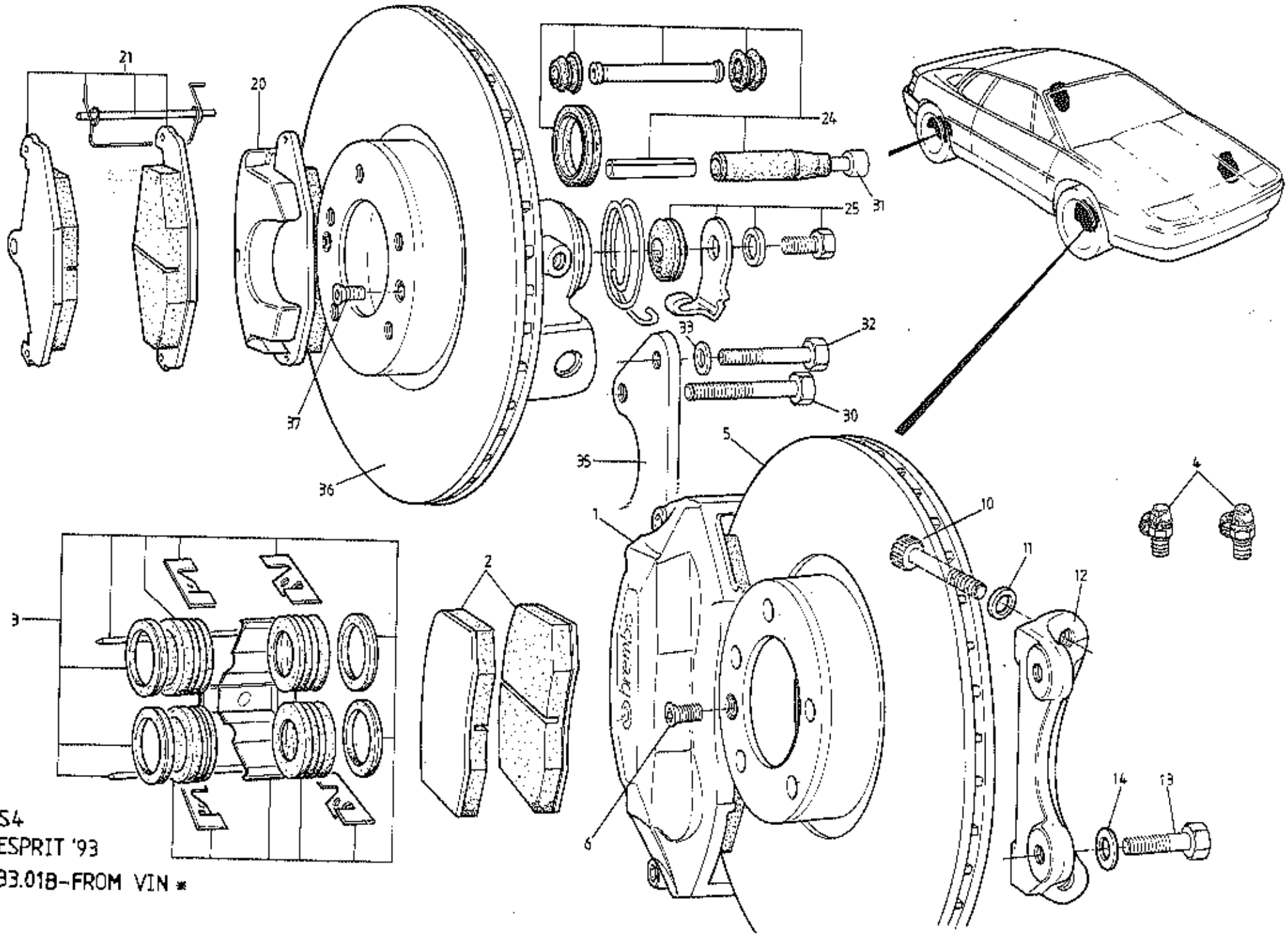
S4
 ESPRIT '93
 33.01A PRIOR VIN ■



FUNCTION CODE	CONTENTS:	S4 Prior VIN *: Brake Calipers & Discs (TMC/Bendix)		QUANTITY		REMARKS
		PART DESCRIPTION	PART NUMBER	S4		
33.01A						
1	Brake Caliper Assembly, front, RH	A089J8056F	1) Less brake pads		
	" " " " LH	A089J8057F	1)		
2	Brake Pad Set, front (inc. anti-rattle springs)	A082J6109F	1	Ferodo 3432F		
3	Caliper Repair Kit, front	A089J8025F	1	inc. piston seal, piston boots, locking clips & grease.		
4	Bolt, caliper swing release	A089J8068F	2			
5	Bush, lower, caliper sliding	A089J8069F	2			
6	Bleed Nipple, front caliper	A089J8026F	2			
7	Dust Cap, bleed nipple	A089J8013F	2			
	Bolt, caliper mounting	A089J0358F	4			
	Washer, spring, caliper mounting	A075W4069F	4			
	" flat, " "	A075W4028Z	4			
12	Brake Disc, front, ventilated	A089J8014F	2			
13	Bolt, brake disc to hub	A089C8013F	8			
14	Washer, " " " "	A089C8014F	8			
20	Brake Caliper Assembly, rear, RH LH	A082J6107F	1) inc. brake pads A082J6110F		
	" " " " LH RH	A082J6108F	1)		
21	Brake Pad Set, rear (inc. anti-rattle springs)	A082J6110F	1	Ferodo 3432F		
22	Accessory Kit, rear calipers	A082J6078F	1	inc. anti-rattle springs, locking clips, retaining plates, springs & bleed caps		
25	Cylinder Assembly, RH	A082J6106S	1	> inc. locking pin & spring		
	" " LH	A082J6105S	1	>		
26	Seal Kit, rear caliper	A082J6079F	2	inc. piston seal, piston boot, locking clips & grease		
27	Abutment Bracket, parking brake cable, RH	A082J4176F	1			
	" " " " " LH	A082J4175F	1			
28	Setscrew, M8 x 20, abutment bracket to caliper	A075W1038Z	4			
29	Washer, spring, " " " "	A075W4036Z	4			
30	Bolt, M12 x 30, caliper mounting	A089R0142F	4			
31	Washer, shakeproof, " "	A089J8018F	4			
32	Brake Disc, rear	A082D4108F	2			
33	Screw, brake disc retaining	A082C6037F	4			

* VIN R 1443 (Non-USA) + R 1377
S 1391 (USA)
(Brembo Brakes)

Esprit range: '93 M.Y. onwards
S4 Prior VIN * 33.01A



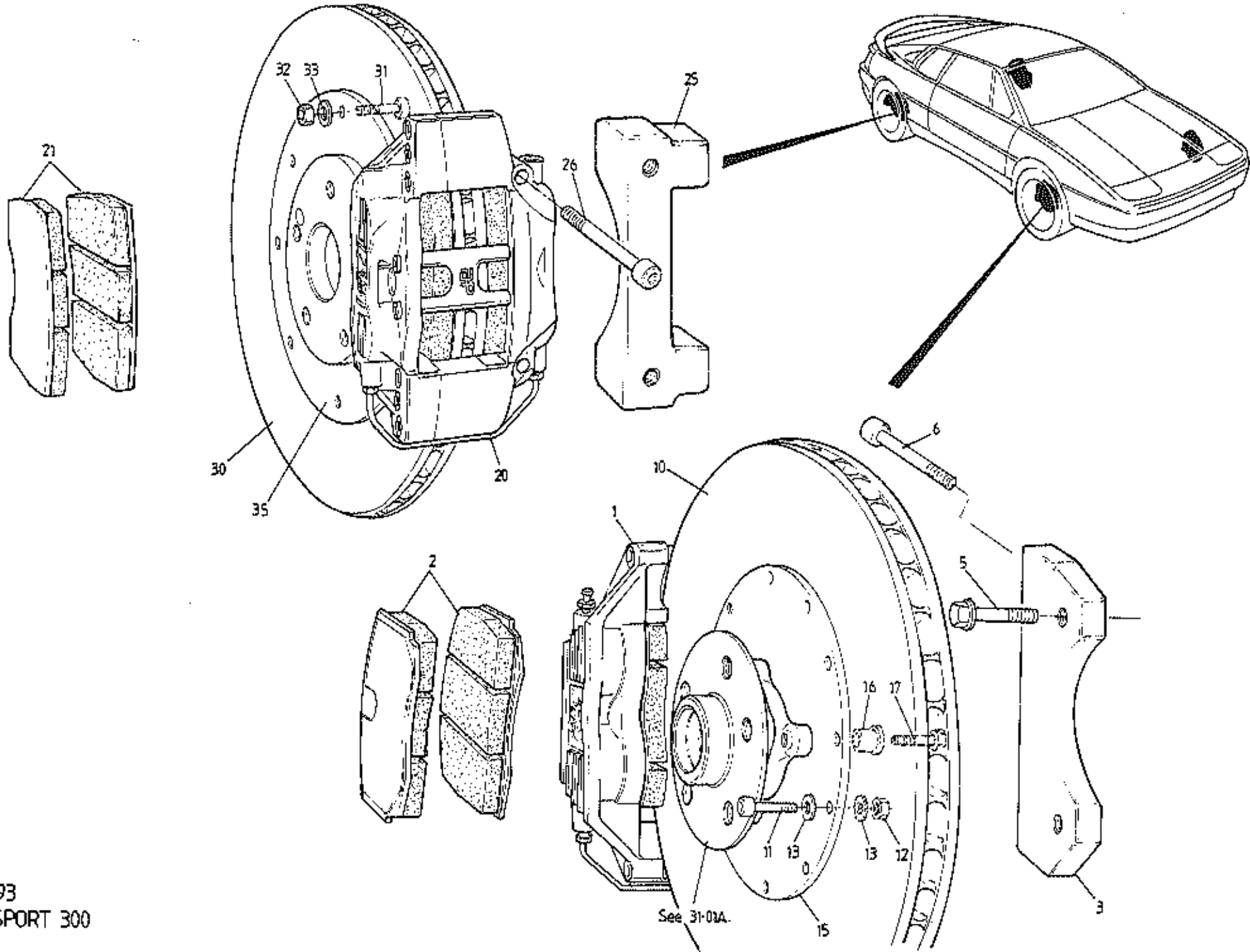
S4
 ESPRIT '93
 33.018-FROM VIN *



FUNCTION CODE	CONTENTS:	S4 From VIN *: Brake Calipers & Discs (Brembo)		QUANTITY		REMARKS
		PART DESCRIPTION	PART NUMBER	S4		
33.01B						
1	Brake Caliper Assembly, front, RH	A082J4382F	1) inc. brake pads	
	" " " " LH	A082J4383F	1)	
2	Brake Pad Set	A082J6156S	1		(TRF)	
3	Caliper Seal Kit, front <i>Accessories</i>	A082J6163S	1		inc. support plates, piston seals, boots, support pins & retaining clip	
4	Bleed Nipple Kit, front & rear calipers	A082J6161S	2		inc. 2 nipples & 2 dust caps	
5	Brake Disc, front, ventilated	A082J4380F	2			
6	Screw, M10, brake disc retention	A082J4381F	2			
10	Capscrew, M12 x 65, caliper to adaptor brkt.	A100W7083F	4			
11	Washer, caliper to adaptor bracket	A082J4386F	4			
12	Adaptor Bracket, caliper mounting	A082J4376K	2			
13	Setscrew, M12 x 35, bracket to hub carrier	A075W1059Z	4			
14	Washer, spring, " " " "	A075W4069F	4			
20	Brake Caliper Assembly, rear, RH	A082J6150F	1) inc. brake pads	
	" " " " LH	A082J6151F	1)	
21	Brake Pad Set, (inc. anti-rattle springs & pins)	A082J6157S	1			
24	Sliding Pin Bush Kit, rear calipers <i>Shank</i>	A082J6162S	2		inc. sleeves, boots & piston seals	
	Rear Caliper Park Lever Kit, LH	A082J6159S	1) inc. lever screw, washer & dust	
25	" " " " " RH	A082J6160S	1) boot	
30	Setscrew, M10 x 80, caliper to mounting bracket	A082W1113F	2			
31	Capscrew, M8 x 60, " " " "	A082W1114F	2			
32	Setscrew, adaptor plate to hub carrier	A089R0142F	4			
33	Washer, " " " " "	A075W4028Z	4			
	Adaptor Plate, caliper to hub carrier, LH	A082J4375F	1			
35	" " " " " " RH	A082J4364F <i>4374</i>	1			
36	Brake Disc, rear, ventilated	A082D4160F	2			
37	Screw, brake disc retention	A082C6037F	2			

* VIN R 1443 (Non-USA) + R 1377
S 1391 (USA)
(Brembo Brakes)

Esprit range: '93 M.Y. onwards
S4 From VIN * 33.01B

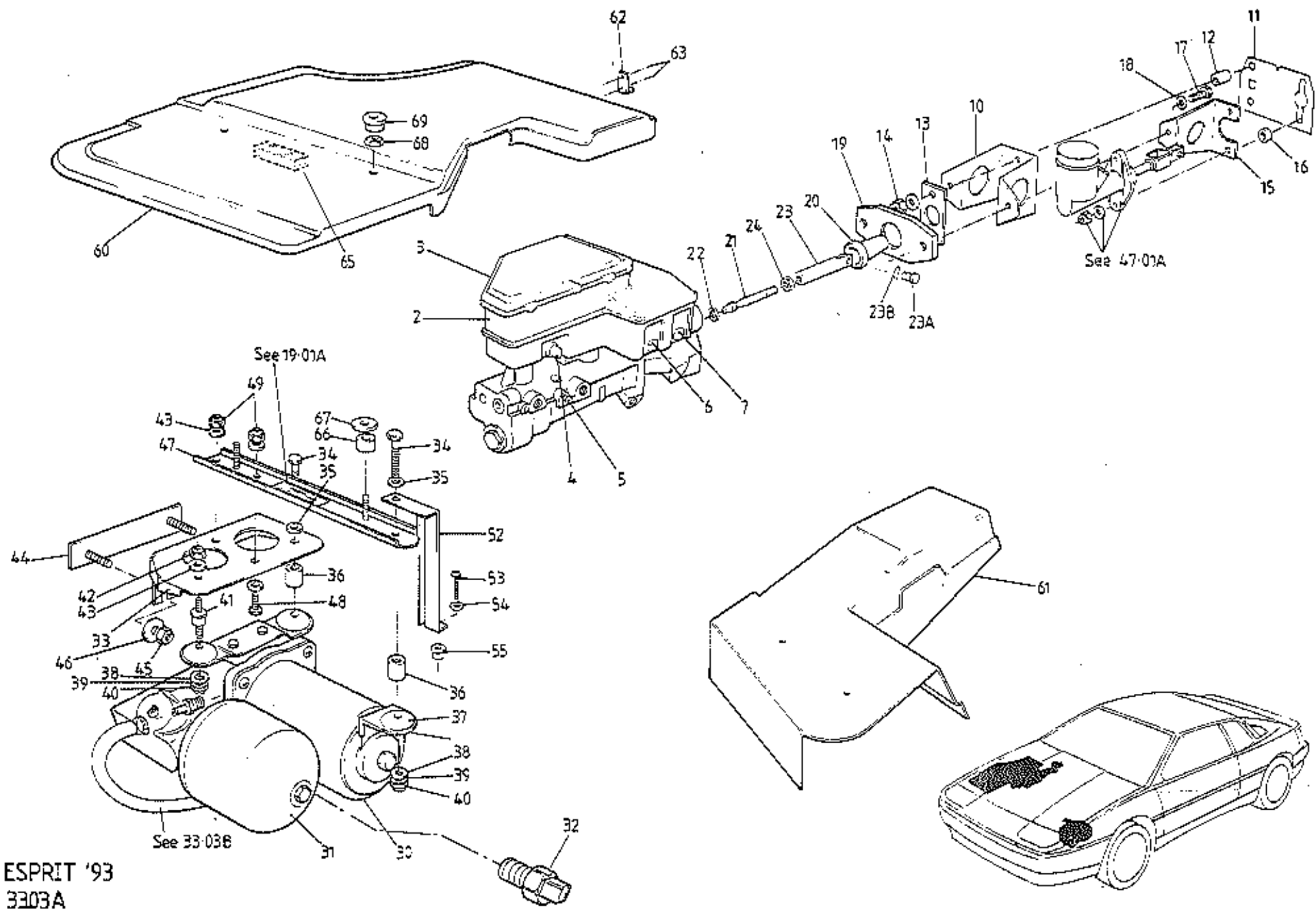


ESPRIT '93
33-01C-SPORT 300



FUNCTION CODE	CONTENTS:	Sport 300: Brake Calipers & Discs		QUANTITY		REMARKS
		PART DESCRIPTION	PART NUMBER	SPORT 300		
33.01C						
1	Brake Caliper Assembly, front, LH	P691.3301.003AF	1			
2	" " " " RH	P691.3301.004AF	1			
3	Brake Pad Set, front	P625.3301.612AS	2			1 caliper only
5	Caliper Mounting Block, front	P625.3301.003AF	2			
6	Bolt, M12 x 40, caliper mtg. block to upright	P624.3301.614BF	4			
10	Bolt, M10 x 90, caliper to mounting block	SC100901F	4			
11	Brake Disc, front, LH	P625.3301.605AF	1			
12	" " " " RH	P625.3301.606AF	1			
13	Bolt, 1/2" UNF, front disc to mounting bell	P525.3301.644AF	24			
15	Nut, " " " " " "	P525.3301.643AF	24			
16	Washer, " " " " " "	P525.3301.645AF	48			
17	Mounting Bell, front brake disc	P625.3301.001AF	2			
20	Bobbin, front brake disc drive	P525.3301.018AF	8			
21	Bolt, front disc hobbin to hub	P525.3301.032AF	8			
25	Brake Caliper Assembly, rear, LH	P691.3301.007AF	1			
26	" " " " RH	P691.3301.006AF	1			
30	Brake Pad Set, rear	P625.3301.613AS	2			1 caliper only absent
31	Caliper Mounting Block, rear	P625.3301.004BK	2			
32	Bolt, rear caliper to mounting block	P625.3301.007BF	4			
33	Brake Disc, rear, LH	P625.3301.607AF	1			
35	" " " " RH	P625.3301.608AF	1			
	Bolt, 1/2" UNF rear disc to mounting bell	P525.3301.644AF	16			
	Nut, " " " " " "	P525.3301.643AF	16			
	Washer, " " " " " "	P525.3301.645AF	16			
	Mounting Bell, rear brake disc	P625.3301.002AF	2			

For Sport 300 parking brake caliper see 33.05A



ESPRIT '93
 3303A



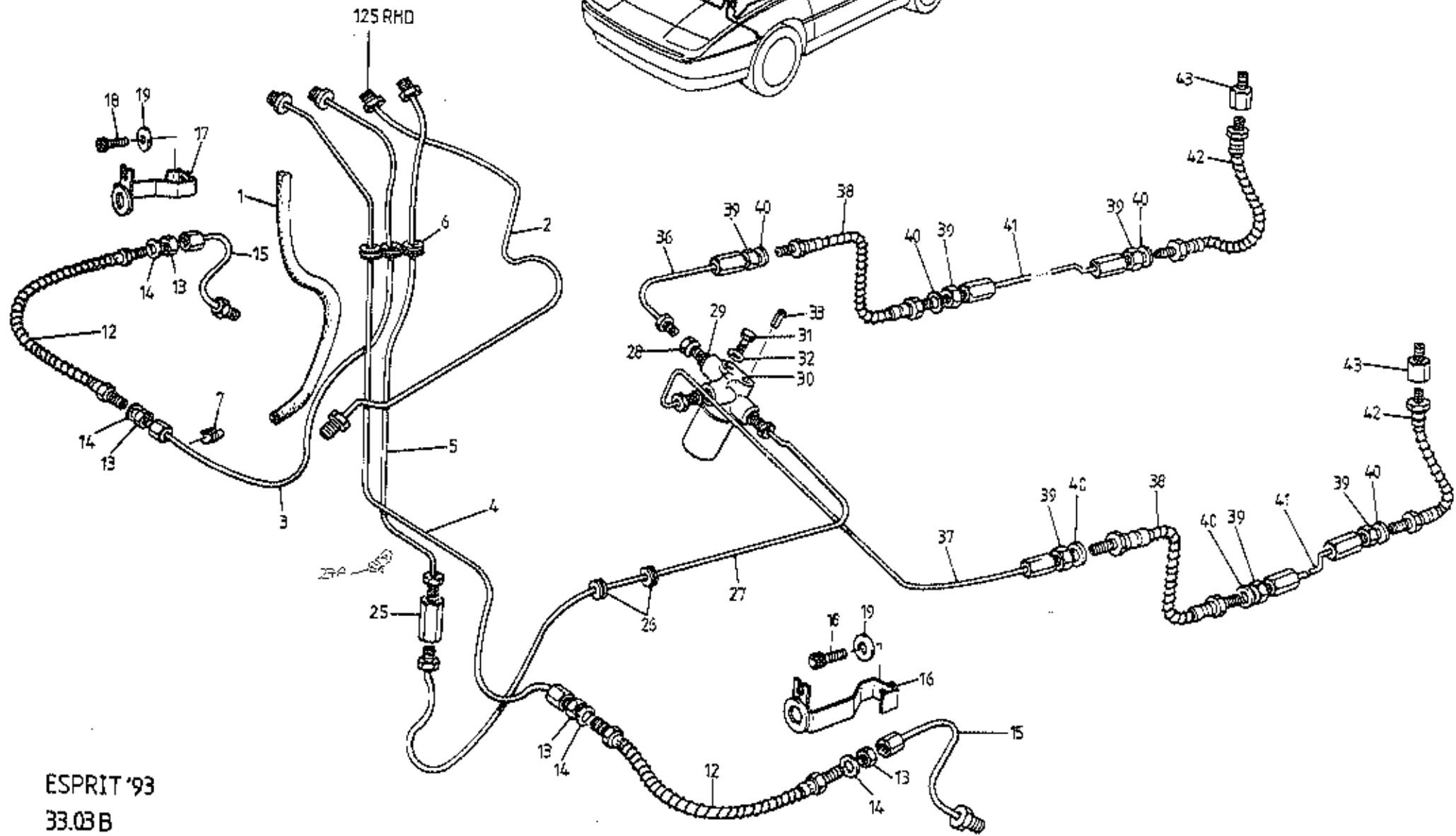
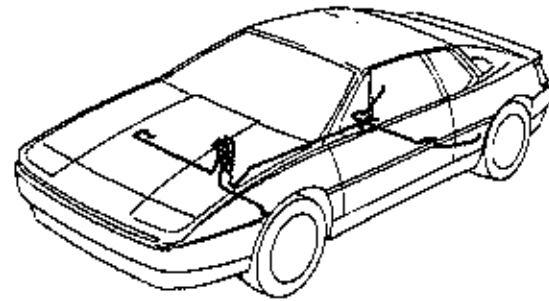
FUNCTION CODE	CONTENTS:	QUANTITY			REMARKS
		Booster/Master Cylinder, Pump, Accumulator			
33.03A	PART DESCRIPTION	PART NUMBER	RHD	LHD	
1	Booster/Master Cylinder Assembly (Modulator)	A082J6115F	1	1	
2	Reservoir Assembly, brake fluid	A082J6133S	1	1	
3	Cover & Diaphragm, brake fluid reservoir	A082J6132S	1	1	
4	Sensor, brake fluid level	A082J6130S	1	1	
	Pressure Relief Valve	A082J6136S	1	1	Located inside reservoir
5	Bleed Nipple, master cylinder	A082J6131S	2	2	
6	Solenoid Valve, front	A082J6134S	2	2	
7	" " rear	A082J6135S	1	1	
10	Bracket, master cylinder mounting	B082J4252F	1	1	
11	Gasket, bracket to body	A082J4255F	1	1	
12	Spacer, bracket to pedal box	A079J4004F	2	2	
13	Reinforcing Plate, bracket	A082J4142K	1	1	
14	Nut, M8, Nyloc, bracket to pedal box	A075W3010Z	2	2	
15	Steady Bracket, master cylinder mounting	B082J4250F	1	1	
16	Spacer, steady bracket to pedal box	B082J4260F	2	2	
17	Setscrew, 3/8" UNC x 1 1/4, master cylinder fix	A082W1103F	2	2	
18	Washer, flat, " " " "	A075W4064F	2	2	
19	Seal Carrier, master cylinder mounting	A082J4246F	1	1	
20	Dust Cover, master cylinder pushrod	A082J6119F	1	1	
21	Pushrod, master cylinder input	A082J4248F	1	1	
22	Retaining Clip, pushrod to master cylinder	A082J6117F	1	1	
23	Extension, master cylinder pushrod	A082J4247F	1	1	
23A	Clevis, extension to pedal	A082J4197F	1	1	
23B	'R' Pin, pedal clevis	A082W6208F	1	1	
24	Locknut, extension to pushrod	A075W3024Z	1	1	
30	Pump & Accumulator Assembly	A082J6114F	1	1	
31	Accumulator, nitrogen charged	A082J6138S	1	1	
32	Pressure Switch, pump housing	A082J6137S	1	1	Black moulding. R/B B082J6137S
	" " " "	B082J6137S	1	1	Grey moulding
33	Bracket, pump mounting	A082J4262F	1		
	" " " "	A082J4263F		1	
34	Screw, M5 x 40, pump to mounting bracket	A079W2033F	2	2	
35	Washer, flat, " " " "	A075W4011Z	2	2	
36	Spacer, " " " "	A082J4261F	2	2	
37	Cup Washer, " " " "	A082J6122F	3	3	

Pressure switch
common failure is
diaphragm sticking.
Try flushing through
with Brake Fluid
for good 1/2 to 1/3 way
free off



FUNCTION CODE	CONTENTS:	QUANTITY		REMARKS
		RHD	LHD	
33.03A	Booster/Master Cylinder, Pump, Accumulator			
	PART DESCRIPTION	PART NUMBER		
38	Rubber Washer, pump to mounting bracket	A082J6123F	3	3
39	Washer, flat, " " " "	A082J6121F	3	3
40	Nut, Nyloc, M5, " " " "	A075W3008Z	3	3
41	Stud, shouldered, " " " "	A082J6120F	1	1
42	Nut, Nyloc, M6, stud to bracket	A075W3009Z	1	1
43	Washer, flat, " " " "	A075W4015Z	1	1
44	Stud Plate, bracket to body	A082J4295F →	1	1
45	Nut, Nyloc, M6, " " " "	A075W3009Z	2	2
46	Washer, flat, " " " "	A075W4017Z	2	2
47	Channel Bracket, pump support	B082J4232F	1	1
48	Setscrew, M6 x 12, channel to bracket	A075W1027Z	2	2
49	Nut, Nyloc, M6, " " " "	A075W3009Z	2	2
52	Support Leg, bracket support	C082J4242F	1	
	" " " "	C082J4243F		1
53	Screw, M5 x 20, support leg to floor	A075W5084F	1	1
54	Washer, flat, " " " "	A075W4011Z	1	1
55	Rawlnut, M5, " " " "	A075W6074F	1	1
60	Cover, ABS pump & relay mounting bracket	A082M4896K	1	
61	" " " " " " " "	A082M4883K		1
62	Locating Strip, cover	A082M4751F	1	1
63	Pop Rivet, locating strip to cover	A075W6087Z	2	2
65	Foam Strip, cover anti-rattle	A036B6213V	A/R	A/R
66	Spacer, cover to support bracket	A907E0696Z	2	2
67	Washer, M5 x 16, cover to support bracket	A082W4115F	2	2
68	Nut, cover securing	A075W3020Z	2	2
69	Knob, knurled, cover securing	A082W6468F	2	2

M5 x M5 x 45
A082J61259F



ESPRIT '93
33.03 B



FUNCTION CODE	COMMENTS: Hydraulic System, Pipes & Hoses	QUANTITY		REMARKS
		RHD	LHD	
33.03B	PART DESCRIPTION	PART NUMBER		
1	Hose, brake fluid reservoir to pump	A082J4274F	1	
	" " " " " "	A082J6124V		
2	Pipe, pump to master cylinder	A082J4272F	1	
	" " " " " "	A082J4273F		
3	Pipe, master cylinder to RHF hose	A082J4334F	1	* VIN R 1443 (Non-USA) + R1377
	" " " " " "	A082J4336F		S 1391 (USA)
4	" " " " LHF "	A082J4335F	1	(Brembo Brakes)
	" " " " " "	A082J4337F		
5	Pipe, master cylinder to straight conn. (rear)	A082J4338F	1	
	" " " " " "	A082J4339F		
6	Grommet, brake pipes thro' body	X036J6026Z	3	
7	Clip, plastic, brake pipes to front chassis	A075J6027Z	7	
12	Brake Hose, front	B089J6012F	2	S4
	" " " " " "	P625.3301.615BF	2)
	Protection Coil, front brake hose	P625.3301.616AF	2)
	Banjo Bolt, hose to caliper	A100J6037F	2) Sport 300
	Washer, banjo bolt	A100J6038F	4)
	Bulkhead Connector, hose to bundy pipe	A089J6013F	2)
13	Locknut, front brake hose	A075J6017Z	4	
14	Washer, s/proof, " "	A075W4049Z	4	
15	Brake Pipe, hose to front caliper	A082J4387F	2	
16	Bracket, hose/pipe/harness to caliper, LH	A082J4237F	1	
17	" " " " " " RH	A082J4238F	1	
18	Screw, socket head M6 x 20, bracket to caliper	A082W7041F	2	
19	Washer, flat, bracket to caliper	A075W4016Z	2	
25	Straight Connector, rear feed pipe	A079J6020F	1	
26	Grommet, rear feed pipe thro' chassis	X036J6004Z	2	
27	Pipe, front to rear	A082J4250F	1)straight connector to limiting valve
	" " " " " "	A082J4249F	1) or 3-way connector
28-4	Clip, double, brake pipes to chassis front box	A100J6044F	1	
28	Adaptor, brake pipe to limiting valve	A100J0114F	3	
29	Washer, copper, adaptor to limiting valve	A100J6081F	3	
30	Pressure Limiting Valve	A100J6078F	1	>
31	Setscrew, M8 x 12, valve to chassis	A075W1035Z	1	> S4 Prior VIN *
32	Washer, flat, " " " "	A075W4020Z	1	>
33	Roll Pin, " " " "	A075W6097Z	1	>

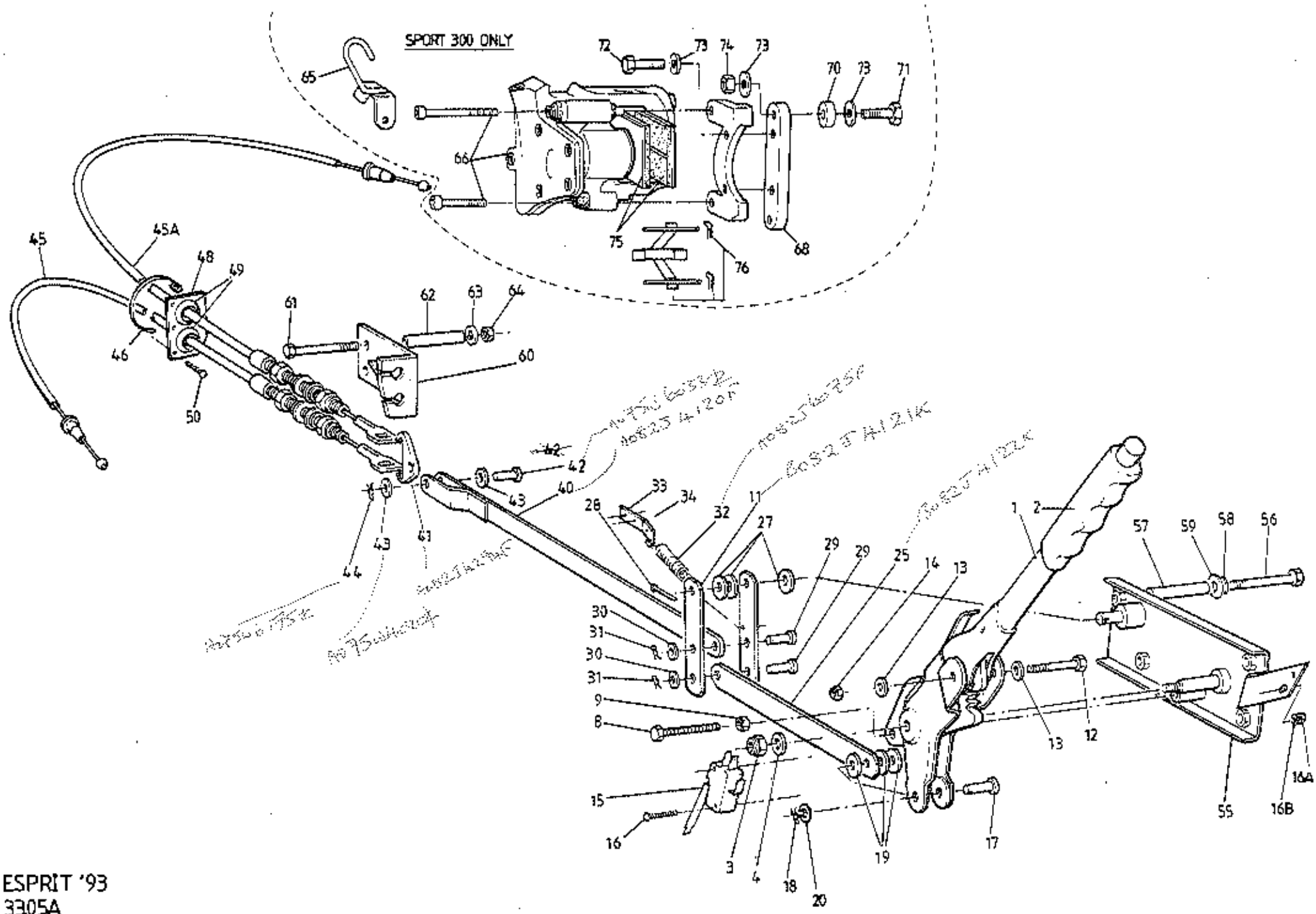
Updated 2nd February 2015

Esprit range: '93 M.Y. onwards
Page 1 33.03B



FUNCTION CODE	CONTENTS:	QUANTITY		REMARKS	
		RHD	LHD		
33.03B	Hydraulic System, Pipes & Hoses				
	PART DESCRIPTION	PART NUMBER			
	3-Way Connector, rear brake circuit	B075J6019F	1	1	}
	Bolt, M8 x 35, connector to chassis	A075W2038D	1	1	
	Washer, flat, " " "	A075W4020Z	2	2	}
	Nut, Nyloc, MB, " " "	A075W3010Z	1	1	}
36	Brake Pipe, limit valve to RH rad. arm hose	A082J4179P	1	1	S4 prior VIN *
	" " 3-way conn. " " " " "	P691.3301.008AF	1	1	S4 from VIN * & all Sport 300
37	" " " " LH " " "	A082J4178P	1	1	
38	Brake Hose, chassis to radius arm	B089J6012F	2	2	
39	Locknut, brake hose	A075J6017Z	6	6	
40	Washer, shakeproof, brake hose	A075W4049Z	6	6	
41	Brake Pipe, rear radius arm	A082J4182P	2	2	
42	Brake Hose, radius arm to caliper	A082J6100F	2	2	R/B A082J4389F used without > S4 adaptor > prior
43	Adaptor, brake hose to caliper	A082J4174F	2	2	Used with A082J6100F > VIN *
	Brake Hose, radius arm to caliper	A082J4389F	2	2	Used without adaptor >
	" " " " " " "	A082J4390F	2	2	S4 from VIN *
	" " " " " " "	A082J4389F	2	2	Sport 300

* VIN R 1443 (Non-USA) + R 1377
S 1391 (USA)
(Brembo Brakes)



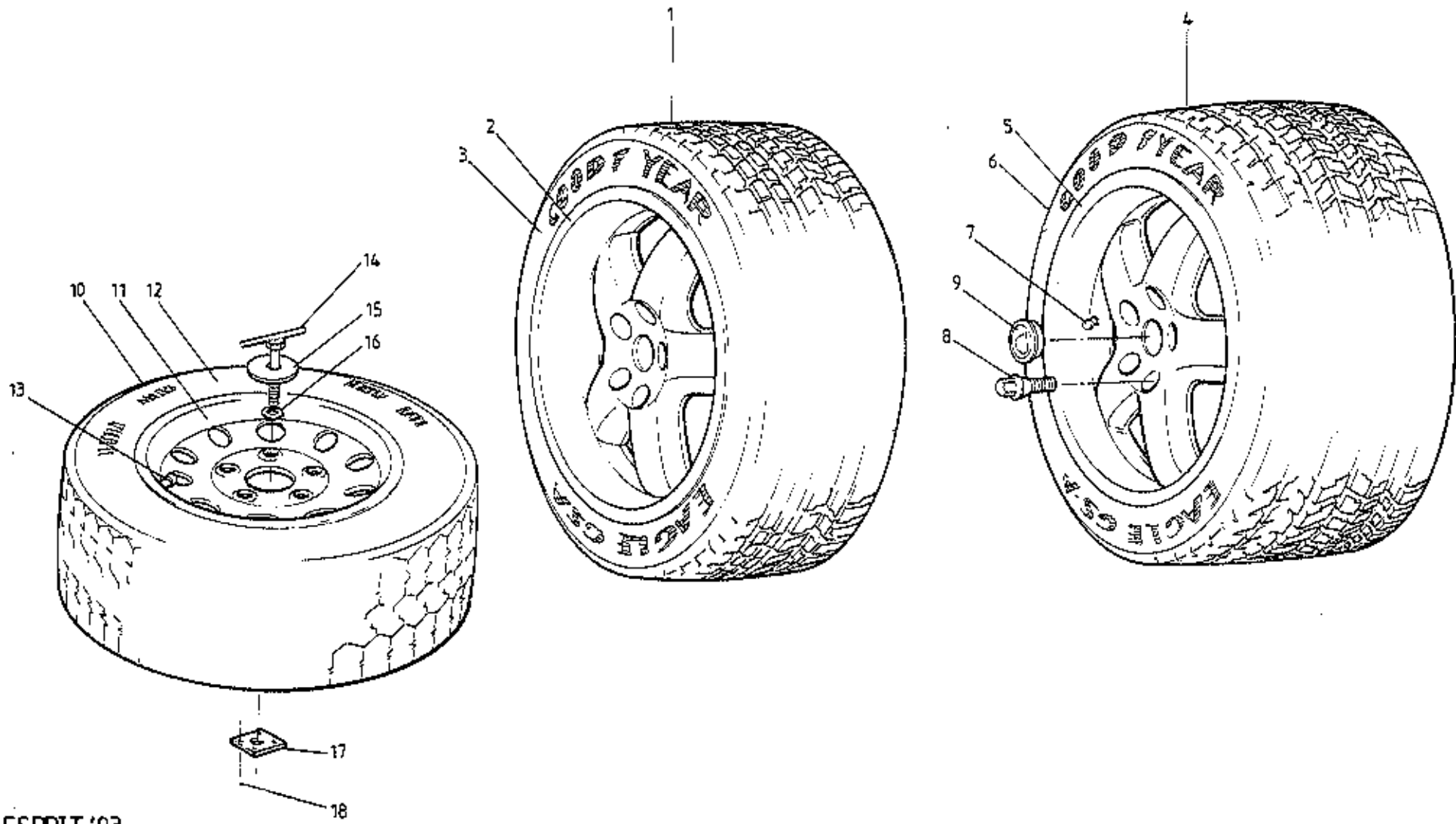
ESPRIT '93
3305A



FUNCTION CODE	CONTENTS:	QUANTITY			REMARKS
		Parking Brake Mechanism			
33.05A	PART DESCRIPTION	PART NUMBER	S4	SPORT 300	
1	Parking Brake Lever Assembly	A082J4157F	1) 'Fold Down' type)
	" " " "	P691.3305.801AJ		1	
	Ratchet, parking brake lever	B100J0017H		1	
	Setscrew, ratchet location	A075W1030Z		1	
2	Grip, parking brake lever	A079J6050F	1	1	
3	Nut, M8 Nyloc, lever pivot	A075W3010F	1	1	
4	Washer, flat, " "	A075W4019F	1	1	
8	Setscrew, M6 x 30, ratchet fix	A075W1032Z	1	1	Also operates park brake switch
9	Nut, M6, " "	A075W3020Z	1	1	
12	Setscrew, M6 x 30, fold-down pivot	A075W1032Z	1	1	
13	Washer, flat, " " "	A075W4013Z	2	2	
14	Nut, M6 Nyloc, " " "	A075W3009Z	1	1	
15	Microswitch, park brake tell tale	C075M6084F	1	1	
16	Screw, M3 x 20, switch to bracket	A082W5163F	2	2	
16A	Nut, M3 Nyloc, " " "	A079W3060F	2	2	
16B	Washer, flat, " " "	A075W4000Z	2	2	
17	Clevis Pin, hand lever to link	A079W6026F	1	1	
18	Spring Clip, clevis retaining	A079W6175F	1	1	
19	Washer, clevis pin	A075W4016Z	3	3	
20	Washer, clevis spring clip	A075W4015Z	1	1	
25	Link, hand lever to multiplier	A082J4122K	1	1	
26	Multiplier Lever	B082J4121K	2	2	
27	Washer, multiplier lever pivot	A075W4024Z	3	3	
28	Split Pin, " " "	A075W6009Z	1	1	
29	Clevis Pin, multiplier lever to links	A075W6031Z	2	2	
30	Washer, multiplier clevis	A075W4015Z	2	2	
31	'R' Pin, clevis retaining	A075W6175Z	2	2	
32	Spring, lever return	A082J6075F	1	1	
33	Anchor Bracket, return spring	A082J4159F	1	1	
34	Pop Rivet, anchor bracket to body	A075W6090Z	2	2	
40	Actuator Rod, multiplier to compensator	A082J4120F	1	1	
41	Compensator, parking brake cables	A082J4294F	1	1	
42	Clevis Pin, actuator rod to compensator	A075W6033Z	1	1	
43	Washer, clevis pin	A075W4020Z	2	2	
44	Spring Clip, clevis retaining	A075W6175F	1	1	



FUNCTION CODE	CONTENTS: Parking Brake Mechanism	QUANTITY		REMARKS
		S4	SPORT 300	
33.05A	PART DESCRIPTION	PART NUMBER		
45	Cable, parking brake, short, driver's side	A082J4296F	1	2425 mm
45A	" " " " " " " "	P691.3305.001BF		1
45A	" " " " long, passenger's side	A082J4295F	1	2883 mm
46	Cable Tie, parking brake cables	P691.3305.002BF		
48	Grommet Plate, " " "	A082W6286F	3	3
49	Grommet, " " "	A075W6038F	2	2
50	Screw, grommet plate fixing	A079U4483F	2	2
55	Mounting Plate, parking brake lever	A079U6033F	4	4
56	Bolt, M8 x 75, plate fixing	A075W5015Z	8	8
57	Spacer Tube, " " "	D082B4478J	1	1
58	Washer, spring, " " "	D082B4479J	1	1
59	Washer, large o/d, " " "	A075W2046Z	4	4
60	Abutment, parking brake cable front	A082B4484F	4	4
61	Bolt, M8 x 75, abutment fixing	A075W4036Z	4	4
62	Spacer Tube, " " "	A075W4021Z	4	4
63	'Penny' Washer, " " "	E079J4022F	1	1
64	Nut, M8 Nyloc, " " "	E079J4021F	1	1
65	Guide Hoop, park brake cable, LH	A075W2046Z	2	2
66	Caliper, parking brake, LH	A082B4484F	2	2
68	Bracket, parking brake caliper mounting	A075W4021Z	2	2
70	Spacer, caliper bracket to hub carrier	A075W3010Z	2	2
71	Setscrew, M12 x 45, caliper brkt. to hub carrier	P691.3305.003BF		1
72	Setscrew, M12 x 35, caliper to mounting bracket	P625.3301.609AF		1
73	Washer, flat, caliper & bracket fixings	P625.3301.610AF		1
74	Nut, M12, caliper & bracket fixings	P625.3301.005AF		2
75	Pad Set, parking brake	P625.3301.006AF		4
76	Pad, parking brake	A075W1061F		4
	Parking Pad Retaining Pins & Springs Kit	A075W1059Z		4
	Sliding Pin Bush & Boot Kit	A075W4071F		12
	Dust Boot, park caliper piston	NH120001F		8
		A082J6158S		1
		P691.3301.607AH		4
		P691.3301.608		2
		P691.3301.609		2
		P691.3301.610		2



ESPRIT '93
 3401A



FUNCTION CODE	CONTENTS: Wheels, Tyres, Spare Wheel Retention		QUANTITY				REMARKS
			S4	NON USA S4S	USA S4S	SPORT 300	
34.01A	PART DESCRIPTION	PART NUMBER					
1	Wheel & Tyre Assembly, front	A082G4094F	2				
	" " " " "	A082G4104J		2			
	" " " " "	A082G4106F			2		
	" " " " " RH	P691.3401.802AF				1) Goodyear Eagle GS-C
	" " " " " LH	P691.3401.801AF				1)
	" " " " " RH	P691.3401.802BF				1	> Goodyear Eagle ZR
	" " " " " LH	P691.3401.801BF				1	>
2	Road Wheel, front, 7J x 17	A082G6083HF	2				Single piece
	" " " " 8½J x 17 'FUTURA'	A082G6091F		2			3-piece O.Z. inc. centre cap
	" " " " 7J x 17 'FUTURA'	A082G6094H			2		" " " " " "
3	Road Wheel, front, 8½J x 16 - 300 'FUTURA'	P691.3401.601AM				2	" " " " " "
	Tyre, front, 215/40 ZR17	A082G4092H	2		2		Goodyear Eagle GS-A
	" " 235/40 ZR17	A082G6089F		2			Michelin SX MXX3
	" " 245/45 ZR16, RH	P691.3401.604AH				1) Goodyear Eagle GS-C
	" " " " " LH	P691.3401.603AH				1)
	" " " " " "	P691.3401.612AH				2	Goodyear Eagle ZR
4	Wheel & Tyre Assembly, rear	A082G4095F	2				
	" " " " "	A082G4105J		2			
	" " " " "	A082G4017F			2		
	" " " " " RH	P691.3401.804AF				1) Goodyear Eagle GS-C
	" " " " " LH	P691.3401.803AF				1)
	" " " " " RH	P691.3401.804BF				1	> Goodyear Eagle ZR
	" " " " " LH - 300	P691.3401.803BF				1	>
5	Road Wheel, rear, 8½J x 17	A082G6084HF	2				Single piece
	" " " " 10J x 18	A082G6092F		2			3-piece O.Z. inc. centre cap
	" " " " 8½J x 17	A082G6095H			2		" " " " " "
	" " " " 10½J x 17	P691.3401.602AM				2	" " " " " "
6	Tyre, rear, 245/45 ZR17	A082G4093H	2		2		Goodyear Eagle GS-A
	" " 285/35 ZR18	A082G6090F		2			Michelin SX MXX3
	" " P315/35 ZR17, RH	P691.3401.606AH				1) Goodyear Eagle GS-C
	" " " " " LH	P691.3401.605AH				1)
	" " " " " "	P691.3401.613AH				2	Goodyear Eagle ZR
7	Valve, tyre	A082G6027H	4				
	" " " " " "	P691.3401.611AS		4	4		

1995 / 02

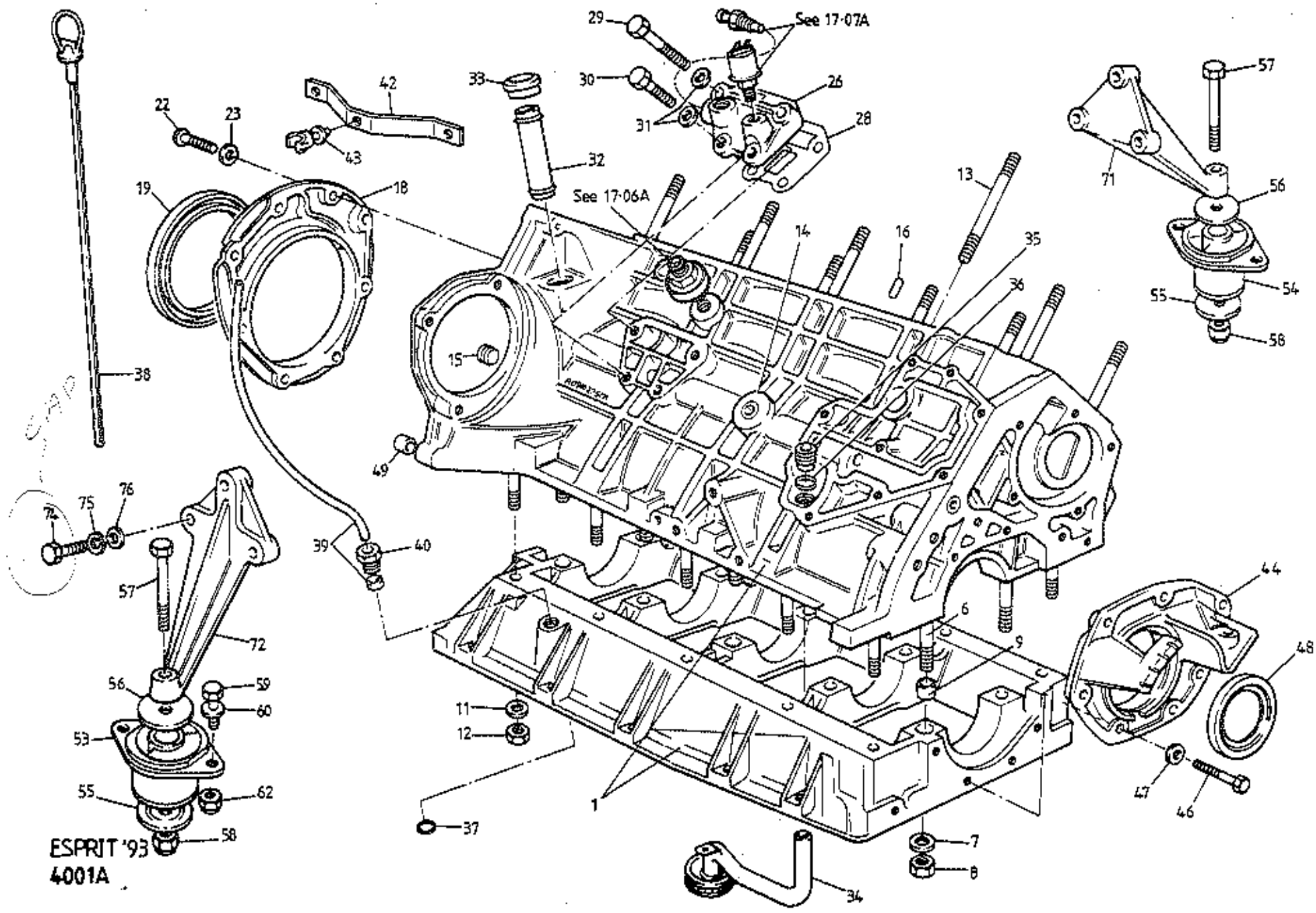


FUNCTION CODE	CONTENTS: Wheels, Tyres, Spare Wheel Retention		QUANTITY				REMARKS
			S4	NON USA S4S	USA S4S	SPORT 300	
34.01A	PART DESCRIPTION	PART NUMBER					
8	Wheel Bolt, road wheel retaining, 25mm " " " " " " , 30mm	A082G6038F P691.3401.610AS	20	20			
9	Wheel Centre, embellisher (Lotus Badge) Centre cap, road wheel Locking tool, wheel centre cap (x 2 sizes) Wheel centre embellisher	A082G6071F A082G6099S A082G6100S	4	4	4	20	
	Clip, wheel embellisher retaining	P691.3401.608AS		1	1		4
10	Spare Wheel & Tyre Assembly	P691.3401.609AS					4
11	Road Wheel, spare, 5.5J x 14	B082G4065F	1)
12	Tyre, spare, 175/70 R14	B082G6040F	1)
13	Valve, spare tyre	B082G6019H	1) Prior VIN *
	Clamp Bolt, spare wheel retention	A082G6027H	1)
	Spare Wheel & Tyre Assembly	D082U4763K	1)
	Road Wheel, spare, 4J x 16 H2	A082G6087F	1	1	1		>
	Tyre, spare, Michelin Tex T125/80 R16	A082G6085H	1	1	1		> From VIN *
	Valve, spare tyre	A082G6086H	1	1	1		>
14	'T'- Bolt, spare wheel retention	A082G6088H	1	1	1		>
15	Clamp Plate, spare wheel retention	E082D4763F--	1	1	1		* VIN R 1443 (Non-USA)
16	'O' Ring, clamp plate to bolt	A075U04922	1	1	1		+ R 1377
17	Tapping Plate, clamp bolt	A912E6398F	1	1	1		S 1391 (USA)
18	Pop Rivet, tapping plate to body	A079U4341K	1	1	1		(Brembo Brakes)
	'Finilec', tyre sealant canister	A075W6068Z P691.3401.607AF	4	4	4	1	

Esprit range: '93 M.Y. onwards
d6
Page 2 34.01A



FUNCTION CODE	CONTENTS: Wheels & Tyres	PART NUMBER	QUANTITY		REMARKS
			USA '93		
34.01A					
2	Road Wheel, front, 7J x 15, Revolution,	A082G4098F	2		Gunmetal centre, polished rim
5	Road Wheel, rear, 8.5J x 16, Revolution,	A082G4099F	2		Gunmetal centre, polished rim
	<i>wheel centre, Revolution.</i>	<i>A082G-6075S</i>	4		



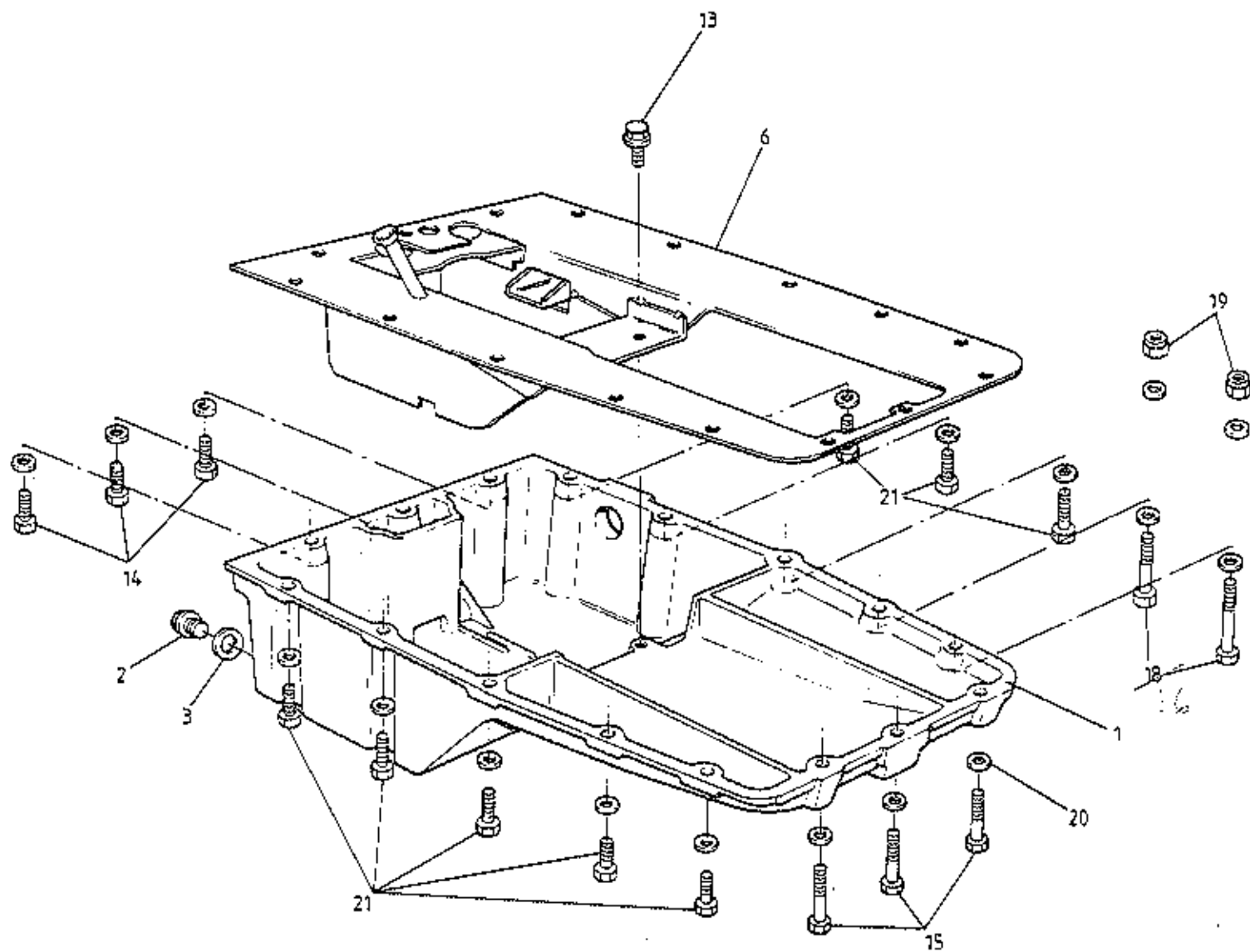
ESPRIT '93
 4001A



FUNCTION CODE	CONTENTS:	Block/Main Bearing Housing, Engine Mountings		QUANTITY		REMARKS
		PART DESCRIPTION	PART NUMBER	ALL		
40.01A						
1	Cylinder Block & Main Bearing Housing, 2.2 l	A910E2604J	1)Inc. items up to 12) >MBH to block >	
	" " " " " " 2.0 l	A912E2617J	1			
	Permabond A905, Surface Conditioner	A912E6759V	A/R			
	Loctite 509	A920E6007V	A/R			
6	Stud, M12, main bearing housing to block	A907E0225Z	10			
7	Washer, flat, M12, " " " "	B910E2383F	10			
8	Nut, M12, " " " "	A910E6903Z	10			
9	Ring Dowel, " " " "	A911E0320F	10			
10	Stud, M8, MBH outer to block	B907E0226Z	10			
11	Washer, flat, " " " "	A075W4020Z	10			
12	Nut, M8, " " " "	A075W3021Z	10			
13	Stud, M12, cylinder head to block	B907E0224Z	10			
14	Plug, 1/2" - 14 NPTF, oil gallery centre	A912W7111Z	1			
15	Plug, 1/2" - 18 NPTF, oil gallery rear end	A912E7037Z	1			
	Permabond A131, oil gallery plugs	A912E7034V	A/R			
16	Spirol Pin, oil feed to head	A907E6007Z	1			
18	Housing, crankshaft rear oil seal	C907E0599Y	1			
19	Oil Seal, crankshaft rear	A912E2334F	1			
	Permabond A90S, rear oil seal housing sealing	A912E6759V	A/R			
	Permabond A136, " " " " "	A912E6421V	A/R			
22	Button Head Screw, rear seal housing fixing	A075W7016Z	8			
23	Washer, thin, " " " "	A075W4013Z	8			
26	Cover, Oil Gallery (2 x M10; 1 x 1/2" NPSF) 1 x M8	A910E2540K	1		VIA instruments, See 17044	
28	Gasket, oil gallery cover	A907E0438Z	1			
	Wellseal, oil gallery cover to block	A907E6119Z	A/R			
29	Bolt, M8 x 35, oil gallery cover to block	A075W1041Z	2			
30	Setscrew, M8 x 20, " " " "	A075W1038Z	2			
31	Washer, flat, " " " "	A075W4020Z	4			
32	Spout, crankcase breather	B907E0626Z	1			
	Permabond A131, crankcase breather spout	A912E7034V	A/R			
33	Bush, breather spout to block	A907E0659Z	1			
34	Pipe, oil pick up	A907E0624Z	1			
35	Union Nut, oil pick up pipe to block	A907E0605Z	1			
36	Olive, Nylon, " " " " "	A907E0606Z	1			
	Cover, oil gallery (1 x 1/4" NPSF; 2 x M10x1)	B910E2540K	1		Cover both instruments, '95 M17.0n	



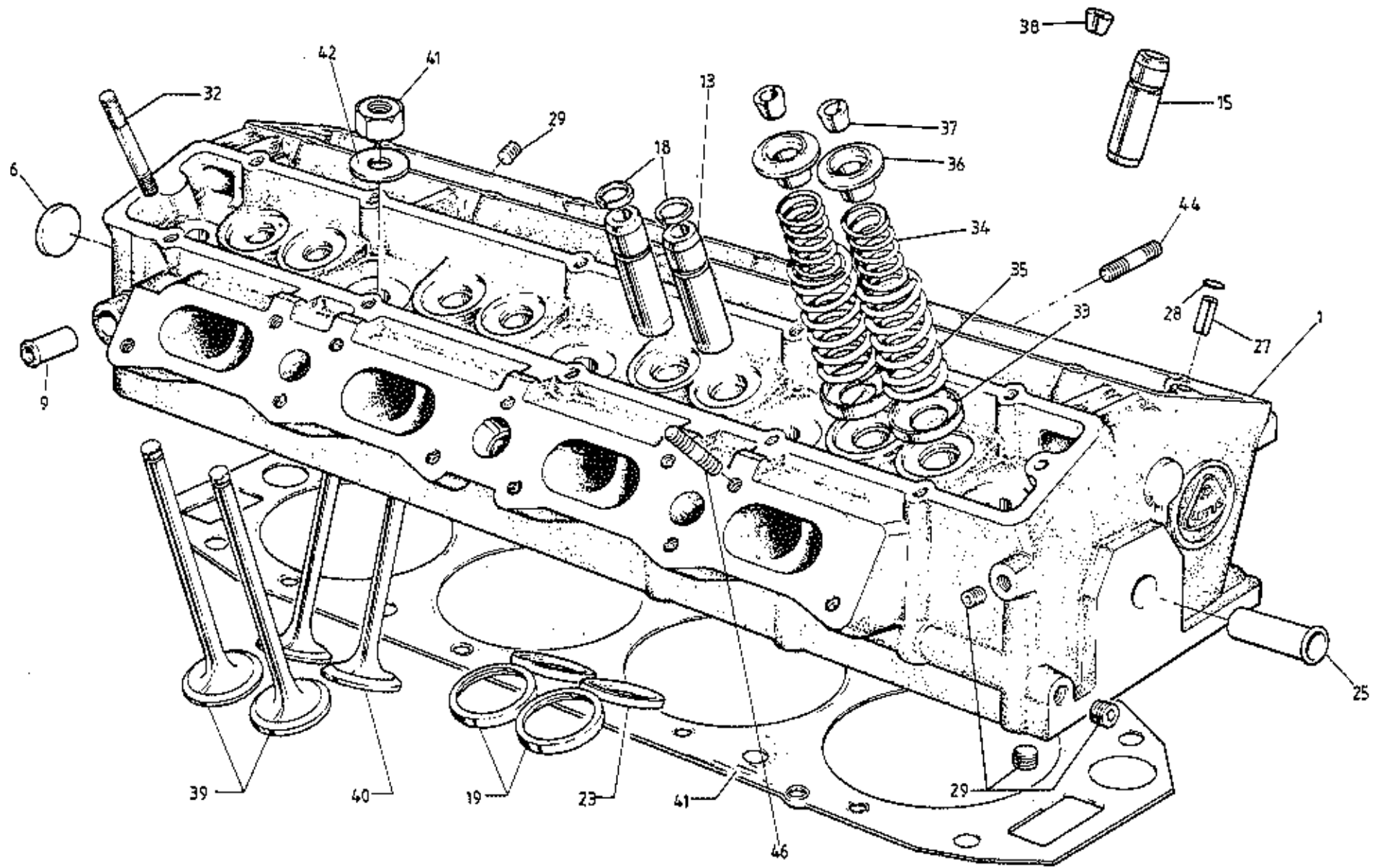
FUNCTION CODE	CONTENTS:	Block/Main Bearing Housing, Engine Mountings		QUANTITY		REMARKS
		PART DESCRIPTION	PART NUMBER	ALL		
40.01A						
37	'O' Ring, dipstick tube	A912E6398F	1			
38	Dipstick	A910E1792F	1			
39	Tube, dipstick (c/w olive)	A910E9038J	1			
40	Tube Nut, dipstick tube to block	A911E6378F	1			
	Permabond A131, dipstick tube nut to MBH	A912E7034V	A/R			
42	Bracket, dipstick tube to plenum	A910E1902F	1			
43	Clip, dipstick tube bracket	A910E6592F	1			
44	Front Cover (crankshaft front oil seal housing)	A907E1230F	1			
	Permabond A905, surface conditioner	A912E6759V	A/R			
	Permabond A136, sealant	A912E6421V	A/R			
46	Setscrew, M6 x 25, front cover	A075W1031Z	7			
47	Washer, flat, " " "	A075W4013Z	7			
48	Oil Seal, crankshaft front	B907E6010F	1			
49	Dowel, engine to clutch housing	B907E6181F	2			
53	Mounting Rubber, engine, RH, blue	B085E6008F	1			
54	" " " " LH, pink	B085E6009F	1			
55	Buffer Washer, engine mounting underside	A085E6010F	2			
56	" " " " " topside	A085E6011F	2			
57	Bolt, M12 x 100, engine mounting leg to rubber	A079W2072F	2			
58	Nut, M12 Nyloc, " " " " " "	A075W3012Z	2			
59	Setscrew, M8 x 20, mounting rubber to chassis	A075W1038Z	4			
60	Washer, flat, " " " " "	A075W4020Z	6			
	Washer, spring, " " " " "	A075W4036Z	2			
62	Nut, M8 Nyloc, " " " " "	A075W3010Z	2			
71	Mounting Leg, engine, LH	A082E4079K	1			
72	" " " " RH	B082E4078K	1			
74	Setscrew, M8 x 35 caphead, leg to engine	A082W7053F	6			
	Permabond A130, threadlock	A912E7033V	A/R			
75	Washer, spring, " " " "	A075W4036Z	6			
76	Washer, flat, " " " "	A075W4020Z	6			
	Edge Finisher, engine mounting leg	C082U4775F	40mm			



ESPRIT '93
4003A



FUNCTION CODE	CONTENTS:			QUANTITY		REMARKS
		Oil Sump		ALL		
40.03A		PART DESCRIPTION	PART NUMBER			
1		Oil Sump (ribbed underside) & Baffle Assembly	A910E9282S	1		7.4 litres capacity.
		Permabond A905, surface conditioner, sump to MBH	A912E6759V	A/R		
		Permabond A136, sealant, sump to MBH	A912E6421V	A/R		
2		Drain Plug, socket head	A911E6343F	1		
3		'O' Ring, sump drain plug	A912E6694F	1		
6		Baffle, sump	C910E9216J	1		
13		Screw, baffle to sump	A912E6399F	2		
14		Bolt, M8 x 25, sump to MBH	AC075W1039Z	3		
15		" M8 x 45, " " "	A075W2040Z	3		
16		" M8 x 55, " " "	A075W2042F	2		
19		Nut, M8 Nyloc, " " "	A075W3010Z	2		
20		Washer, flat, " " "	A075W4020Z	18		
21		Bolt, M8 x 30, " " "	A075W1040Z	6		



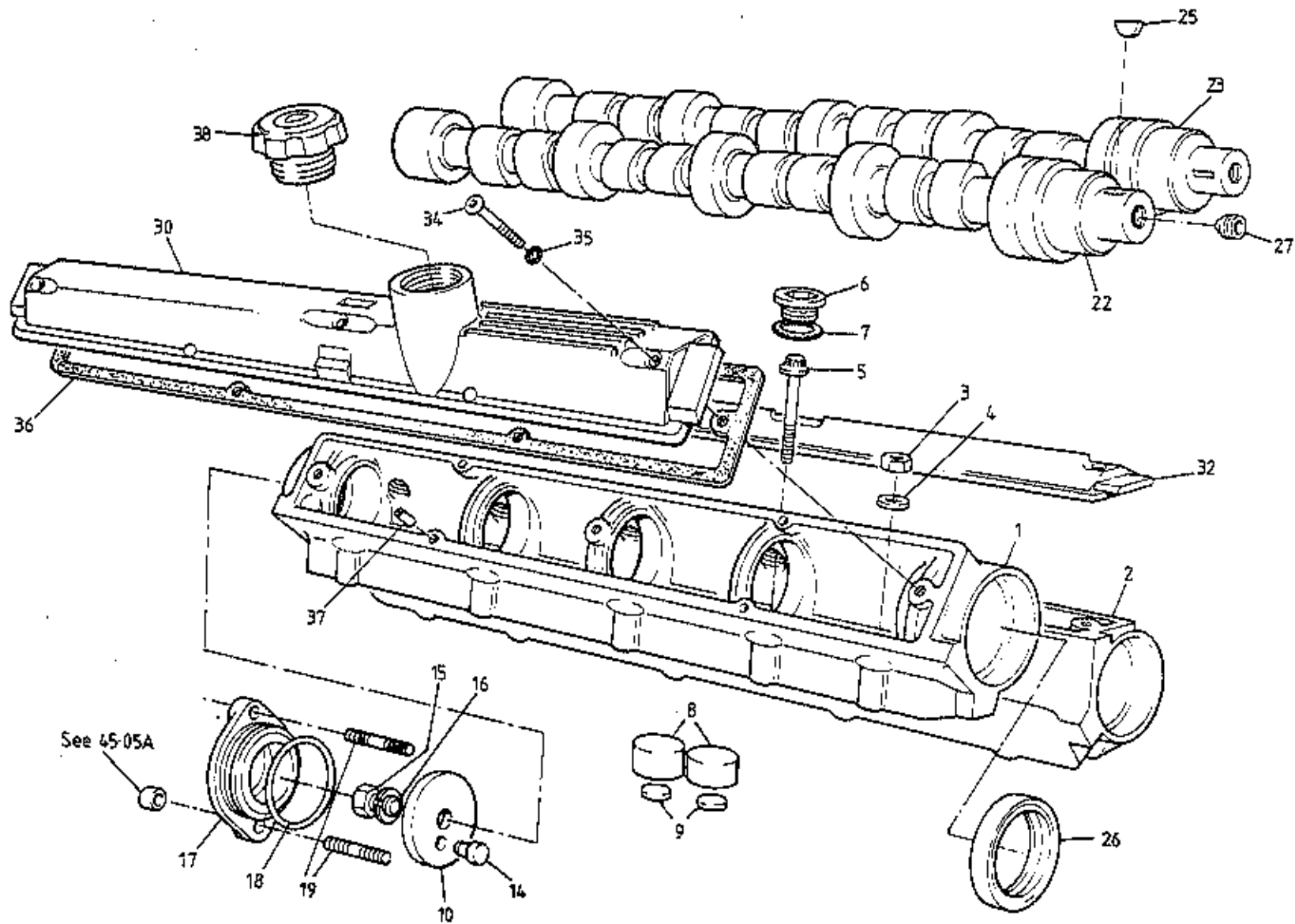
ESPRIT '93
40-05A



FUNCTION CODE	CONTENTS: Cylinder Head & Gasket, Valves, Guides & Springs		QUANTITY		REMARKS
	PART DESCRIPTION	PART NUMBER	S4	S4S/ SPORT 300	
40.05A					
1	Cylinder Head Assembly	A910E9057J*	1		* Inc. items up to 25
6	" " " "	P691.4005.800BJ*		1	
9	Core Plug, small	A907E6038Z	7	7	
9	Pipe, heater take-off	A907E0486Z	1	1	
13	Permabond A134, pipe to cylinder head	A100B6155V	A/R	A/R	
	Guide, inlet valve, o/d standard	F907E0315Y))	
	" " " o/d + 0.001"	G907E0315Y) 8) 8	
	" " " o/d + 0.002"	H907E0315Y))	
	" " " o/d + 0.005"	I907E0315Y))	
15	Guide, exhaust valve, o/d standard	A910E0315F	>	>	
	" " " o/d + 0.001"	B910E0315F	> 8	> 8	
	" " " o/d + 0.002"	C910E0315F	>	>	
	" " " o/d + 0.005"	D910E0315F	>	>	
18	Circlip, valve guide	A907E6037Z	16	16	
19	Seat Insert, inlet valve, o/d standard	C912E2010F))	
	" " " " o/d + 0.001"	C912E2011F) 8) 8	
	" " " " o/d + 0.002"	C912E2012F))	
	" " " " o/d + 0.005"	C912E2013F))	
23	Seat Insert, exhaust valve, o/d standard	A912E2608F	>	>	
	" " " " o/d + 0.001"	A912E2609F	> 8	> 8	
	" " " " o/d + 0.002"	A912E2610F	>	>	
	" " " " o/d + 0.005"	A912E2611F	>	>	
25	Adaptor, water outlet	A907E0486Z	1	1	
27	Roll Pin, cyl. head to cam hsg. oil feed	A075W6097Z	2	2	
28	'O' Ring, " " " " " " " "	A907E6202Z	2	2	
29	Blanking Plug, 1/8" BSP, oilways & ex. ports	A907E6023Z	7	7	
	Permabond A134, oilway plug sealing	A100B6155V	A/R	A/R	
	Permabond A025, sample " "	A912E6800V	A/R	A/R	
32	Stud, M8, cam housing to head	A911E0227Z	4	4	
33	Seat, valve spring	A907E0316Z	16	16	
34	Valve Spring, inner	A910E2431F	16	16	
35	" " outer	A910E2432F	16	16	
36	Retainer, valve spring	A910E2430F	16	16	
37	Collet, inlet valve	A907E6040Z	16	16	



FUNCTION CODE	CONTENTS: Cylinder Head & Gasket, Valves, Guides & Springs		QUANTITY		REMARKS
			S4	S4S/ SPORT 300	
40.05A	PART DESCRIPTION	PART NUMBER			
38	Collet, exhaust valve	A910E6377F	16	16	
39	Valve, inlet	A912E0019F	8		
	" "	P691.4005.001EF		8	
40	Valve, exhaust	B910E1383F	8	8	
41	Gasket, cylinder head, reinf. fibre composite	B912E7029Z	1	1	Grey/brown 'Goetze'
42	Washer, M12, cylinder head to block	B910E2383F	10	10	
43	Nut, M12, " " " "	A910E6903Z	10	10	
44	Stud, M8 x 45, exhaust manifold to head	A910E2550F	12	12	
	Permabond A025, exhaust manifold studs	A912E6800V	A/R	A/R	
46	Stud, M8, inlet manifold to head	A912E2022F	5	5	



ESPRIT '93
 4007A

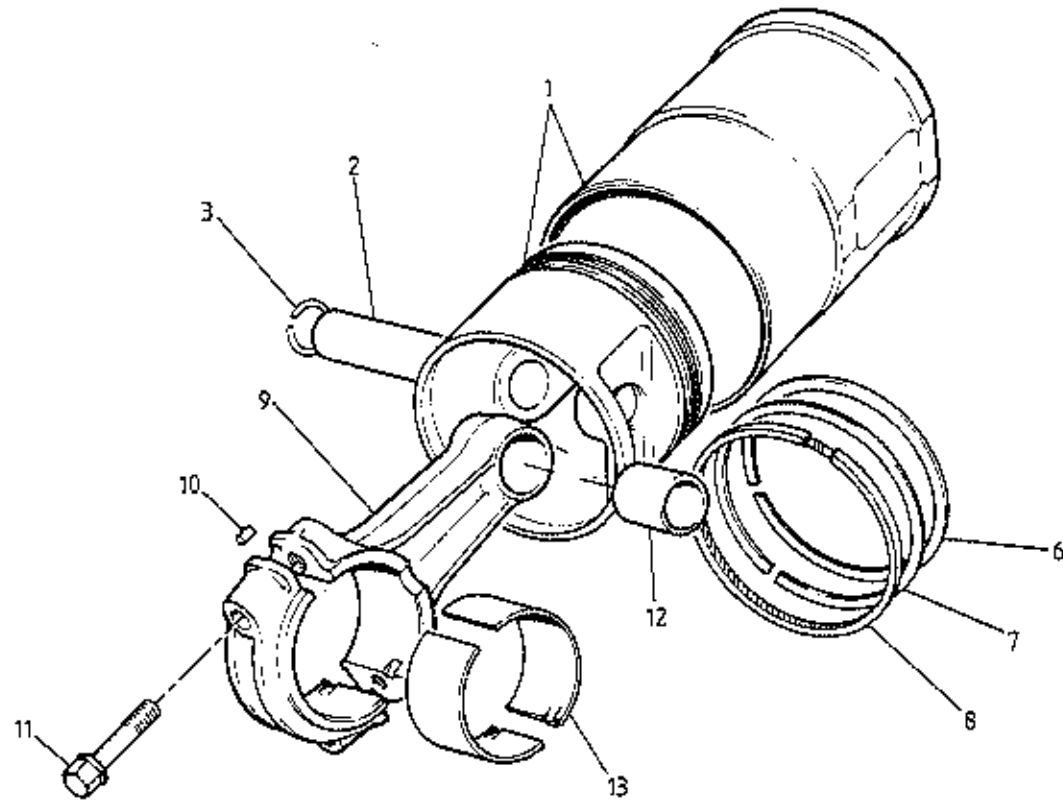


FUNCTION CODE	CONTENTS:	Cam Housings, Camshafts, Tappets		QUANTITY		REMARKS
		PART DESCRIPTION	PART NUMBER	ALL		
40.07A						
1	Camshaft Housing, inlet	A912E2034K	1		2.2 litre. May use A920E0016K	
	" " "	A920E0016K*	1		2.0 litre	
2	" " exhaust	A912E2033K	1		2.2 litre. May use A920E0015K	
	" " "	A920E0015K*	1		2.0 litre	
3	Nut, M8, cam housing to head	A075W3021Z	4		* Machined for head	
4	Washer, flat, " " "	A075W4020Z	4		stud clearance	
5	Torx Bolt, " " "	B911E1311F	16		Requires E10 socket	
6	Plug, M20, Torx bolt access	A911E6343F	10			
7	'O' Ring, access plug	A912E6694F	10			
8	Tappet	B920E0017Z	16			
9	Shim, tappet		16			
10	Thrust Washer, 0.173 - 0.175", cam endfloat	A907E0619Z)		Selective - see 40.07A page 2	
	" " 0.175 - 0.177", " "	A907E0620Z) 2			
	" " 0.177 - 0.179", " "	A907E0621Z)			
	" " 0.179 - 0.181", " "	A907E0622Z)			
14	Dowel, thrust washer to camshaft	A907E0476Z	2			
15	Setscrew, M10, " " "	A075W1046Z	2			
16	Washer, spring, " " "	A075W4037Z	2			
17	Rear Cover, camshaft housing	A907E0090Z	2			
18	'O' Ring, rear cover	A907E6027Z	2			
19	Stud, rear cover/heatshield	A912E2043F	4		For turbo heatshield see 45.05A	
22	Camshaft, inlet (type '107')	A912E0107F	1		Ident. on front shank: 7777....	
23	Camshaft, exhaust (type '107')	A912E0107F	1		" " " " "	
25	Woodruff Key, camshaft pulley	A907E6025Z	2			
26	Oil Seal, camshaft front	B907E6042F	2			
27	Blanking Plug, camshaft front	A907E6069F	2			
30	Cam Cover, inlet, front filler	A910E2481K	1		S4. Red finish	
	" " " " "	P691.4007.002AF	1		Sport 300. Slate grey metallic finish	
32	Cam Cover, exhaust	A912E2278K	1		S4. Red finish	
	" " " " "	P691.4007.001AF	1		Sport 300. Slate grey metallic finish	
34	Screw, cam cover fixing	B912E2037F	6			
35	'O' Ring, cam cover fixing screws	A912E6695F	6			
36	Gasket, cam cover to housing	A912E2040F	2			
37	Spirol Pin, gasket location 6-4. 80896249F	A079W6245F	8			
38	Oil Filler Cap, ratchet type	A912E6965F	1			

40.07A
Item 9

TAPPET SHIM CHART

Shim Thickness (in)	Part Number	Shim Thickness (in)	Part Number	Shim Thickness (in)	Part Number	Shim Thickness (in)	Part Number
0.060"	A026E6160Z	0.083"	A026E6183Z	0.106"	A026E6206Z	0.129"	A026E6229Z
0.061"	A026E6161Z	0.084"	A026E6184Z	0.107"	A026E6207Z	0.130"	A026E6230Z
0.062"	A026E6162Z	0.085"	A026E6185Z	0.108"	A026E6208Z	0.131"	A026E6231Z
0.063"	A026E6163Z	0.086"	A026E6186Z	0.109"	A026E6209Z	0.132"	A026E6232Z
0.064"	A026E6164Z	0.087"	A026E6187Z	0.110"	A026E6210Z	0.133"	A026E6233Z
0.065"	A026E6165Z	0.088"	A026E6188Z	0.111"	A026E6211Z	0.134"	A026E6234Z
0.066"	A026E6166Z	0.089"	A026E6189Z	0.112"	A026E6212Z	0.135"	A026E6235Z
0.067"	A026E6167Z	0.090"	A026E6190Z	0.113"	A026E6213Z	0.136"	A026E6236Z
0.068"	A026E6168Z	0.091"	A026E6191Z	0.114"	A026E6214Z	0.137"	A026E6237Z
0.069"	A026E6169Z	0.092"	A026E6192Z	0.115"	A026E6215Z	0.138"	A026E6238Z
0.070"	A026E6170Z	0.093"	A026E6193Z	0.116"	A026E6216Z	0.139"	A026E6239Z
0.071"	A026E6171Z	0.094"	A026E6194Z	0.117"	A026E6217Z	0.140"	A026E6240Z
0.072"	A026E6172Z	0.095"	A026E6195Z	0.118"	A026E6218Z	0.141"	A026E6241Z
0.073"	A026E6173Z	0.096"	A026E6196Z	0.119"	A026E6219Z	0.142"	A026E6242Z
0.074"	A026E6174Z	0.097"	A026E6197Z	0.120"	A026E6220Z	0.143"	A026E6243Z
0.075"	A026E6175Z	0.098"	A026E6198Z	0.121"	A026E6221Z	0.144"	A026E6244Z
0.076"	A026E6176Z	0.099"	A026E6199Z	0.122"	A026E6222Z	0.145"	A026E6245Z
0.077"	A026E6177Z	0.100"	A026E6200Z	0.123"	A026E6223Z	0.146"	A026E6246Z
0.078"	A026E6178Z	0.101"	A026E6201Z	0.124"	A026E6224Z	0.147"	A026E6247Z
0.079"	A026E6179Z	0.102"	A026E6202Z	0.125"	A026E6225Z	0.148"	A026E6248Z
0.080"	A026E6180Z	0.103"	A026E6203Z	0.126"	A026E6226Z	0.149"	A026E6249Z
0.081"	A026E6181Z	0.104"	A026E6204Z	0.127"	A026E6227Z	0.150"	A026E6250Z
0.082"	A026E6182Z	0.105"	A026E6205Z	0.128"	A026E6228Z		

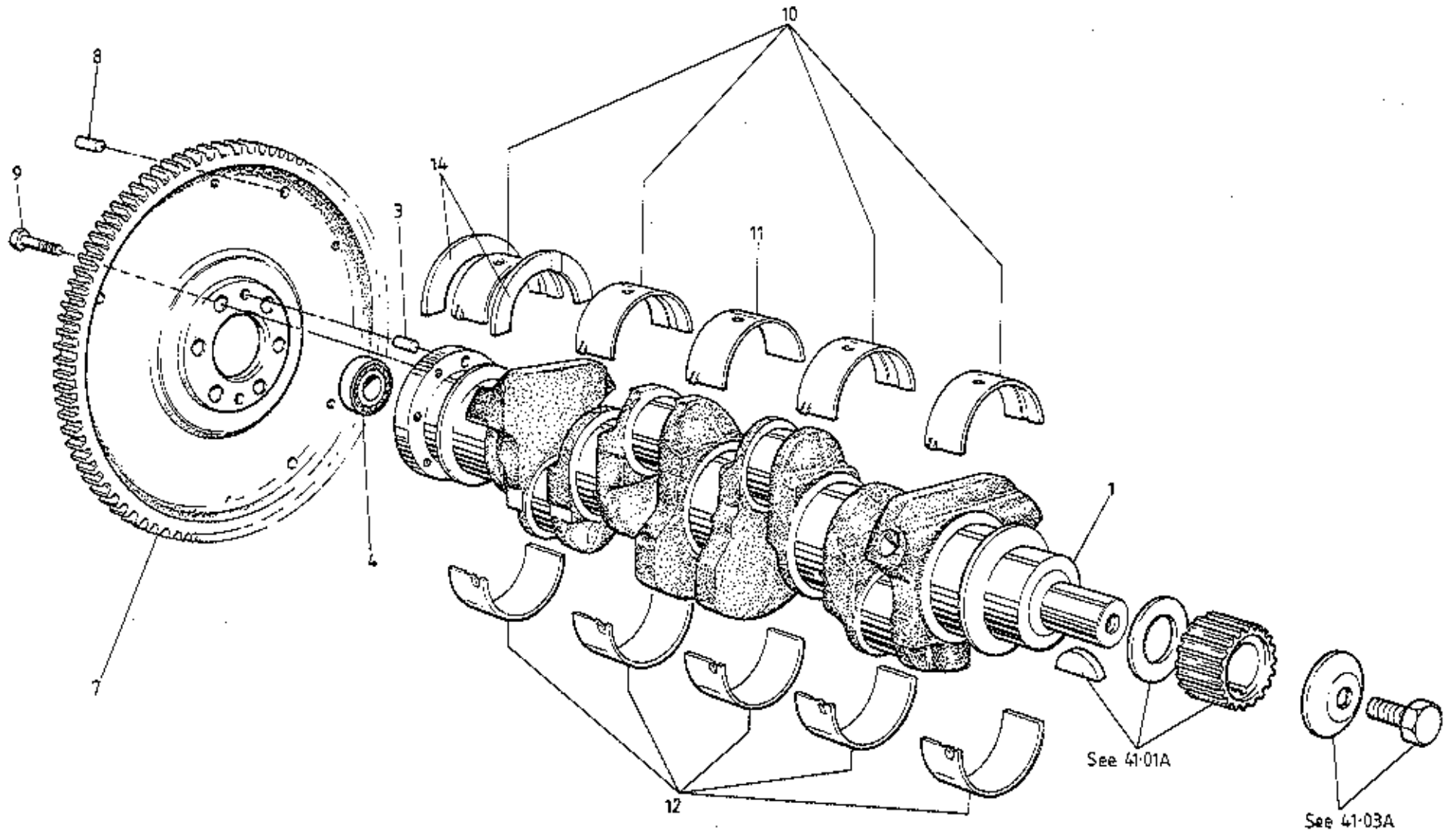


ESPRIT '93
4009A



FUNCTION CODE	CONTENTS: Pistons & Liners, Connecting Rods	QUANTITY		REMARKS
		ALL		
40.09A	PART DESCRIPTION	PART NUMBER		
1	Piston & Liner Assembly	A910E9269F*	4	2.2 litre) Inc. items up to 8
	" " " "	A920E0019F*	4	2.0)
	Permabond A905 Surface Conditioner	A912E6759V	A/R	> Cylinder liners to block
	Loctite 572 Sealant/Adhesive	A912E7030V	A/R	>
2	Gudgeon Pin, profiled	A910E2555H	4	
3	Circlip, gudgeon pin retention	A910E6781F	8	
6	Compression Ring, top, chrome plated	A910E2193F	4	Top & bottom internal edges bevelled
7	" " " second	A910E2194F	4	Plain
8	Oil Control Ring	A910E2195F	4	
9	Connecting Rod	B910E0714F#	4	Inc. items up to 12
10	Dowel, cap to rod	A907E0339Z	8	
11	Bolt, cap to rod	A907E0344Z	8	
12	Bush, connecting rod small end	A907E0357Z	4	
13	Bearing Shell, conn. rod 'big end' standard	A907E0342Z	8	
	" " " " " " - 0.010"	A907E0340Z	8	
	" " " " " " - 0.020"	A907E0341Z	8	
				* Unless ordering a complete set, quote piston weight grade marking stamped on crown (e.g. *2).
				# Unless ordering a complete set, quote weight grade letter painted on front of rod.

Esprit range: '93 M.Y. onwards
40.09A



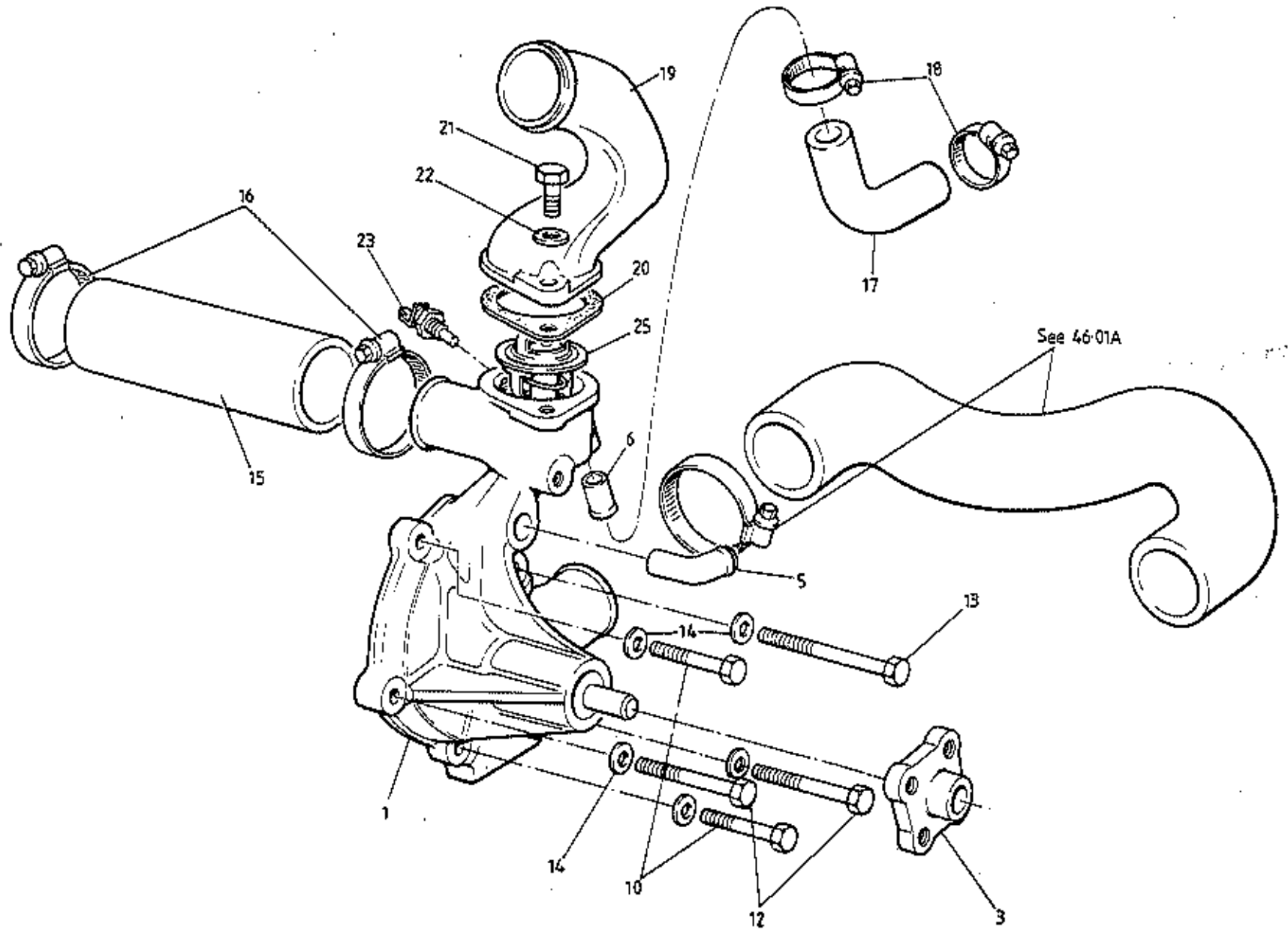
ESPRIT '93
40.11A



FUNCTION CODE	CONTENTS: Crankshaft, Flywheel	QUANTITY		REMARKS	
		S4	S4S/ SP.300		
40.11A	PART DESCRIPTION	PART NUMBER			
1	Crankshaft & Dowels	A910E2378J	1	1	2.2 litre.
	" " "	A920E0018J	1		2.0 litre.
3	Dowel, crankshaft to flywheel	A907E6015F	2		
	" " " "	P691.4011.002AK		2	
4	Spigot Bearing, ball	A912E6862F	1	1	
	Permabond A134	A100B6155V	A/R	A/R	
7	Flywheel (integral ring gear)	A910E2417F	1		Except USA. R/B B910E2417F (material spec) R/B P691.4011.001BF (material spec.)
	" " " "	B910E2417F	1		
	" " " "	P691.4011.001AF		1	
	" " " "	P691.4011.001BF		1	
8	Dowel, clutch cover to flywheel	A082F4118F	3		
	" " " "	P691.4011.002AF		3	
9	Bolt, flywheel to crankshaft	A907E6020Z	6	6	
	Permabond A134, flywheel bolts	A100B6155V	A/R	A/R	
10	Shell, main bearing, std i/d, std o/d	A907E0336Z	4	4	(Groove & hole) Upper, except centre
11	" " " " " " "	A911E1315F	1	1	(Plain with hole) Upper, centre
12	" " " " " " "	A907E1170F	5	5	(Plain) Lower
	Shell, main bearing, - 0.010" i/d, std o/d	A907E0538Z	4	4	(Groove & hole) Upper, except centre
	" " " " " " "	A911E1317F	1	1	(Plain with hole) Upper, centre
	" " " " " " "	A907E1172F	5	5	(Plain) Lower
	Shell, main bearing, - 0.020" i/d, std o/d	A907E0539Z	4	4	(Groove & hole) Upper, except centre
	" " " " " " "	A911E1318F	1	1	(Plain with hole) Upper, centre
	" " " " " " "	A907E1173F	5	5	(Plain) Lower
	Shell, main bearing, std i/d, + 0.015" o/d	A907E0675Z	4	4	(Groove & hole) Upper, except centre
	" " " " " " "	A911E1316F	1	1	(Plain with hole) Upper, centre
	" " " " " " "	A907E1171F	5	5	(Plain) Lower
	Shell, main bearing, - 0.010" i/d, + 0.015" o/d	B907E0675Z	4	4	(Groove & hole) Upper, except centre
	" " " " " " "	B911E1316F	1	1	(Plain with hole) Upper, centre
	" " " " " " "	B907E1171F	5	5	(Plain) Lower



FUNCTION CODE	CONTENTS: Crankshaft, Flywheel		QUANTITY		REMARKS
			S4	S4S/ SP.300	
40.11A	PART DESCRIPTION	PART NUMBER			
	Shell, main bearing, - 0.020" i/d, + 0.015" o/d	C907E067SZ	4	4	(Groove & hole) Upper, except centre
	" " " " " "	C911E1316F	1	1	(Plain with hole) Upper, centre
	" " " " " "	C907E1171F	5	5	(Plain) Lower
14	Thrust Washer, crankshaft, standard	A907E1000Z))	
	" " " + 0.0025"	A907E1001Z))	
	" " " + 0.0050"	A907E1002Z) 2) 2	
	" " " + 0.0075"	A907E1003Z))	
	" " " + 0.0100"	A907E1004Z))	

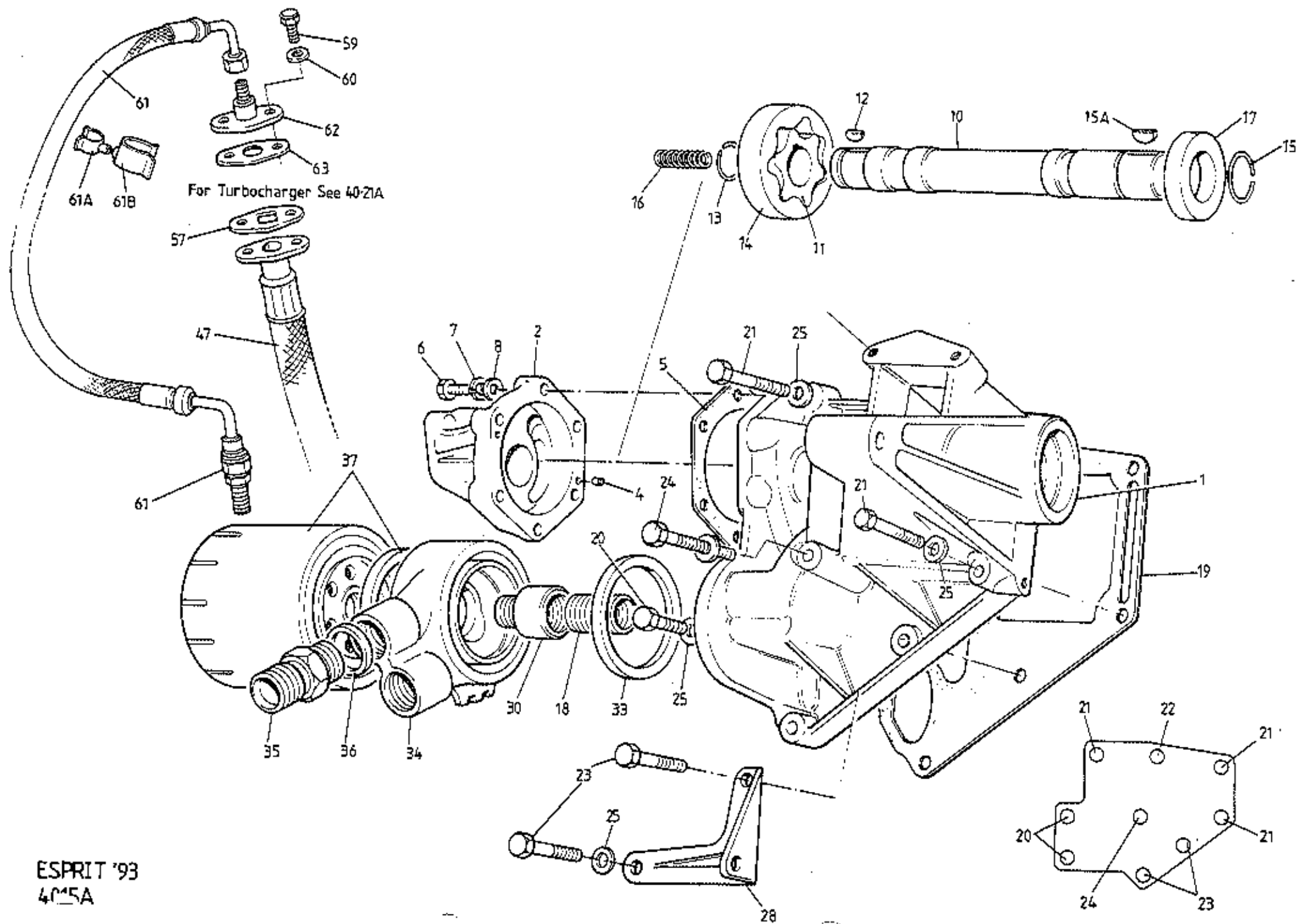


ESPRIT '93
4013A



FUNCTION CODE	CONTENTS: Water Pump	QUANTITY		REMARKS
		PART DESCRIPTION	PART NUMBER	
40.13A				
1	Water Pump Assembly (inc. hub & stub pipes)	A912E9277J	1	
	Permabond A905 Surface Conditioner, pump/block	A912E6759V	A/R	
	Loctite 509, water pump to block	A920E6007V	A/R	
3	Hub, water pump pulley	A910E7018F	1	
5	Elbow Pipe, heater return	A911E1431F	1	
6	Stub Pipe, inlet from head front	A910E1909F	1	
	Permabond A131, pipes to pump	A912E7034V	A/R	
10	Bolt, M6 x 30, pump to block	A075W2028Z	2	
12	" M6 x 40, " " "	A075W2030Z	2	
13	" M6 x 55, " " "	A075W2034Z	1	
14	Washer, flat, M6 x 12, water pump fixings	A075W4013Z	5	
15	Hose, inlet manifold to pump	A912E2017F	1	
16	Hose Clip, 32/50	A079K6019F	2	
17	Elbow Hose, cyl. head front to thermo. hsg.	A912E1837F	1	
18	Hose Clip, elbow hose	A079K6018F	2	
19	Thermostat Cover Outlet Elbow	B912E1829K	1	
20	Gasket, thermostat cover	A026E6102Z	1	
21	Setscrew, M8 x 25, thermostat cover fixing	A075W1039Z	2	
22	Washer, flat, " " "	A075W4020Z	2	
23	Thermal Transmitter, temperature gauge	A912E6739F	1	
	Permabond A131, transmitter to pump	A912E7034V	A/R	
25	Thermostat, 82°C	A907E6046Z	1	

VDO - from '85 M.Y.
 For gauge see 17.07A
 Gasket A912E7034V '85 M.Y. on



ESPRIT '93
40-5A

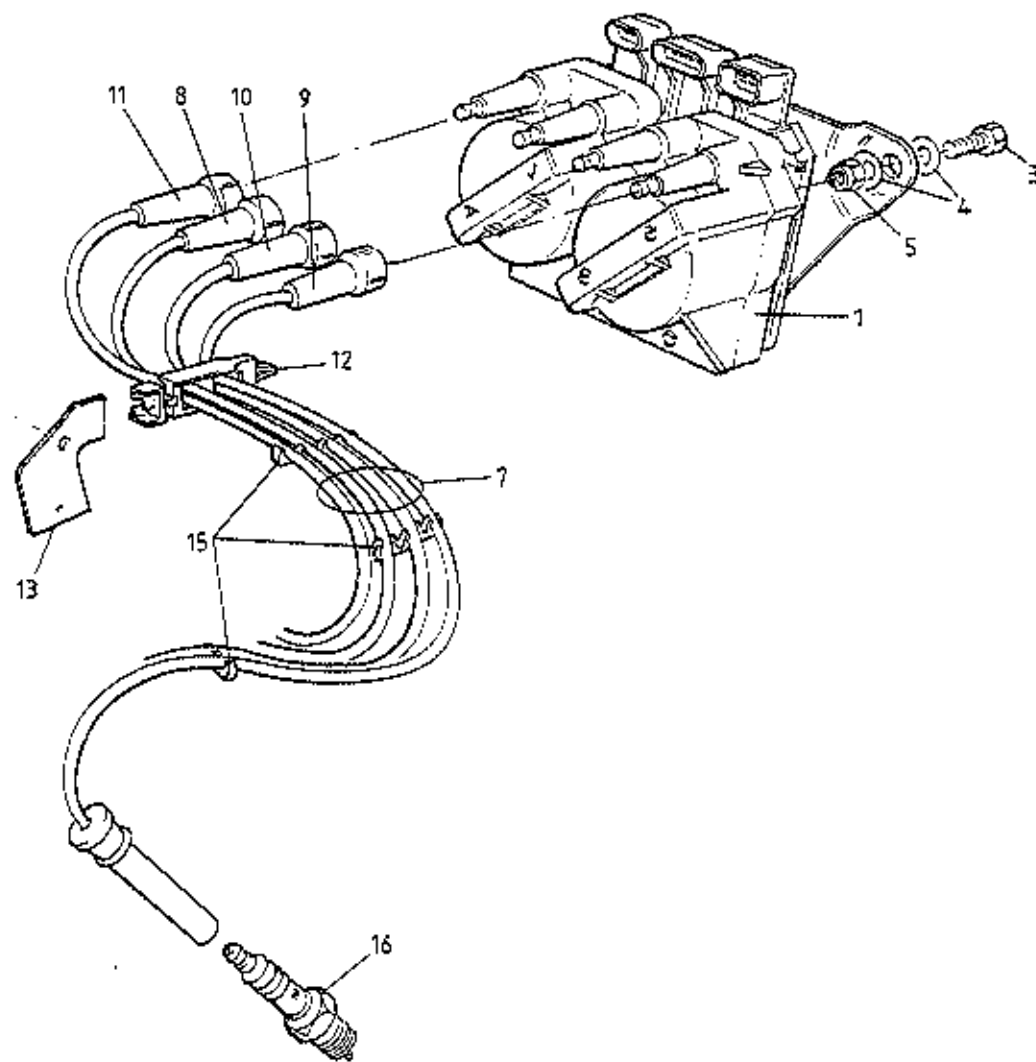



FUNCTION CODE	CONTENTS:	QUANTITY		REMARKS
		Auxiliary Housing, Oil Pump, Turbo Oil Pipes		
40.15A	PART DESCRIPTION	PART NUMBER	ALL	
	Auxiliary Housing & Oil Pump Assembly	A910E2595H 2596F	1	Inc. items up to 18.
1	Auxiliary Housing	A910E2591H	1	
2	Oil Pump Housing Assembly	E907E0803W	1	Inc. oil pressure relief valve
4	Dowel, pump body to aux. housing	A907E0530F	2	
5	Gasket, " " " " "	A907E0474Z	1	
6	Bolt, M6 x 30, " " " "	A075W2028Z	6	
7	Washer, spring, " " " "	A075W4035Z	6	
8	Washer, flat, " " " "	A075W4013Z	6	
	Auxiliary Shaft & Rotor Assembly	B907E0785F	1	Inc. key & circlip
10	Auxiliary Shaft	E907E0291H	1	
11	Rotor, oil pump	A907E0472F	1	R/B A910E2659S
12	Woodruff Key, oil pump rotor	A907E6001Z	1	
13	Circlip, rotor to shaft	A907E6101F	1	
14	Annulus, oil pump	A907E0473Y	1	R/B A910E2659S
15	Circlip, pulley abutment	A907E6067Z	1	
15A	Woodruff Key, auxiliary shaft pulley	A907E6025Z	1	
16	Spring, oil pump/chargecooler pump	B907E0135Z	1	
17	Oil Seal, auxiliary shaft front A907E604Z	A910E7025H	1	
18	Adaptor Union, oil filter	A907E0249Z	1	
	Permabond A134	A10086155V	A/R	
19	Gasket, auxiliary housing to block	D907E0442Z	1	
	Wellseal, aux. housing to cylinder block	A907E6119Z	A/R	
20	Setscrew, M8 x 25, " " " "	A075W1039Z	2	
21	Bolt, M8 x 60, " " " "	A075W2043Z	3	
22	Bolt, M8 x 40, " " " "	A075W2039Z 2	1	
23	Bolt, M8 x 45, " " " "	A075W2040Z	2	
24	Bolt, M8 x 90, aux. housing to block	A075W2048F	1	
25	Washer, flat, aux. housing fixings	A075W4020Z	9	
28	Bracket, a.c. compressor rear	C912E1379F	1	
30	Extension Union, oil filter	B907E0571F	1	
33	Sealing Ring, oil cooler adaptor to housing	A907E6167F	1	
34	Adaptor (sandwich plate), oil cooler	A907E1248K	1	
35	Union, oil cooler hoses to adaptor	A907E6300F	2	
	Permabond A134, union to adaptor	A100B6155V	A/R	
36	Washer, union to adaptor	B907E6301F	2	

Updated 1st November 2013



FUNCTION CODE	COMMENTS:	QUANTITY			REMARKS	
		ALL				
40.15A	Auxiliary Housing, Oil Pump, Turbo Oil Pipes					
	PART DESCRIPTION	PART NUMBER				
37	Oil Filter, inc. sealing ring	C907E6000W	1		May use 'A' or 'B' for service	
47	Pipe, oil drain, turbocharger to sump	D910E0990J	1			
	'O' Ring, drain pipe to sump	A910E6491F	1			
	Setscrew, M6 x 16, " " "	A075W1028Z	2			
	Washer, flat, " " "	A075W4013Z	2			
57	Gasket, drain pipe to turbo	A910E6375H	1			
59	Setscrew, M8 x 20, drain/feed to turbo	A075W1038Z	4			
60	Washer, flat, " " " "	A075W4020Z	4			
61	Hose, turbocharger oil feed	B910E2216F	1			
	Permabond A131, oil feed hose to gallery cover	A912E7034V	A/R			
61A	Swivel Clip, water hose to oil feed hose	A082W6331F	1			Large
61B	" " oil feed hose to water hose	A082W6338F	1			Small. R/B A089W6296F
	" " " " " " " "	A089W6296F	1			
62	Adaptor Flange, oil feed hose to turbo	A910E1545F	1			
63	Gasket, flange to turbo	A910E6374 ^H	1			



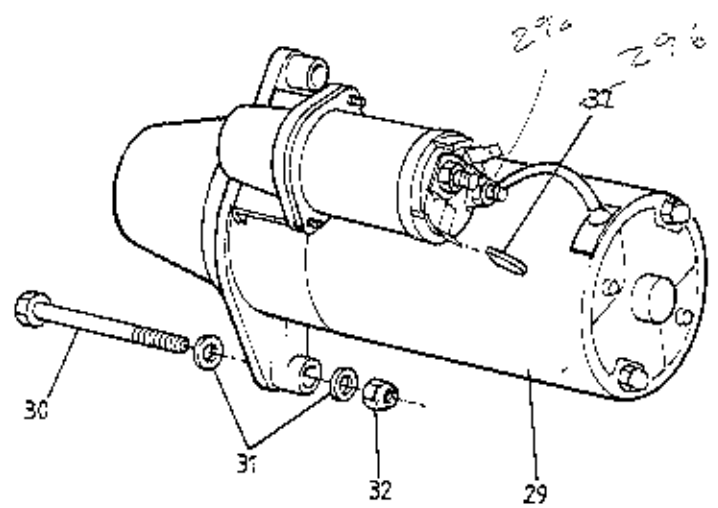
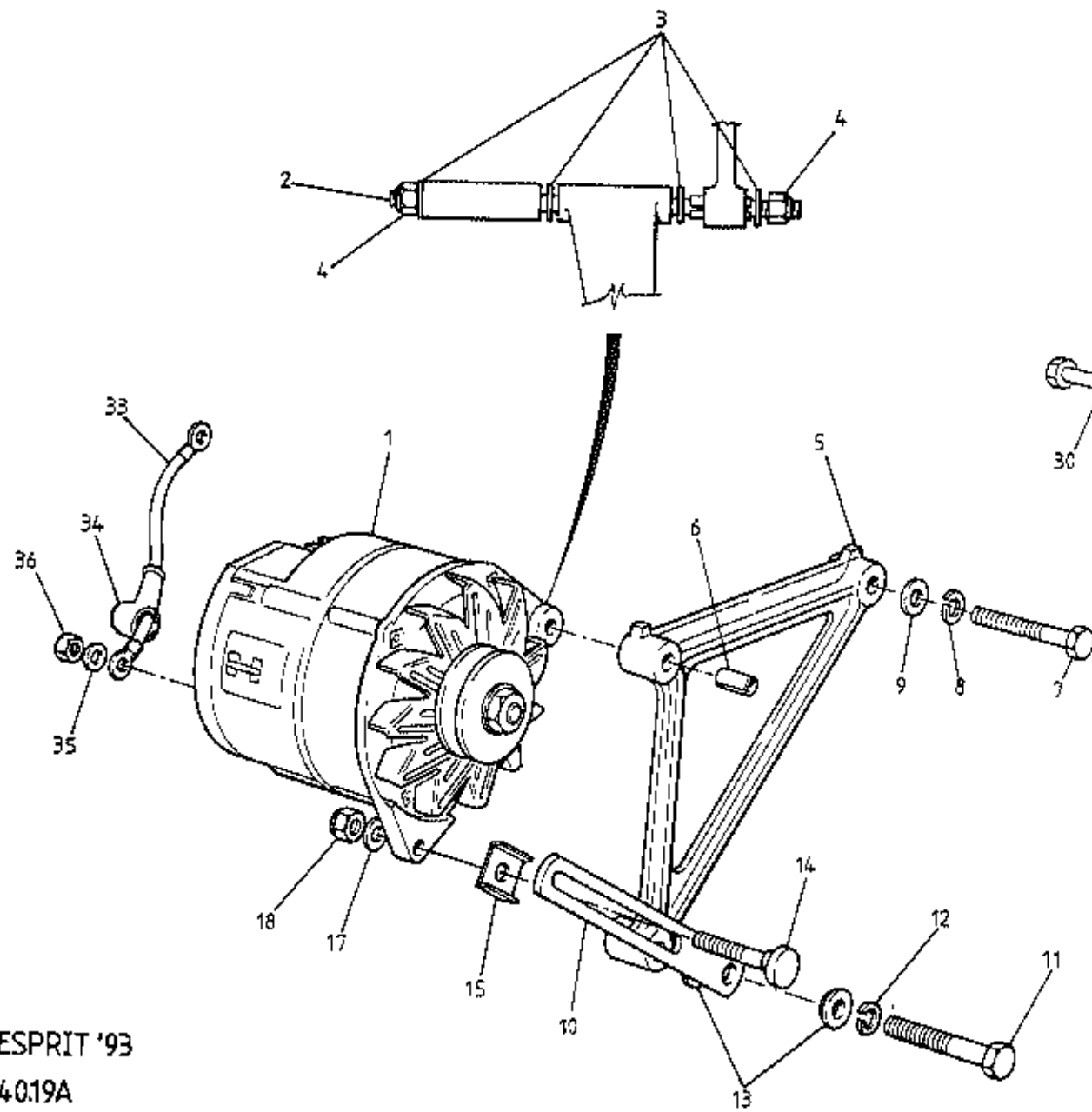
ESPRIT '93
4Q17A



FUNCTION CODE	CONTENTS:	D.I. Module/Ignition Coils, H.T. Leads, Spark Plugs		QUANTITY		REMARKS
		PART DESCRIPTION	PART NUMBER	ALL		
40.17A						
1		Direct Ignition Module/H.T. Coils	A910E6940F	1		
3		Setscrew, M8 x 20, ignition module to chassis	A075W1038Z	3		
4		Washer, flat, " " " "	A075W4020Z	6		
5		Nut, Nyloc, M8, " " " "	A075W3010Z	3		
7		Ignition Lead Set, H.T.	B910E6953F	1		
8		Ignition Lead, No.1	B910E2454H	1		
9		" " No.2	B910E2455H	1		
10		" " No.3	B910E2456H	1		
11		" " No.4	B910E2457H	1		
12		Clamp, H.T. leads	A910E6954F	1		
13		Plate, plug lead clip	A910E2513F	1		
15		Clip, H.T. harness, 4-cable	A910E7012F	5		
16		Sparking Plug, NGK BPR6EKN	A910E7009F	4		Subdivide as required

Esprit range: '93 M.Y. onwards

40.17A



ESPRIT '93
40.19A



FUNCTION CODE	CONTENTS: Alternator, Starter Motor	QUANTITY		REMARKS
		ALL		
40.19A	PART DESCRIPTION	PART NUMBER		
1	Alternator & Pulley Assembly, 90A	A910E6604F	1	
	Fan Kit, alternator	A910E6818S	1	
2	Stud, alternator to aux. housing	B910E1797F	1	
3	Washer, flat, alternator stud	A075W4020Z	4	
4	Nut, Nyloc, M8, " "	A075W3010Z	2	
5	Steady Bracket, alternator mounting	Z910E1847K	1	
6	Split Bush, steady bracket/alt. pivot stud	B910E1796F	1	
7	Bolt, M8 x 40, steady bracket to water pump	A075W2039D	1	
8	Washer, spring, " " " " "	A075W4036Z	1	
9	Washer, flat, " " " " "	A075W4020Z	1	
10	Strap, Nylon, alternator adjusting	B912E2220F	1	
11	Bolt, M10 x 45, strap/bracket/engine	A075W2053Z	1	
12	Washer, spring, strap anchor	A075W4037Z	1	
	Washer, flat, " "	A075W4020Z	1	
13	Bush, stepped " "	A912E2222F	2	
14	Clamp Bolt, alternator to strap	A910E2226F	1	
15	Clamp Plate, " " "	A912E2221F	1	
17	Washer, flat, " " "	A075W4020Z	1	
18	Nut, Nyloc, M8, " " "	A075W3010Z	1	
29	Starter Motor	A912E6884F	1	
29a	Washer, flat, starter terminal	A082W4118F	1	
29b	Insulation Sleeve, unused terminal	A910E6194F	1	
30	Bolt, M10 x 75, starter fixing	A075W2059Z	2	
31	Washer, flat " "	A075W4024Z	4	
32	Nut, Nyloc, M10, " "	A075W3011Z	2	
33	Cable, alternator to starter solenoid	B089M0414F	1	
34	Rubber Boot, alternator & starter terminals	A075W6174F	2	
35	Washer, flat, cable to alternator	A075W4020Z	1	
	Washer, s/proof, " " "	A082W4114F	1	
36	Nut, M8, cable to alternator	A075W3021Z	1	

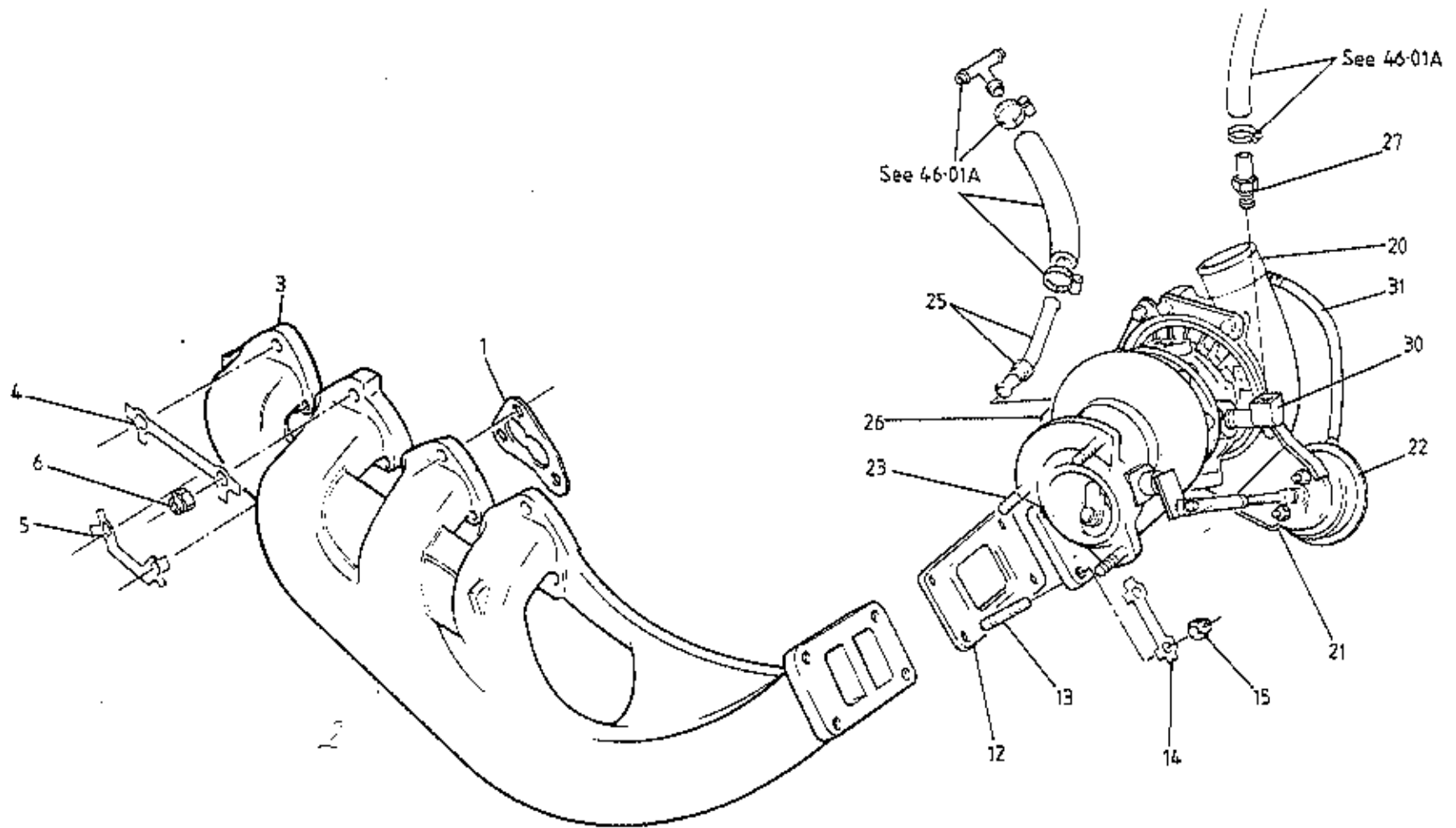
A/B/B B

Fitted between eyelet & spring washer

Esprit range: '93 M.Y. onwards

40.19A

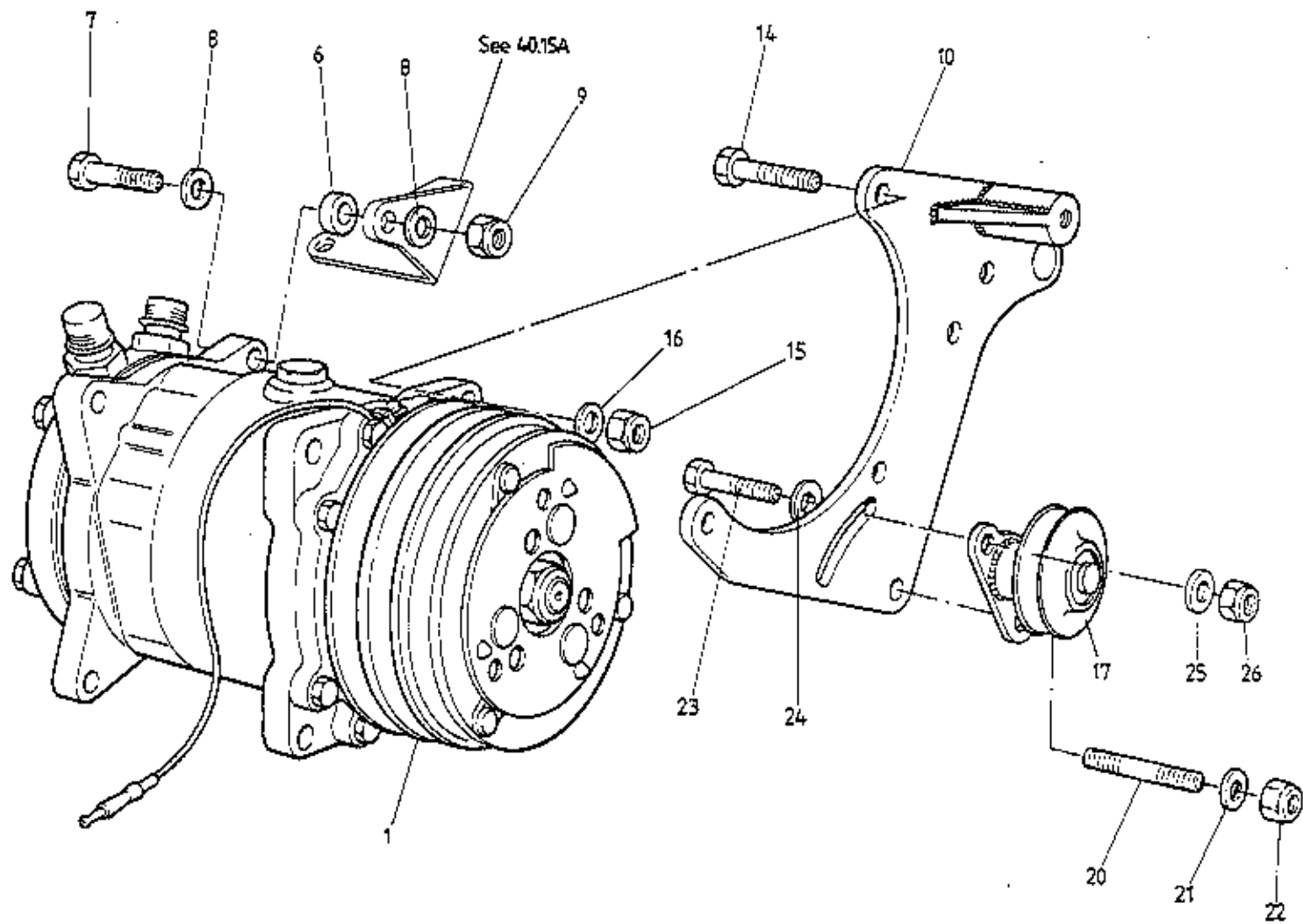
NOV 1994



ESPRIT '93
4021A



FUNCTION CODE	CONTENTS: Exhaust Manifold, Turbocharger		QUANTITY		REMARKS
			S4/S4S	SPORT 300	
40.21A	PART DESCRIPTION	PART NUMBER			
1	Gasket, exhaust manifold to head	A910E2235F	4	4	
2	Exhaust Manifold	A910E2588K	1	1	
4	Locking Plate, manifold to head, upper	A910E2419F	2	2	
5	" " " " " lower	A910E2420F	4	4	
6	Nut, MB, Aerotite " " "	AO75W3022Z	12	12	
12	Gasket, turbo to manifold	A910E2565F	1	1	
13	Stud, M10, turbo to manifold	A912E2020F	4	4	
14	Lockplate, " " " "	A910E1563F	2	2	
15	Nut, M10, Kaylock, turbo to manifold	AO89W3082F	4	4	
20	Turbocharger Assembly	A910E6959F	1		2.2 litre) S4
	" "	A920E6002F	1		2.0 litre)
	" "	A910E7043F	1		S4S
	" "	P691.4021.600CF		1	
21	Bracket, wastegate actuator capsule mounting	A910E2355H	1		
	" " " " " "	P691.4021.001AF		1	
22	Capsule, wastegate actuation	A910E6915F	1	1	
23	Stud, turbo outlet	A910E7016F	3	3	
25	Stub Pipe & nut, turbo coolant feed	A910E2382F	1		
	" " " " " "	A910E2544F		1	Same as outlet pipe
26	Elbow Adaptor, " " " "	A910E2369F	1	1	
	Permabond, Al34, elbow fixing	A100B6155V	A/R	A/R	
27	Pipe & Nut, turbo coolant outlet pipe	A910E2544F	1	1	
30	Elbow Adaptor, " " " "	A910E2369F	1	1	
	Permabond Al34, elbow fixing	A100B6155V	A/R	A/R	
31	Hose, pressure sensing (inc. clips)	A910E9280S	1	1	
		<i>Hose</i> <i>clips</i>			
		A910E92785	1		
		A910E92795	2		



ESPRIT '93

40.23A

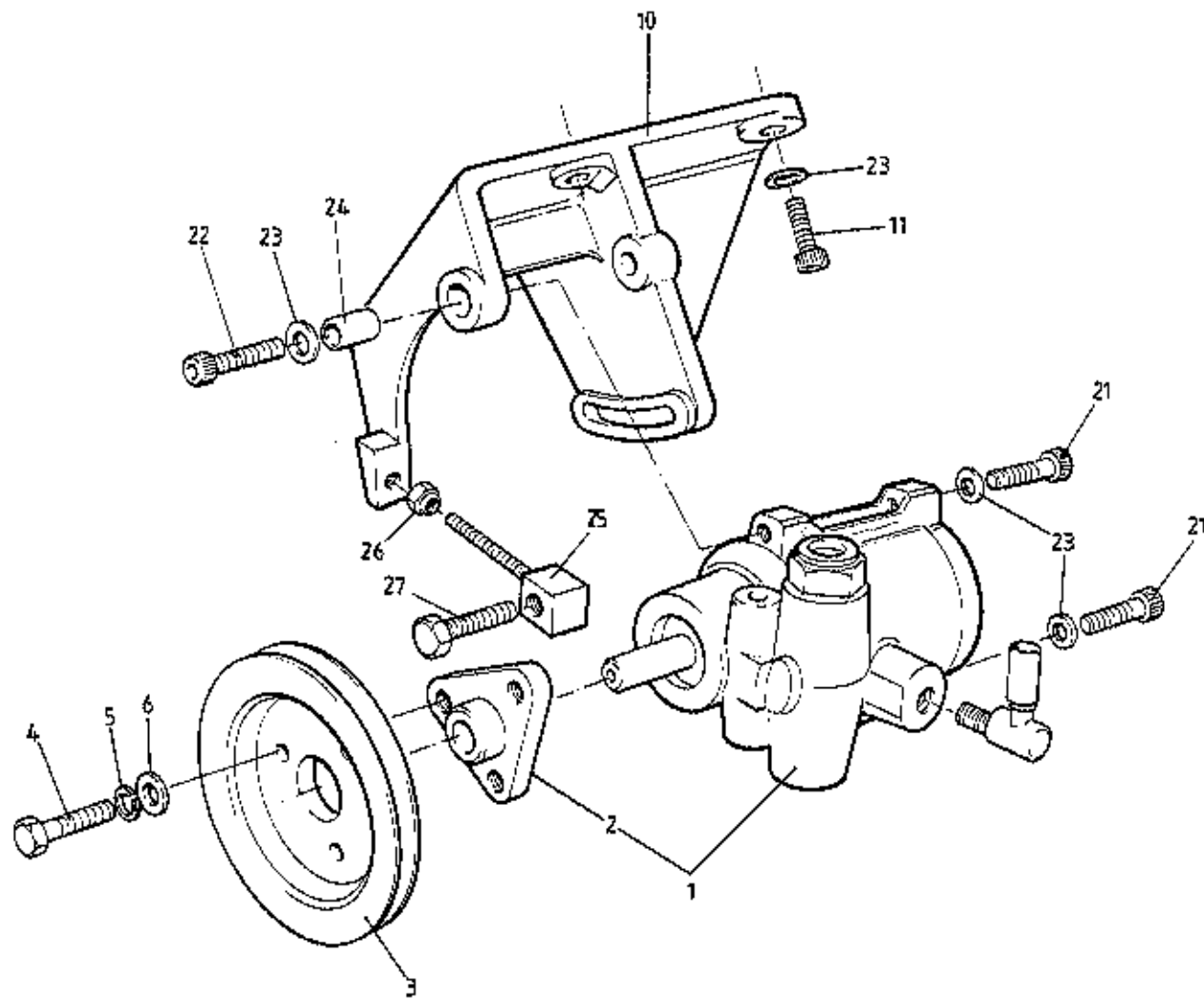
1995 / 01



FUNCTION CODE	CONTENTS: A.C. Compressor, Mounting Bracket, Jockey Wheel	QUANTITY		REMARKS
		ALL		
40.23A	PART DESCRIPTION	PART NUMBER	ALL	
1	Compressor, air conditioning	A079P6010F	1	Freon 12 refrigerant gas
	" " "	A082P6064F	1	R 134a (CFC Free) refrigerant gas
6	Spacer, 6.4mm, compressor to rear bracket	A907E1139F	1	
7	Bolt, M10 x 40, " " " "	A075W2052Z	1	
8	Washer, flat, " " " "	A075W4024Z	2	
9	Nut, M10, " " " "	A075W3011Z	1	
10	Bracket, compressor front to block	A912E2276F	1	
	Bolt, M10 x 45, compressor bracket to block	A075W2053Z	2	
14	Bolt, compressor to front bracket	A075W2051Z	3	
15	Nut, M10, " " " "	A075W3011Z	3	
16	Washer, flat, compressor to front bracket	A075W4024Z	3	
17	Idler Pulley & Adjuster Bracket Assembly	A910E9049J	1	
20	Stud, idler pulley bracket pivot	A907E1197F	1	
	PermaBond A130, stud securing	A912E7033V	A/R	
21	Washer, flat, pulley bracket fixing	A075W4020Z	1	
22	Nut, M8, Nyloc, " " "	A075W3010Z	1	
23	Bolt, M8, idler pulley adjust slot	A075W2037Z	1	
24	Washer, thick, " " "	A079W4019F	1	
25	Washer, flat, " " "	A075W4020Z	1	
26	Nut, M8, Nyloc, " " "	A075W3010Z	1	

Esprit range: '93 M.Y. onwards

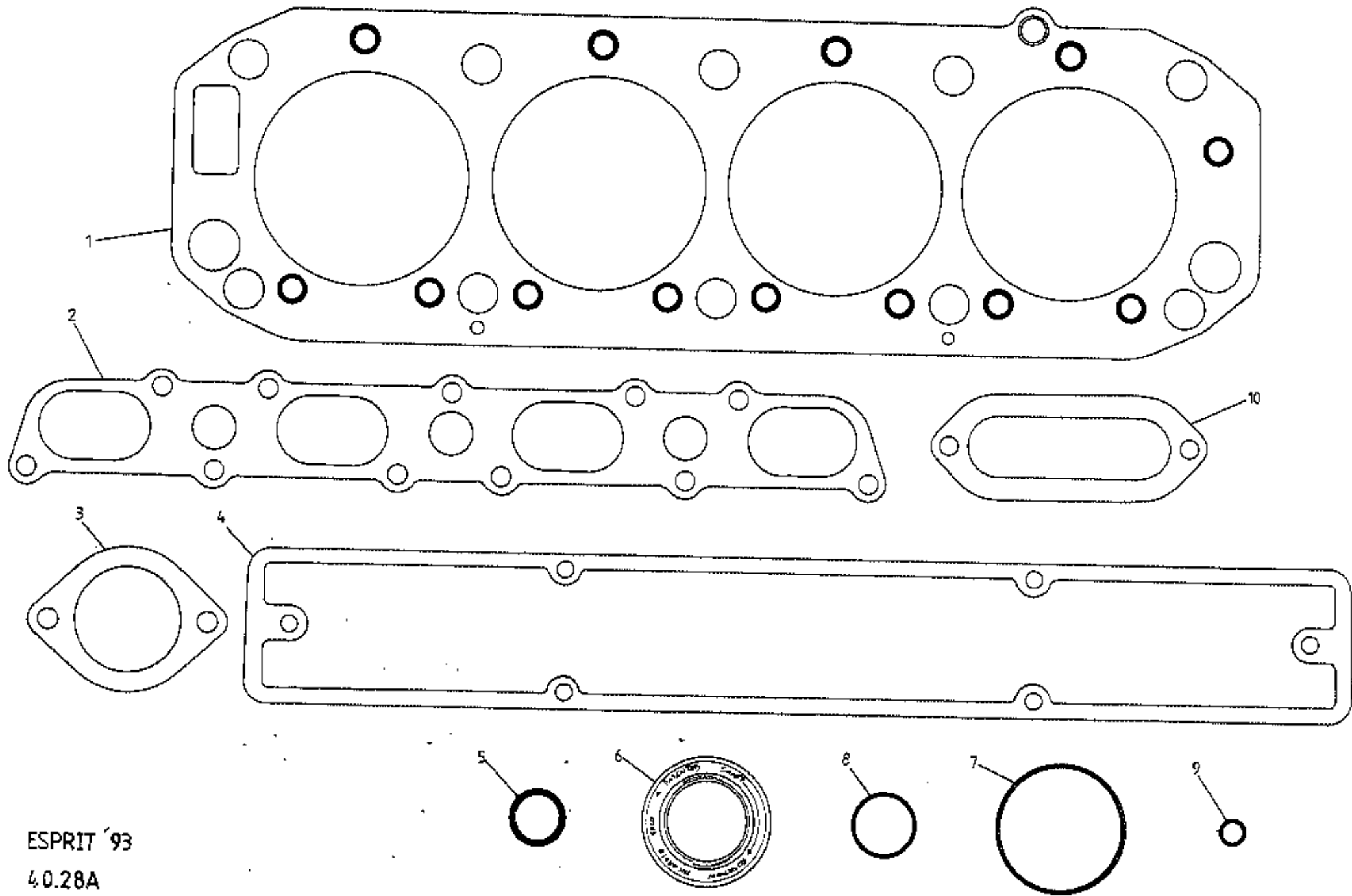
40.23A



ESPRIT '93
4025A



FUNCTION CODE	CONTENTS:	Power Steering Pump, Pulley, Mounting Bracket		QUANTITY		REMARKS
		PART DESCRIPTION	PART NUMBER	ALL		
40.25A						
1	Pump Assembly (inc. hub), power steering	A910E7022F	1			
2	Hub, power steering pump pulley	A912E7013F	1			
3	Pulley, power steering pump (pressed steel)	A912E6589F	1			R/E B912E6589F
	" " " " (cast alloy)	B912E6589F	1			
4	Setscrew, M8 x 12, pulley to pump	A075W1035Z	3			Use only with A912E6589F
	" M8 x 16, " " "	A075W1036Z	3			Use only with B912E6589F
5	Washer, spring, " " "	A075W4036Z	3			
6	Washer, flat, M8, " " "	A075W4020Z	3			
10	Bracket, PAS pump mounting	B910E2468K	1			
11	Setscrew, socket head, M8 x 25, pump brkt/block	A075W7024F	4			
21	" " " " " pump to bracket	A075W7024F	2			Rear
22	" " " M8 x 30, pump to bracket	A089W7052F	1			Front
23	Washer, flat, M8, pump/bracket fixing	A075W4020Z	7			
24	Split Bush, pump front fixing lug	A910E2560F	1			
25	Adjuster Stud, belt tension	B910E2470F	1			
26	Locking Nut, adjuster stud	A075W3021Z	1			
27	Pivot Bolt, belt tension adjuster stud	B910E2469F	1			
	Permabond A130, pump & bracket fixings	A912E7033V	A/R			

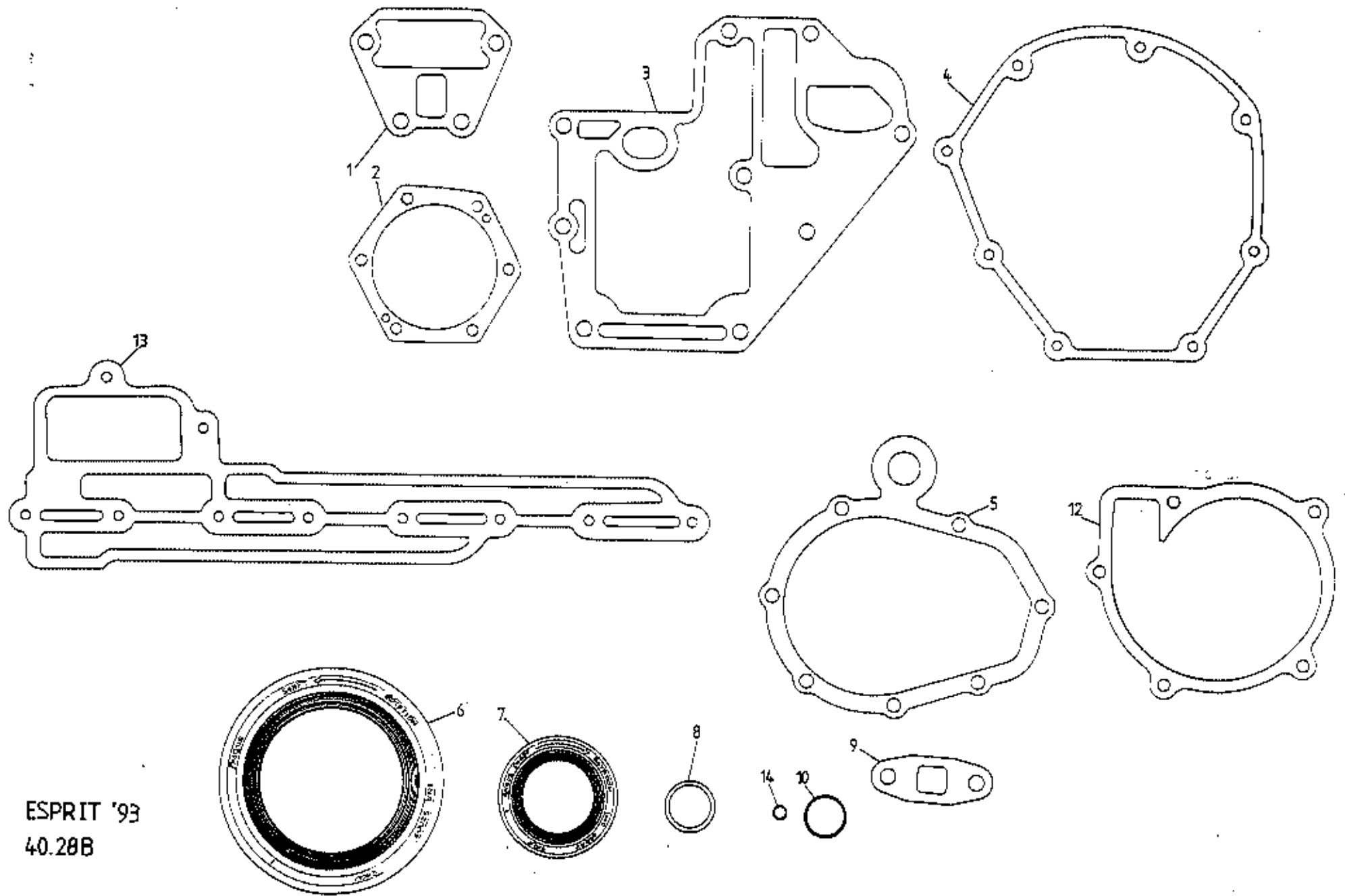


ESPRIT '93
40.28A



FUNCTION CODE	CONTENTS:	Engine Upper Gasket Set		QUANTITY		REMARKS
		PART DESCRIPTION	PART NUMBER	ALL		
40.28A						
		Engine Upper Gasket Set comprising:	B910E9246W	1		
1		Cylinder Head Gasket	B912E7029Z	1		
2		Inlet Manifold Gasket	A912E2009F	1		
3		Thermostat Housing Gasket	A026E6102Z	1		
4		Camshaft Cover Gasket	A912E2040F	2		
5		Camshaft Cover Screw 'O' Ring	A912E6695F	6		
6		Camshaft Front Oil Seal	B907E6042Z	2		
7		Camshaft Rear Cover 'O' Ring	A907E6027Z	2		
8		Camshaft Housing Access Plug 'O' Ring	A912E6694F	10		
9		Cam Housing Oil Feed 'O' Ring	A907E6202Z	2		
10		Diffuser/Plenum Gasket	A910E1474F	1		
					Exhaust Manifold Gaskets (A910E2235F 4 off) can be ordered separately if required.	

Esprit range: '93 M.Y. onwards
40.28A

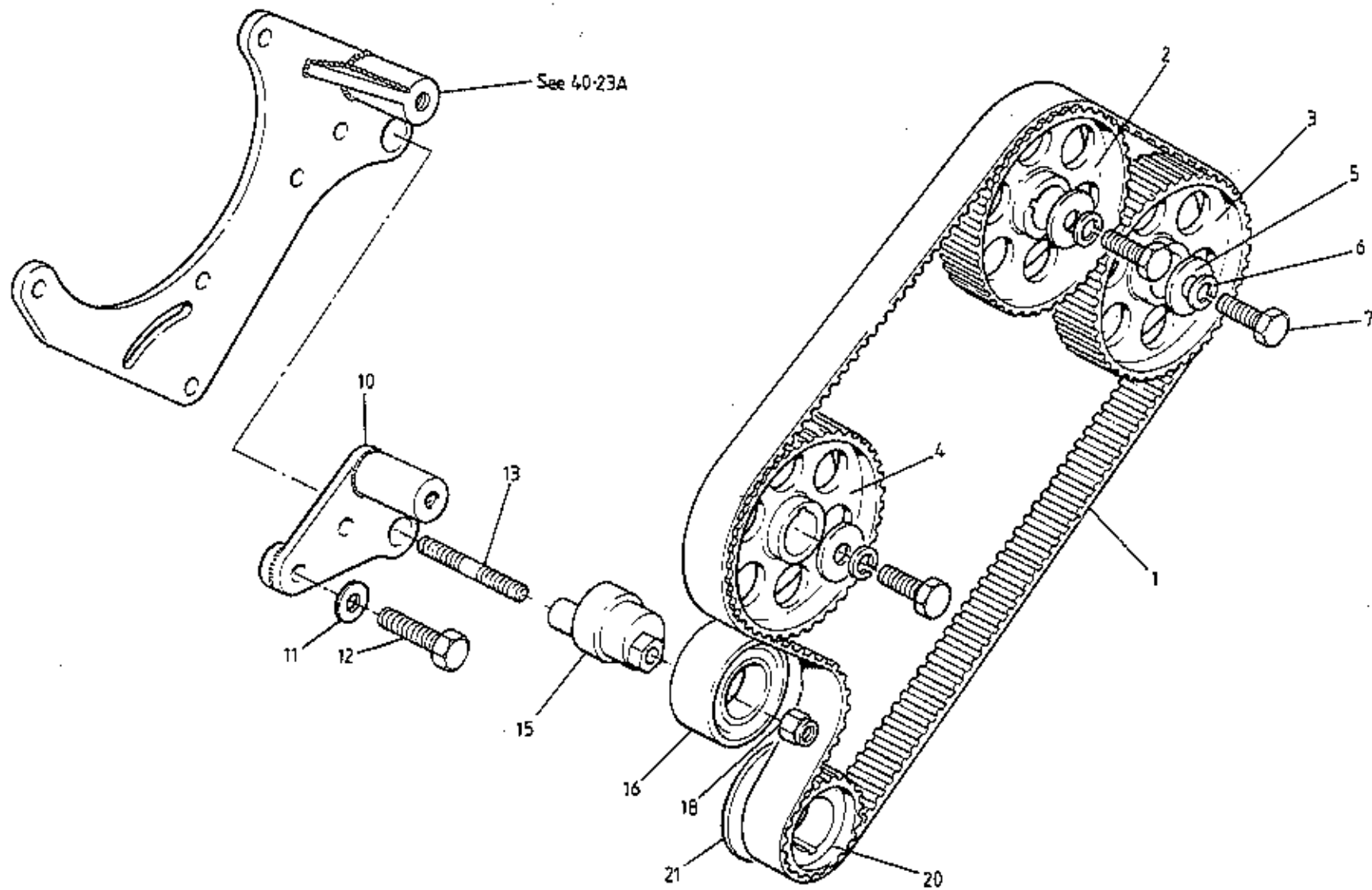


ESPRIT '93
40.28B



FUNCTION CODE	CONTENTS:	QUANTITY		REMARKS
		ALL		
40.28B	Engine Lower Gasket Set			
	Engine Lower Gasket Set comprising:	A910E0808W	1	
1	Oil Gallery Cover Gasket	A907E0438Z	1	
2	Oil Pump Gasket	A907E0474Z	1	
3	Auxiliary Housing Gasket	C907E0442Z	1	
4	Rear Seal-Housing Gasket	A907E0671Z	1	
5	Front Cover Gasket	A907E0245Z	1	
6	Crankshaft Rear Oil Seal	A912E2334F	1	
7	Crankshaft Front Oil Seal	B907E6010Z	1	
8	Oil Pick Up Pipe Olive	A907E0606Z	1	
9	Gasket, oil drain pipe to turbo	A910E6375F	1	
10	'O' Ring, turbo drain pipe to sump	A910E6491F	1	
13	Scavenge Manifold Gasket	A910E1468F	1) Not used in this application
14	'O' Ring, oil tank hose to pump	A910E6526F	1) (dry sump engines)

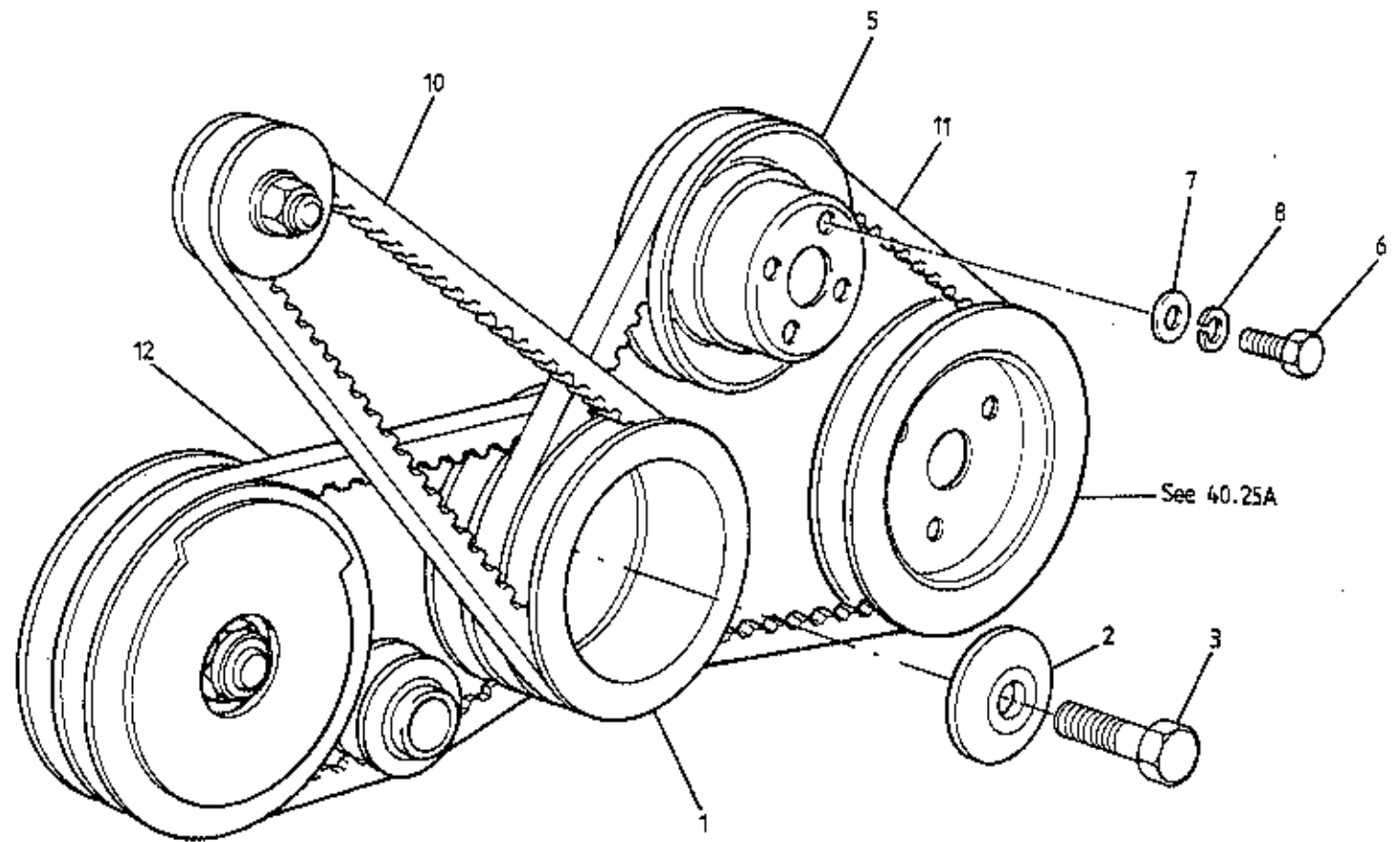
Esprit range: '93 M.Y. onwards
40.28B



ESPRIT '93
41.01A



FUNCTION CODE	CONTENTS: Cam Belt, Toothed Pulleys, Tensioner		QUANTITY		REMARKS
	PART DESCRIPTION	PART NUMBER	ALL		
41.01A					
1	Toothed Belt, camshaft timing	A912E6697F	1		R/B B912E6697F
	" " " "	B912E6697F	1		'95 M.Y. California
2	Toothed Pulley, inlet camshaft	C910E2186F	1		Red dots 110° M.O.P.) 2.2 litre
3	" " exhaust "	B910R2169F	1		Blue dots 100° M.O.P.) 910
	Toothed Pulley, inlet camshaft	C910R2186F	1		Red dots 110° M.O.P. > 2.0 litre
	" " exhaust "	A912E2019F	1		Green dots 104° M.O.P. > 920
4	Toothed Pulley, auxiliary shaft	A912E2019F	1		
5	Washer, pulley retention	A907E6026Z	3		
6	Washer, spring, pulley retention	A075W4037Z	3		
7	Bolt, M10 x 35, " "	A075W2015Z	3		
	Permabond A131, bolt securing	A912E7034V	A/R		
10	Bracket, belt tensioner to block	C912E2275F	1)
11	Washer, flat, " " "	A075W4024Z	2) Heater only cars. For a.c. see
12	Bolt, M10 x 45, bracket to block	A075W2053Z	2) 40.23A
13	Stud, M10, tensioner fixing	B907E0504K	1		
	Permabond A134, stud securing	A100B6155V	A/R		
15	Eccentric Hub, belt tensioner	A912E2176F	1		
16	Pulley/Bearing " "	A907E6249F	1		
	Sleeve, tensioner pulley diameter increaser	A920E0020F	1		>
	Circlip, sleeve to pulley/bearing	A920E6006F	1		> 2.0 litre 920 only
	Belt Adjuster Assembly (hub, bearing, sleeve & circlip)	A920E0026J	1		>
18	Nut, M10, Nyloc, tensioner fixing	A075W3011Z	1		
	Washer, flat, tensioner fixing	A075W4024Z	1		
20	Toothed Pulley, crankshaft, cam belt drive	A912E201BF	1		
21	Flange, toothed pulley rear	A907E0096Z	1		
	Woodruff Key, toothed pulley to crank	A907E6016Z	1		
		A920E0013F			2.0 litre only

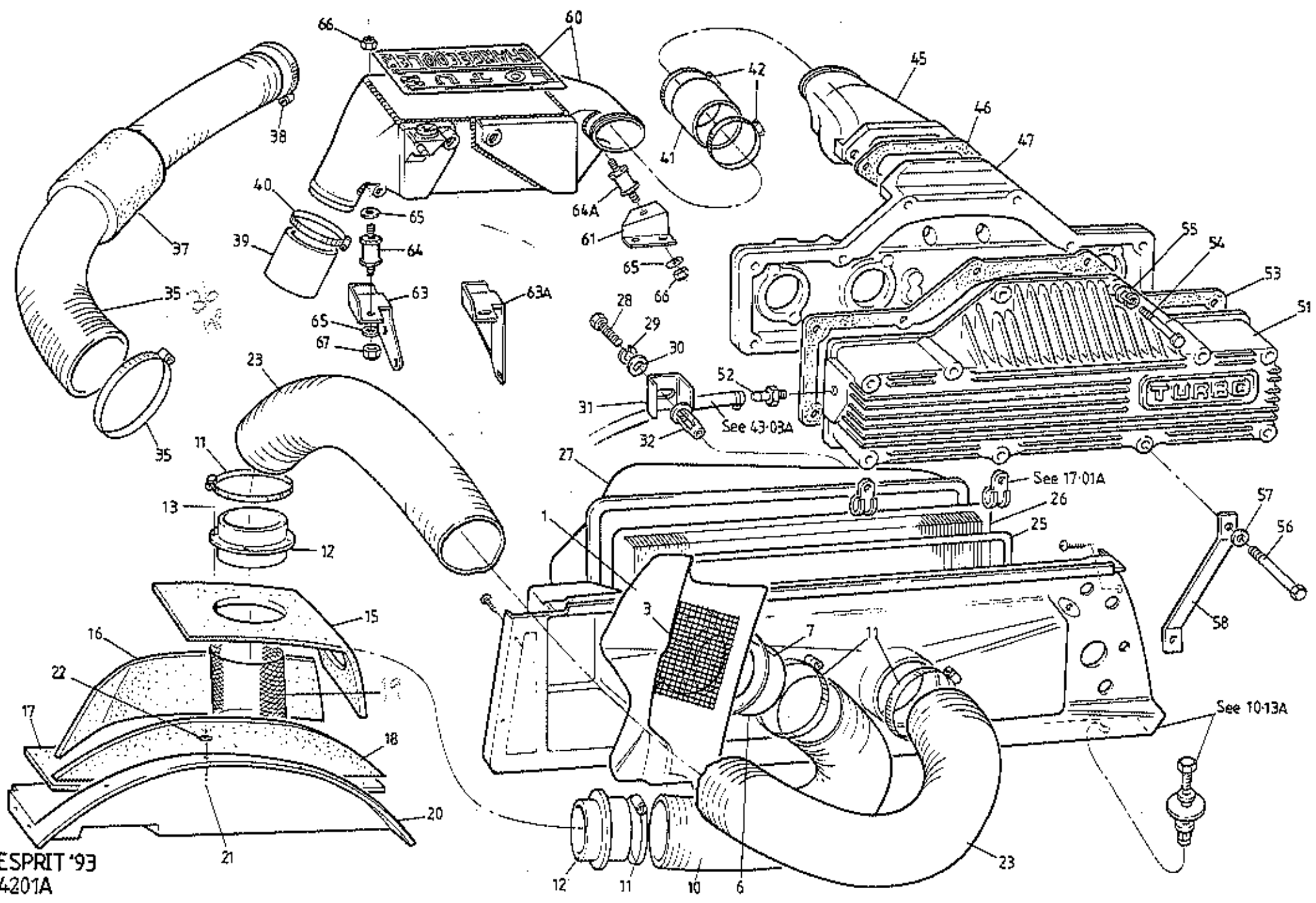


ESPRIT '93
4103A



FUNCTION CODE	CONTENTS: Auxiliary Drive Belts & Pulleys	QUANTITY		REMARKS
		ALL		
41.03A	PART DESCRIPTION	PART NUMBER	ALL	
1	'V' Pulley, crankshaft, triple groove	A907E1193F	1	
2	Washer, conical, pulley retention	B907E1106F	1	
3	Setscrew, 1/2" UNF x 1 1/4", pulley retention	A075W1020Z	1	
5	'V' Pulley, water pump	A910E7019F	1	
6	Setscrew, M8 x 12, pulley to hub	A075W1035Z	4	
7	Washer, flat, pulley to hub	A075W4020Z	4	
8	Washer, spring, " " "	A075W4036Z	4	
10	'V' Belt, alternator drive	A907E6332F	1	
11	" " water pump/PAS pump drive	A910E6638F	1	
12	" " a.c. compressor drive	A910E6656F	1	If fitted

Esprit range: '93 M.Y. onwards
41.03A



ESPRIT '93
 4201A



FUNCTION CODE	CONTENTS: Airbox, Chargecooler, Intake Plenum	QUANTITY		REMARKS
		S4/S4S	SPORT 300	
42.01A	PART DESCRIPTION	PART NUMBER		
1	Intake Duct, RH, engine air intake	A082B4770K	1	1
	Pop Rivet, engine air intake duct to body	A075W6092Z	4	4
3	Grille, " " " "	A082U5945F	1	1
	Pop Rivet, waterproof, grille fixing	A075W6094Z	4	4
	Washer, pop rivet, " "	A075W4001Z	4	4
6	Adaptor, RH intake duct to trunking	A082B4824K	1	1
	Screw, adaptor to intake duct	A075W5031Z	3	3
10	Trunking, intake duct to silencer	A082B4929K	1	1
11	Hose Clip, 80-100 mm, hose fixing	A907E6347F	4	4
12	Hose Connector, induction silencer	A082B4926J	2	2
	Pop Rivet, connector to body	A089W6297Z	8	8
15	Liner, induction silencer, upper	A082V7762K	1	1
16	" " " inboard	A082V7761K	1	1
17	" " " lower	A082V7760K	1	1
18	" " " outboard	A082V7759K	1	1
19	Grille, induction silencer filter	A082U7213F	1	1
20	Cover, induction silencer, wheelarch	A082B4925K	1	1
21	Pop Rivet, silencer cover to wheelarch	A089W6297F	9	9
	Washer, pop rivet, " " "	A075W4000Z	9	9
23	Trunking, induction silencer to sidewall	A082B4928K	1	1
25	Seal, air filter element	C907E0588F ²	1	1
26	Air Filter Element	A907E6182Z	1	1
27	Cover, air filter	B082E4154K	1	1
28	Setscrew, M6 x 30, cover to sidewall	A075W1032Z	2	2
29	Washer, spring, M6, " " "	A075W4035Z	2	2
30	Washer, flat, M6x25, " " "	A075W4017Z	2	2
31	Clamp Bracket, " " "	A082E4158F	2	2
32	Rivnut, M6, " " "	A082W3092F	2	2
35	Hose Clip, induction hose to airbox	A907E6347F	1	1
36	Induction Hose, airbox to turbo	P907E1089F	1	1
	" " " " "	P691.4201.007BF		1
37	Foam Sleeve, hose protection	A082E4129K	1	1
38	Hose Clip, hose to turbo	A075L6044F	1	1
39	Hose, turbo to chargecooler	A910E2542F	1	1
	" " " " "	P691.4201.008AF		1
40	Hose Clip, chargecooler inlet hose	A082L6198F	2	2

360 mm



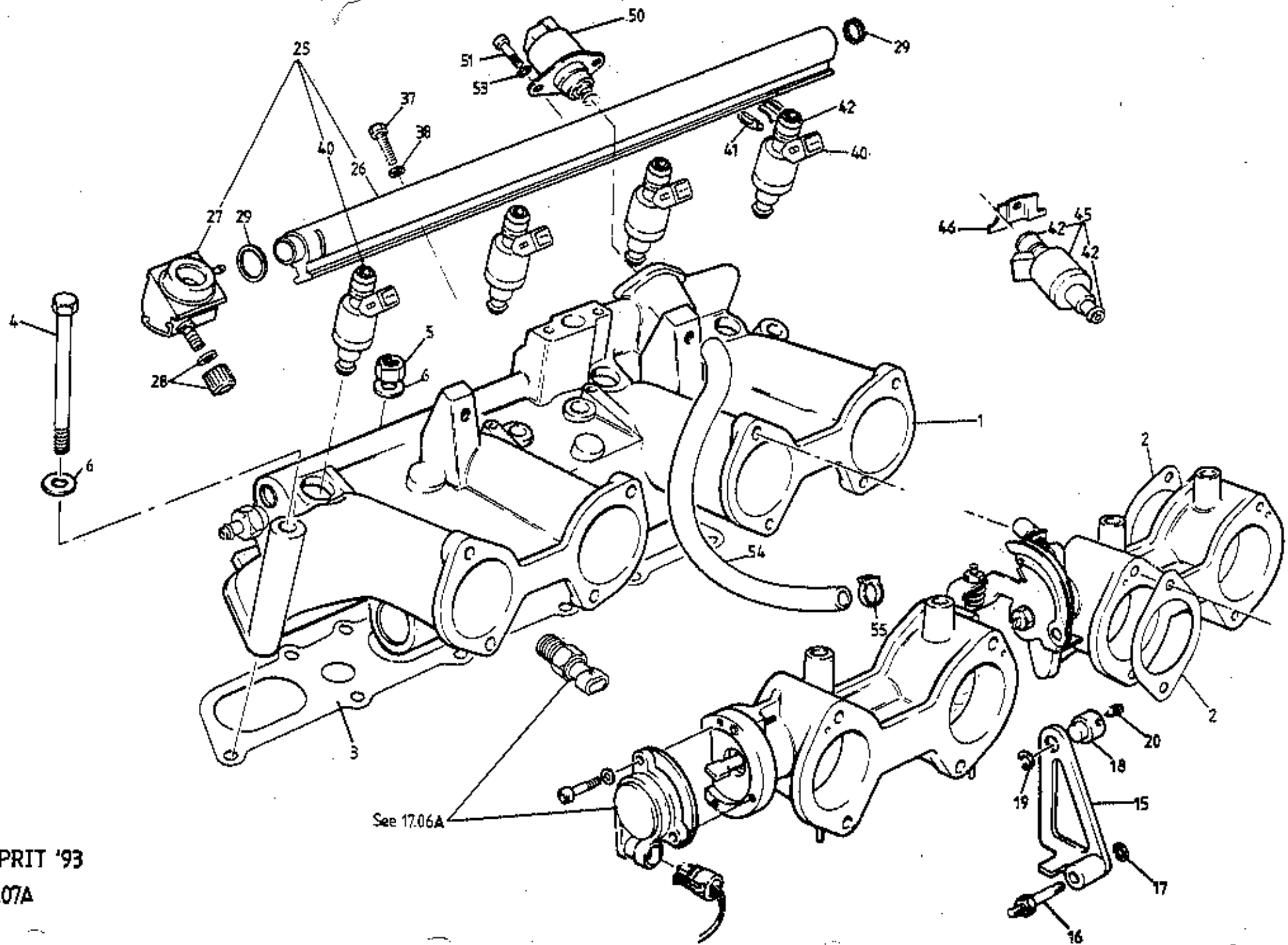
FUNCTION CODE	CONTENTS: Airbox, Chargecooler, Intake Plenum	QUANTITY		REMARKS
		S4/S4S	SPORT 300	
42.01A				
41	Hose, chargecooler to plenum nozzle	A910E2543F	1	Red
	" " " " "	P691.4201.009AF		Grey
42	Hose Clip, chargecooler outlet hose	A910E7004F	2	
45	Plenum Nozzle	A910E2434K	1	Red) Houses secondary injectors
	" " " " "	P691.4201.001AF		Grey)
46	Gasket, diffuser nozzle to backplate	A910E1474F	1	
47	Plenum Backplate	A910E9257J	1	Red) Part of throttle bodies
	" " " " "	P691.4201.003AF		Grey) assembly. See 42.07A
50	Gasket, plenum backplate to cover	A910E1475F	1	
51	Cover, intake plenum	B910E2198F	1	Red
	" " " " "	P691.4201.002AF		Grey
52	Connector, straight, boost gauge take-off	A910E6771F	1	
53	Bolt, M8 x 55, cover/backplate/nozzle	A075W4036Z	2	
54	Washer, spring, M8, " "	A075W4036Z	2	
55	Washer, flat, M8x16, " "	A075W4020Z	2	
56	Bolt, M8 x 80, cover to backplate	A075W2045F	8	
57	Washer, flat, M8x16, cover to backplate	A075W4020Z	8	
58	Stay, plenum to engine mounting	A910E2444F	1	
60	Chargecooler, air/water (red 'Lotus Chargecooler')	B910E9270J	1	S4. 3mm air bleed spigot)inc.
	" " " " " " " "	C910E9270J	1	S4. 6mm " " " " *)nameplate
	" " " (Red 'Lotus Sport')	A910E9284J	1	S4S. 6mm " " " ") & MAT
	" " " (grey 'Sport 300')	P691.4201.800AJ		3mm " " " ")Sensor
	" " " " " " " "	P691.4201.800BJ		6mm " " " " *)
	Spigot, 3mm, chargecooler air bleed	A910E2629F	1	Prior VIN *
	" 6mm, " " " "	A912E2623F	1	From VIN * (torque to 8-10 Nm)
	PermaBond Al31, spigot to chargecooler	A912E7034V	A/R	A/R
	Nameplate, 'Lotus Chargecooler' (cast)	A910E2553F	1	Red > Prior VIN *
	" 'Lotus Sport 300' "	P691.4201.010AF		Grey >
	" 'Lotus Chargecooler' (printed)	B910E2553F	1	S4 Red }
	" 'Lotus Sport' "	A910E2623F	1	S4S Red }
	" 'Lotus Sport 300' "	P691.4201.010BF		Sport 300 Grey }

* VIN R 1242 (S4 LHD)
R 1250 (S4 RHD)
R 8030 (Sport 300)
(Revised Harness)



FUNCTION CODE	CONTENTS: Airbox, Chargecooler, Intake Plenum	QUANTITY		REMARKS
		S4/ S4S	SPORT 300	
42.01A	PART DESCRIPTION	PART NUMBER		
61	Mounting Bracket, chargecooler front	A910E2451K	1	1
63	" " " rear	A910E2452F	1	
63A	" " " "	B910E2452F	1	1
64	Rubber Mounting, chargecooler rear	A910E7000F	1	1
64A	" " " front	A910E2564K	1	1
65	Washer, flat, M8x16, chargecooler fixing	A075W4020Z	3	3
	Spacer Washer, chargecooler to rear mtg. brkt.	A079W4019F		2
66	Nut, Nyloc M8, " " " " "	A075W3010Z	2	2
67	Nut, M8 'Aerotite', " " " " "	A075W3022Z	1	1

Fitted against engine.
R/B B910E2452F (fitted against
heatshield reflector) plus 2 spacers
A907E0696Z. See illustration 45.05A
Replaces A910E2452F



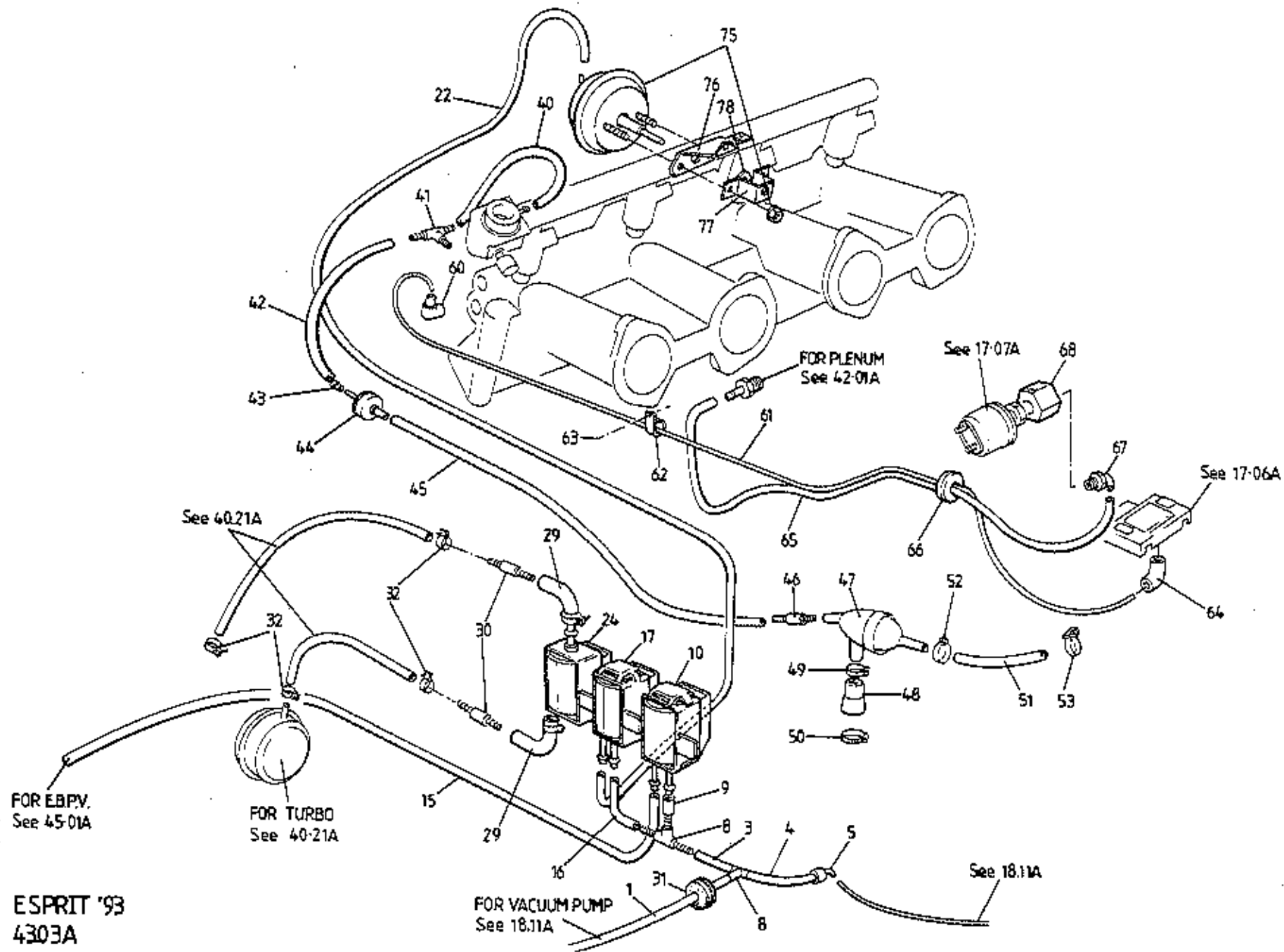
ESPRIT '93
42.07A



FUNCTION CODE	CONTENTS:	QUANTITY		REMARKS
		ALL		
42.07A	Inlet Manifold, Fuel Rail, IAC Valve			
	Inlet Manifold /Throttle Bodies/Plenum Backplate	A910E9260S	1) Assembly must be mass flowed at the) factory if disassembled inc. 'D' plugs
1	Inlet Manifold	A910E9247J	1	
2	Gasket, manifold/throttle bodies/backplate	A910E1887F	8	
	Bolt, M6 x 65, " " " "	A082W7039F	8	
	Washer, " " " "	A075W4013Z	16	
	Nut, M6 Nyloc, " " " "	A075W3009Z	8	
3	Gasket, inlet manifold to cylinder head	A912E2009F	1	
4	> Bolt, M8 x 100, " " " "	A075W2049Z	4	
5	> Nut, M8, " " " "	A075W3021Z	5	
6	> Washer, flat, " " " "	A075W4020Z	9	
15	Cam Lever, throttle jacking	A910E9205F	1	
16	Pivot Spindle, cam lever	A910E2162F	1	
	Permabond A131, pivot spindle securing	A912E7034V	A/R	
17	Retaining Ring, cam lever to pivot	A910E679BF	1	
18	Trunnion, operating rod to cam lever	A910E2163F	1	
19	Retaining Ring, trunnion to cam lever	A910E6791F	1	
20	Grub Screw, M5 x 8, rod to trunnion	A082W7034F	1	
25	Fuel Rail Assembly	A910E6946F	1	Inc. P.R.V. & injectors
26	Fuel Rail	A910E6945S	1	
27	Fuel Pressure Regulating Valve (P.R.V.)	A910E6950S	1	St
	Fixing Kit, P.R.V. to fuel rail	A910E6971F	1	Inc. 2 retaining plates & 3 screws/washers
28	Test Connection Kit, P.R.V.	A100L6020S	1	Inc. connections & seal
29	'O' Ring Kit, fuel rail	A910E6969F	1	Inc. inlet seal, outlet seal, rail to PRV seal, PRV connector seal
40	Fuel Injector, primary (port)	A910E6941S	4	Inc. clip & 'O' rings. Black upper band. Blue lower band
41	Clip Pack, primary injectors to fuel rail	A910E6947S	1	Inc. 5 clips
42	'O' Ring Pack, fuel injectors	A910E6979F	6	Inc. 2 'O' rings
45	Fuel Injector, secondary (plenum)	C910E7007F	2	Inc. 'O' rings. Green upper & lower bands
	FPRV (2.0 bar)	P691.4403.001AK	1	Sport 300 + SUNE



FUNCTION CODE	CONTENTS:	QUANTITY		REMARKS
		ALL		
42.07A	Inlet Manifold, Fuel Rail, IAC Valve			
	PART DESCRIPTION	PART NUMBER	ALL	
46	Retaining Plate, secondary injectors	A910E2518F	1	
	Screw, M4 x 12, retaining plate fixing	A082W7056Z	1	
	Permabond A130, " " "	A912E7033V	A/R	
	Washer, M4 flat, " " "	A082W4099F	2	
	Cable Tie, spacer, injector plate to nozzle	A082W6374F	2	
50	Idle Air Control (I.A.C.) Valve	A910E6942F	1	
51	Screw, M4 x 12, IAC valve fixing	A082W7056F	2	
53	Washer, M4 flat, " " "	A082W4099F	2	
54	Hose, plenum to IAC valve	A910E2428F	1	
55	Hose Clip, IAC hose	A079M6132F	2	



ESPRIT '93
 4303A

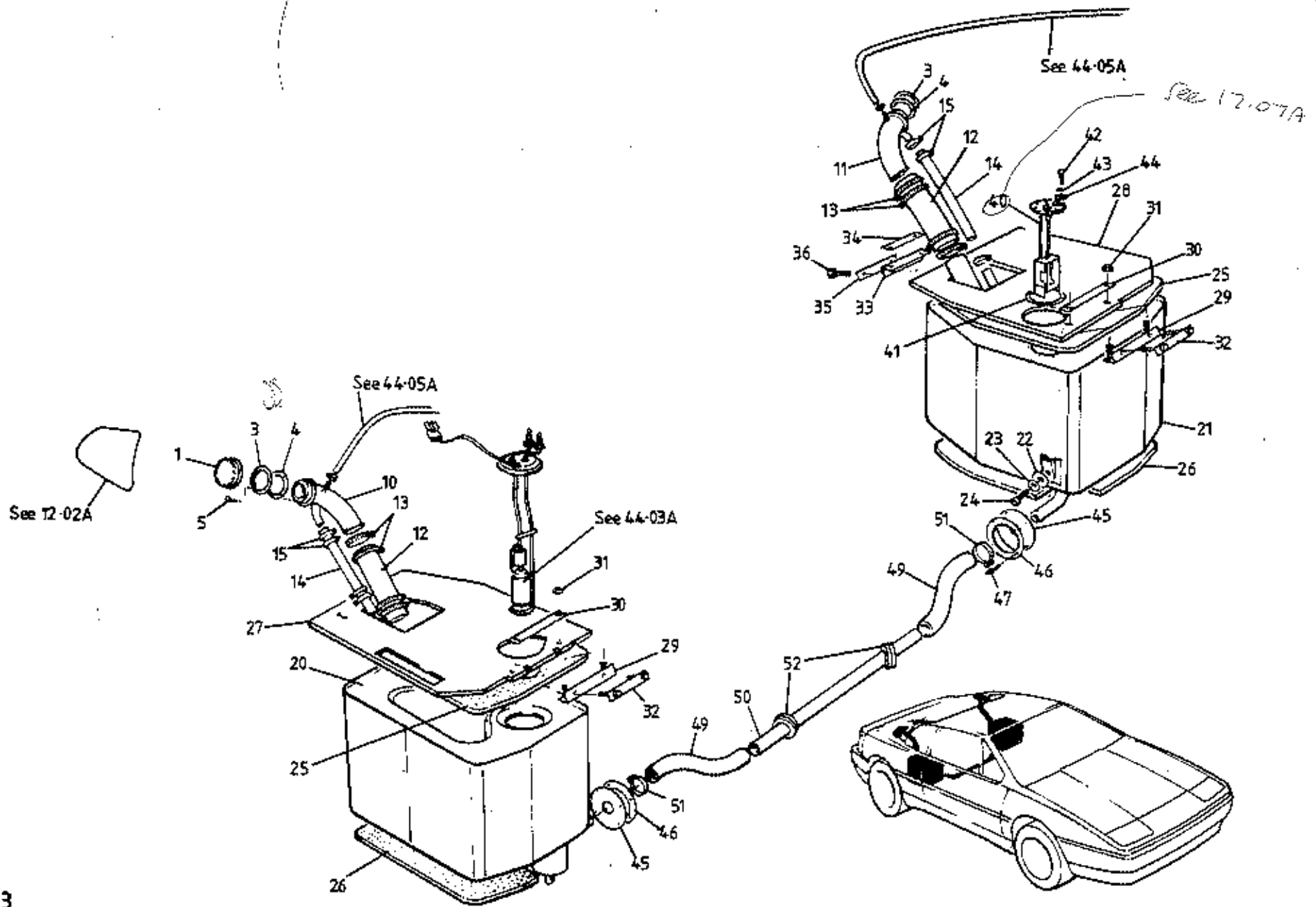


FUNCTION CODE	CONTENTS: Vacuum Hoses & Valves, Crankcase Breather Valve	QUANTITY		REMARKS
		ALL		
43.03A	PART DESCRIPTION	PART NUMBER		
1	Vacuum Hose, pump to 'T'-piece	C082J4162K	1	250mm of A910E6786V (black)
3	Vacuum Hose, pump 'T'-piece 'T'-piece	B910E2466K	1	70mm of A910E6786V (black)
4	Vacuum Hose, 'T'-piece to heater take-off	A910E2466K	1	495mm of A910E6786V (black)
5	Reducing Elbow, heater system take-off	A075P6069F	1	
8	'T'-piece, vacuum hose connection	A082J6089F	2	
9	Vacuum Hose, 'T'-piece to EBPV vac. solenoid	A910E2465K	1	95mm of A910E6786V (black)
10	Vacuum Solenoid Valve, E.B.P.V.	A082M6421F	1	E.B.P.V.= Exhaust Back Pressure Valve
15	Vacuum Hose, solenoid valve to EBPV	A910E2415K	1	1m of A910E6786V (black)
16	Vacuum Hose, 'T'-piece to throttle jack sol.	A910E2464K	1	125mm of A910E6786V (black)
17	Vacuum Solenoid Valve, T.J.S.	A082M6421F	1	T.J.S.= Throttle Jacking Solenoid
22	Vacuum Hose TJS to jacking capsule	A910E2467K	1	665mm of A910E6783V (black/red)
24	Grommet, vacuum hose thro' relay box	X036B6150Z	2	Prior VIN *
	Wastegate Solenoid Valve	A082M6420F	1	
	Spacer, wastegate valve fixing	P691.1703.001AF	1) Sport 300
	Screw, M5 x 40 " " "	A100W5154F	1)
29	Elbow Connector, wastegate solenoid valve	B912E6805F	2	
30	Reducing Connector, 4/6mm	A912E6806F	2	
31	Grommet, hose thro' wall to vacuum pump	X036B6010Z	1	From VIN *
32	Clip, 1/2", vacuum hose securing	A075U6082F	4	
40	Vacuum Hose, fuel PRV to 'T'-piece	A910E2460K	1	170mm of A910E6786V (black)
41	'T'-Piece, vacuum rail take-off	A910E6964F	1	
42	PermaBond A131, 'T'-piece securing	A912E7034V	A/R	
43	Vacuum Hose, 'T'-piece to non-return valve	A912E2583K	1	50mm of A910E6786V (black)
44	Restrictor, pulsation damping	A912E6452F	1	
45	Non-Return Valve, crankcase breather hose	A910E6863F	1	
46	Vacuum Hose, non-return valve to CBV	A910E2461K	1	155mm of A910E6786V (black)
47	Reducing Connector, 4/6mm, crankcase breather	A912E6806F	1	
48	Crankcase Breather Valve (CBV)	A912E6802F	1	Green
49	Hose, CBV to block	B912E2236F	1	
50	Hose Clip, hose to CBV	A079K6018Z	1	* VIN R 1142 (S4 LHD)
51	Hose Clip, Hose to block	B907E6085Z	1	R 1150 (S4 RHD)
52	Hose, CBV to airbox	A910E2418F	1	R 8030 (Sport 300)
53	Hose Clip, hose to CBV	A079K6018Z	1	(Revised Harness)
	Snapper Clip, hose to airbox	A075W6211F	1	

1995 / 02



FUNCTION CODE	CONTENTS: Vacuum Hoses & Valves, Crankcase Breather Valve	QUANTITY		REMARKS
		ALL		
43.03A				
	PART DESCRIPTION	PART NUMBER		
60	Adaptor, vacuum take-off, MAP sensor	A075P6069F	1	
61	Vacuum Tubing, MAP sensor	A910E2463K	1	945mm of A075P6068V (black)
62	'P' Clip, MAP sensor tubing	A075W6227F	1	
63	Pop Rivet, 'P' clip fixing	A085W6259F	1	
64	Elbow Connector, tubing to MAP sensor	A075P6069F	1	
65	Vacuum Hose, plenum to boost gauge transducer	A910E2459K	1	700mm of A910E6784V (black/white)
66	Grommet, vacuum pipe thro' sidewall	X036B6150Z	1	
67	Elbow Connector, vac. hose to transducer block	A910E6772F	1	
	Transducer, boost gauge	A082M6365F	1	Prior '95 M.Y.
68	Mounting Block, boost gauge transducer	A082N4025F	1	
	Mounting Bracket, boost gauge transducer	A100E0012F	1) Mounted on plate
	Setscrew, M5 x 10, block to plate	A082W5097F	2) Prior VIN * above right hand
	Washer, spring, M5, " " "	A075W4049Z	2) rear wheelarch
	Adaptor hose to transducer, 1/8" NPT	A910E6771F	1	
	Transducer boost gauge, with pipe union and adapt	A082N4042F	1	>
	Mounting bracket, boost gauge transducer	A082M6611F	1	>
	Screw, No.10 x 1/2" black	A075W5040F	1	> '95 M.Y. onwards
	" No.8 x 3/4" black	A075W5074Z	1	>
	Spire clip M4	A100W6364F	1	>
	Hose, boost transducer to plenum	A910E6784V	785mm	
75	Vacuum Actuator, throttle jacking	A910E6793K	1	
76	Mounting Bracket, vacuum actuator	C910E2157K	1	
77	Stop Bracket, " "	A910E2165F	1	
78	Stop Washer, vacuum actuator rod	A075W4001Z	1	* VIN R 1242 (S4 LHD)
	Permabond A130, vac. actuator mtg. brkt. fixings	A912E7033V	A/R	R 1250 (S4 RHD)
				R 8030 (Sport 300)
				(Revised Harness)



ESPRIT '93
 44.01A



FUNCTION CODE	CONTENTS:	Fuel Tanks, Filler Necks, Gauge Sender Unit		QUANTITY		REMARKS
		PART DESCRIPTION	PART NUMBER	ALL		
44.01A						
1	Fuel Filler Cap (torque limiting ratchet)	A082L6168F	2			
3	Clamp Ring, filler neck	B079L4034F	2			
4	Gasket, clamp ring to body	A079L4035F	2			
5	Screw, clamp ring fixing	A075W5014Z	8			
6	Washer, nylon, clamp ring fixing	A082W4146F	8			
10	Fuel Filler Neck, RH	A082L4176F	1			
11	" " " LH	A082L4177F	1			
12	Hose, filler neck to tank	A082L4175F	2			
13	Hose Clip, fuel filler hose	A082L6198F	8			
14	Hose, filler venting	B082L4154F	2			
15	Hose Clip, filler vent hose	A075M6145F	8			
20	Fuel Tank, RH	C082L4168F	1			
21	" " LH	C082L4167F	1			
	Edging, fuel tank anti-rattle	AX75L6020V	A/R			
22	Washer, flat, fuel tank to body	A075W4020Z	2			
23	Washer, spring, " " " "	A075W4036Z	2			
24	Setscrew, M8 x 16, fuel tank to body	A075W1036Z	2			
25	Foam, fuel tank clamping	A082L4173F	2			
26	Foam, fuel tank seating	B082L4119K	2			
27	Board, fuel tank top, RH	A082U7154F	1			
	" " " " RH	B082U7154F	1			
28	" " " " LH	A082U7153F	1			
	" " " " LH	P691.4401.001AX	1			
29	Bracket, tank board to bulkhead	A082U4675K	2			
30	Washer Plate, bulkhead bracket to board	A082U4678K	2			
31	Nut, Nyloc, bulkhead bracket fixing	A075W3010Z	8			
32	Studplate, bracket to bulkhead	A082U4677K	2			
33	Bracket, tank board to wheelarch	A082U4676K	2			
34	Washer Plate, wheelarch bracket to board	A082U4679K	2			
35	" " " " " wheelarch	A082U4680K	2			
36	Setscrew, M8 x 20, wheelarch bracket fixing	A075W1038Z	8			
40	Sender Unit, fuel gauge, LH tank	B082L6155F	1			
		A082N4004F	1			

MIKE.
PLEASE
AMOND AS
BROW.

Prior VIN *
From VIN *
S4
Sport 300

Thank you
4/11/96

* VIN R 1242 (S4 LHD)
R 1250 (S4 RHD)
R 8030 (Sport 300)
(Revised Harness)

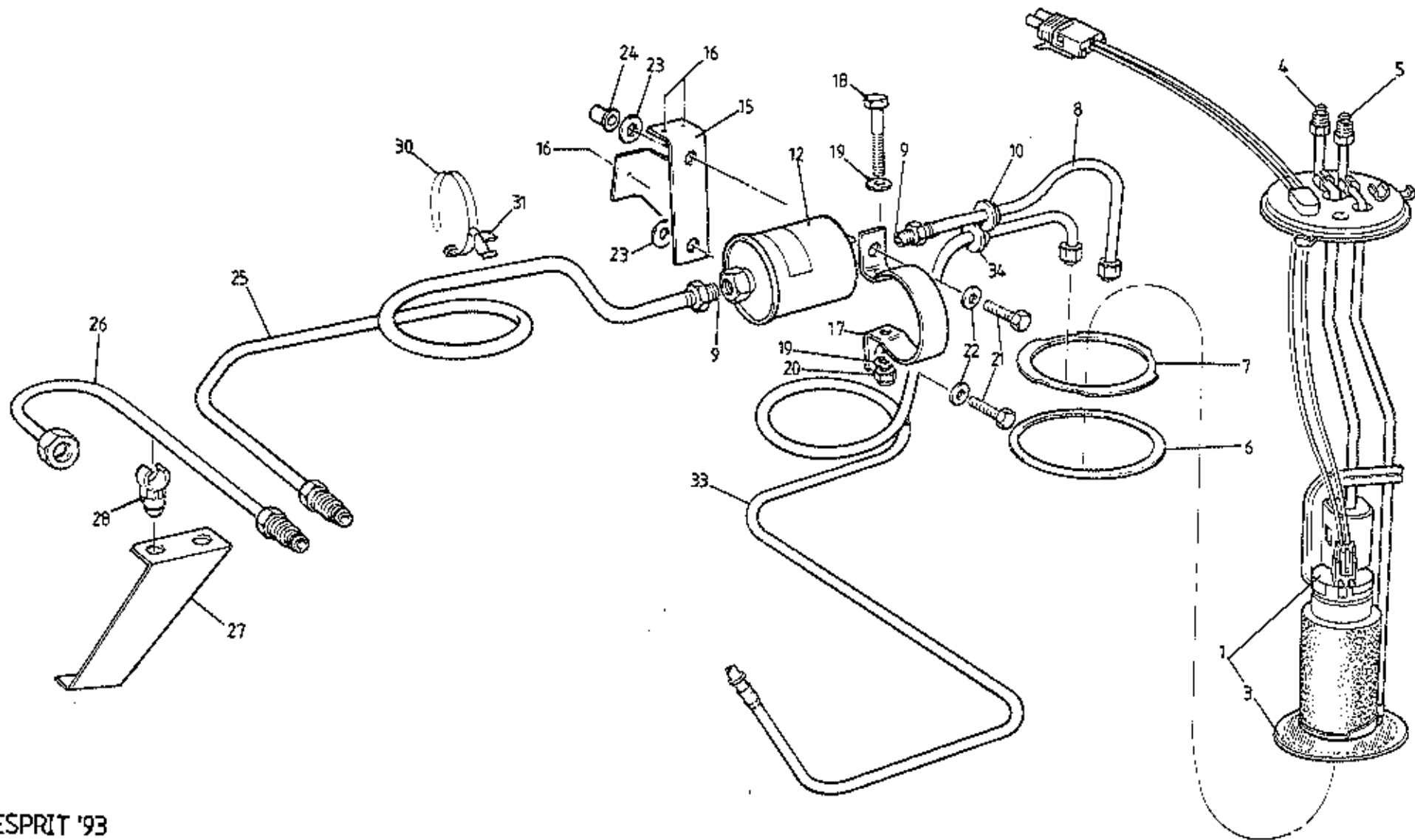
PRIOR TO VIN *
FROM VIN *.



FUNCTION CODE	CONTENTS:	QUANTITY		REMARKS
		Fuel Tanks, Filler Necks, Gauge Sender Unit		
44.01A	PART DESCRIPTION	PART NUMBER	ALL	
1	Fuel Filler Cap (torque limiting ratchet)	A082L6168F	2	
3	Clamp Ring, filler neck	B079L4034F	2	
4	Gasket, clamp ring to body	A079L4035F	2	
5	Screw, clamp ring fixing	A075W5014Z	8	
6	Washer, nylon, clamp ring fixing	A082W4146F	8	
10	Fuel Filler Neck, RH	A082L4176F	1	
11	" " " LH	A082L4177F	1	
12	Hose, filler neck to tank	A082L4175F	2	
13	Hose Clip, fuel filler hose	A082L6198F	8	
14	Hose, filler venting	B082L4154F	2	
15	Hose Clip, filler vent hose	A075M6145F	8	
20	Fuel Tank, RH	C082L4168F	1	
21	" " LH	C082L4167F	1	
	Edging, fuel tank anti-rattle	AX75L6020V	A/R	
22	Washer, flat, fuel tank to body	A075W4020Z	2	
23	Washer, spring, " " " "	A075W4036Z	2	
24	Setscrew, M8 x 16, fuel tank to body	A075W1036Z	2	
25	Foam, fuel tank clamping	A082L4173F	2	
26	Foam, fuel tank seating	B082L4119K	2	
27	Board, fuel tank top, RH	A082U7154F	1	Prior VIN *
	" " " " RH	B082U7154F	1	From VIN *
28	" " " " LH	A082U7153F	1	S4
	" " " " LH	P691.4401.001AK	1	Sport 300
29	Bracket, tank board to bulkhead	A082U4675K	2	
30	Washer Plate, bulkhead bracket to board	A082U4678K	2	* VIN R 1242 (S4 LHD)
31	Nut, Nyloc, bulkhead bracket fixing	A075W3010Z	8	R 1250 (S4 RHD)
32	Studplate, bracket to bulkhead	A082U4677K	2	R 8030 (Sport 300)
33	Bracket, tank board to wheelarch	A082U4676K	2	(Revised Harness)
34	Washer Plate, wheelarch bracket to board	A082U4679K	2	
35	" " " " " wheelarch	A082U4680K	2	
36	Setscrew, M8 x 20, wheelarch bracket fixing	A075W1038Z	8	
40	Sender Unit, fuel gauge, LH tank	B082L6155F	1	<i>See 17.07A</i>



FUNCTION CODE	CONTENTS:	Fuel Tanks, Filler Necks, Gauge Sender Unit			QUANTITY	
		PART DESCRIPTION	PART NUMBER	ALL		REMARKS
44.01A						
41		Gasket, fuel gauge sender unit	A082L6161F	1		
42		Setscrew, M5 x 20, sender fixing	A075W1025F	5		
43		Copper Washer, M5, " "	A082W4106F	5		Annal or replace on each disassembly
44		Washer, flat, M5 x 10, " "	A075W4011Z	5		
45		Grommet, crossover pipe thro' tank well	A082L4064Z	2		
46		Ring, grommet fixing	A082L4065K	2		
47		Pop Rivet, grommet ring fixing	A075W6092Z	8		
49		Hose, tank to crossover pipe	B082L4062F	2		
50		Crossover Pipe, fuel tank interconnection	B082L4061F	1		
51		Hose Clip, crossover pipe hose	A075M6145F	4		
52		Grommet, crossover pipe thro' chassis	X046K6001Z	2		

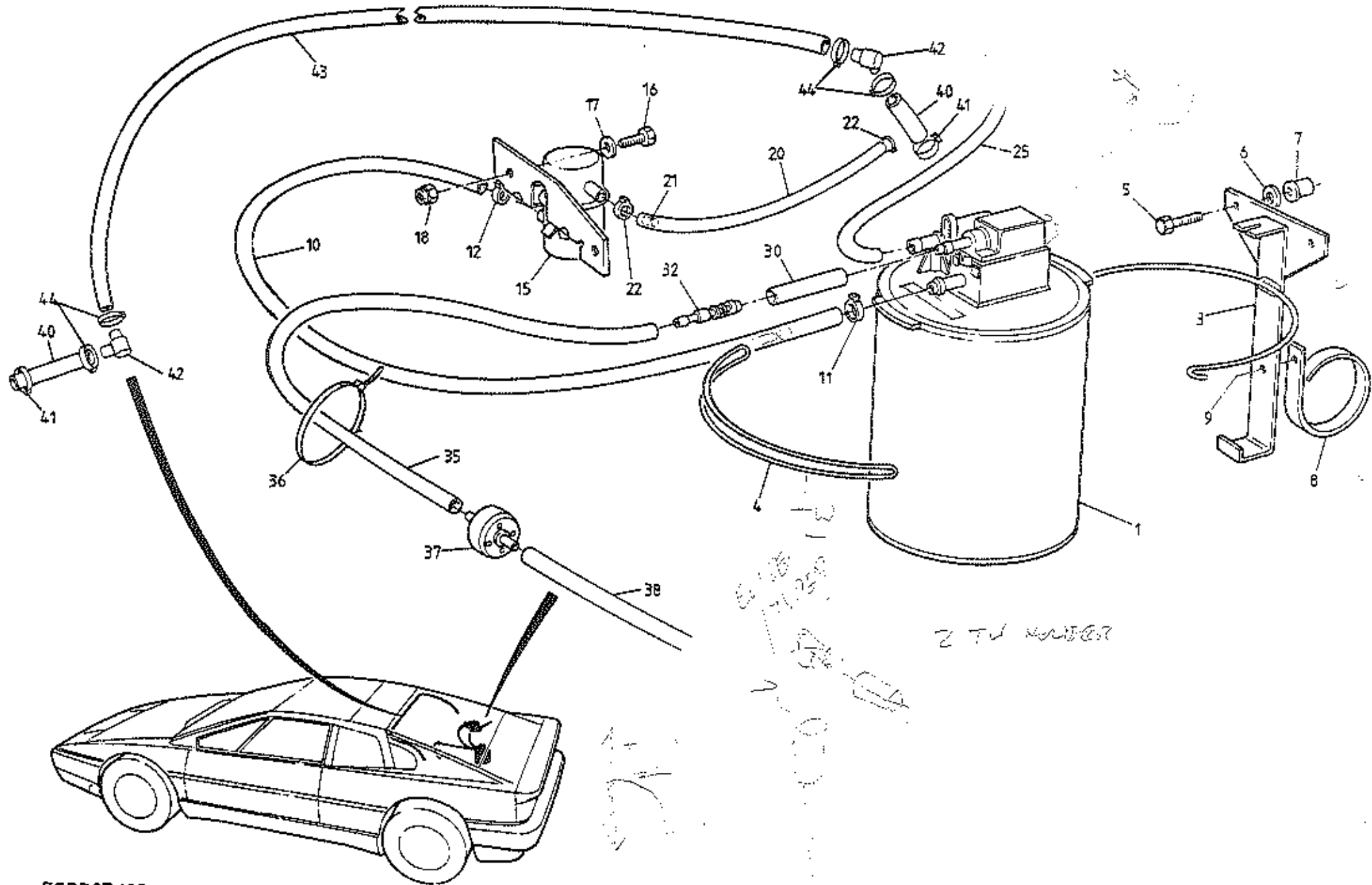


ESPRIT '93
4403A



FUNCTION CODE	CONTENTS:	QUANTITY		REMARKS
		Fuel Pump, Filter, Fuel Pipes		
44.03A	PART DESCRIPTION	PART NUMBER	ALL	
1	Fuel Pump Fuel Pump & Strainer Assembly	A910E6932F B910E6931F	1	S4. GT3) Inc. pump, strainer,
	" " " " " red paint on top	P691.4403.602AJ	1	> Sport 300) pulsator, 'O' rings.
3	Fuel Pump (red top)	P691.4403.603AF	1	>
4	Strainer, fuel pump intake	A910E6998F	1	Brown
5	'O' Ring, large, pump output	A082L6199F	1	Green
6	'O' Ring, Small, pump return	A082L6200F	1	
7	Gasket, pump to RH fuel tank	A082L6164F	1	
8	Cam Ring, pump retaining	A082L6163F	1	
9	Pipe, pump to filter	A082L4184F	1	Inc. 'O' ring A082L6169F
10	'O' Ring, fuel pipe connections	A082L6169F	5	
12	Grommet, feedpipe thro' sidewall	A082L6181F	1	
15	Fuel Filter	A910E6929F	1	
16	Mounting Bracket, fuel filter to bulkhead	A082U7156F	1	Prior VIN *
17	" " " " & inertia switch	A082U7689F	1	From VIN *
18	Pop Rivet, mounting bracket fixing	A075W6067Z	3	
19	Clamp Bracket, fuel filter mounting	C082L4067F	1	
20	Setscrew, M5 x 4S, filter clamping	A082W2106F	1	
21	Washer, flat, M5 x 10, clamping screw	A075W4011Z	2	* VIN R 1242 (S4 LBD)
22	Nut, Nyloc, M5, clamping screw	A075W3008Z	1	R 1250 (S4 RED)
23	Setscrew, M6 x 20, clamp brkt. to mtg. bracket	A075W1030Z	2	R 8030 (Sport 300)
24	Washer, flat, M6 x 15, " " " "	A075W4015Z	2	(Revised Harness)
25	Penny Washer, M6 x 25, " " " "	A075W4017Z	2	
26	Rawlnut, M6 x 15, " " " "	A075W6140F	2	
27	Pipe, filter to plenum nozzle	A082L4187F	1	Inc. 'O' ring A082L6169F
28	Pipe, plenum nozzle to fuel rail	A082L4188F	1	
29	Bracket, fuel pipe support	A082L4189F	1	
30	Pipe Clip, support bracket	A082W6349F	2	
31	Swivel Clip, female, fuel/water pipes	A082W6337F	2	
32	" " male " " "	A082W6324F	2	
33	Pipe, fuel return, fuel rail to RH tank	A082L4186F	1	
34	Grommet, return pipe thro' sidewall	A082L6181F	1	

Esprit range: '93 M.Y. onwards



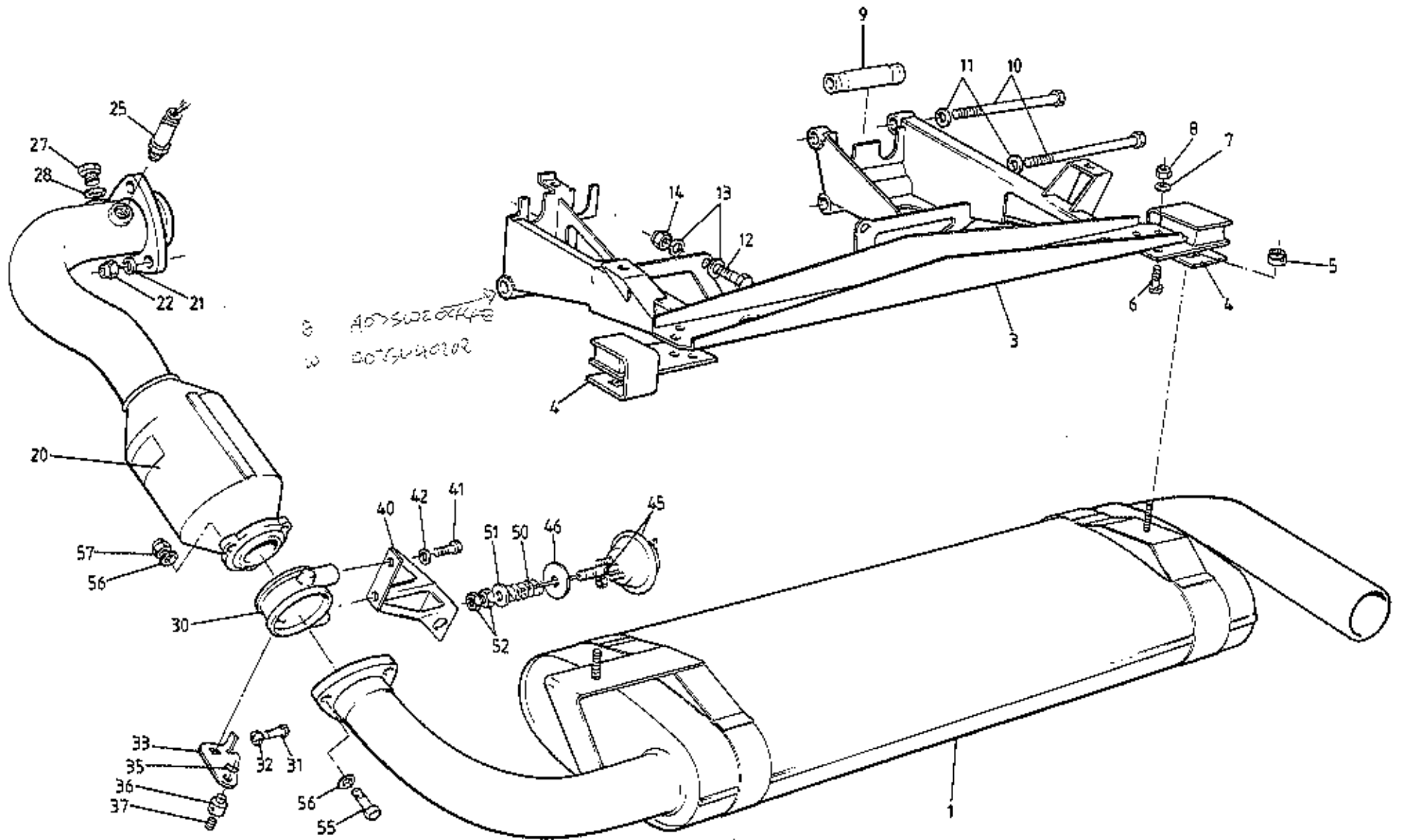
ESPRIT '93
44-05A



FUNCTION CODE	CONTENTS:	Evaporative Loss System		QUANTITY		REMARKS
		PART DESCRIPTION	PART NUMBER	ALL		
44.05A						
1	Charcoal Canister	A910E6944F	1			* VIN R - 1242 (S4 LHD)
3	Bracket, charcoal canister mounting	A082L4178F	1			R - 1250 (S4 RHD)
4	Tie Wrap, canister to mounting bracket	B075W6045Z	1			R - 8030 (Sport 300)
5	Setscrew, M6 x 16, bracket to body	A075W1028Z	2			(Revised Harness)
6	Spring Washer, " " "	A075W4035Z	2			
7	Rawlnut, M6 x 15, " " "	A075W6140F	2			
8	'P' Clip, 1/2", bracket to chassis	A075W6236F	1			
9	Pop Rivet, 'P' clip fixing	A075W6087Z	1			
10	Vapour Hose, roll-over valve to canister	A082L6179K	1			860 mm of A082L6050V
11	Snapper Clip, 10 mm, hose to canister	A075W6205Z	1			
12	Hose Clip, 16 mm, hose to roll over valve	A036S6160Z	1			
15	Roll Over Valve	A075L6036F	1			
	Sleeve, 6 mm bore, roll over valve connections	A082L6195K	2			
16	Screw, M5 x 20, roll over valve fixing	A075W5084F	2			
17	Flat Washer, M5x10, " " "	A075W4011Z	4			
18	Nyloc Nut, M5, " " " "	A075W3008Z	2			
20	Vapour Hose, filler neck to roll-over valve	A082L6180K	1			400 mm of A082L6050V
21	Restrictor, roll-over valve hose	A082L4116F	1			
22	Hose Clip, 16 mm, hose to valve & neck	A036S6160Z	2			
25	Air Hose, canister air feed	A082L6176K	1			Prior VIN * 250 mm of A082L6050V
	" " " " "	B082L6176K	1			From VIN * 400 mm of A082L6050V
	Snapper Clip, 10 mm, air hose to canister	A075W6205Z	1			
30	Purge Hose, canister to reducing connector	A082L6173K	1			40 mm of A036L0085V
32	Reducing Connector, 6 - 4 mm, purge hose	A912E6806F	1			
35	Purge Hose, connector to non-return valve	A082L6184K	1			660 mm of A082J6095V
36	Tie Wrap, purge hose to loom	A075W6038Z	4			
37	Non-Return Valve, canister purge line	A910E6863F	1			
38	Purge Hose, non-return valve to inlet manifold	A082L6171K	1			100 mm of A910E6786V (black)
40	Hose, breather, filler neck to elbow	A082L6170F	0.22m			2 x 110 mm
41	Hose Clip, breather hose to filler neck	A079M6132F	2			
42	Elbow, fuel tank breather hose	A082L6196F	2			
43	Hose, tank breather, elbow to elbow	A082L6170F	2.4m			
44	Snapper Clip, 10 mm, tank breather hoses	A075W6205F	4			

Esprit range: '93 M.Y. onwards

44.05A



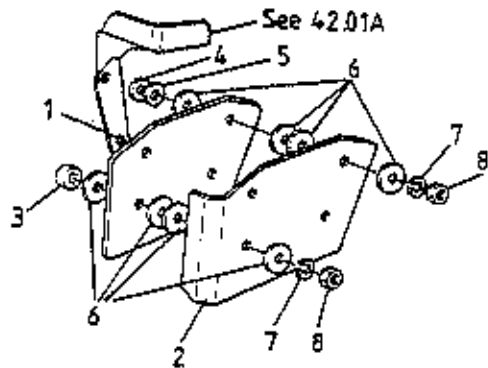
ESPRIT '93
 4501A



FUNCTION CODE	CONTENTS: Exhaust System & Mountings, EBPV	QUANTITY		REMARKS
45.01A	PART DESCRIPTION	PART NUMBER	ALL	
1	Muffler, exhaust, RH tailpipe exit	A082S6054F	1	2.2 litre engine
	" " LH " "	A082S6055F	1	2.0 litre engine
3	Cradle, muffler support	F082F0768F	1	
4	Mounting Rubber, muffler to cradle	A082S6018F	2	
5	Nut, M10, muffler to mounting rubber	A082S6051F	2	
6	Setscrew, M8 x 25, mounting rubber to cradle	A075W1039Z	6	
7	Washer, flat, M8 x 16, " " " "	A075W4020Z	6	
8	Nut, Nyloc, M8, " " " "	A075W3010Z	6	
9	Spacer/Retainer, gear change cable clamp	A082F4143F	1	
10	Bolt, M8 x 115, cradle to gearbox	A079W2047F	2	
11	Washer, flat, M8 x 16, cradle to gearbox	A075W4020Z	4 ²	
12	Bolt, M8 x 35, cradle to gearbox cover	A075W2038Z	2	
13	Washer, flat, M8 x 16, cradle to gearbox cover	A075W4020Z	4	
14	Nut, M8, Nyloc, cradle to gearbox cover	A075W3010Z	4 ²	
20	Catalytic Converter	A082S6045F	1	2/2/7
21	Washer, flat, M10 x 20, pipe to turbo	A075W4024Z	3	
22	Nut, M10, pipe to turbo	A082S6051F	3	
25	Oxygen Sensor, feedback control	E910E6930F	1	
	Sealing Washer, Oxygen sensor	A910E7001F	1	
	Grommet, sensor harness thro' sidewall	A075U6043Z	1	
27	Setscrew, M10 x 15, sample port blanking	A082S6005F	1	
28	Copper Washer, M10 x 16, " " "	A079W4061D	2 ¹	
30	Exhaust Back Pressure Valve (EBPV) Assembly	A082S4167J	1	
31	Setscrew, M5 x 20, EBPV lever stop	A082S6026F	1	
32	Nut, M5, " " "	A082S6026F	1	
33	Lever, EBPV actuation	A082S4164F	1	
35	Retaining Clip, trunnion to EBPV lever	A910E6791F	1	
36	Trunnion Clamp, rod to lever	A082S4146F	1	
37	Screw, M5 x 8 socket, rod to trunnion clamp	A082W7034F A075W1036 ²	1	
40	Bracket, EBPV actuator mounting	A082S4165F	1	
41	Setscrew, M8 x 16, bracket to EBPV	A085W1027Z	2	
42	Washer, flat, M6 x 12, bracket to EBPV	A075W4013Z	2	
45	Actuator Assembly, EBPV	A082S4148J	1	Inc. next 4 items
46	Gasket, actuator mounting	A082S4159F	1	
50	Spring, EBPV actuator	A082S6019F	1	



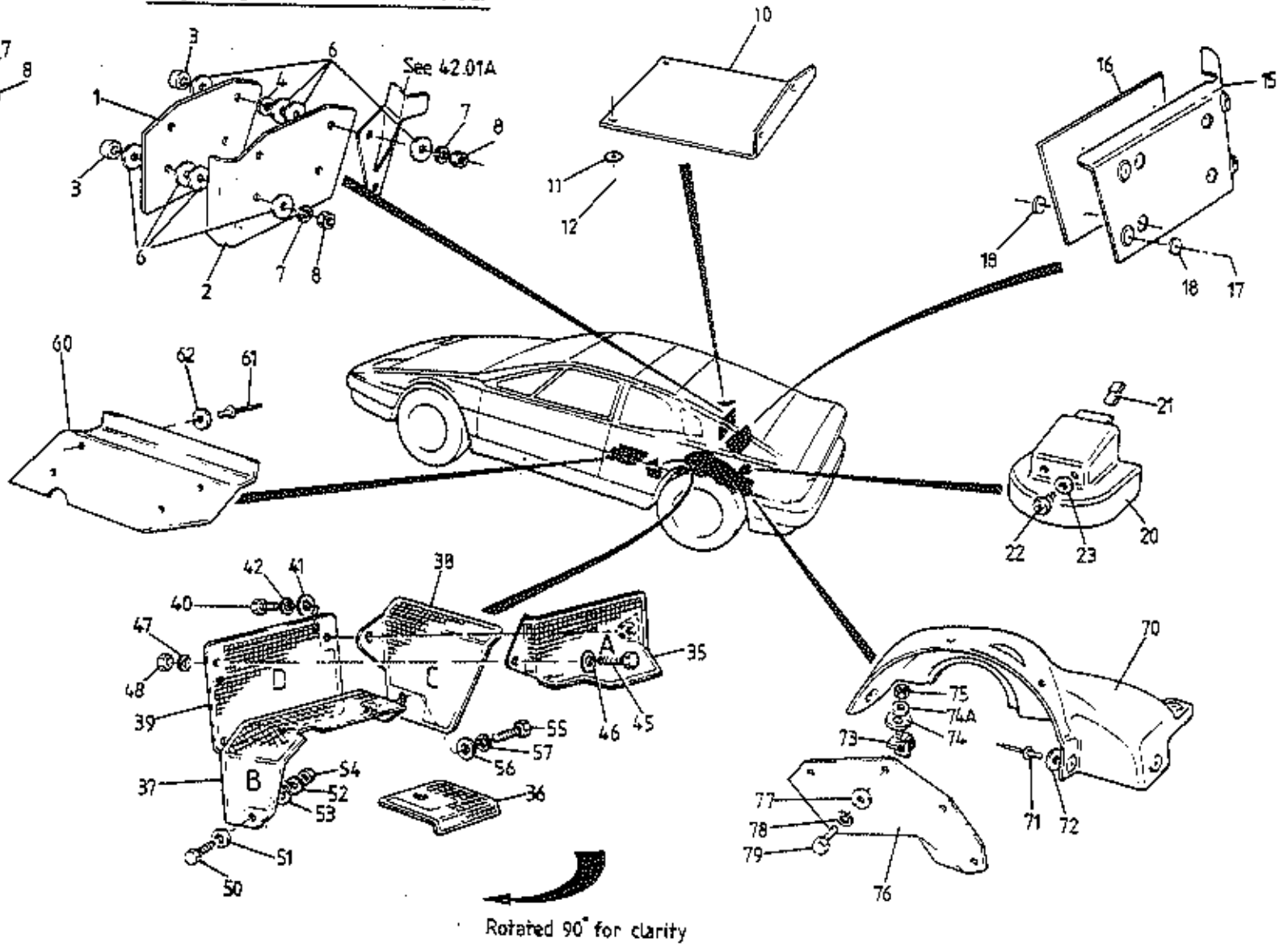
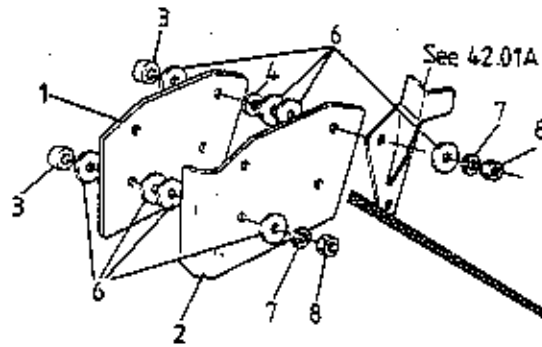
FUNCTION CODE	CONTENTS: Exhaust System & Mountings, EBPV	QUANTITY		REMARKS
		ALL		
45.01A	PART DESCRIPTION	PART NUMBER		
51	Washer, Flat, EBPV spring abutment	A082S6024F	1	
52	Locknut, M12, " " "	A082S6025F	2	
55	Bolt, M8 x 75, muffler/EBPV/converter	A075W2046Z	3	
56	Washer, flat, M8 x 16, muffler/EBPV/converter	A075W4020Z	6	
57	Nut, M8, copper coated, " " "	A075W3035Z	3	



Using Chargecooler Bracket A910E2452F

See BRUCE S/F 40.074.

Using Chargecooler Bracket B910E2452F



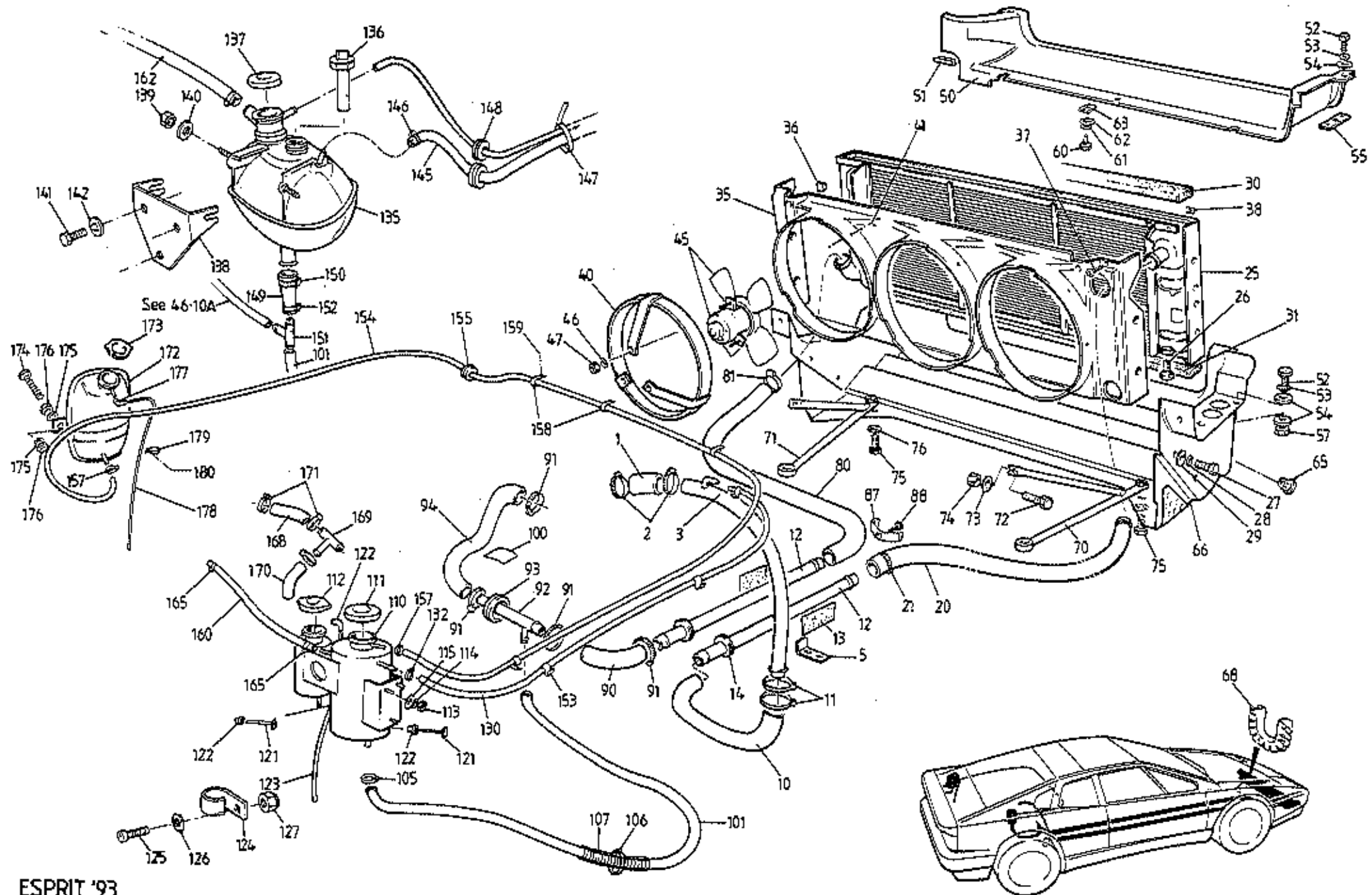
Rotated 90° for clarity



FUNCTION CODE	CONTENTS: Heat Shields	QUANTITY		REMARKS
		ALL		
45.05A	PART DESCRIPTION	PART NUMBER		
1	Heatshield, cam housings	B910E2172F ✓	1	Ref * May be R/B C910E2172F + 2 off spacer washers A075W4014Z Ref # Sport 300
	" " "	C910E2172F	1	
2	Reflector, heatshield	B910E2173F	1	
3	Spacer, heatshield to cam housing	A907E0696Z	2	Ref * * With chargecooler rear mounting bracket Ref #
	" " " " "	A907E0696Z	4 X	
4	Flat Washer, M6x15x3, shield to cam housing	A075W4014Z	2	Ref * # With chargecooler rear mounting bracket Ref * Ref # B910E2452F See also 42.01A
5	" " M6x15x1.5 " " " "	A075W4015Z	2	
6	" " M6x25, " " " "	A075W4017Z	16	
	" " " " " " " "	A075W4017Z	14	
7	Spring Washer, " " " "	A075W4035Z	4	
8	Nut, M6, " " " "	A075W3020Z	4	
10	Heatshield, engine cover	B082B5036F	1	
11	Pop Rivet, heatshield to engine cover	A075W6090Z	4	
12	Washer, pop rivet	A075W4001Z	4	
15	Heatshield, engine bay rear wall	B082B4822F	1	
16	Reflector, heatshield	A082S4157F	1	
17	Pop Rivet, heatshield fixing	A076W6099F	9	4-shield/body, 5-shield/shield 8-shield/body, 10-shield/shield
18	Washer, pop rivet	A075W4009Z	18	
20	Heatshield, LH rear damper	B082U4764F	1	
21	Clip, damper shield to chassis	A082W6370F	1	
22	Screw, " " " "	A075W5038Z	2	
23	Washer, " " " "	A075W4011Z	2	
35	Heatshield, primary, engine mounting	A082E4146F	1	ref. A
36	Heatshield, engine mounting cover	A082E4147F	1	
37	Heatshield, engine mounting	A082E4148F	1	ref. B
38	Heatshield, PAS pump	A082E4162F	1	ref. C
39	Heatshield, radius arm mounting	A082E4150F	1	ref. D
40	Setscrew, M6 x 20, D thro' C to A	A075W1030Z	1	
41	Flat Washer, " " " " "	A075W4015Z	1	
42	Spring Washer, " " " " "	A075W4035Z	1	
45	Setscrew, M6 x 25, D to A	A075W1031Z	1	
46	Flat Washer, " " "	A075W4015Z	1	
47	Spring Washer, " " "	A075W4035Z	1	
48	Nut, M6, " " "	A075W3020Z	1	



FUNCTION CODE	CONTENTS:	QUANTITY		REMARKS
		ALL		
45.05A	Heat Shields			
	PART DESCRIPTION	PART NUMBER		
50	Setscrew, M6 x 16, B to chassis	A075W1028Z	1	
51	Spring Washer, M6, " " "	A075W4035Z	1	
52	Flat Washer, M6x12," " "	A075W4013Z	1	
53	Flat Washer, M6x15, B to chassis	A075W4015Z	1	
54	Nut, M6 Nyloc, " " "	A075W3020Z	1	
55	Setscrew, M6 x 20, C to B	A075W1030Z	1	
56	Flat Washer, M6x12," " "	A075W4013Z	1	
57	Spring Washer, " " "	A075W4035Z	1	
60	Heatshield, LH fuel tank bay	A082B4561F	1	
61	Pop Rivet, tank heatshield to body	A076W6099F	4	
62	Flat Washer, pop rivet	A075W4011Z	4	
70	Heatshield, LHR wheelarch	A082B4821F	1	
71	Pop Rivet, heatshield to body	A076W6099F	5	
72	Flat Washer, pop rivet	A075W4000Z	5	
73	Bracket, heatshield to wheelarch	B082S4156F	3	
74	Flat Washer, M6x15, bracket to heatshield	A075W4015Z	3	
74A	Spring Washer, " " " "	A075W4046Z	3	
75	Half Nut, M6, " " " "	A075W3085Z	3	
76	Reflector, wheelarch heatshield	B082S4163F	1	
77	Flat Washer, M6x25, reflector to bracket	A075W4017Z	4	
7B	Spring Washer, M6, " " " "	A075W4035Z	4	
79	Setscrew, M6 x 12, " " " "	A075W1027Z	4	
	Heatshield, exhaust to tyre	P691.4505.001AX	1	Fitted in LHR w/arch)
	Heatshield Extension, parking brake cable	P625.4505.006AX	1)
	Setscrew, M6 x 16, cable & ex. shield to brkt.	A075W1028Z	2)
	Washer, flat, cable & ex. shield to brkt.	A075W4017Z	2)
	Spring Washer, " " " " " " "	A075W4035Z	2) Sport 300
	Setscrew, M6 x 16, cable & body shield to body	A075W1028Z	1)
	Flat Washer, M6 x 13, " " " " " " "	A075W4015Z	1)
	Washer, shakeproof, " " " " " " "	A075W4046Z	1)
	Nut, M6, cable & body shield to body	A082W3085F	1)



ESPRIT '93
4601A



FUNCTION CODE	CONTENTS:	QUANTITY		REMARKS
		S4	SPORT 300	
46.01A	Radiator & Duct, Rad. Fans, Header Tank, Pipework			
	PART DESCRIPTION	PART NUMBER		
1	Hose, thermostat housing to pipe	8912E1839F	1	1
2	Hose Clip, thermostat hsg. hose	A910E6389F	2	2
3	Water Pipe, engine outlet	A082K4223F	1	1
	" " " "	B082K4223F	1	1
5	Bracket, water pipe fixing	A082K4187F	1	1
6	Washer, flat, bracket to chassis stud	A075W4024Z	1	1
7	Nut, Nyloc, M10, " " " "	A075W3011Z	1	1
10	Hose, outlet pipe to chassis pipe	A082K4207K	1	1
11	Hose Clip, 25-40mm	A075M6145F	6	6
12	Pipe, water feed/return, thro' chassis	A082K4239F	2	2
13	Pad, anti-vibration, water pipes to chassis	A082A4286K	2	2
14	Grommet, pipes thro' chassis	A075K6022F	2	2
	Grommet, chassis pipes thro' chassis, front	A079K6004F	3	
	Edging Strip, " " " " " "	A085U6080V		180mm
20	Hose, chassis pipe to radiator inlet (top)	A082K4242F	1	1
21	Hose Clip, hose to chassis pipe/radiator	A079K6019F	2	2
25	Radiator, engine cooling	A082K4237F	1	1
26	Drain/Air Bleed Plug	B075K6011F	2	2
27	Setscrew, M6 x 18, radiator to duct	A075W1029Z	4	4
28	Spring Washer, " " " "	A075W4035Z	4	4
29	Penny Washer, M6x25, " " " "	A075W4017Z	4	4
30	Foam, radiator top to body	A079K4001F	1	1
31	" " bottom to duct	A089K0131F	1	1
35	Cowling, radiator fans	E082K4102K	1	1
36	Edge Clip, cowling to radiator	A079W6187F	12	12
37	Screw, no.6 x 1/2", cowling to radiator	A075W5014Z	4	4
38	Spire Nut, no.6, " " " "	A075W6013Z	4	4
40	Fan Shroud & Motor Mounting	A079K4174F	3	3
41	Pop Rivet, shroud to cowling	A075W6066Z	18	18
	Washer, pop rivet	A075W4001Z	18	18
45	Fan Motor & Fan (5-blade) Assy., rad. cooling	A082K6066F	3	3
	Adaptor Harness, 5-blade fan motor	A082M4959F	3	3
	Spacer aluminium	A907E0696F	9	9

6.5 mm vent take off Prior VIN *
8.0 mm " " " From VIN *

Cut to fit

* VIN R 1242 (S4 LHD)
R 1250 (S4 RHD)
R 8030 (Sport 300)
(Revised Harness)

Service replacement with adaptor harness A082M4959F for 4-blade fan/motor units A082K6026/7 Prior VIN *

Updated 2nd February 2015

1995 / 01



FUNCTION CODE	CONTENTS: Radiator & Duct, Rad. Fans, Header Tank, Pipework	QUANTITY		REMARKS	
		S4	SPORT 300		
46.01A	PART DESCRIPTION	PART NUMBER	S4	SPORT 300	
46	Flat Washer, M6x12, motor mounting	A075W4013Z	9	9	
47	Nut, M6 Nyloc, " " "	A075W3009Z	9	9	
50	Radiator Air Intake Duct, spoiler to rad. duct	A082B5076K	1		
51	Edging Strip, air duct, coolant hose protect	A085U6080V	55mm		
52	Setscrew, M8 x 25, duct to body	A075W1039Z	4		
53	Washer, Flat, M8x16, " " "	A075W4020Z	8		
54	Washer, spring, " " "	A075W4035Z	8		
55	Tapping Plate, duct to underbody	B082B4811F	2		
	Pop Rivet, tapping plate fixing	A075W6071Z	4		
57	Nut, Nyloc, M8, duct to body	A075W3010Z	4		
60	Screw, M5 x 16, air duct fixing	A082W5107F	5		
61	Washer, spring, " " "	A082W4097F	5		
62	Washer, flat, " " "	A075W4009Z	5		
63	'C' Clip, M5, " " "	A100W6372F	3		
65	Jacknut, M5, " " "	A075W3043F	2		
66	Radiator Duct	A082B5076K	1		Freon 12 refrigerant R/B B082B5076K
	" " "	B082B5076K	1		R 134a (CFC Free) refrigerant
	" " "	B082B4906K		1	
	Grommet, radiator duct	X026B0371Z	2	2	
68	Grommet, flexiform, coolant hose/rad. duct	A082U6275V	150mm	150mm	
70	Support Stay, duct to chassis, RH	A082K4232F	1	1	
71	" " " " " LH	A082K4231F	1	1	
72	Setscrew, M8 x 20, stay to chassis	A075W1038Z	2	2	
73	Flat Washer, M8x16, " " "	A075W4020Z	2	2	
74	Nut, M8 Nyloc, " " "	A075W3010Z	2	2	
75	Setscrew, M8 x 25, stay to duct	A075W1081Z	2	2	
76	Washer, flat, " " "	A075W4023Z	2	2	
80	Hose, radiator outlet (bottom hose)	B082K4243F	1	1	
81	Hose Clip, 32-50mm, outlet hose	A079K6019F	2	2	
	Sheathing, chassis strut, hose protection	A082A4230F	1	1	
	Snapper Clip, sheathing to chassis	A082W6275Z	2	2	
	'P' Clip, radiator hoses to front frame	A075W6236F	4	4	
	Screw, 'P' clip to chassis	A075W5034F	4	4	
	Spire Nut, 'P' clip fixing	A075W6011Z	4	4	
87	Bracket, water pipe to chassis	A082K4192K	1	1	
88	Screw, bracket to chassis	A075W5016Z	1	1	

Esprit range: '93 M.Y. onwards

Page 2 46.01A



FUNCTION CODE	CONTENTS: Radiator & Duct, Rad. Fans, Header Tank, Pipework	QUANTITY		REMARKS
		S4	SPORT 300	
46.01A	PART DESCRIPTION	PART NUMBER		
	Hose Clip, pipe to bracket	A075M6145F	2	2
90	Elbow Hose, return pipe to junction pipe	B082K4127K	1	1
91	Hose Clip, hose securing	A075K6014F	4	4
92	Junction Pipe, header take-off	B082K4191F	1	1
93	Grommet, junction pipe thro' chassis	A082U6109F	1	1
94	Hose, water pump inlet	A082K4190F	1	
	Pipe, water pump inlet	P691.4601.001AF		1
	Hose, junction pipe to inlet pipe	P691.4601.004AK		1
	Hose, inlet pipe to water pump	P691.4601.003AK		1
100	Pad, anti-chafe, inlet hose to chassis	A082U5008F	1	1
101	Hose, header tank feed	A082P6055F	1	
	Hose, junction pipe to connector pipe	P691.4601.007AK		1
	Connector Pipe, header tank hose	B075K0111Z		1
	Elbow Hose, connector pipe to header tank	P691.4601.009AK		1
105	Hose Clip, 16-25mm, header hose	A079K6018F	2	4
106	Tie Wrap, header hose securing	A075W6045Z	1	1
107	Sleeve, hose protective	A082F4148K	1	1
110	Twin Header Tank, engine and chargecooler	B082K6051F	1	1)
111	Blanking Cap, engine header tank	A082K6053H	1	1)
112	Pressure Cap, 7 psi, chargecooler tank	A082K6052H	1	1)
113	Nut, M6, header tank fixing	A075W3020Z	3	3)
114	Spring Washer, M6, " "	A075W4035Z	3	3)
115	Flat Washer, M6x12, tank fixing	A075W4013Z	3	3)
	Bracket, header tank mounting	P691.4601.002AF		1)
	Setscrew, M6 x 16 thinhead, bracket to wall	A075W1082Z		3)
	Penny Washer, screw head to relay box	A075W4017Z		3)
	Nut, M6 Nyloc, bracket to relay box	A075W3009Z		3)
	Washer, flat, nut to bracket	A075W4015Z		3)
121	Probe, coolant level tell-tale	A082M6282F	1	2)
122	Grommet, " " " "	A082M6283F	1	2)
123	Elbow, chargecooler tank overflow	X036J0135Z	1	1)
123	Tube, " " " "	A082L6050V	600mm	600mm)
124	'P' Clip, overflow tube securing	A075W6228F	5	5)

Prior VIN *

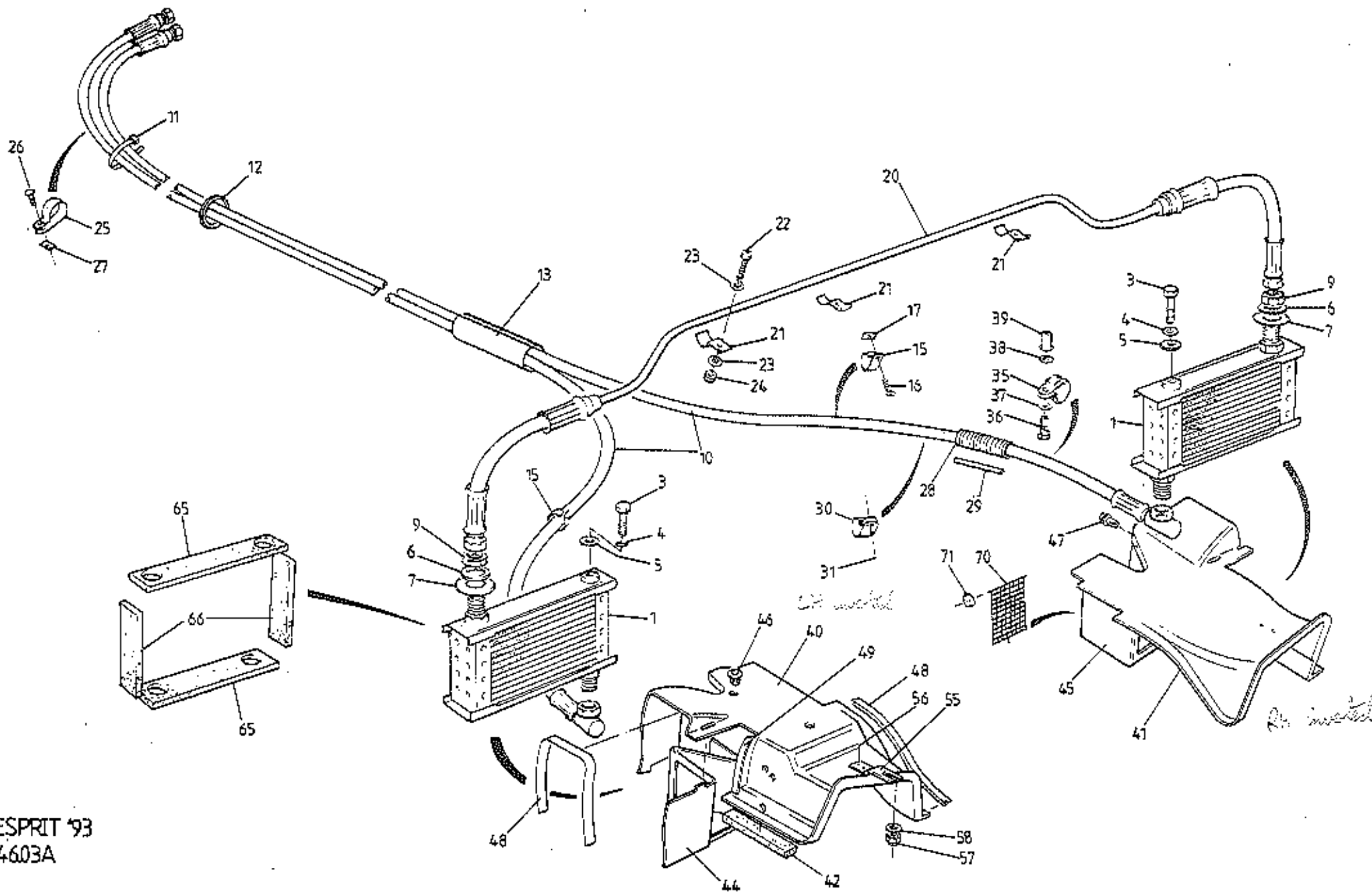
* VIN R 1242 (S4 LHD)
 R 1250 (S4 RHD)
 R 8030 (Sport 300)
 (Revised Harness)



FUNCTION CODE	CONTENTS:	QUANTITY		REMARKS	
		S4	SPORT 300		
46.01A	Radiator & Duct, Rad. Fans, Header Tank, Pipework				
	PART DESCRIPTION	PART NUMBER			
125	Screw, M3 x 12, 'P' clip to airbox cover	A089W5077F	3	3)
126	Flat Washer, " " " " "	A075W4001Z	3	3)
127	Nut, M3 Nyloc, " " " " "	A079W3060F	3	3) Prior VIN *
130	Hose, air bleed, outlet pipe to header tank	E075K0113Z	1)
	" " " " " " " " "	P691.4601.008AF		1)
132	Hose Clip, air bleed hose	A075U6082F	2	2)
135	Header Tank, plastic	A082K6067F	1	1	>
136	Level Switch, plastic header tank	A082K6068F	1	1	>
137	Pressure Cap, 110 kPa, " "	A082K6042F	1	1	>
138	Mounting Bracket, header tank	A082K4248F	1	1	>
139	Nut, M6 Nyloc, header tank to bracket	A075W3009Z	2	2	>
140	Penny Washer, " " " " "	A075W4017Z	2	2	> From VIN *
141	Setscrew, M6 x 16 thin head, bracket fixing	A075W1082Z	3	3	>
142	Penny Washer, bracket fixing	A075W4017Z	3	3	>
145	Hose, air bleed, outlet pipe to header tank	A082K4246F	1	1	8/12 mm >
146	Hose Clip, 8/16mm, air bleed hose	A082L6042F	4	4	>
147	Tie Wrap, bleed hose to harness	A075W6038Z	3		>
148	Grommet, bleed hose thro' RH sidewall	A089M6066F	4		> * VIN R 1242 (S4 LHD)
149	Reducing Hose, header tank to 'T'- piece	A082K4245F	1	1	23/15 mm > R 1250 (S4 RHD)
150	Hose Clip, 20/32mm, reducing hose to tank	B907E6085Z	1	1	> R 6030 (Sport 300)
151	'T'- Piece, header tank feed	B910E7006F	1	1	> (Revised Harness)
152	Oetiker Clip, 25.5mm, hoses to 'T'- piece	B082K6060F	2	2	>
153	'P'- Clip, air bleed hose to airbox cover	A075W6257F	3	3	Not used on S4 from VIN *
154	Hose, overflow, header tank to expansion tank	A082K4221F	1	1	As 3.2m of B075L6043V
155	Grommet, overflow hose thro' LH sidewall	X050J0135Z	1	1	
	" " " " RH "	A089M6066F	2		From VIN *
157	Hose Clip, overflow hose to tanks	A075U6082Z	2	2	
158	'P' Clip, overflow pipe securing	A075W6228F	3	3	
159	Pop Rivet, 'P' clip fixing	A075W6071F	3	3	
162	Hose, turbocharger to header tank	A910E2379K	1		325mm of A082K6035V) Prior VIN *
	" " " " "	P691.4601.005AK		1)
	" " " " "	A082K4244F	1	1	10/16 mm From VIN *
	Heatshield Wrap, turbo water feed hose	P691.4601.006AV		340mm	



FUNCTION CODE	CONTENTS:	QUANTITY		REMARKS	
		S4	SPORT 300		
46.01A	Radiator & Duct, Rad. Fans, Header Tank, Pipework				
	PART DESCRIPTION	PART NUMBER			
	Hose Clip, turbo coolant outlet hose	A910E2389F	2	2	Prior VIN *) From VIN *) * VIN R 1242 (S4 LHD) R 1250 (S4 RHD) R 8030 (Sport 300) (Revised Harness)
	" " " " " " to turbo	A082L6042F	1	1	
	" " " " " " to tank	A079M6132F	1	1	
168	Hose, cylinder head to 'T'- piece	A910E2381K	1	1	
169	'T'- Piece, cyl. head/heater/turbocharger	A910E2377F	1	1	
170	Hose, 'T'- piece to turbo inlet	A910E2380K	1	1	
171	Hose Clip, 16 - 25mm	A079K6018F	4	4	
172	Expansion Tank	A082K6040F	1	1	
173	Blanking Cap, expansion tank	A082K6041F	1	1	
174	Setscrew, M6 x 25, expansion tank to body	A075W1031Z	2	2	
175	Flat Washer, M6 x 18, " " " "	A075W4018F	4	4	
176	Nut, M6, " " " "	A075W3020Z	4	4	
177	Elbow, overflow pipe to expansion tank	X036J0135Z	1	1	
178	Overflow Pipe, expansion tank	A036L0085V	1m	1m	
179	'P' Clip, overflow pipe fixing	A075W6000Z	1	1	
180	Pop Rivet, 'P' clip fixing	A075W6066Z	1	1	



ESPRIT '93
4603A

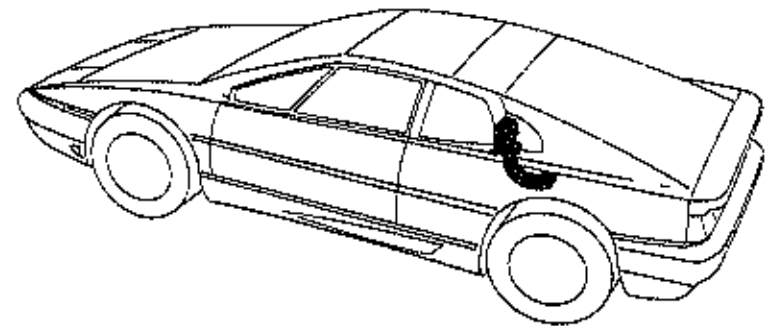
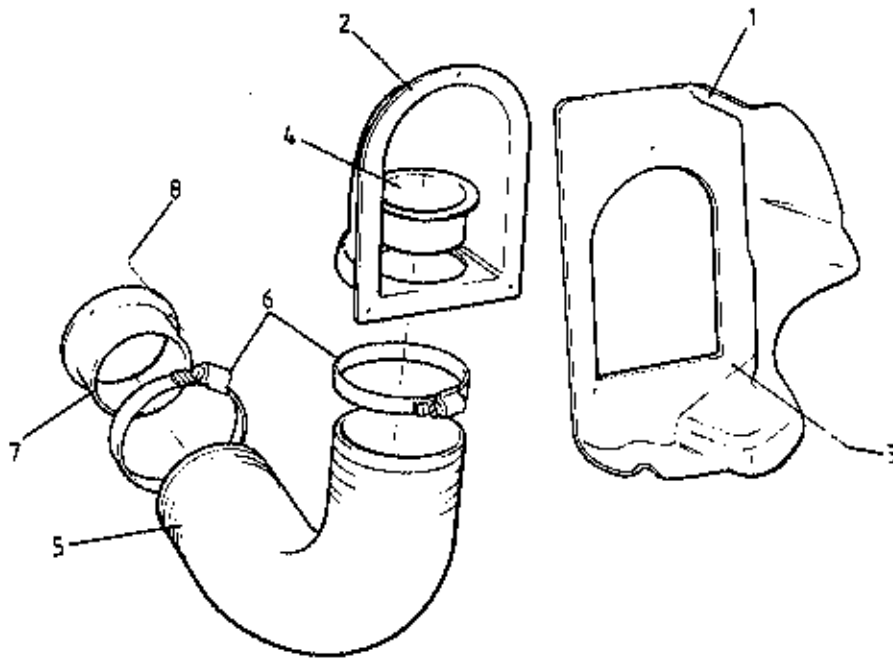


FUNCTION CODE	CONTENTS:			QUANTITY		REMARKS
		Oil Coolers, Ducts & Hoses		ALL		
46.03A	PART DESCRIPTION	PART NUMBER				
1	Oil Cooler	B082K4225F		2		
3	Setscrew, M8 x 35, oil cooler to body	A075W1041Z		2		
4	Flat Washer, M8 x 25," " " "	A075W4036Z		2		A075W4036Z is spring washer
5	Rubber Washer, " " " "	A036L6019Z		4		
6	Spacer Washer, " " " "	A082K4233F		2		
7	Spreader Washer, " " " "	A082K6055F		2		
9	Thin Nut, 5/8" BSP " " " "	A082K6054F		2		
10	Hose Assembly, oil cooler/engine	A910E2519F		2		
11	Tie Wrap, oil cooler hoses	A075W6038Z		3		
12	Rubber Edging, oil cooler hoses thro' chassis	AX75L6020Z ✓	A/R			
13	Foam Tube, hose protection, chassis front	A082E6022V	85mm			
15	'P' Clip, oil cooler hose securing	A075W6236F	4			
16	Screw, 'P' clip fixing	A075W5034Z	4			
17	Spire Nut, " " "	A075W6011Z	4			
20	Oil Pipe Assembly, oil cooler cross-over	A910E2520F	1			
21	Clip, cross-over pipe to body	A082W6342F	3			
22	Screw, M4 x 20, " " "	A075W5081F	3			
23	Flat Washer, M4, " " "	A082W4099F	6			
24	Nut, M4, Nyloc, " " "	A075W3049F	3			
25	'P' Clip, oil cooler pipes securing	A075H6018Z	4			
26	Screw, s/t No.8 x 1/2, clip fixing	A075W5036Z	4			
27	Spire Nut, No.B, " " "	A075W6011Z	4			
28	Protective Tube, convolute split, oil hose	A082V7779V	300mm			
29	Edging Strip, hose/chassis protection	AX75L6020V	200mm ✓			
30	'P' Clip, oil cooler pipes securing	A075W6018Z	2			
31	Pop Rivet, 'P' clip fixing	A075W6092Z	2			
35	'P' Clip, metal, oil cooler pipes securing	A910E6743F	4			
36	Setscrew, M6 x 20, clip fix	A075W1030Z	2			
37	Washer, spring, M6, " " "	A075W4035Z	2			
38	Washer, flat, M8, " " "	A075W4020Z	2			
39	Pulsert, M6, " " "	A079W6156F	2			
40	Duct, oil cooler, RH	B082B5070K	1			
41	" " " LH	B082B5069K	1			



FUNCTION CODE	CONTENTS: Oil Coolers, Ducts & Hoses	QUANTITY		REMARKS
		ALL		
46.03A				
	PART DESCRIPTION	PART NUMBER		
42	Foam Seal, oil cooler duct to spoiler " " " " " " "	A082U7601K P691.4603.001AK	2 2	S4 Sport 300
44	Air Splitter, oil cooler duct, RH	A082B5074K	1	
45	" " " " " LH	A082B5073K	1	
46	Clip, splitter to duct	A082W6356F	6	
47	Pastex Scrivet, splitter to duct	A100W6479F	2	
48	Lip Seal, duct sealing	A100B6039V	1.5m	2 x 420mm; 2 x 320mm
49	Edging Strip, oil cooler duct	B075U6054V	260mm	2 x 130mm
	Foam Strip, oil cooler duct to body	A082U6067V	340mm	2 x 170mm
	Foam Strip, self adhesive, splitter to body	A082U6067V	180mm	2 x 90mm
55	Bracket, oil cooler duct to front valance	A082B5094F	2	
56	Pop Rivet, bracket to duct	A075W6069Z	4	
57	Nut, M6, Nyloc, duct bracket to valance	A075W3009Z	2	
58	Washer, flat, " " " "	A075W4015Z	2	
	Spacer, " " " "	A100L6007F	2	
65	Foam Seal, oil cooler top/bottom	A082U7339F	4	
66	" " " " sides	A082U7340F	4	
70	Grille, oil cooler rear protection	A082U7334F	2	
71	Grommet, grille to duct	A082B6158F	6	
	Grommet, blanking 35-40mm	A082U6073F	4	

Updated 2nd February 2015



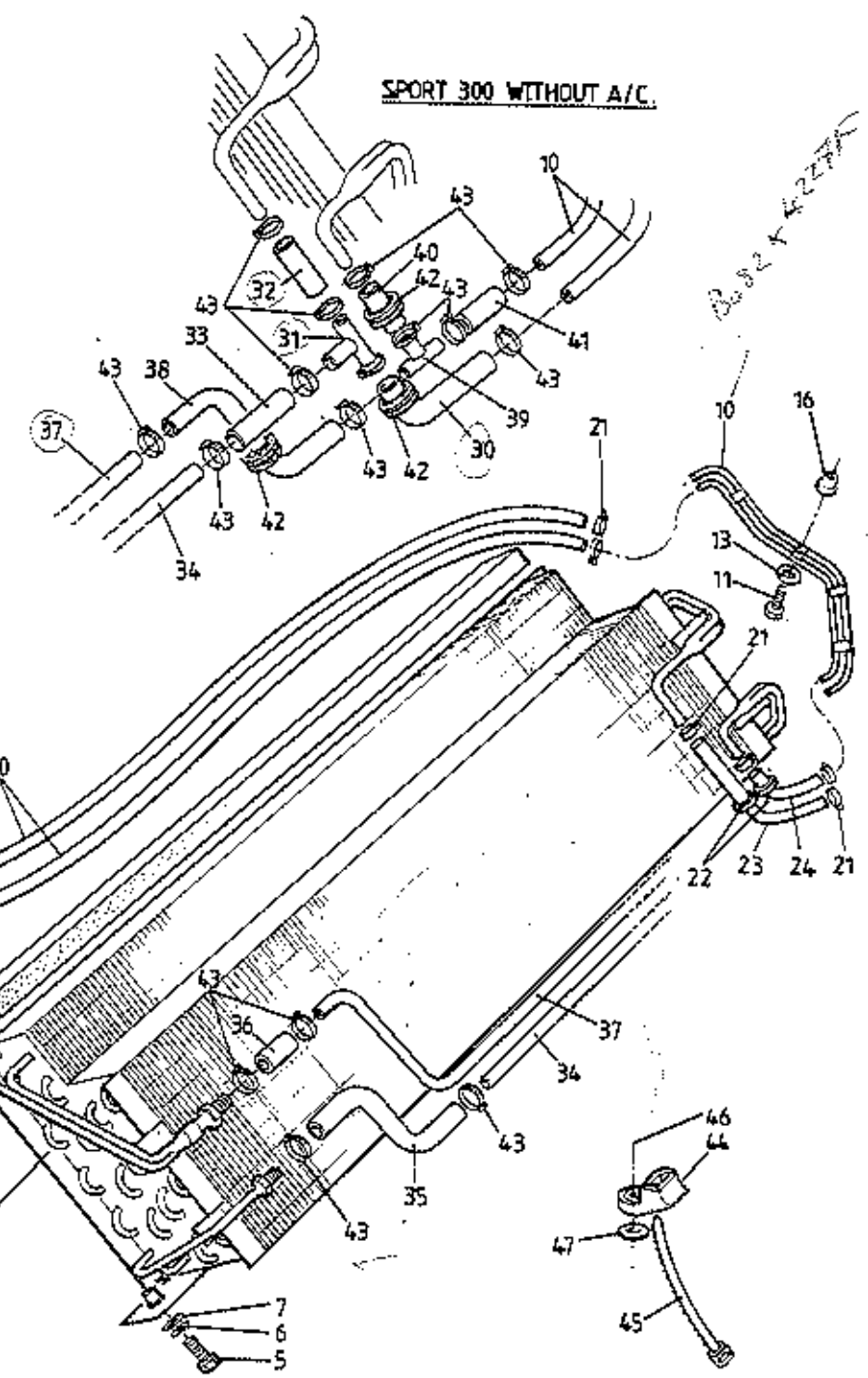
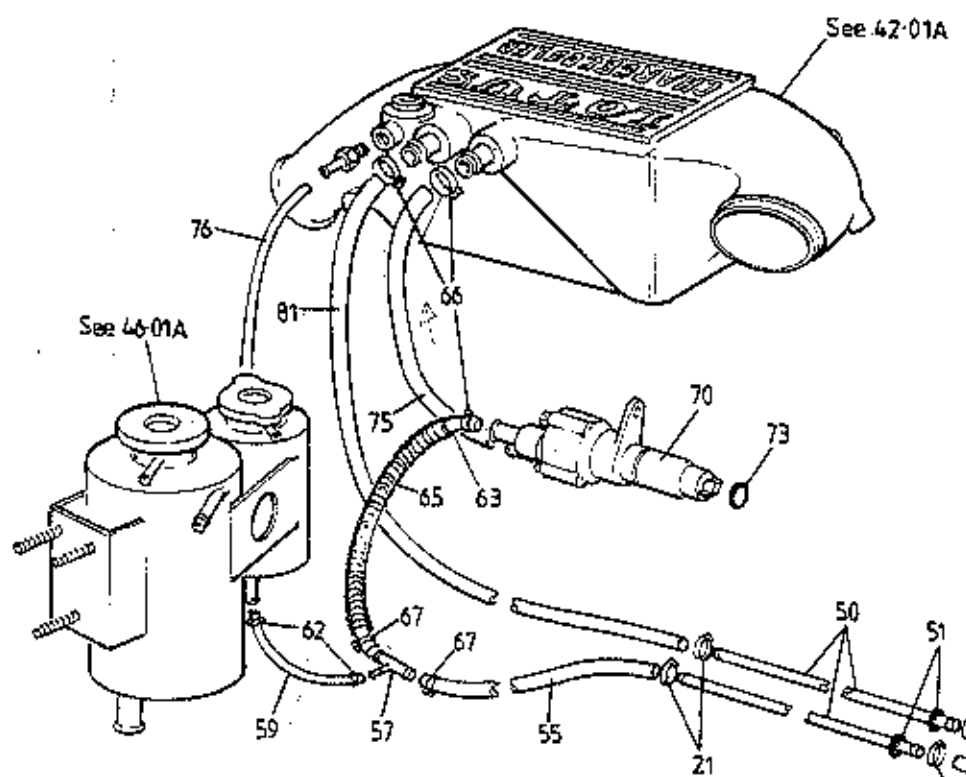
ESPRIT '93
4605A



FUNCTION CODE	CONTENTS:	QUANTITY		
		ALL		REMARKS
46.05A	Engine Bay Cooling Ducts & Trunking			
	PART DESCRIPTION	PART NUMBER		
1	Intake Duct, engine bay ventilation, LH	B082B4771K	1	
	Pop Rivet, intake duct to body	A075W6092Z	4	Behind LH rear quarter window
2	Adaptor, intake duct to spigot	A082B6215K	1	
3	Pop Rivet, adaptor to duct	A075W6094Z	6	
	Washer, pop rivet	A075W4013Z	6	
4	Spigot, trunking adaptor	A100B0925K	1	glued to intake duct
5	Trunking, 63 x 470mm, LH duct to engine bay	B082E6217F	1	
6	Hose Clip, 50 - 70mm, ventilation trunking	A100E6082F	2	
7	Adaptor, straight, trunking to sidewall rear	A100B0925K	1	
8	Rivet, adaptor to sidewall	A075W6095F	3	

Esprit range: '93 M.Y. onwards

46.05A



ESPRIT 93
46.10A



FUNCTION CODE	CONTENTS: Chargecooler, Pump, Radiator, Pipes	QUANTITY		REMARKS		
		S4	SPORT 300			
46.10A	PART DESCRIPTION	PART NUMBER				
1	Chargecooler Radiator/A.C. Condenser Assembly	A082K4226F	1	1	Sport 300 with air cond. Freon 12 R 134a (CFC Free) refrigerant Without air conditioning	
	" " " " " "	A082K6070F-	1	1		
3	Double Radiator Assembly, chargecooler water Foam, radiator to body	P625.4610.001AF		1		
4	Edge Clip, chargecooler radiator to duct	A079K4001F	1	1		
5	Setscrew, " " " " " "	A079W6174F	4	4		
6	Washer, spring, " " " " " "	A075W1036Z	2	2		
7	Washer, flat, " " " " " "	A075W4048Z	2	2		
10	Pipe Assembly, inlet/outlet hoses, wheelarch	A075W4021Z	2	2		
11	Setscrew, M5 x 20, pipe assembly to rad. duct	A082K4227F	1	1		
13	Washer, M5, spring, " " " " " "	A075W5084F	1	1		
16	Jacknut, M5, " " " " " "	A075W4097Z	1	1		
20	Hose, chassis pipe to wheelarch pipe assembly	A075W3043F	1	1		
21	Hose Clip, 16-25mm, hose securing	A082K4230K	2	2		
22	Grommet, hoses thro' body	A079K6018F	10	10		
23	Hose, chargecooler radiator inlet	A075P6021F	2	2)
24	" " " " outlet	A082K4229F	1	1) Sport 300 with air conditioning
		A082K4228F	1	1)
30	Elbow Hose, feed pipe to 'T'-piece	P691.4610.005AK		1] } }
31	'T'-Piece, chargecooler radiator feed	P691.4610.601AF		1] } }
32	Connector Hose, 'T'-piece to front rad. upper	P691.4610.002BK		1] Feed } }
33	" " " " to lower transfer pipe	P625.4610.003BK		1] } }
34	Transfer Pipe, lower, 'T' to rear rad. lower	P691.4610.004AF		1] } }
35	Hose, swan neck, trans. pipe to rear rad. lower	P625.4610.005AK		1] } }
36	Connector Hose, rear rad. upper to trans. pipe	P625.4610.003BK		1] } }
37	Transfer Pipe, upper, rear rad. upper to 'T'	P691.4610.003AF		1] } Sport 300 without	
38	Hose, swan neck, upper trans. pipe to 'T'-piece	P691.4610.62SAK		1] } Return } air conditioning	
39	'T'-Piece, chargecooler radiator return	P691.4610.601AF		1] } }	
40	Connector Hose, front rad. lower to 'T'-piece	P625.4610.003BK		1] } }	
41	" " return 'T' to return pipe	P691.4610.002BK		1] } }	
42	Grommet, hose thro' radiator duct	A075P6021Z		3] } }	
43	Hose Clip, chargecooler hoses	A079K6018F		12] } }	
44	Cradle, transfer pipes to duct	A082W6276F		4] } }	
45	Tie Wrap, pipes to cradle	A100W6399F		4] } }	
46	Pop Rivet, cradle to duct	A082W6243F		4] } }	
47	Washer, pop rivet	A075W4000Z		4] } }	



FUNCTION CODE	CONTENTS: Chargecooler, Pump, Radiator, Pipes	QUANTITY		REMARKS
		S4	SPORT 300	
46.10A	PART DESCRIPTION	PART NUMBER		
50	Pipe, coolant feed/return thro' chassis	A082P4200F	2	2
51	Grommet, water pipe thro' chassis	A079K6004F	4	4
	Tie Wrap, pipes to chassis	A075W6038Z	1	1
55	Hose, chassis pipe to 'T'- piece/connector	A082P6059F	1	1
	Tie Wrap, hose to chassis	A075W6038F	1	1
57	'T'- Piece, chargecooler pump hose	A910E7006F	1	1
	Connector Pipe, " " "	B075K0111Z	1	1
59	Hose, 'T'- piece to chargecooler header tank	A910E2547F	1	1
	" " " " " "	P691.4610.006AF		1
62	Hose Clip, 'Oetiker', hose to 'T'- piece	A082K6060F	2	2
63	Hose, 'T'- piece/connector to pump inlet	A910E2528F	1	1
	" " " " " "	P691.4610.007AK		1
65	Protective Tubing, inlet hose	A082F4131K	1	1
66	Hose Clip, 16-25mm, hose securing	A079K6018F	4	4
67	Hose Clip, 'Oetiker', hoses to 'T'- piece/conn.	B082K6059F	2	2
70	Chargecooler Pump, water circulation	B910E9252F	1	1
	Impellor, chargecooler pump	B910E6992H	1	1
	Gasket, chargecooler pump end cover	A910E7010F	1	1
73	'O' Ring, pump spigot	A907E6251F	1	1
75	Hose, pump to chargecooler	A910E2515F	1	1
76	Hose, chargecooler air bleed to header tank	A910E2548K	1	1
	Hose, chargecooler air bleed to 'T'- piece	A082K4249F	1	1
	Oetiker Clip, 8/16mm, bleed hose to chargecooler	A082L6042F	2	2
	Tie Wrap, bleed hose to heater hose	A075W6038Z	2	2
81	Hose, chargecooler to chassis pipe	A910E2527F	1	1

Repair kit A910E7039S inc. impellor gasket, 'cals' 'washers'
 R12 890 see attached list for component parts.
 Kit NLA
 Prior VI)
) From \)
)
 D

* VIN R 1242 (S4 LHD)
 R 1250 (S4 RHD)
 R 8030 (Sport 300)

03/04/06

LOTUS UK V9

GSLATTERY

WAPRO31A

Parts/Model News Maintenance

Inventory Control

Mode DISPLAY

Item-Model A910E7039S

MULTI SUPERCESSION PARTS KIT

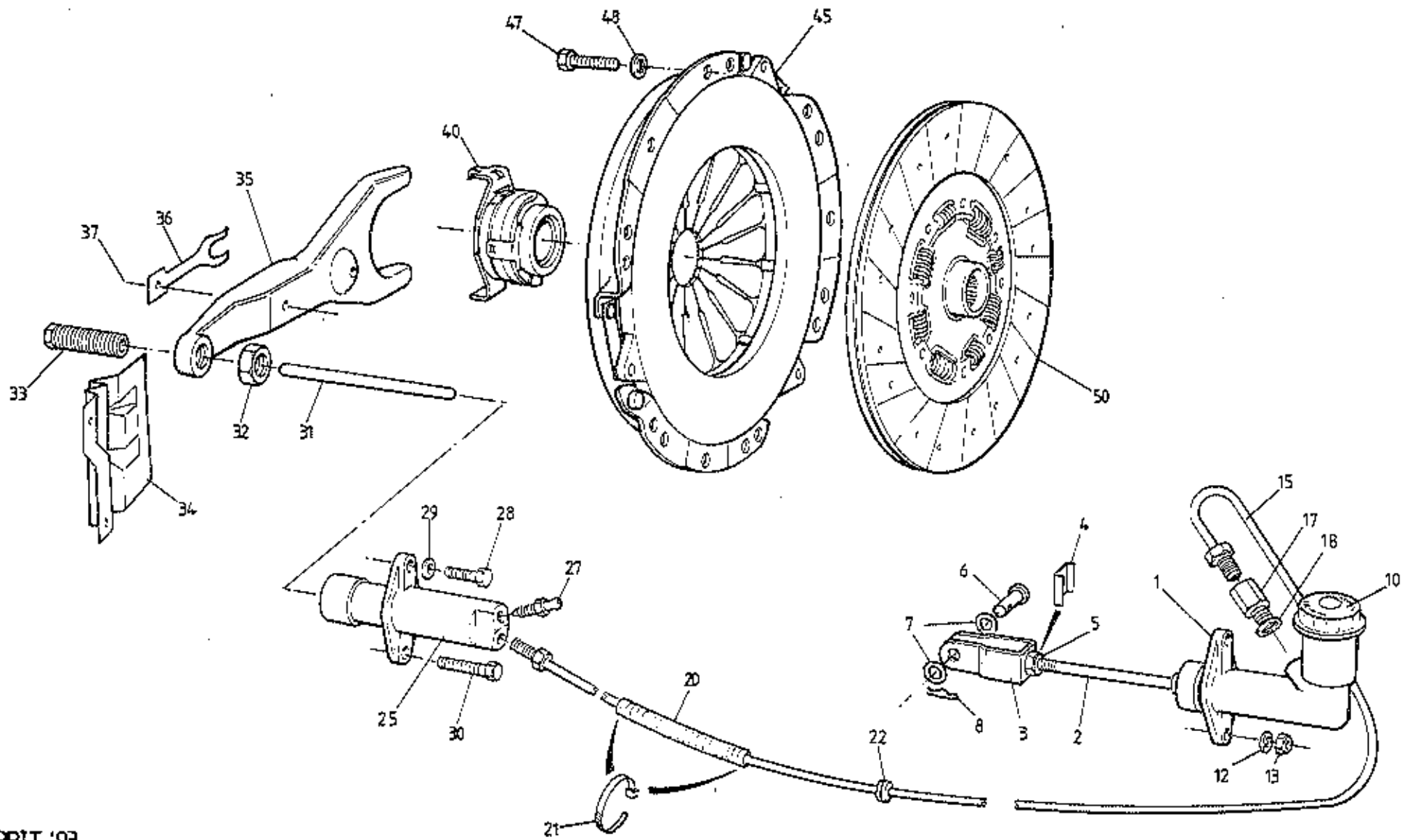
Index Value INFO

DESIGN/COLOUR/NAME ECS

QTY# Item News

1	1X	A910E6987F	SPIROSEAL-C/COOL. PUMP
	1X	A910E6988F	LIP SEAL "
	1X	A910E6990F	THRUST WASHER "
	1X	B910E6992H	IMPELLOR "
	1X	A910E7010F	GASKET "

OK FOR KITTING



ESPRIT '93
4701A

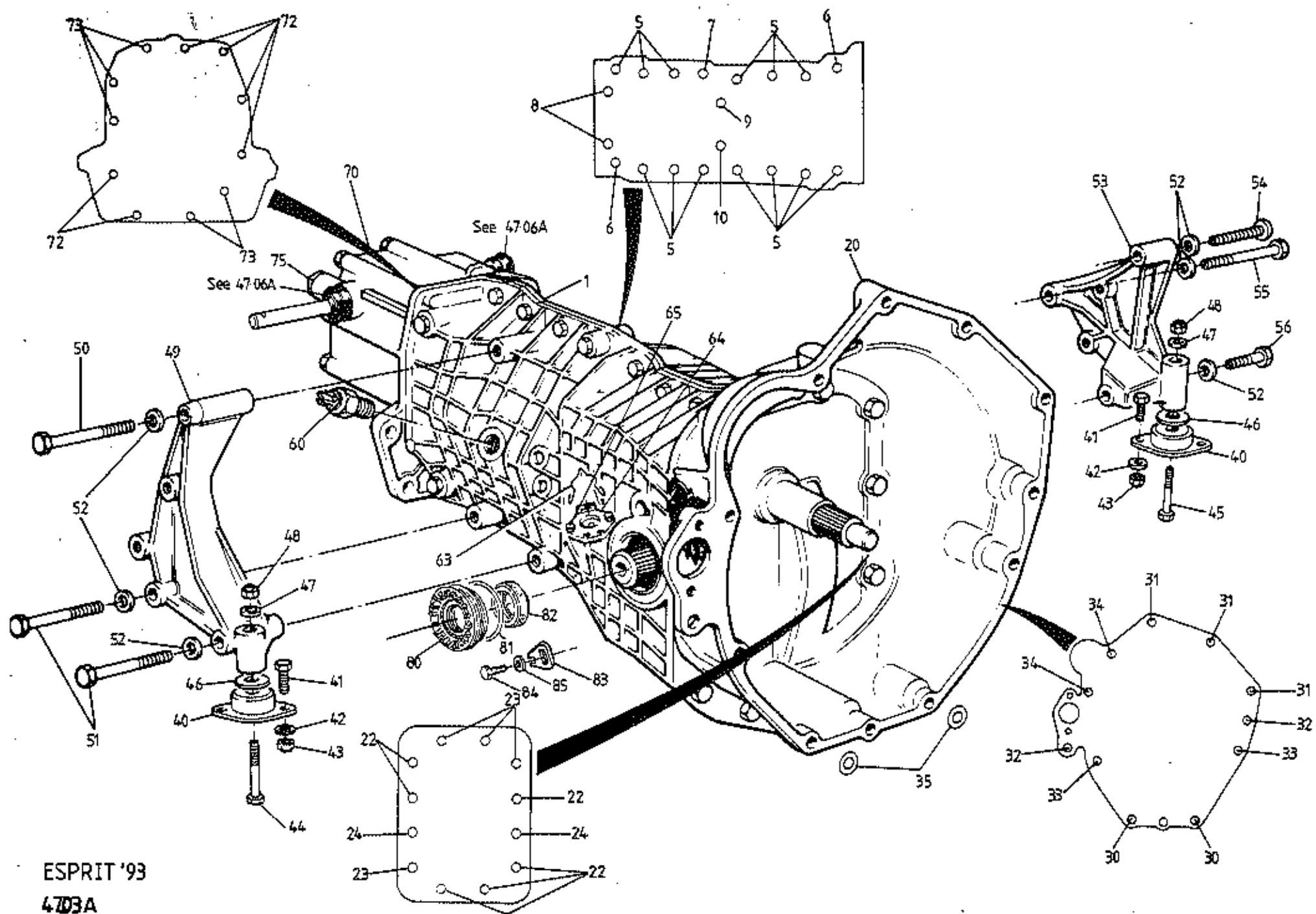


FUNCTION CODE	CONTENTS: Clutch & Release Mechanism	QUANTITY		REMARKS
		S4	S48/ SPORT 300	
47.01A	PART DESCRIPTION	PART NUMBER		
1	Master Cylinder, clutch 0-700 ³	A082J6147J	1	1
2	Pushrod, clutch master cylinder	A082J6140F	1	1
3	Clevis, master cylinder pushrod	A082J6148F	1	1
4	Clip, pushrod nut retention	A082Q4027F	1	1
5	Lock Nut, clevis to pushrod	A082J6149F	1	1
6	Clevis Pin, clutch pedal to clevis	A082J4197F	1	1
7	Pressure Washer, clutch pedal to clevis	A082W4103F	2	2
8	'R' Pin, " " " "	A075W6175F	2	2
10	Filler Cap, clutch master cylinder	A079J6038F	1	1
	Service Kit, " " " A079J6037F	A036J6091Z	1	1
12	Flat Washer, M8 x 16, master cylinder fixing	A075W4020Z	2	2
13	Nut, Nyloc, M8, master cylinder upper fix	A075W3010Z	1	1
	Setscrew, M8 x 45, master cyl. lower fixing	A075W1043Z	1	1
15	Pipe, flexible, master to slave cylinder	A082J4089F	1	1
	" " " " " "	A082J4088F	1	1
	Clip, 8mm, clutch pipe to chassis	A075W6237F	2	2
17	Adaptor, clutch pipe to master cylinder	A082J6145F	1	1
18	Washer, adaptor to master cylinder	A082J6146F	1	1
	Tie Wrap, clutch pipe to gearchange cables	A075W6038F	1	1
20	Protective Sleeve, clutch pipe	A082F6517K	1	1
21	Tie Wrap, sleeve to chassis	A075W6038F	4	4
22	Grommet, pipe thro' chassis	A082L6159Z	2	2
-25	Slave Cylinder, clutch	A082Q6031F	1	1
	Service Kit, slave cylinder	A082Q6024F	1	1
27	Bleed Nipple, " "	A082Q6025F	1	1
28	Setscrew, M8 x 25, slave cylinder/bell housing	A075W1039Z	1	1
29	Spring Washer, M8, " " " "	A075W4036Z	2	2
30	Setscrew, M8 x 45, " " lower fixing	A075W1043Z	1	1
31	Push Rod, slave cylinder to release fork	B082Q4023F	1	1
32	Nut, M4, clutch adjuster	A079W3048F	1	1
33	Threaded Abutment, release fork to push rod	A082F4111F	1	1
34	Gaiter, clutch release fork	B082F6355F	1	1
35	Fork, clutch release (inc. leaf spring)	A082Q4026J	1	1
36	Leaf Spring, release fork retaining	A082F6231F	1	1
37	Rivet, leaf spring to fork	A082W6302F	1	1

LHD
RHD



FUNCTION CODE	CONTENTS: Clutch & Release Mechanism	QUANTITY		REMARKS	
		S4 ST3	S4S/ SPORT 300		
47.01A	PART DESCRIPTION	PART NUMBER			
40	Release Bearing Assembly	A082Q6034F	1		<i>From car restoration</i>)) Part of release bearing assembly) <i>From restoration</i>
	" " & Carrier Assembly	P691.4701.800AJ		1	
	Ball Bearing, clutch release	P525.4701.606AF		1	
	Spacer, bearing to carrier	P525.4701.002AF		1	
	Profile Adaptor, release bearing	P525.4701.001CF		1	
45	Pressure Plate Assembly	A082Q6032F	1	1	Identification 235 CP 7000
	" " "	P525.4701.607AF		1	<i>Part 453</i>
47	Setscrew, clutch cover to flywheel	A075W1021Z 1038	6	6	
48	Spring Washer, M6, " " "	A075W4032Z 4036	6	6	
50	Friction Plate, clutch driven	A082Q6033F	1	1	



ESPRIT '93
 4703A



FUNCTION CODE	CONTENTS: Transmission Assembly & Mountings	QUANTITY		REMARKS
		ALL		
47.03A	PART DESCRIPTION	PART NUMBER		
1	Transmission Assembly, inc. clutch housing	A082F6522F	1	S4) Type UN1 026 'high Sport 300) torque' RH shift * inc. Lotus Limited Slip Differential
	" " " " "	P691.4703.010AK*	1	
	Main Case (pair), gearbox	A082F6533S	1	
	Air Vent, breather	A082F6398F	1	
5	Bolt, 35mm, main case joint	A082F6389F	13	
6	" 45mm, " " " "	A082F6383F	2	
7	" 50mm, " " " "	A082F6390F	1	
	Washer, main case bolts (35/45/50mm bolts)	A082F6383F	32	
	Nut, " " " " " "	A082F6385F	16	
8	Bolt, 110mm, main case joint	A082F6386F	2	
	Washer, main case 110mm bolts	A082F6387F	2	
9	Bolt, 110mm, main case joint	A082F6386F	1	
	Washer, main case 110mm bolt	A082F6387F	2	
	Nut, " " " " "	A082F6388F	1	
10	Bolt, 115mm, main case joint	A082F6534S	1	
	Washer, main case 115mm bolt	A082F6535S	2	
	Nut, " " " " "	A082F6536S	1	
20	Clutch Housing	A082F4146S	1	
	Gasket, gearbox to clutch housing	A082F6404F	1	
22	Bolt, 40mm, clutch housing to gearbox	A082F6539S	6	
23	" 50mm, " " " "	A082F6540S	4	
24	Dowel Bolt, " " " "	A082F6543S	2	
	Washer, " " " "	A082F6541S	12	
	Nut, dowel bolt, " " " "	A082F6544S	2	
30	Bolt, M10 x 40, clutch housing to sump	A075W2052Z	2	
31	Bolt, M10 x 45, clutch housing to engine	A075W2053Z	3	
32	" M10 x 50, " " " "	A075W2054Z	2	
33	" M10 x 60, " " " "	A079W2055F	2	
34	" M10 x 75, " " " "	A079W2059Z	2	
35	Shim, laminated, clutch housing to sump	A082F6358F	2	
	Pointer, engine timing	A082F0753F	1	
	Cover, moulded, engine timing aperture	A082F4129K	1	

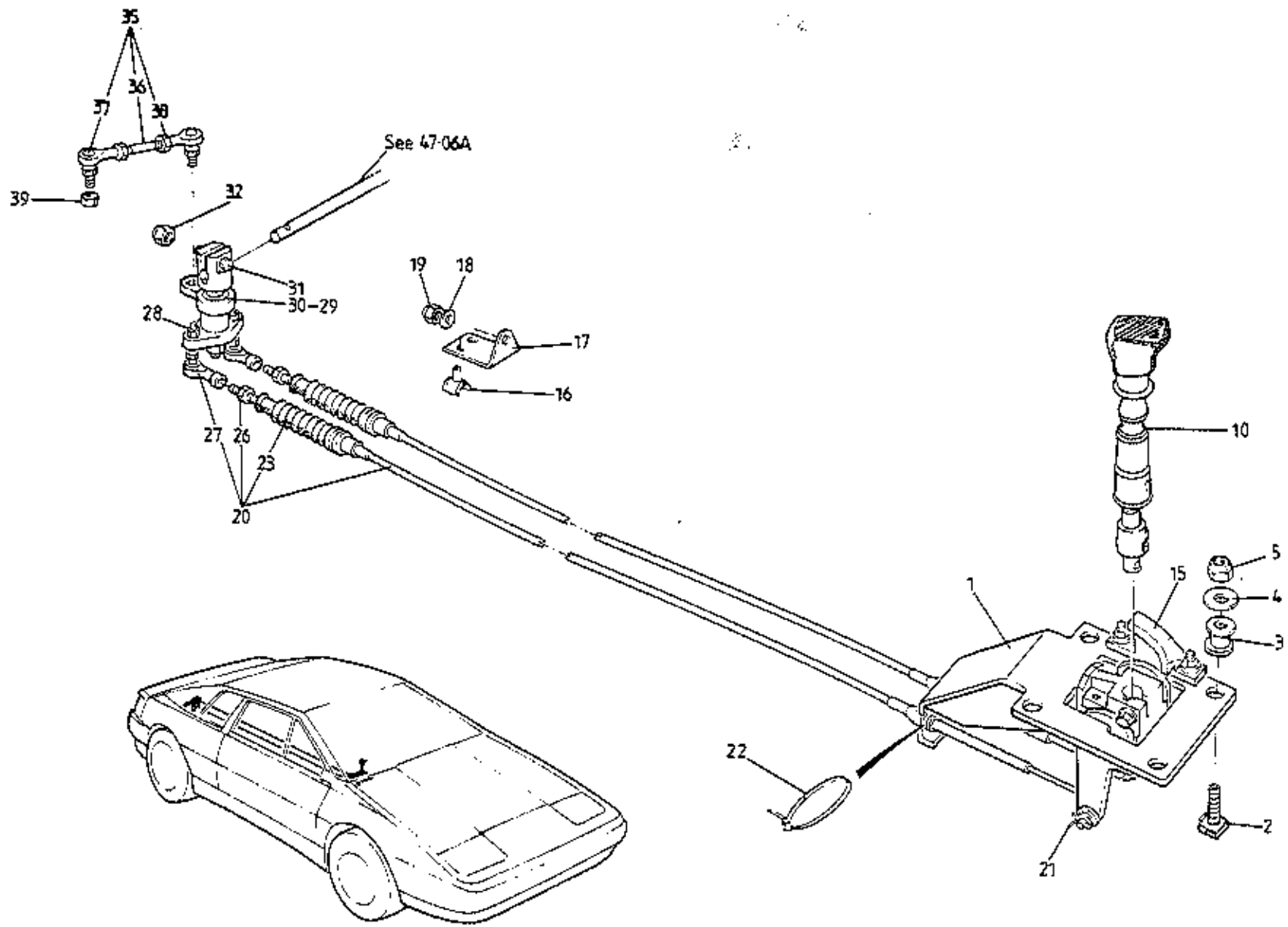


FUNCTION CODE	CONTENTS: Transmission Assembly & Mountings	QUANTITY		REMARKS
		ALL		
47.03A	PART DESCRIPTION	PART NUMBER		
	Cover, engine speed sensor hole	A082F4130K	1	
	Setscrew, M6 x 12, cover to housing	A075W1027Z	1	
	Flat Washer, M6x15, " " "	A075W4015Z	1	
40	Mounting Rubber, gearbox	B085E6012F	2	
41	Setscrew, M8 x 20, gearbox mounting to chassis	A075W1038Z	4	
42	Flat Washer, M8x16, " " " "	A075W4020Z	8	
43	Nut, M8 Nyloc, " " " "	A075W3010Z	4	
44	Bolt, 7/16" UNF x 4", mounting to bracket, RH	A082F4112F	1	
45	" 7/16" UNF x 4 1/2", " " " LH	A082F4113F	1	
46	Flat Washer, large o/d, mounting to bracket	A075W4006Z	2	
47	Flat Washer, gearbox mounting bolt	A075W4005Z	2	
48	Nut, 7/16" UNF Nyloc, gearbox mounting bolt	A075W3004Z	2	
49	Mounting Bracket, gearbox, RH	A082F0766K	1	
50	Bolt, M10 x 80, bracket to gearbox	A075W2061Z	1	
51	" M10 x 75, " " "	A075W2059Z	2	
52	Flat Washer, M10x20, " " "	A075W4024Z	6	
53	Mounting Bracket, gearbox, LH	A082F0767K	1	
54	Screw, M10 x 45 button head, bracket to g/box	A082W7057F	1	<i>2/5 A082W7057F</i>
55	Bolt, M10 x 65, bracket to gearbox	A075W2056Z	1	
56	" M10 x 30, " " "	A075W1049Z	1	
60	Reverse Lamp Switch (pin type)	A082F6232F	1	<i>R/B A082F6564F (ball type)</i>
	Speedo Driven Gear	A082F6434F	1)
	'O' Ring, speedo driven gear	A082F6435F	1) S4
63	Retaining Clip, speedo cable to gearbox	A082F6236F	1)
	Blanking Plug, speedo drive aperture	P691.4703.009AK	1	Sport 300 (electronic speedo)
64	Locking Plate, speedo drive/blanking plate	A082F6400F	1	
65	Bolt, locking plate fixing	A082F6402F	2	
	Washer, locking plate bolt	A082F6378F	2	
	Rear Cover & Cross Shaft Assembly, RH shift	A082F6553S	1	
70	Rear Cover, RH shift	A082F6537S	1	
	Gasket, rear cover to main case	A082F6403F	1	
72	Bolt, 130mm, rear cover to main case	A082F6376F	6	
73	" 35mm, " " " " "	A082F6389F	5	
	Washer, rear cover bolts	A082F6378F	11	
	Dowel, rear cover to main case	A082F6381F	2	
	<i>Cap, speedo drive seal</i>	<i>A082F6555F</i>	<i>1</i>	<i>Red</i>
	<i>SCREEN: SKT M10x15</i>	<i>A082W7057F</i>	<i>1</i>	



FUNCTION CODE	CONTENTS:	TRANSMISSION ASSEMBLY & MOUNTINGS		QUANTITY		REMARKS
		PART DESCRIPTION	PART NUMBER	ALL		
47.03A						
		Bush, cross-shaft, LH	B082F6374F	1		
		" " " RH	A082F6373F	1		
		Oil Seal, cross-shaft, RH	A082F6538S	1		
75		Blanking Plug, rear cover	A082F6375F	1		
80		Ring Nut, bearing adjusting	A082F6391F	1		
81		'O' Ring, ring nut	A082F6393F	1		
82		Lip Seal, output shaft	A082F6392F	2		
83		Locking Plate, ring nut	A082F6396F	1		
84		Screw, locking plate fixing	A082F6394F	1		
85		Washer, " " "	A082F6378F	1		
		Plug, oil drain & fill/level	A082F6397F	2		
		Magnet, oil debris	A082F6399F	1		
		Oil, Castrol TAF-X 75W/90	A082F6552S	3lts		

*Oil Seal, cross shaft, LH
B082F6375F*

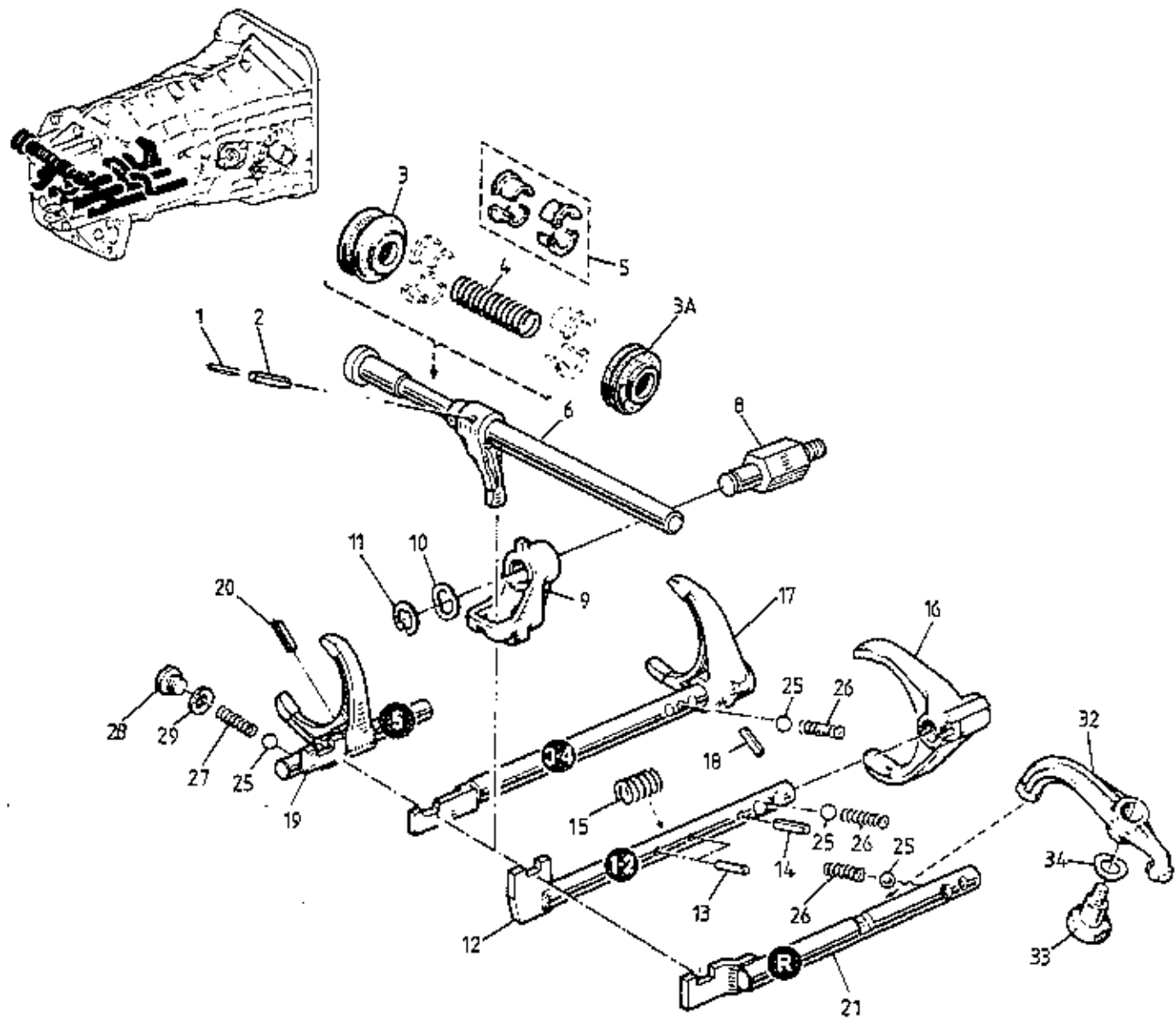


ESPRIT '93
 47.05A



FUNCTION CODE	CONTENTS: Gearchange Mechanism - external	QUANTITY		REMARKS
		ALL		
47.05A	PART DESCRIPTION	PART NUMBER	ALL	
1	Master Unit Assembly, gearchange	A082F6532S	1	Stamped 'C' (short shift)
2	Captive Stud, master unit to chassis	A082W6506F	4	
3	Grommet, master unit to chassis	X036B6150Z	4	
4	Flat Washer, M6 x 15, master unit to chassis	A075W4015Z	4	
5	Nut, M6 Nyloc, master unit to chassis	A907E6285F	4	
10	Gear Lever Assembly (inc. gear knob)	A082F6520F	1	<i>Gear Knob A082F4063F</i>
15	Reverse Baulk Block	A082F6363F	1	
16	Clip, gear cable support	A910E6592F	2	
17	Bracket, cable support clips to clutch hsg.	B082F4145F	1	
18	Washer, flat, " " " "	A075W4020Z	1	
19	Nut, M8 Nyloc, bracket to clutch housing	A075W3010Z	1	
20	Control Cable, gearchange	A082F6551S	2	
	Tie Wrap, gearchange cables to chassis	A089W6260F	1	
	Clip, cable to cable	A100W6418F	3	
21	Split Pin, gearchange cables to lever	A082F6371F	2	
22	Tie Wrap, " " " master unit	A082F6367F	1	
23	Gaiter, gearchange cable	A082F6369F	2	
	Tie Wrap, gaiter to gearchange cable	A082F6370F	4	
26	Locknut, M6, cable to rod end assembly	A082F6372F	2	
27	Rod End, cable to translator	A082F6368F	4	
28	Nut, M6 Nyloc, rod end to translator	A075W3009Z	2	
29	Translator Assembly (inc. tie rod assembly)	B082F6530F	1	Top Arm Length 23mm (short shift)
30	Ball Bearing, translator pivot	A082F6366F	2	
31	Bolt, translator clamp	B082F4144F	1	
32	Nut, M10 Nyloc, translator clamp	A075W3011Z	1	
35	Tie Rod Assembly	A082F6196H	1	inc. items 31, 32 & 33
36	Tie Rod	A082F6503F	1	
37	Rod End, tie rod	A082F6368F	2	
38	Locknut, M6 tie rod	A082F6372F	2	
39	Nut, M6 Nyloc, tie rod ends	A075W3009Z	2	
	<i>BOOT - GEAR LINK BALL JOINT</i>	<i>A082F4149F</i>	<i>4</i>	<i>(2x2043/504 4/15/95)</i>

Esprit range: '93 M.Y. onwards
47.05A



ESPRIT '93
47.06A

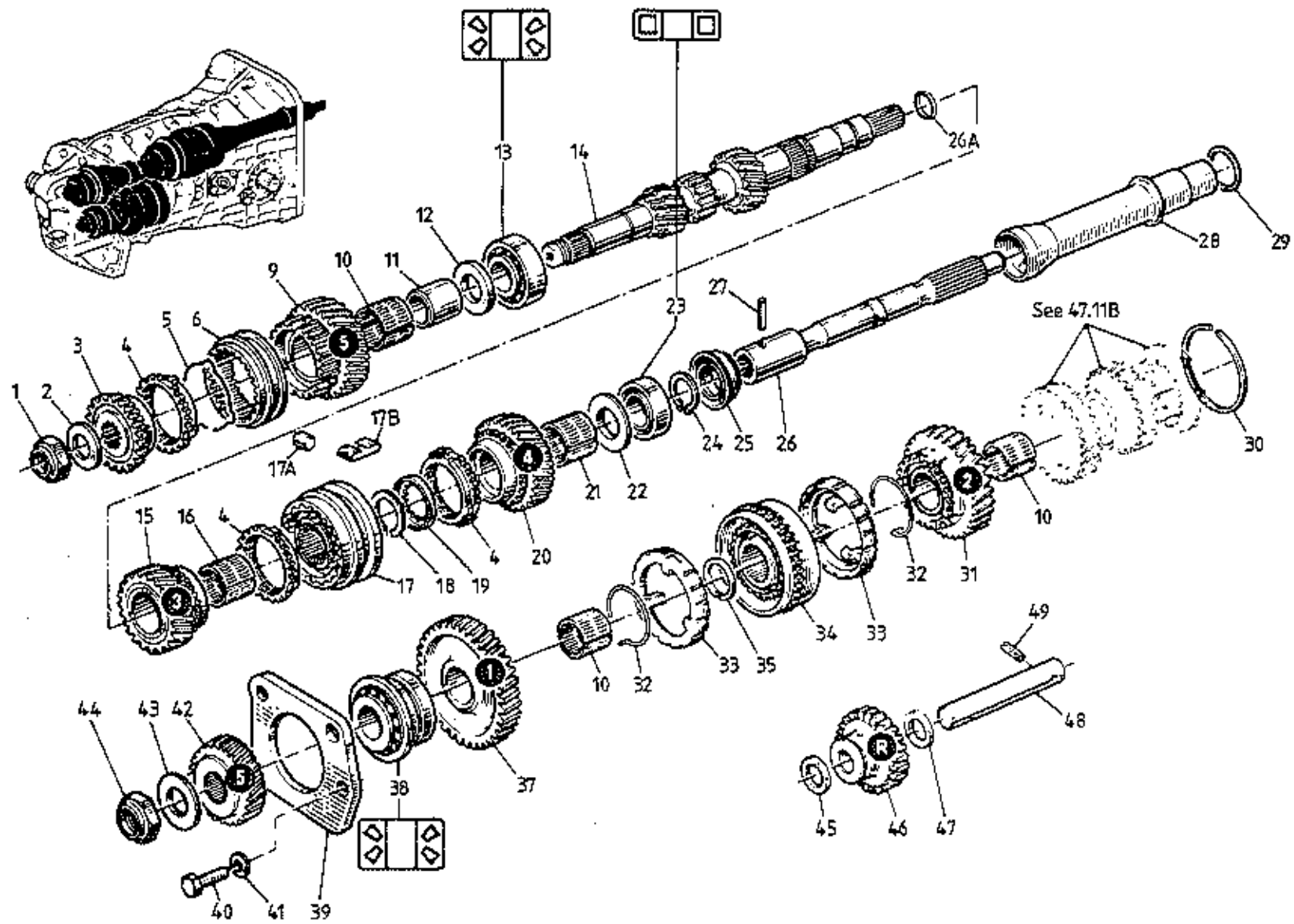


FUNCTION CODE	CONTENTS:	Gear Selection Mechanism - internal		
		QUANTITY		REMARKS
47.06A	PART DESCRIPTION	PART NUMBER	ALL	
1	Roll Pin, 4mm, selector finger to cross shaft	A082F6420F	1	
2	" " 7mm, " " " " "	A082F6419F	1	
3	Bellows Seal, cross shaft, LH	A082F6423F	1	
3A	" " " " RH	A082F6548S	1	
4	Spring, cross shaft positioning	A082F6424F	1	
5	Collet Set, cross shaft spring	A082F6425F	1	
6	Cross Shaft, RH shift	A082F6547S	1	
8	Pivot Shaft, interlock guide	A082F6431F	1	
9	Interlock guide, selector shafts	A082F6430F	1	
10	Wavy Washer, interlock guide pivot	A082F6432F	1	
11	Circlip, interlock guide to pivot shaft	A082F6433F	1	
12	Selector Shaft, 1st/2nd gears	B082F6408F	1	
13	Roll Pin, 6mm, 2nd synchro assist spring	A082F6418F	2	
14	Roll Pin, 6mm, 2nd selector fork	A082F6418F	1	
15	Spring, 2nd synchro assist	B082F6409F	1	
16	Selector Fork, 1st/2nd	B082F6412F	1	
17	Selector Shaft & Fork Assembly, 3rd/4th	A082F6413F	1	
18	Roll Pin, 6mm, 3rd/4th fork to shaft	A082F6418F	1	
19	Selector Shaft & Fork Assembly, 5th	A082F6414F	1	
20	Roll Pin, 5th fork to shaft	A082F6417F	1	
21	Selector Shaft, reverse	B082F6405F	1	
25	Ball, detent, selector shafts	A082F6407F	4	
26	Spring, detent, 1st/2nd, 3rd/4th, reverse	A082F6406F	3	
27	" " 5th	A082F6554S	1	
28	Plug, 5th detent spring retaining	A082F6416F	1	
29	Washer, detent plug	A082F6415F	1	
32	Lever, reverse shaft to gear	A082F6427F	1	
33	Pivot Bolt, reverse lever	A082F6429F	1	
34	Wavy Washer, reverse lever pivot	A082F6428F	1	

Esprit range: '93 M.Y. onwards.

47.06A

NOV 1994



ESPRIT '93
 47.07A

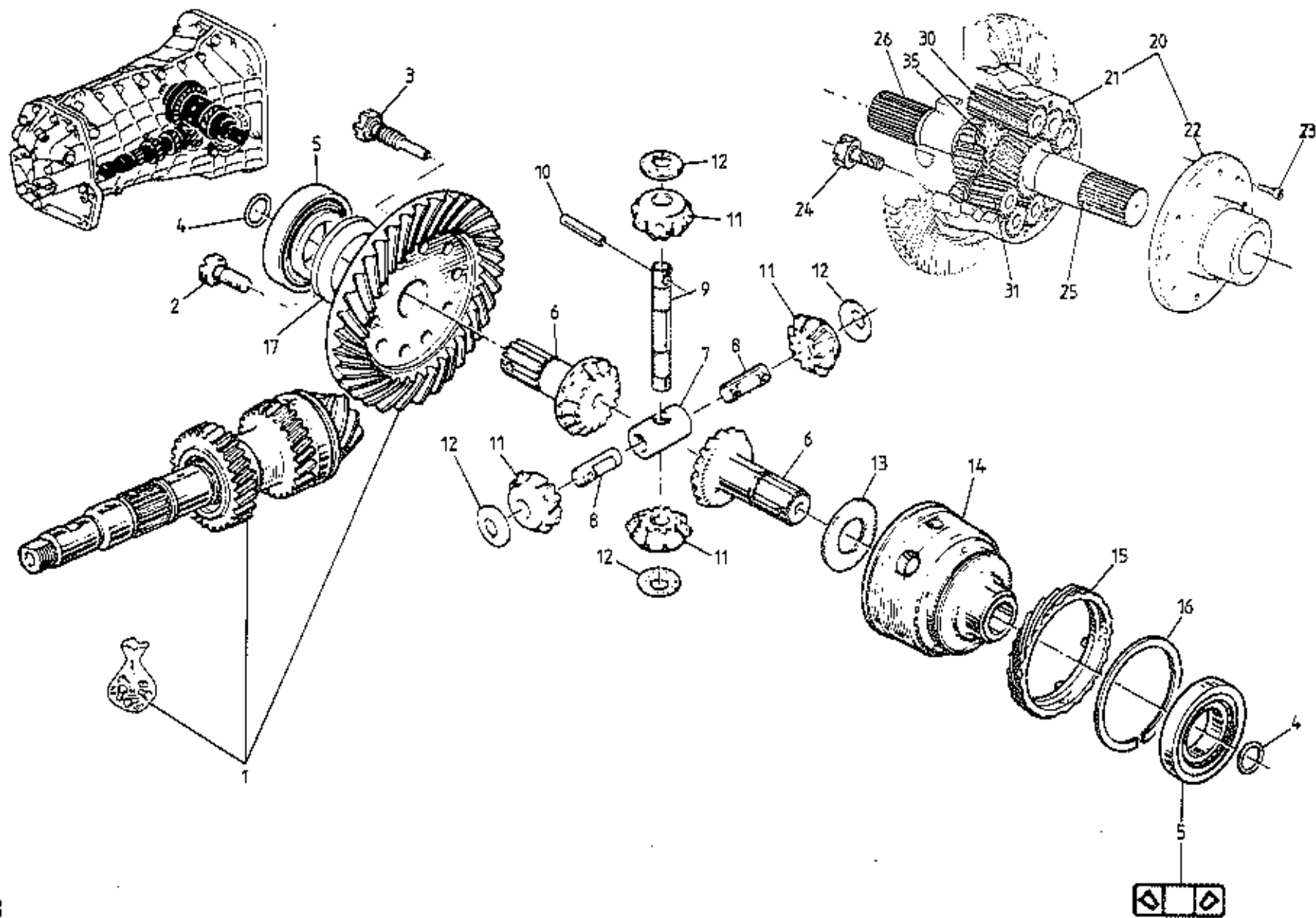


FUNCTION CODE	CONTENTS:	QUANTITY		REMARKS	
47.07A	Gears, Shafts & Bearings	PART DESCRIPTION	PART NUMBER	ALL	
1		Nut, 5th synchro hub to primary shaft	A082F6462F	1	
2		Washer, " " " " "	A082F6461F	1	
3		Synchroniser Hub, 5th	A082F6460F	1	
4		Synchro Ring, 3rd, 4th & 5th	A082F6440F	3	
5		Spring Clip, 5th synchro sleeve	A082F6458F	1	
6		Sliding Gear Sleeve, 5th synchroniser	B082F6458F	1	
9		Drive Gear, 5th, primary shaft	A082F6457F	1	39 teeth
10		Needle Race (pair), 1st, 2nd & 5th gear	A082F6456F	3	
11		Sleeve, 5th drive gear bearing	A082F6455F	1	
12		Thrust Washer, 5th drive gear	A082F6454F	1	
13		Bearing, double taper, primary shaft rear	A082F6546S	1	
14		Primary Shaft	A082F6545S	1	
15		Drive Gear, 3rd, primary shaft	A082F6439F	1	21 teeth
16		Needle Race (pair), 3rd gear	A082F6438F	1	
17		Synchromesh Assembly, 3rd/4th	A082F6441F	1	
17A		Roller, 3rd/4th synchroniser sleeve	A082F6443F	3	
17B		Spring, 3rd/4th synchroniser roller	A082F6442F	3	
18		Circlip, 3rd/4th synchro hub retaining	B082F6444F	1	
19		Splined Cup Washer, circlip retaining	A082F6445F	1	
20		Drive Gear, 4th, primary shaft	A082F6447F	1	27 teeth
21		Needle Race (pair), 4th gear	A082F6446F	1	
22		Thrust Washer, 4th drive gear	A082F6448F	1	
23		Roller Bearing, primary shaft front	A082F6449F	1	
24		Circlip, roller bearing retention	B082F6450F	1	
25		Lip Seal, primary shaft front	A082F6451F	1	
26		Clutch Shaft	B082F6452F	1	
26A		'O' Ring, clutch shaft to primary shaft	A082F6549S	1	
27		Spring Pin, " " " " "	A082F6453F	1	
28		Guide Tube, clutch release bearing	A082F6482F	1	
29		'O' Ring, guide tube sealing	A082F6483F	1	
30		Split Ring, sec. shaft front bearing location	A082F6463F	1	
31		Driven Gear, 2nd, secondary shaft	A082F6464F	1	35 teeth
32		Spring Ring, 1st/2nd synchroniser	A082F6465F	2	
33		Synchro Ring, 1st/2nd	A082F6466F	2	
34		Synchroniser Assembly, 1st/2nd	A082F6467F	1	



FUNCTION CODE	CONTENTS:	QUANTITY		REMARKS
		ALL		
47.07A	Gears, Shafts & Bearings	PART DESCRIPTION	PART NUMBER	
35		Circlip, 1st/2nd synchroniser retaining	A082F6468F	1
37		Driven Gear, 1st, secondary shaft	A082F6469F	1
38		Bearing, dual taper roller, sec. shaft rear	A082F6470F	1
39		Retaining Plate, sec. shaft rear bearing	B082F6471F	1
40		Bolt, retaining plate fixing	A082F6472F	3
41		Washer, retaining plate fixing bolt	A082F6473F	3
42		Driven Gear, 5th, secondary shaft	A082F6474F	1
43		Washer, sec. shaft nut to 5th gear	A082F6475F	1
44		Nut, secondary shaft	A082F6476F	1
45		Friction Washer, 3mm, reverse gear rear	A082F7479F	1
46		Gear, reverse idler	A082F6480F	1
47		Friction Washer, 5mm, reverse gear front	A082F6481F	1
48		Shaft, reverse idler gear	A082F6478F	1
49		Spring Pin, reverse shaft retaining	A082F6477F	1

20.2.75



ESPRIT '93

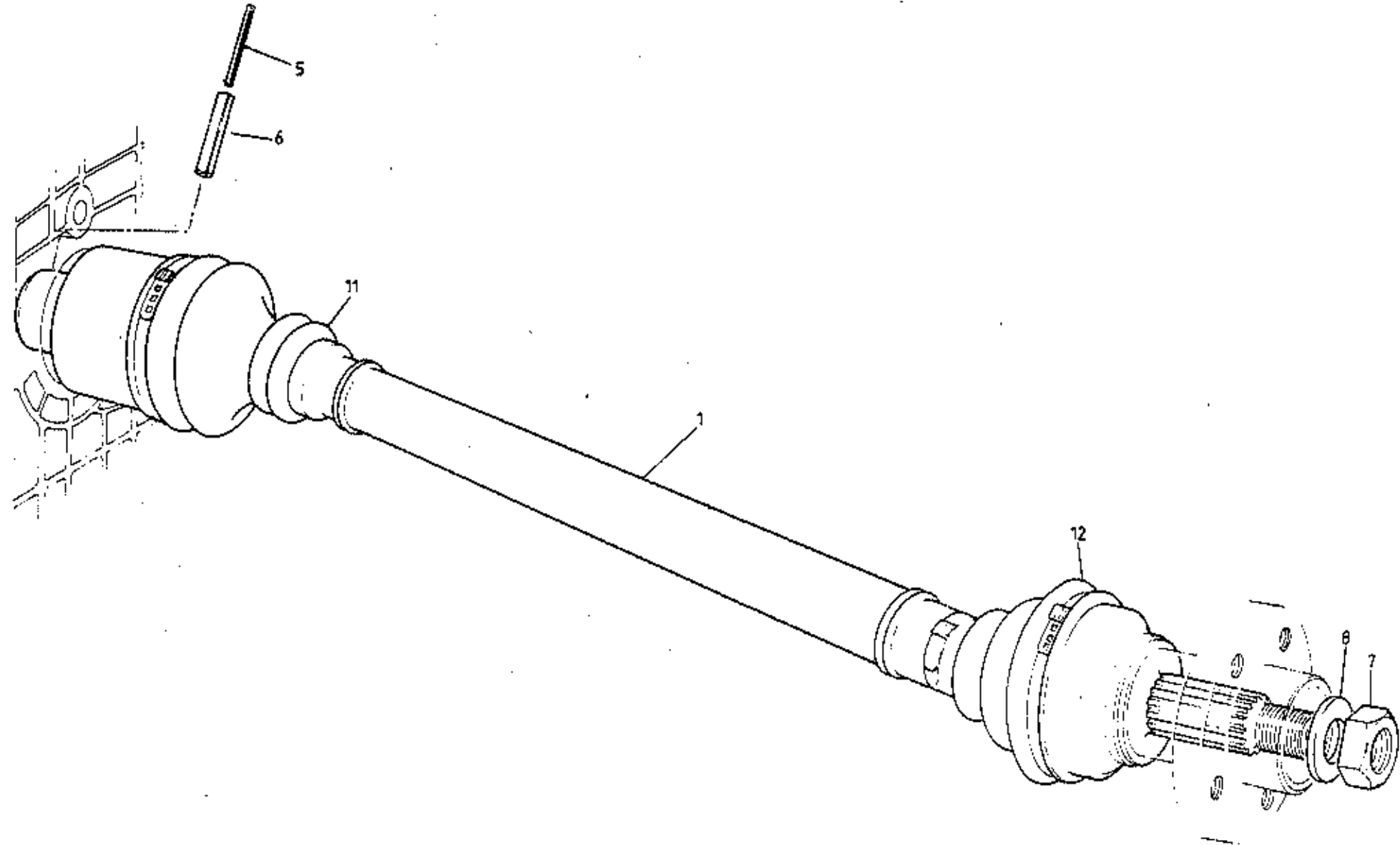
47.11A



FUNCTION CODE	CONTENTS: Crownwheel & Pinion, Differential	QUANTITY		REMARKS
		S4	SPORT 300	
47.11A	PART DESCRIPTION	PART NUMBER		
1	Crownwheel & Pinion (inc. bolts)	A082F6484F	1	1 (matched set)
2	Bolt, crownwheel to differential carrier	A082F6492F	8	> Use ONCE only
3	Spigot Bolt, crownwheel & spindle locating	A082F6495F	2	>
4	'O' Ring, sun gear shaft seal	A082F6494F	2	2
5	Bearing, taper roller, differential carrier	A082F6493F	2	2
6	Sun Gear/Output Shaft	A082F6487F	2	
7	Hub, planet gear half shafts	A082F6498F	1	
8	Half Shaft, planet gear	A082F6499F	2	
9	Shaft, planet gear	A082F6490F	1	
10	Roll Pin, planet gear shaft retaining	A082F6491F	1	
11	Planet Gear, differential	A082F6489F	4	
12	Thrust Washer, planet gear	A082F6488F	4	
13	Thrust Washer, sun gear	A082F6486F	1	
14	Differential Carrier	A082F6485F	1	
15	Speedo Drive Gear	A082F6496F	1	26 teeth
16	Split Ring, speedo drive retaining	A082F6497F	1	
17	Shim Washer, 1.2, backlash adjust	A082F6524F))
	" " 1.3, " "	A082F6525F))
	" " 1.4, " "	A082F6526F) 1) 1 Selective
	" " 1.5, " "	A082F6527F))
	" " 1.6, " "	A082F6528F))
	" " 1.7, " "	A082F6529F))
20	Limited Slip Differential Assembly	P691.4703.800EF		1
21	Body, Lotus differential	P691.4703.001DH		1
22	Cover, Lotus differential	P691.4703.002CH		1
23	Screw, caphead, M6 x 16, cover to body	SC06016H		10
24	Bolt, crownwheel to differential carrier	A082F6492F		10 Use ONCE only
25	Sun Gear, Output Shaft, RH	P691.4703.003EH		1 Small
26	" " " " , LH	P691.4703.004EH		1 Large
30	Planet Gear, differential, long	P691.4703.005DH		5
31	" " " short	P691.4703.006DH		5
35	Thrust Washer, sun gears, INA plain bearing	P691.4703.008EH		2

NOV 1994

Esprit range: '93 M.Y. onwards
47.11A

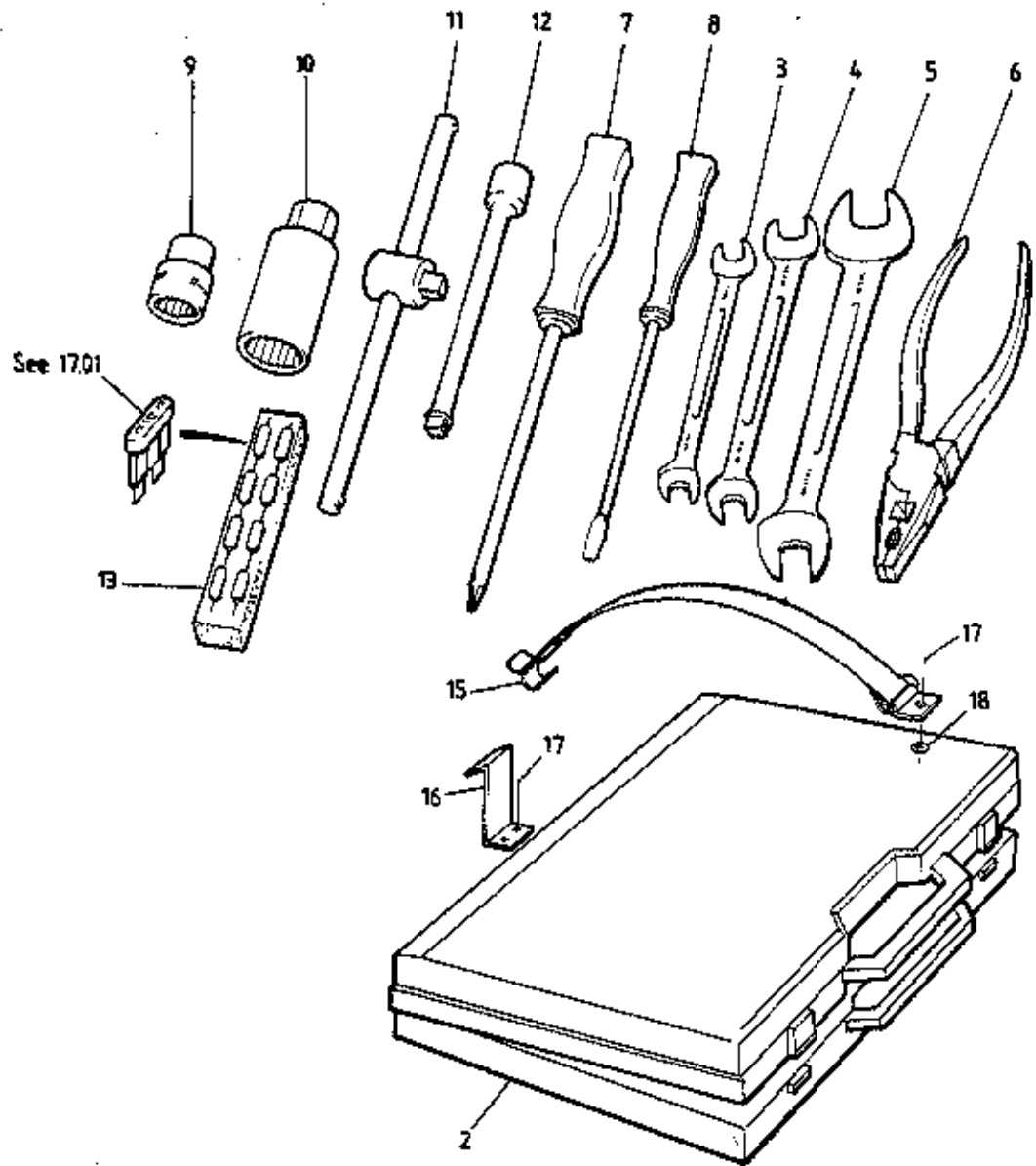
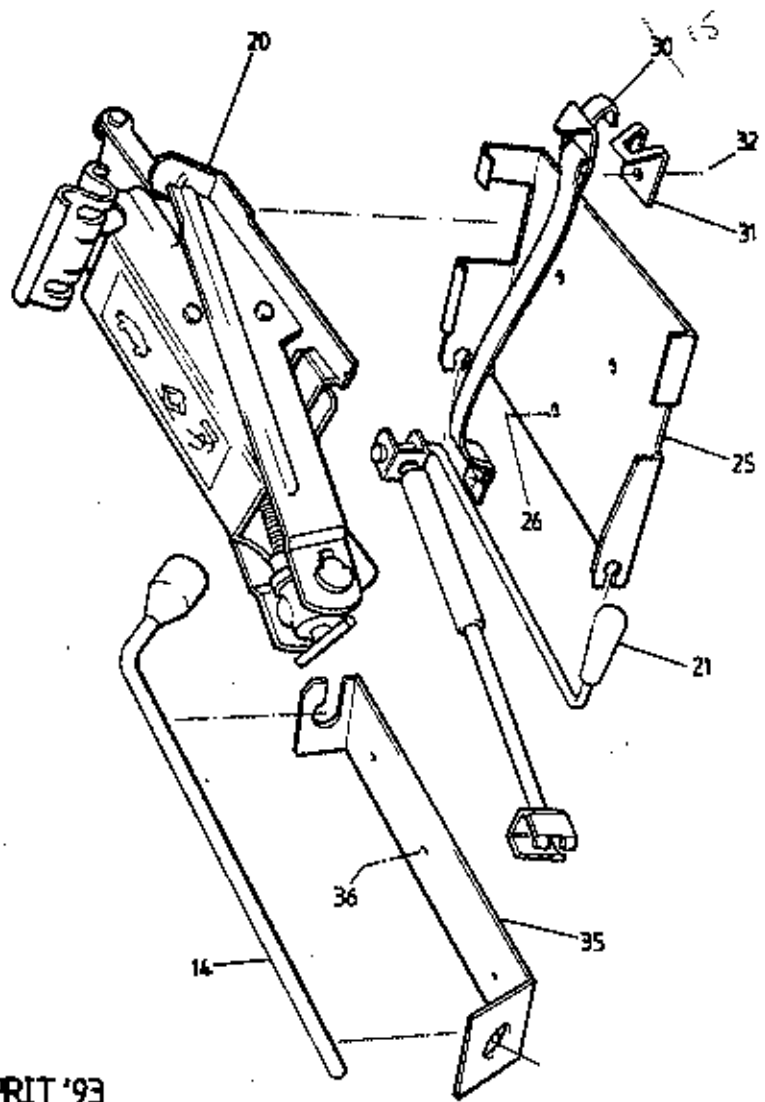


ESPRIT '93
47.15A



FUNCTION CODE	CONTENTS: Driveshafts	QUANTITY		REMARKS
		ALL		
47.15A	PART DESCRIPTION	PART NUMBER	ALL	
1	Driveshaft Assembly (rolled splines)	A082D6037F	2	Use only with counterbored rear hub
5	Pin, 3.5mm o/d, driveshaft retaining	A082D6023F	2	
6	" 6.0mm o/d, " "	A082D6024F	2	B082D6019F
7	Nut, driveshaft to hub	A082D6026F	2	
8	Flat Washer, driveshaft to hub	A082D6025F	2	
11	Boot Kit, driveshaft inboard joint	A082D6028F	2) Contains boot, locking clips & grease)
12	" " " outboard "	A082D6029F	2	
	Toothed Ring, vehicle speed sensor	A082D6034H	2	Included in driveshaft assembly

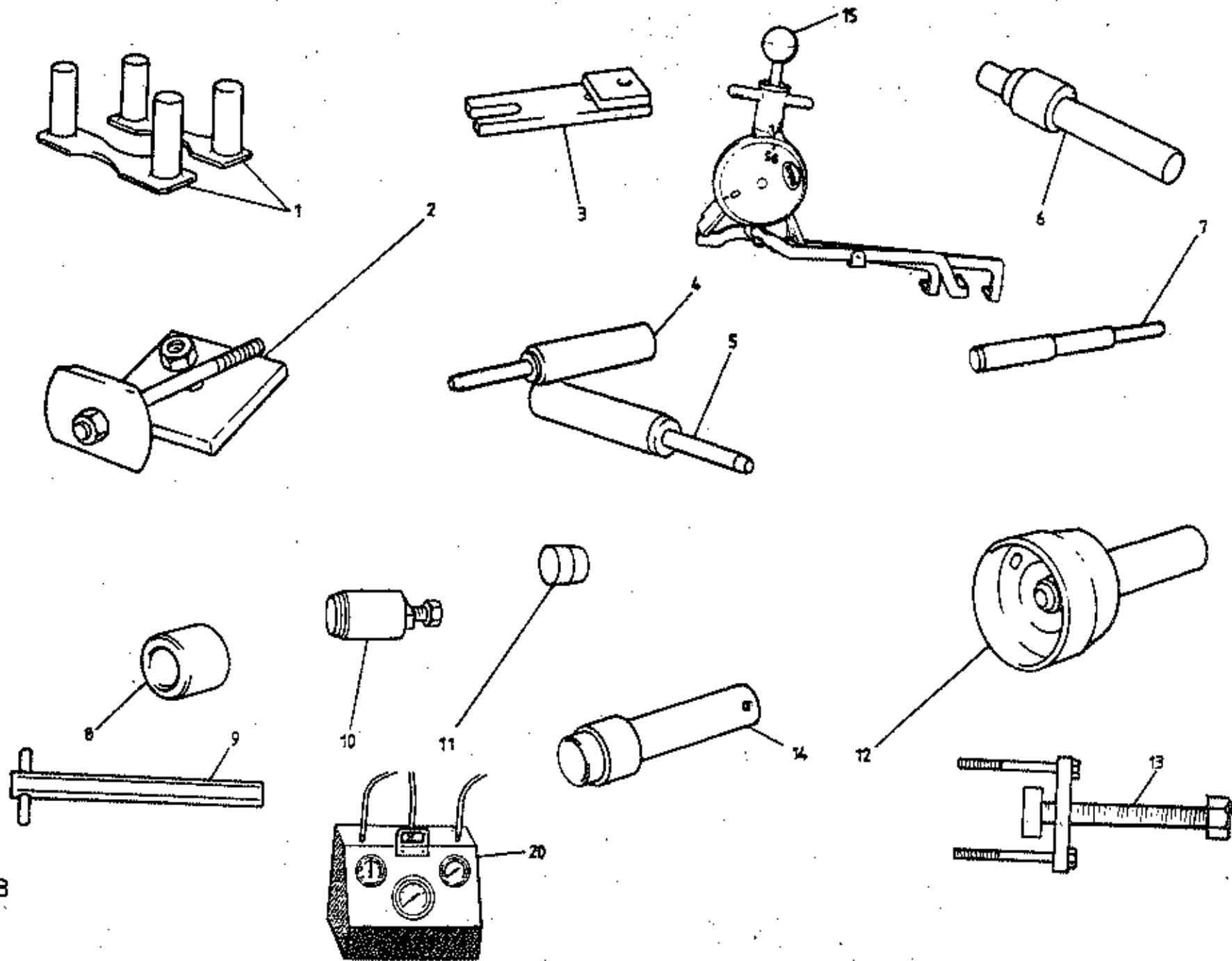
Esprit range: '93 M.Y. onwards
47.15A



ESPRIT '93
6001A



FUNCTION CODE	CONTENTS:	QUANTITY		REMARKS
		ALL		
60.01A	Toolkit, Jack & Handle, Wheelbrace & Stowage			
	PART DESCRIPTION	PART NUMBER		
	Toolkit Assembly	A082T4007F	1	
2	Plastic Case, toolkit	A082T6003H	1	
3	Spanner, open end, 8mm/10mm	A082T6004H	1	
4	" " " 10mm/13mm	A082T6005H	1	
5	" " " 13mm/17mm	A082T6006H	1	
6	Pliers	A082T6008H	1	
7	Screwdriver, Posidrive no.2	A082T6007H	1	
8	" Blade	A082T6012H	1	
9	Socket, 19mm	A082T6015H	1)
10	" spark plug	A082T6011H	1) 3/8" drive
11	Sliding 'T' Bar	A082T6009H	1)
12	5" Extension	A082T6010H	1)
13	Foam, self adhesive, spare fuse retention	A054B6110V	100mm	
14	Wheelbrace, 19mm	A082T6016F	1	
15	Strap, toolkit retention	A089U1412F	1	
16	Hook, strap	B082U4715K	1	
17	Pop Rivet, strap to battery cover	A085W6259Z	3	
18	Washer, pop rivet	A075W4000Z	3	
20	Scissor Jack & Handle	A082T6019F	1	
21	Handle, jack	A082T6020H	1	
25	Base Plate, jack stowage	A082U7573F	1	
26	Pop Rivet, stowage plate to plenum	A082W6243F	3	
	Washer, pop rivet	A075W4000Z	3	
30	Strap, jack stowage	A082U7575F	1	
	Pop Rivet, stowage strap to plenum	A082W6243F	1	
	Washer, pop rivet	A075W4000Z	1	
31	Anchor, stowage strap	A082U7599F	1	
32	Pop Rivet, anchor to plenum	A075W6089Z	1	
	Washer, pop rivet	A075W4000Z	1	
35	Bracket, wheelbrace securing	A082U7595F	1	
36	Pop Rivet, bracket to plenum	A082W6243F	3	
	Washer, pop rivet	A075W4000Z	3	
	Cover, puncture repair canister	P691.6020.003A5	1	Sport 300



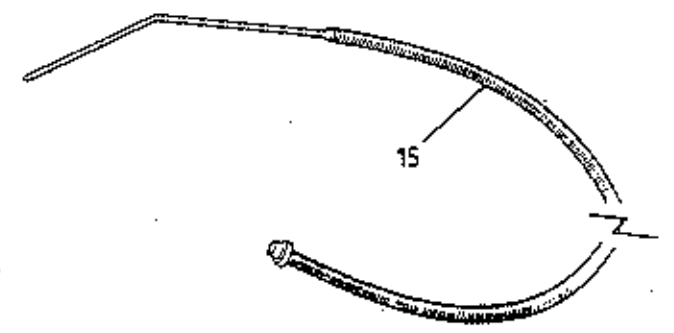
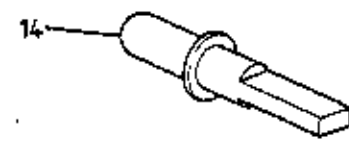
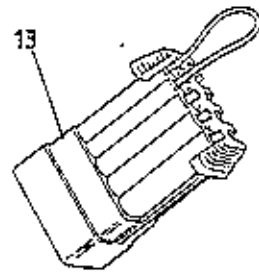
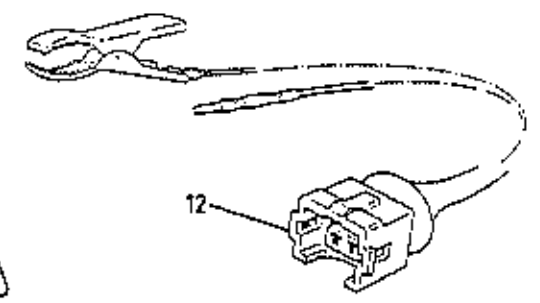
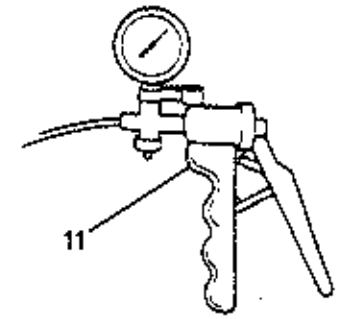
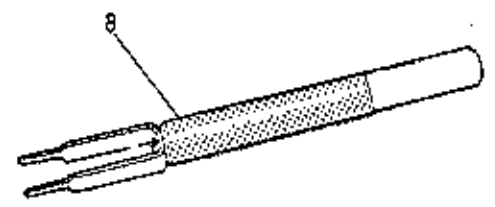
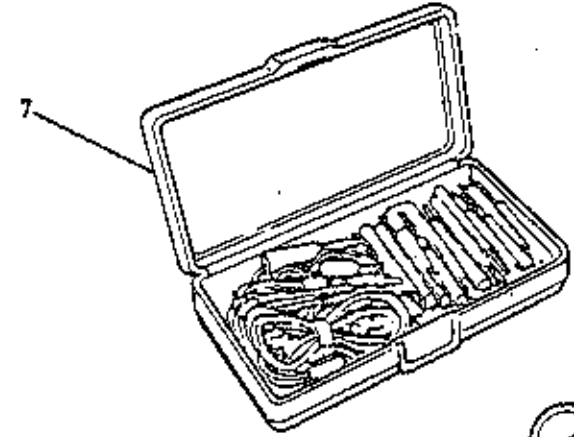
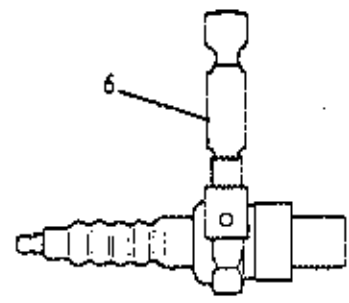
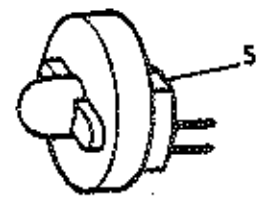
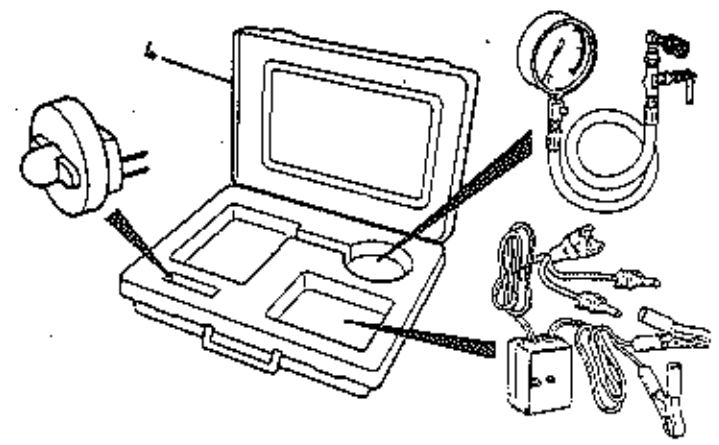
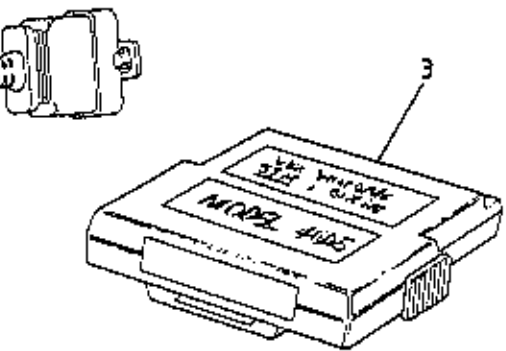
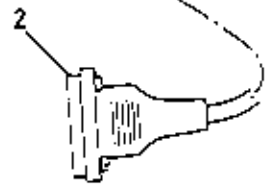
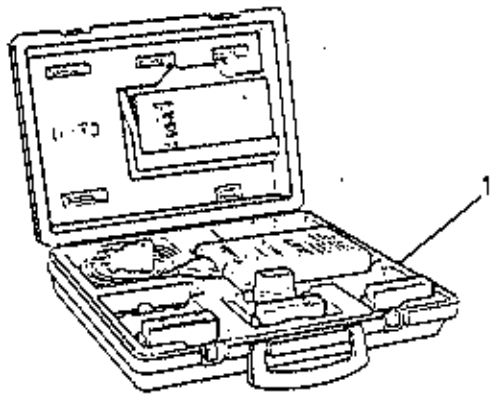
ESPRIT '93
60-02A



FUNCTION CODE	CONTENTS:	Engine Special Tools		QUANTITY		REMARKS
		PART DESCRIPTION	PART NUMBER	ALL		
60.02A						
1		Engine Special Toolkit Assembly	T000L0002A	1		Comprises * items
3		Cylinder Liner Clamps *	T000T0002A	1pr		
3		" " Extractor *	T000T0012A	1		
3		" " Nip Gauge	T000G0003A	1		
4		Drift, Inlet Valve Seat *	T000T0093A	1		
5		" Exhaust " " *	T000T0094A	1		
6		Insertor, Spigot Bearing (ball bearing) *	T000T0652A	1		
7		Drift, Valve Guide *	T000T0004A	1		
8		Insertor, Camshaft Oil Seal *	T000T0010A	1		
9		Spanner, Oil Pick Up Pipe Union *	T000T0083A	1		
10		Extractor, Camshaft Oil Seal *	T000T0011A	1		
11		Sleeve, " " " *	T000T0072A	1		
12		Pilot, Rear Oil Seal, Crankshaft *	T000T0084A	1		
13		Puller, Crankshaft Pulley *	T000T0170A	1		
14		Pilot, Front Cover *	T000T0009B	1		
		Oil Filter Wrench *	T000T0912F	1		
		Spare Strap, oil filter wrench *	T000T0913F	1		
15		Burroughs Gauge, toothed belt *	T000G0025J	1		
		Torx Socket, cam housing bolts * EVO	T000T0443A	1		
		Pressure Test Gauge Kit *	T000T0500K	1		
		Exhaust Sample Probe	T000T0501F	1		

Esprit range: '93 M.Y. onwards
60.02A

NOV 1994

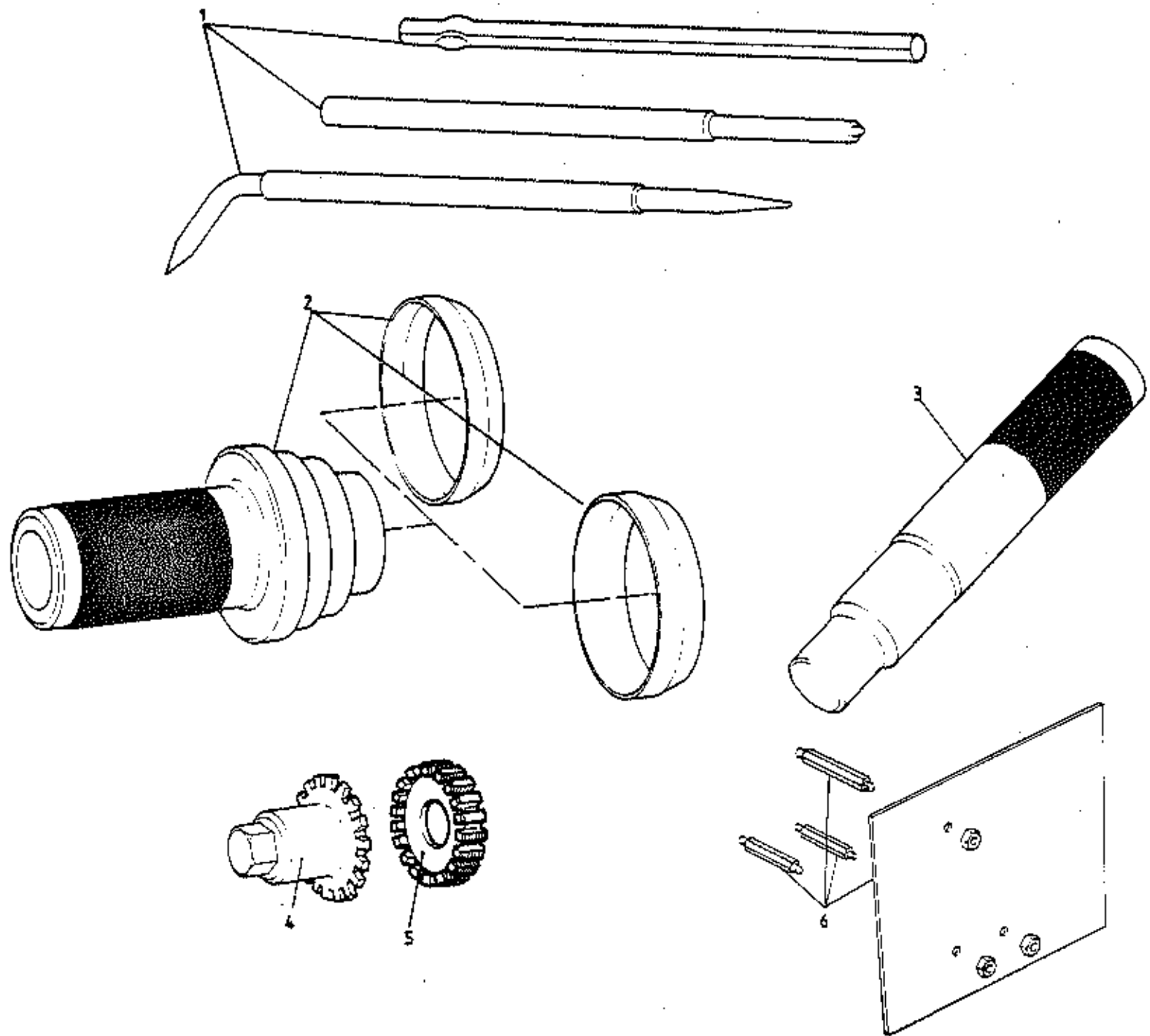


ESPRIT '93
60-03A



FUNCTION CODE	CONTENTS: Delco Injection Special Tools	QUANTITY		REMARKS
		ALL		
60.03A	PART DESCRIPTION	PART NUMBER	ALL	
1	'Tech 1' Diagnostic Scanner Kit <i>(no cartridge)</i>	T000T0896F	1	Inc. ... <i>connector lead</i>
2	Connector Lead, 'Tech 1' to ALDL	T000T0897/2	1	
3	Calibration Cartridge, 'Tech 1'	T000T0898/3	1	Identification: LOTUS 89-90 ECM 'PLUS'
	" " " <i>ABS</i>	<i>T000T1151</i>	1	Inc. Esprit Delco inj. non-c/cooler
	" " " <i>Devil SIR</i>	<i>T000T1237F</i>	1	Esprit " " Chargecooler
				Elan Delco Injection N.A.
				Elan " " non-cat Turbo
				Elan " " cat. Turbo
				Esprit 'driver only' S.I.R.
				Elan S.I.R.
4	Fuel Pressure & Injector Diagnostic Kit	T000T0899F	1	Inc. next two lines
	Seal, pressure test gauge to regulator valve	A082L6202F	1	
5	Injector Test Lamp	T000T0900F	1	
6	Spark Tester	T000T0901F	1	
7	Connector, Test Adaptor Kit	T000T0902F	1	
8	Metri-Pack Terminal Remover	T000T0903F	1	
9	Weather-Pack " "	T000T0904F	1	
11	Vacuum Pump	T000T0907F	1	
12	Injector Test Lamp Connector	T000T0908J	1	
13	ALDL Bridging Connector	T000T0909F	1	
14	Blanking Plug, fuel pressure regulator valve	T000T0910F	1	
15	Exhaust Sample Probe	T000T0501F	1	

Esprit range: '93 M.Y. onwards'
60.03A



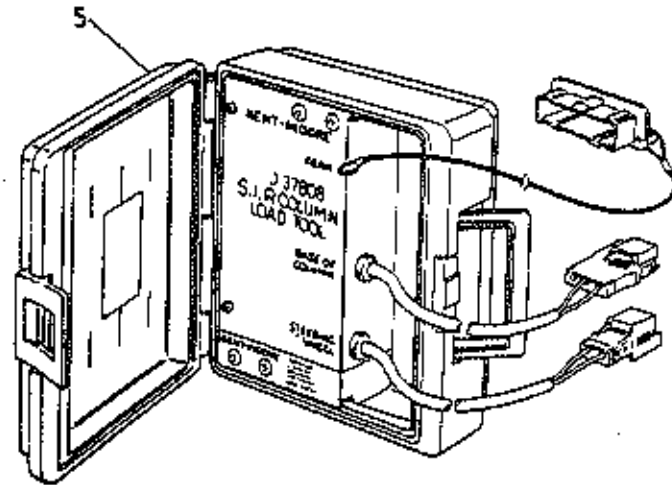
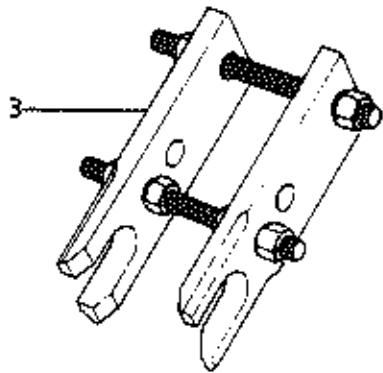
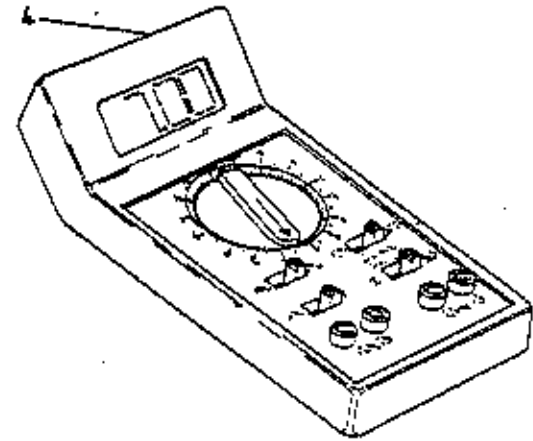
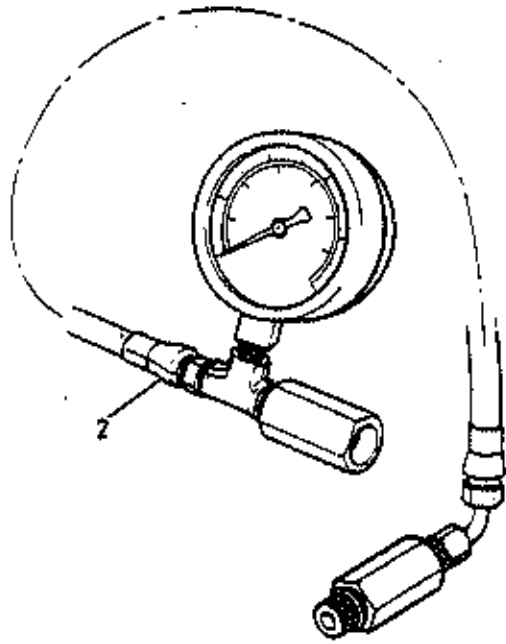
ESPRIT '93
60.04 A



FUNCTION CODE	CONTENTS: Renault Transmission Tools & Adhesives		QUANTITY		REMARKS
	PART DESCRIPTION	PART NUMBER	ALL		
60.04A					
1	Driveshaft Roll Pin Punch Set	T000T0678F	1		
2	Output Shaft Oil Seal Replacer	T000T0681F	1		
3	Clutch Mandrel	T000T0654F	1		
4	Bearing Adjuster Wrench	T000T0679F	1) Differential bearing adjustment)
5	Adaptor, bearing adjuster wrench	T000T0680F	1		
6	Support Plate, transmission assembly	T000T0682F	1		
	Loctite 518, jointing compound	A082F6514V	A/R		
	Loctite Chisel (removes cured 518)	A082F6517V	A/R		
	Loctite 270, adhesive	A082F6515V	A/R		
	Loctite 648, threadlock	A082F6516V	A/R		
	CAF 4/60 THIXO (100g tube), sealant	A082F6500F	A/R		
	Grease, No.20 (1g sachet)	A082F6501F	A/R		

NOV 1994

Esprit range: '93 M.Y. onwards
60.04A



ESPRIT '93
60.05A



FUNCTION CODE	CONTENTS:	ABS, S.I.R. & Body Special Tools		QUANTITY		REMARKS
		PART DESCRIPTION	PART NUMBER	IF APPLIC.		
60.05A						
1	'Tech 1' Diagnostic Cartridge, ABS brakes	T000T1115/1	1		Identification: LOTUS 1991 BRAKE English Language German " Italian " French " Norwegian " Dutch " Spanish " Swedish " Danish " Portuguese "	
	" " " " Alarm System	A082M6557F	1			
	" " " " Dual S.I.R.	T000T1237F	1			
	" " " " " "	A082M6562S	1			
	" " " " " "	A082M6563S	1			
	" " " " " "	A082M6564S	1			
	" " " " " "	A082M6565S	1			
	" " " " " "	A082M6566S	1			
	" " " " " "	A082M6567S	1			
	" " " " " "	A082M6568S	1			
	" " " " " "	A082M6569S	1			
	" " " " " "	A082M6570S	1			
	(For 'Tech 1' kit, S.I.R. cartridge & connector lead etc., see 60.03A)					
2	Pressure Gauge, ABS hydraulics	T000T1112	1			
3	Rear Caliper Spreader Tool	T000T0556	1		Used for cylinder replacement	
	Retraction Tool, park brake caliper piston	T000T1242F	1		'Brembo' equipped cars only	
4	Digital Volt Ohm Meter	T000T1034	1		High impedance multimeter used in S.I.R. diagnosis	
5	Column Load Tool	T000T1035	1		Used to simulate resistance of inflator module & column components in S.I.R. diagnosis	
	Screen Removal Cutting Wire Tool	A075B6169F	1			
	Suspension Bush Press Tool	T000T0541F	1		Used to replace bushes in suspension links	
	Socket Spanner, ABS Pressure Switch	T000T1238F			39mm long reach	



FUNCTION CODE	CONTENTS:	Selants & Adhesives		QUANTITY	
		PART DESCRIPTION	PART NUMBER	ALL	REMARKS
80.05A					
		Permabond A136 (ready gasket - red)	A912E6421V	A/R	Cam housing to head, crank front & rear seal housing Spigot bearing to crank, flywheel bolts, oil filter adaptor, oil cooler adaptor unions, oil cooler hoses to unions, water feed to turbo, cam belt adjuster stud to block, oil temp. & pressure senders, engine mounting bolts to block, cam pulley retaining bolts, PAS pump to mounting bracket & bracket to block Exhaust Manifold Studs, sample port grub screws Aux. housing gasket, oil gallery cover gasket Main bearing panel to block, water pump to block All joint surfaces Cylinder liners to block Alternator bracket to aux. housing General purpose ABS adhesive
		Permabond A134 (pipe sealant - green)	A100B6155V	A/R	
		Permabond A025 (high temperature sealant)	A912E6800V	A/R	
		Wellseal (jointing compound - brown)	A907E6119Z	A/R	
		Loctite 509 (adhesive/sealant - blue tint)	A920E6007V	A/R	
		Permabond A905 (surface conditioner - aerosol)	A912E6759V	A/R	
		Loctite 572 (pipe sealant - white)	A912E7030V	A/R	
		Silastic RTV 732 (adhesive/sealant - clear)	A075U6044V	A/R	
		Sikaflex 221 (adhesive - black)	A089B6174V	A/R	
		Betaseal 170	A08236281 F	A/R	
		For Renault Transmission Adhesives see 60.04A			



FUNCTION CODE	CONTENTS: Touch-in Paint	QUANTITY		REMARKS
		ALL		
80.20A	PART DESCRIPTION	PART NUMBER		
LOTUS PAINT CODE				
A02	Black	B036B6424S	1	
A03	Silver Diamond	A075B6249F	1	
A04	Gold	A075B6250F	1	
A05	Viper Green	A075B6271F	1	
A06	Bermuda Blue	A075B6251F	1	
A07	Roman Bronze	A075B6255F	1	
A08	Lotus Bronze	A075B6256F	1	
A13	Tabac	A083B6252F	1	
A14	Altair Green	A083B6253F	1	
A15	Helleblau	A083B6254F	1	
A16	Essex Blue	A082B6060F	1	
A17	Essex Blue	A082B6062F	1	
A19	Copper Fire Metallic	A082B6063F	1	
A21	Monaco White	B050B6237S	1	
A22	Lotus Yellow (2)	A075B6267F	1	
A23	Calypso Red	B075B6264S	1	
A25	New Gold	A076B6157F	1	
A26	Copper	A082B6063F	1	
A30	Jupiter Red	A076B6158F	1	
A31	Copper	A076B6159F	1	
A32	Mediterranean Blue	C082B6126J*	1	
A33	Ice Blue	A082B6143F	1	
A34	Essex Blue	A076B6161F	1	
A35	Silver	A076B6162F	1	
A36	New Gold	A076B6163F	1	
A38	Chrysler Steel Grey	A089B6164F	1	
A42	British Racing Green (metallic)	C082B6089J*	1	
A44	Glacier Blue	C082B6090J*	1	
A45	Silver Frost	C082B6091J*	1	
A51	Midnight Blue	A082B6125F	1	
A52	Mediterranean Blue	A082B6126F	1	

* Touch-in Kit, containing paint & laquer sticks



FUNCTION CODE	CONTENTS: Supplement (Non-USA) - '95 M.Y. S4 & S4S	QUANTITY		REMARKS
			S4S	
	PART DESCRIPTION	PART NUMBER		
10.01A	Bodyshell, RHD, glass roof	B082B5228S		1
	" " composite roof	B082B5229S		1
	Body Section, full nose, full width, RHD	B082B5215S		1
	" " " " " " LHD	B082B5216S		1
	" " " " RH half, RHD	B082B5220S		1
	" " " " " " LHD	B082B5218S		1
	" " " " LH half, RHD	B082B5217S		1
	" " " " " " LHD	B082B5219S		1
	" " mid nose, full width	D082B4828S		1
	" " " " RH half	D082B4830S		1
	" " " " LH half	D082B4831S		1
	For all other parts see '93 M.Y. onwards S.P.L.			
10.02A	Body Section, full rear, full width	B082B5232S		1
	" " " " RH half	B082B5234S		1
	" " " " LH half	B082B5233S		1
	" " short rear, full width	B082B5235S		1
	" " " " RH half	B082B5236S		1
	" " " " LH half	B082B5237S		1
	For all other parts see '93 M.Y. onwards S.P.L.			
10.23A	Spat, front wheelarch extension, LH	TBA		1
	" " " " RH	TBA		1
	" rear " " LH	TBA		1
	" " " " RH	TBA		1
	Edging strip, wheelarch extensions/body	P530.1023.036AV		A/R
	Aerofoil, rear wing	P691.1023.001AK		1
	Spreader Plate, aerofoil to body	P691.1023.002AF		2
	Gasket, " " "	P691.1023.003AK		2
	Setscrew, M6 x 20, " " "	A075W1030Z		6
	Washer, shakeproof, " " "	A075W4046Z		6
	Washer, flat, " " "	A075W4013Z		6
	Bumper, rear	TBA		1
	Tape, anti-rattle chip, rear wheelarch LH	A082U7711K		1
	" " " " " " RH	A082U7710K		1



FUNCTION CODE	CONTENTS: Supplement (Non-USA) - '95 M.Y. S4 & S4S	QUANTITY		REMARKS	
		S4	S4S		
	PART DESCRIPTION	PART NUMBER			
10.23A	Sill, RH " LH For all other parts see '93 M.Y. onwards S.P.L.	B082B5164S B082B5163S		1 1	
11.05A	Glass Roof (with obscuration band & dark tint) For all other parts see '93 M.Y. onwards S.P.L.	B082U5799F	1	1	
12.05A	Badge, enamel, 'Lotus' roundel, green/yellow Decal, 'Esprit S4s', rear 1/4 window For all other parts see '93 M.Y. onwards S.P.L.	A089U1816F A082B5253F	1	1 2	fitted to rear licence plate plinth
12.07A	Plinth, rear licence plate For all other parts see '93 M.Y. onwards S.P.L.	P691.1207.001AJ	1	1	with provision for Lotus badge
13.11A	Trimmed Seat Assembly, LH " " " RH Trim Cover, complete seat Trimmed Seat Assembly, (leather/alcantara) Seat Cover Assembly (leather/alcantara) For all other parts see '93 M.Y. onwards S.P.L.	B082V8671J* B082V8672J* B082V8572J* P691.1302.040BJ* P691.1302.041BJ*	1 1 2	1 1 2 2	> > standard seats >) sport seats)
14.07A	Instrument Panel Mask, burr walnut, centre instrument panel " " " side instrument panel, LH " " " " " RH For all other parts see '93 M.Y. onwards S.P.L.	P691.1407.007BK A082U7706F ‡ A082U7705F # A082U7704F ‡	1 1 1 1	1 1 1 1	* Specify or supply sample of trim colour & state colour of piping. State Vehicle Identification Number (V.I.N.) ‡ Individual panels may not match
14.10A	Instrument Binnacle Cover, trimmed For all other parts see '93 M.Y. onwards S.P.L.	B082V7984J	1	1	(with twin-needle stitching)
15.11A	Pocket, rear bulkhead, trimmed For all other parts see '93 M.Y. onwards S.P.L.	B082V8289J*	1	1	
	Mask Set, burr walnut, centre, LH x RH	A082U7739S	1	1	



FUNCTION CODE	CONTENTS: Supplement (Non-USA) - '95 M.Y. S4 & S4S	QUANTITY		REMARKS	
		S4	S4S		
	PART DESCRIPTION	PART NUMBER			
15.13A	Finisher Set, burr walnut, LH/RH Door Trim Panel, trimmed RH " " " " LH Insert Panel, trimmed, RH " " " " LH Kickplate, door trim panel, RH " " " " LH Ashtray Assembly 'Burr Walnut' Door Trim Finisher, RH " " " " " LH For all other parts see '93 M.Y. onwards S.P.L.	A082U7738 S A082V8588J* A082V8589J* A082V8590J* A082V8591J* B082V8464K B082V8463K B082V6200F A082U7708F # A082U7707F ±	1 1 1 1 1 1 1 2 1 1	1 1 1 1 1 1 1 2 1 1	# Individual part may not match
15.19A	Lid, trimmed, tunnel top compartment For all other parts see '93 M.Y. onwards S.P.L.	B082V7923J*	1	1	
15.24A	Carpet, trimmed, rear quarter panel, RH " " " " " LH For all other parts see '93 M.Y. onwards S.P.L.	B082V7582J* B082V7583J*	1 1	1 1) inside rear 1/4 window) (matches vehicle interior)
17.01A	Harness, front " instrument binnacle " fascia, RHD " " LHD " oil pressure sender " rear For all other parts see '93 M.Y. onwards S.P.L.	B082M4950F H082M4664F B082M4992K B082M4991K B082M4946F B082M4945F	1 1 1 1 1 1	1 1 1 1 1 1	* Specify or supply sample of trim colour. State Vehicle Identification Number (V.I.N.)
17.06A	Electronic Control Module, (ECM) engine man. For all other parts see '93 M.Y. onwards S.P.L.	A910E7044F		1	PEOM ID = 5269
17.07A	Time Clock, analogue Speedometer, MPH " km/h Tachometer, 0 - 8000 rpm Gauge, oil pressure, 0 - 7.0 bar	A082N4037F A082N4030F A082N4031F A082N4032F A082N4035F	1 1 1 1 1	1 1 1 1 1	



FUNCTION CODE	CONTENTS: Supplement (Non-USA) - '95 M.Y. S4 & S4S	QUANTITY		REMARKS	
		S4	S4S		
	PART DESCRIPTION	PART NUMBER			
17.07A	Transducer, oil pressure gauge	A082N4038F	1	1	
	Switch, low oil pressure tell-tale lamp	A082N4039F	1	1	
	Gauge, coolant temperature	A082N4034F	1	1	
	Transducer, coolant temperature gauge	A082N4040F	1	1	
	Gauge, fuel	A082N4033F	1	1	
	Gauge, turbo boost pressure, 0 - 1.0 bar	A082N4036F	1	1	
	Transducer, boost gauge	A082N4042F	1	1	
	For all other parts see '93 M.Y. onwards S.P.L.				
17.11A	Sender, fuel gauge Lamp, footwell	A082N4041F	1	1	LT tank mounted.
	Bulb, 12V 5W festoon, footwell lamp	A089M6032F	2	2	
	Bracket, footwell lamp mounting	A083M6292F	2	2	
	Bracket, footwell lamp mounting	A082B5251K	2	2	
	Screw, M4 x 20, " "	A075W5081F	2	2	
	Washer, flat, " "	A075W4063Z	2	2	
	Spire Nut, M4, " "	A100W6449F	2	2	
	Reflector, drivers side footwell lamp	A082M4995K	1	1	
	Pop Rivet, reflector fixing	A082W6512F	1	1	
	Washer, pop rivet	A075W4080Z	1	1	
	For all other parts see '93 M.Y. onwards S.P.L.				
19.03A	Owners Handbook ('95 M.Y.)	AB82T0324J	1	1	
	For all other parts see '93 M.Y. onwards S.P.L.				
30.01A	Chassis, RHD	A082A4368J		1	
	Chassis, LHD	A082A4369J		1	
	For all other parts see '93 M.Y. onwards S.P.L.				
31.01A	Damper, front	A082C4240F		1	Part Number stamped on casing
	For all other parts see '93 M.Y. onwards S.P.L.				
31.03A	Spring, front	A082C4242F		1	Blue/Blue/White colour code
	Mounting Rubber, radius arm to chassis	A082C4241F		1	Ord/Blue/White " "
	Damper, rear	P525.3103.600AF	2	2	Orange colour code
	For all other parts see '93 M.Y. onwards S.P.L.				
17.07A	Insulator, rear spring top	A082D4168F		2	Part Number stamped on casing
	Bracket, Boost gauge transducer	P625.3103.009AF	2	2	
	Screw, st, 10x0x1/2 brkt. in tank bonnet	A082M6611F	1	1	
	Screw 10x6x1/2, transducer clamping	A075W5040Z	1	1	
	Spire nut 10x6 " "	A075W5012F	1	1	
	Road Spring Rear	A100W6364F	1	1	
		A082D4169F	2	2	



FUNCTION CODE	CONTENTS: Supplement (Non-USA) - '95 M.Y. S4 & S4S	QUANTITY		REMARKS	
			S4S		
	PART DESCRIPTION	PART NUMBER			
34.01A	Centre Cap, road wheel Wheel & Tyre Assembly, front Road Wheel, front, 8½J x 17 ET19 Tyre, front, 235/40 ZR17 Wheel & Tyre Assembly, rear Road Wheel, rear, 10J x 18 ET17 Tyre, rear, 285/35 ZR18 Wheelbolt Kit, security keyed	A082G6099S A082G4104J A082G6091F A082G6089F A082G4105J A082G6092F A082G6090F A082G6093F		4 2 2 2 2 2 2 1	3-piece O.Z. inc Centre Cap Michelin SX MXX3 3-piece O.Z. inc centre cap Michelin SX MXX3 (inc. 4 belts & 2 keys)
40.05A	For all other parts see '93 M.Y. onwards S.P.L. Locking tool, wheel centre cap Cylinder Head Assembly Valve, inlet For all other parts see '93 M.Y. onwards S.P.L.	A082G6100S P691.4005.800BJ P691.4005.001BF		1 1 8	
40.11A	Flywheel (integral ring gear) Dowel, crankshaft to flywheel For all other parts see '93 M.Y. onwards S.P.L.	P691.4011.001BF P691.4011.002AK		1 2	
40.21A	Turbocharger Assembly For all other parts see '93 M.Y. onwards S.P.L.	A910E7043F		1	
42.01A	Nameplate, 'Lotus Sport' (printed) Chargecooler Assembly (with name plate) For all other parts see '93 M.Y. onwards S.P.L.	A910E2623F A910E9284J		1 1	
43.03A	Socket, vac. pipe to boost transducer	A910E671F		1	
47.01A	Release Bearing & Carrier Assembly Pressure Plate Assembly For all other parts see '93 M.Y. onwards S.P.L.	P691.4701.800AJ P525.4701.607AF		1 1	