




LOTUS CARS LTD.

Hethel, Norwich, Norfolk, NR14 8EZ, England.

Telephone: (01953) 608000

Telefax: Parts (01953) 608253 Technical (01953) 608257



ELAN

all variants

SERVICE PARTS LIST

1990 Model Year Onwards

FORWARDED

This publication has been designed for use by Lotus Dealers, and may be updated periodically by the issuing of update packages to the dealer network. Lotus policy is one of continuous product improvement and the right is reserved to alter specifications at any time without prior notice.

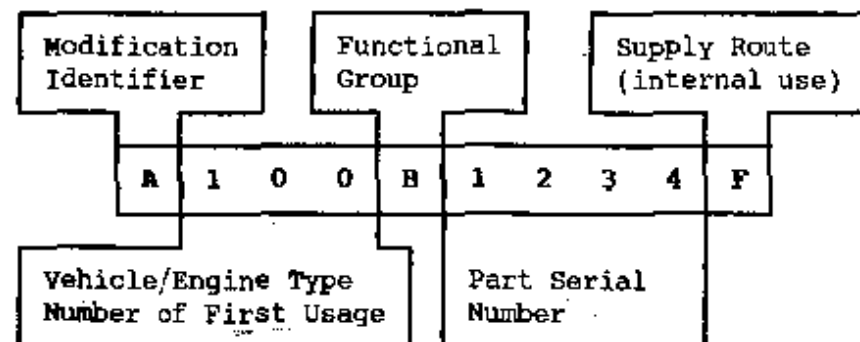
Whilst every care has been taken to ensure correctness of information, it is impossible to guarantee complete freedom from omissions and errors, or to accept liability arising from such omissions and errors, but nothing herein contained shall affect your statutory rights.

USE OF THE PARTS LIST

This parts list covers the Lotus Elan range, 1990 to 1995 model years, including USA and S2 variants. The manual is arranged in function groups, as defined by the Contents page, and may sometimes use several versions of the same function group to accommodate model variations - take care to establish the full vehicle specification in order to properly identify the applicable parts list section.

PART NUMBERS

Part numbers used in this publication are coded as follows:



Modification Identifier: This letter identifies a version or modification of the part. Part numbers with different prefix letters may or may not be interchangeable - refer to the remarks column.

Vehicle/Engine Type Number: The type number indicates either the model or engine type on which the part was first used:

026,036,045,500....Elan	075....Elite S1	082....Esprit Turbo	085....Esprit S3
050....Elan +2	076....Eclat S1	083....Elite S2	089....Excel
046,054,065,074....Europa	079....Esprit S1/S2/S2.2	084....Eclat S2	100....Elan 1990

907 = 2.0 litre N.A. 910 = 2.2 litre turbo 911 = 2.2 litre Chrysler 912 = 2.2 litre N.A. 920 = 2.0 litre turbo
100 = 1.6 litre N.A. or turbo

Vehicle Project Code: The project code is used for internal auditing purposes.

Functional Group: A single letter indicating the functional area of the part's first use;

A = Chassis	E = Engine	J = Brakes	P = Heater & A.C.	U = Hard Trim
B = Body	F = Transmission	K = Cooling	Q = Clutch	V = Soft Trim
C = Front Suspension	G = Wheels & Tyres	L = Fuel System	R = Final Drive	W = Standard Fixings
D = Rear Suspension	H = Steering	M = Electrics	S = Exhaust	

Function Code: A four digit code indicating the functional area of the part's first use. See Contents page.

Part Serial Number: A four or three digit number with different sequences for each functional group/code.

Supply Route: The suffix letter is used for procurement purposes by factory personnel.

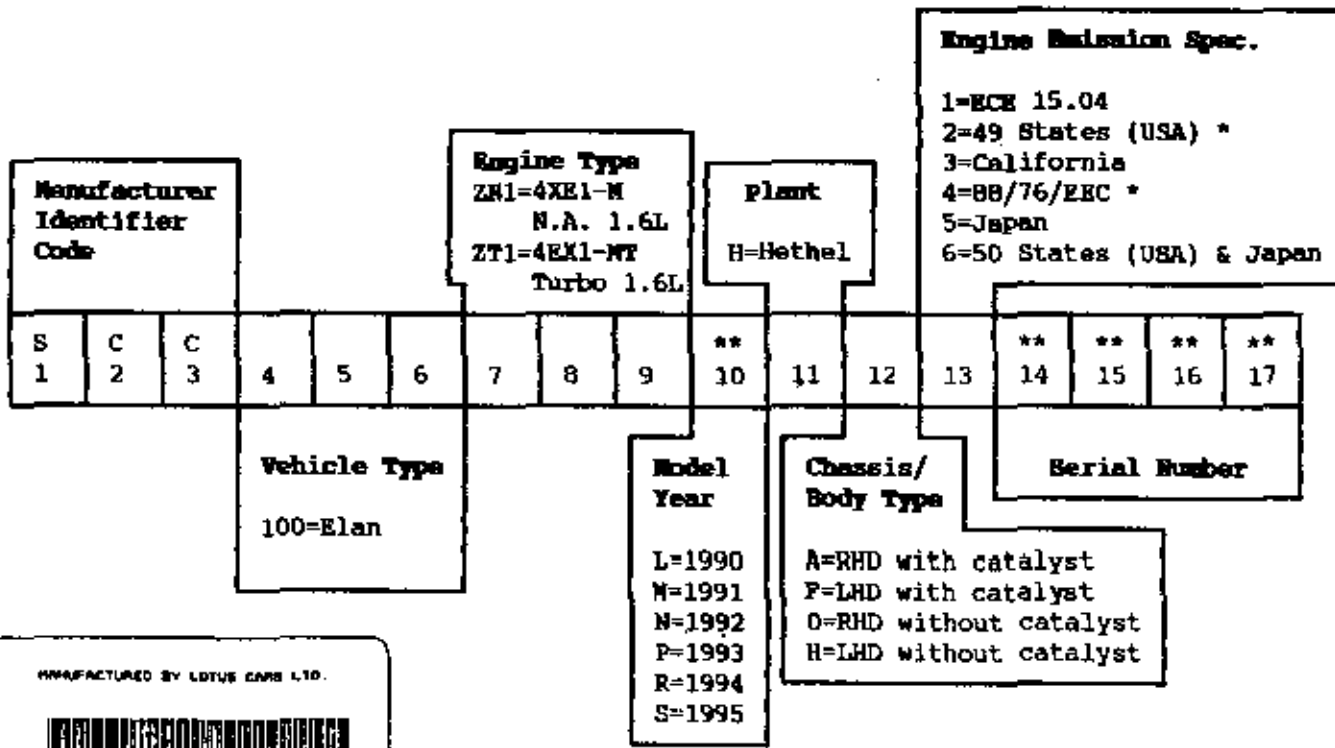
VEHICLE IDENTIFICATION NUMBER

The Vehicle Identification Number (VIN) is recorded on a bar code label fixed to the area adjacent to the bonnet catch, inside the front engine compartment. The number is stamped on the outboard face of the right hand rear chassis leg. The VIN must be quoted with all parts enquiries. There are two variations of the VIN, one being for Domestic and Export markets other than for the USA, which complies with European Economic Community (EEC) directives, and one for USA which complies with requirements laid down by the National Highway Traffic Safety Association (NHTSA). The seventeen characters of the VIN are coded as shown on the two pages overleaf:

NOTES

1. Only one serial number sequence is used for all variants of model & market, but the numerical sequence restarts each model year.
2. 1990 Model Year Elan production commenced at VIN serial number 6100. 1991 and 1992 model year serial number sequences start at 6000. 1995 Model Year serial number sequences start at S 6300. Serial numbers alone should never be quoted. Either quote the entire seventeen characters, or prefix the serial number with the model year identifier (character 10). e.g. M 6072
3. For change point identification in this parts list, only VIN characters 10 (model year) and 14 to 17 (serial number) will be listed. e.g.:
M 6072 ('91 model year, serial 6072)
R 6200 ('94 model year, serial 6200)

Domestic/Export Type VIN



* catalyst spec. same for Elan

** listed for change point identification

MANUFACTURED BY LOTUS CARS LTD.

VEHICLE IDENT. NUMBER SCC100ZT1LND11234

MAXIMUM VEHICLE WEIGHT = 1350 kg
 MAXIMUM ESTABLISHED WEIGHT = 1350 kg
 MAXIMUM FRONT AXLE WEIGHT = 750 kg
 MAXIMUM REAR AXLE WEIGHT = 600 kg

COLOR CODE 1A9B TWIN CODE 1CBF

Domestic/Export VIN label

LOTUS CARS LTD.
 HETHEL
 NORFOLK

VEHICLE IDENTIFICATION NUMBER

SCCGA3680MF21234

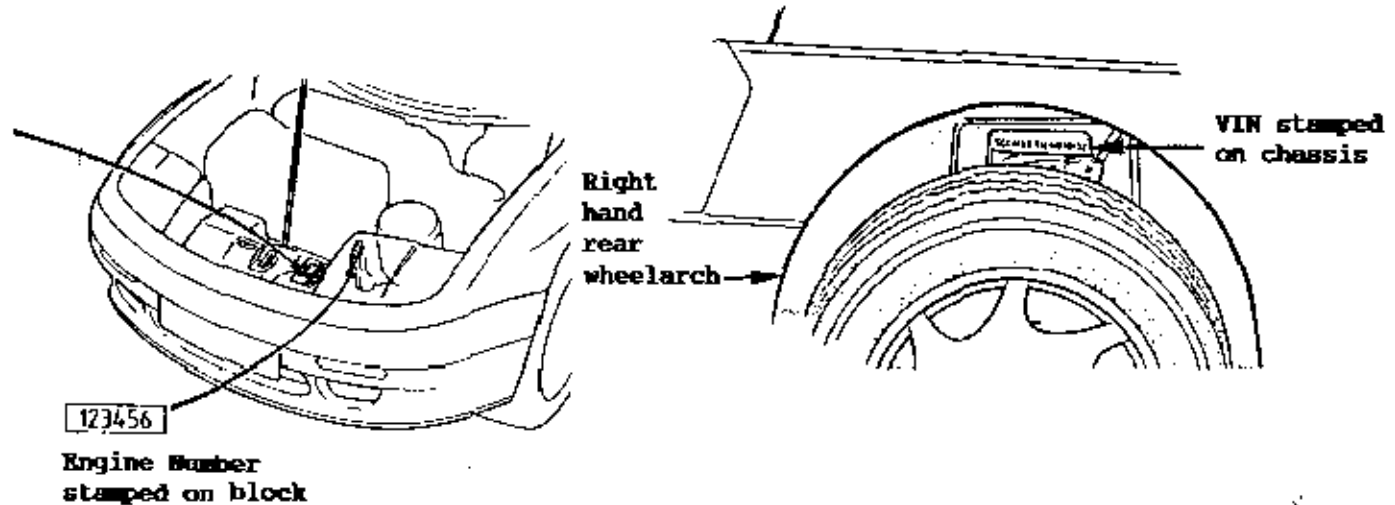
COLOR CODE 1A5

USA type VIN label

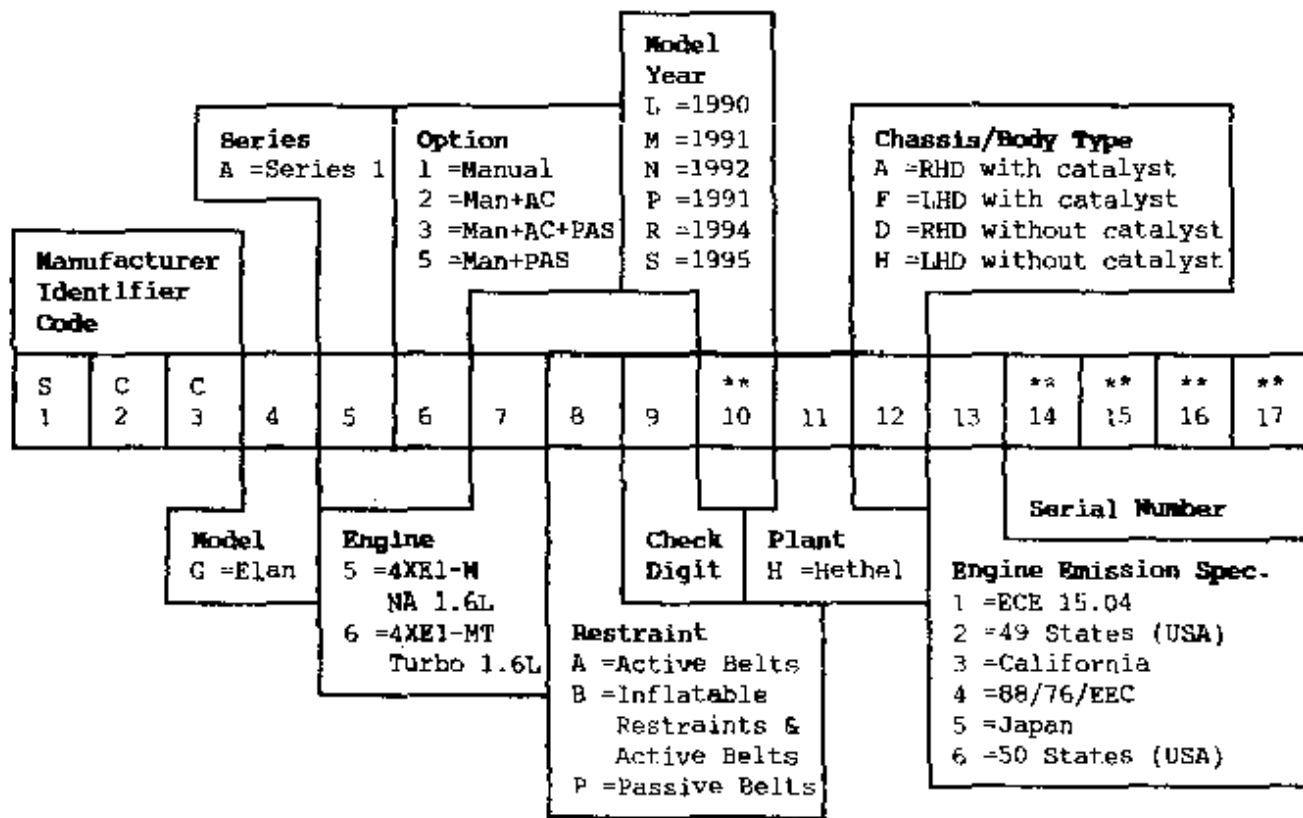
LOTUS CARS LTD. HETHEL, ENGLAND.

ENGINE NUMBER 123456

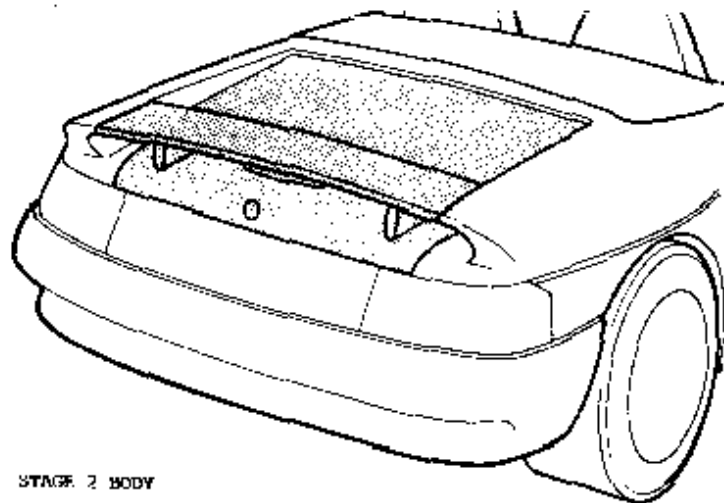
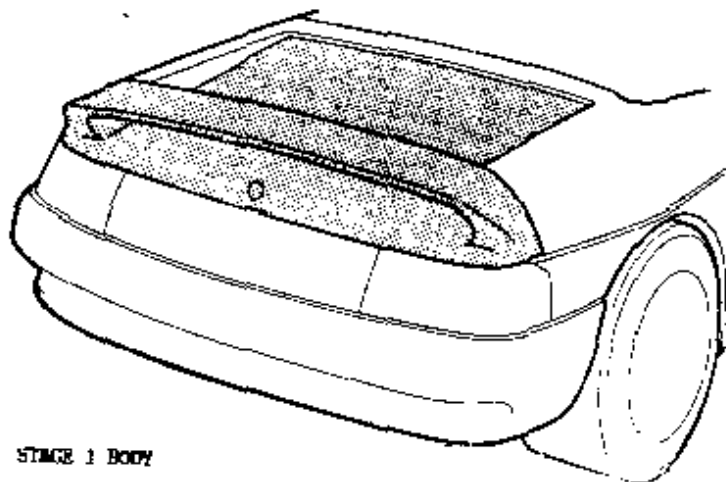
Engine number label



USA Type VIN



** listed for change point identification



ELAN MODEL HISTORY - '90 N.Y. CHANGES

The type M100 Elan was produced in what has subsequently become known as 'Series 1' form, between January 1990 and July 1992, and in 'S2' form from July '94 to August '95. S1 models were produced in naturally aspirated (N.A.), non-catalyst turbo, and catalyst turbo form, with driver's side supplementary inflatable restraint (S.I.R.) available for the USA and some other LHD markets. USA type S.I.R. equipped cars used a chassis differing in construction detail at the front, with a correspondingly modified body using a marginally extended nose. The rear body section on these cars also differed in the construction and the attachment of the rear aerofoil, a feature which is referred to as a 'stage 2' body.

Note that the N.A. model was produced in RHD U.K. form only, with a total of 129 built, whereas approximately 3,726 turbo (S.E.) cars were produced in various configurations for worldwide markets. All Elan S2 models are non-USA type catalyst turbos, of which there are approximately 800 cars.

The only major specification change point is that between S1 and S2 models, but some of the more significant running changes are listed below;

1990 Model Year introduction: January 1990. VIN L 6100

Introduction of 'pod' type single pivot headlamp mechanism: June 1990. VIN L 6300

- The 'frame and flap' or 'opera glass' type headlamp mechanism incorporating separately pivoted headlamp carriers and cover flaps, was replaced by a system using unitary rear pivoted pods similar to those used on Esprit and Excel models.

1991 Model Year introduction: October 1990. VIN M 6000

- No corresponding specification changes.

Change of rear suspension anti-lift angle: January 1991. VIN M 6644

- Angle of rear lower wishbone changed from 5° to 2½°.

Introduction of Du Pont body painting process: June 1991. VIN M 8110

Introduction of revised soft top hood and door weather seals: July 1991. VIN M 8161

1992 Model Year introduction: October 1991. VIN N 6000

- No corresponding specification changes.

Instrument panel illumination switching: October 1991. VIN N 6251

- Instrument panel lights come on with ignition instead of only with exterior lights.

S2 introduction: July '94. VIN R 6001

- Factory fit alarm/immobiliser, and single key lock operation.
- Lengthened and angled parking brake lever.
- Redesigned centre tunnel trim, seat trim, door trim inserts, fascia badge, Nardi steering wheel.
- Revised roadwheels and tyres, suspension and steering components.
- Revised electrical equipment layout.

1995 Model Year introduction: October 1994. VIN S 6300

- No corresponding specification changes.

Function CodeContents

10.00 BODY STRUCTURE
 10.01A Bodyshell, Body Panels & Body Repair Sections
 10.02A Floor Pan Repair Sections
 10.03A Body to Chassis Fixings
 10.04A Floorpan Bobbins & Grommets
 10.05A Windscreen Pillars, Body Crossbeams
 10.07A Prior VIN * 'Frame & Flap' Type Headlamp Mechanism
 10.07B From VIN * 'Pod' Type Headlamp Mechanism
 10.09A Front Bonnet, Hinges & Release Mechanism
 10.11A Rear Boot/Trunk Lid & Hinges
 10.12A Hood Stowage Lid, Hinges & Release Mechanism
 10.15A Door Shell/Beam Assembly & Hinges
 10.17A Door Handles & Lock Mechanism
 10.23A Bumpers, Side Radiator Ducts, Spoilers & Grilles
 10.31A Towing Hook, Tie-Down Eyes & Jacking Plates

11.00 GLAZING, DOOR WEATHERSTRIPS, WINDOW LIFTS

11.01A Glazing, Weather Strips & Seals
 11.02A Door Window Lift Mechanism & Channels

12.00 EXTERIOR HARDWARE & TRIM

12.01A Exterior Attached Panels
 12.02A Soft Top Assembly, Seals & Catches
 12.05A Badges, Decals & Insignia
 12.07A Licence Plate Mountings
 12.09A Door Mirrors

13.00 SEATS & SEAT BELTS

13.01A Seat Runners & Fixings
 13.03A Seat Frames & Recline Mechanism
 13.09A Seat Foams & Suspension
 13.11A Trimmed Seats & Covers
 13.27A Seat Belts

14.00 PEDAL BOX & FASCIA

14.01A Pedal Box & Pedals, Throttle Cable
 14.05A Fascia & Column Shrouds
 14.07A Instrument & Switch Mounting Panel
 14.12A Glovebox

15.00 INTERIOR TRIM

15.01A Header Rail Trim

Function CodeContents

30.00 CHASSIS
 30.01A Chassis
 30.15A Chassis Front Underframe
 30.19A Longerons
 30.21A (Non-S.I.R.) Chassis Front Frame
 30.21B (S.I.R.) Chassis Front Frame

31.00 SUSPENSION

31.01A Front Suspension
 31.03A Rear Suspension

32.00 STEERING

32.01A Manual Steering Rack & Lower Column
 32.03A Power Steering Rack & Lower Column
 32.05A Upper Steering Column & Wheel, Ignition Switch

33.00 BRAKES

33.01A Brake Calipers & Discs
 33.03A Hydraulic System, Pipes & Hoses
 33.05A Parking Brake Mechanism

34.00 WHEELS & TYRES

34.01A Wheels & Tyres, Spare Wheel Retention

40.00 ENGINE

40.01A Engine Assemblies & Cylinder Block Misc. Parts
 40.01B Engine Mountings
 40.03A Oil Sump
 40.05A Cylinder Head, Gasket, Valves & Hydraulic Tappets
 40.07A Camshafts & Housings
 40.09A Pistons & Connecting Rods
 40.11A Crankshaft & Flywheel
 40.13A Water Pump & Thermostat Pipework, Thermal Switches
 40.15A Lubrication System, Oil Pump & Filter
 40.17A Naturally Aspirated: Ignition System
 40.17B Turbo: Direct Ignition System
 40.19A Alternator & Starter Motor
 40.21A Exhaust Manifold, Turbocharger
 40.23A Freon 12: Air Conditioning Compressor
 40.23B R 134A: Air Conditioning Compressor
 40.25A Power Assisted Steering Pump
 40.28A Gaskets & Sealants

15.07A 'A' Pillar & Sill Kick Plate Trims
15.09A 'B' Post Caps
15.11A 'B' Post Trim, Capping Rail & Speaker Boxes
15.13A Door Trim Panels & Inserts
15.19A Tunnel Top Trim, Gear Lever & Handbrake Gaiters
15.21A Hood Stowage Area Trim
15.23A Rear Lamp Internal Covers
15.30A Interior & Boot Carpets

16.00 SOUND INSULATION

16.01A Passenger Compartment Sound Insulation
16.02A Body Underside Sound Insulation & Seals

17.00 ELECTRICAL

17.01A Harnesses & Leads
17.03A Relays, Modules, Horns & Inertia Switch
17.05A Driver Operated Switches & Cigar Lighter
17.06A Engine Management ECM & Sensors
17.06B S.I.R.: Inflator Modules, D.E.R.M. & Sensors
17.07A Instruments, Senders, & Clock
17.09A Speedo Cable
17.11A Lamps (except headlamps)
17.13A Headlamps
17.15A Prior VIN * 'Frame & Flap' Type Lift Mechanism
17.15B From VIN * 'Pod' Type Headlamp Lift Mechanism
17.19A Fuses & Circuit Breakers
17.21A Windscreen Wiper Mechanism & Washers
17.27A Audio Equipment, Speakers & Aerial
17.29A Earth Braids & Suppression Devices
17.31A Battery & Battery Cables
17.33A Alarm Systems

18.00 HEATER/AIR CONDITIONING

18.01A Heater Assembly
18.02A Air Conditioning Evaporator Unit
18.03A Freon 12: A/C Plumbing, Condenser & Rec. Drier
18.03B R 134A: A/C Plumbing, Condenser & Rec. Drier
18.05A Heater Plumbing
18.07A Interior Blower Motor
18.09A Mechanically Operated Parts & Controls
18.11A Vacuum Operated Parts & Controls
18.13A Ducting, Outlets & Vents

19.00 LABELS & LITERATURE

19.01A Labels
19.03A Owner's Handbooks & Service Notes Manuals

41.00 BELTS & PULLEYS

41.01A Camshaft Belt, Toothed Pulleys, Tensioner
41.03A Auxiliary Drive Belts & Pulleys

42.00 INDUCTION SYSTEM

42.01A Airbox, Chargecooler, Induction Plumbing
42.05A Fuel Injection System
42.07A Inlet Manifold, Plenum Chamber, IAC Valve

43.00 EMISSION EQUIPMENT

43.03A Emission System Vacuum Hoses
43.05A Vacuum Valves, EGR Valve, Crankcase Breathers

44.00 FUEL SYSTEM

44.01A Fuel Tank, Filler Neck, Flap & Release Mechanism
44.03A Fuel Pump/Sender Unit, Filter & Pipes
44.05A Non-Catalyst: Fuel Tank Breathers, Roll-Over Valve
44.05B Catalyst: Breathers & Evaporative Loss System

45.00 EXHAUST SYSTEM

45.01A Catalyst Exhaust System
45.03A Non-Catalyst Exhaust System
45.05A Heat Shields

46.00 COOLING SYSTEM

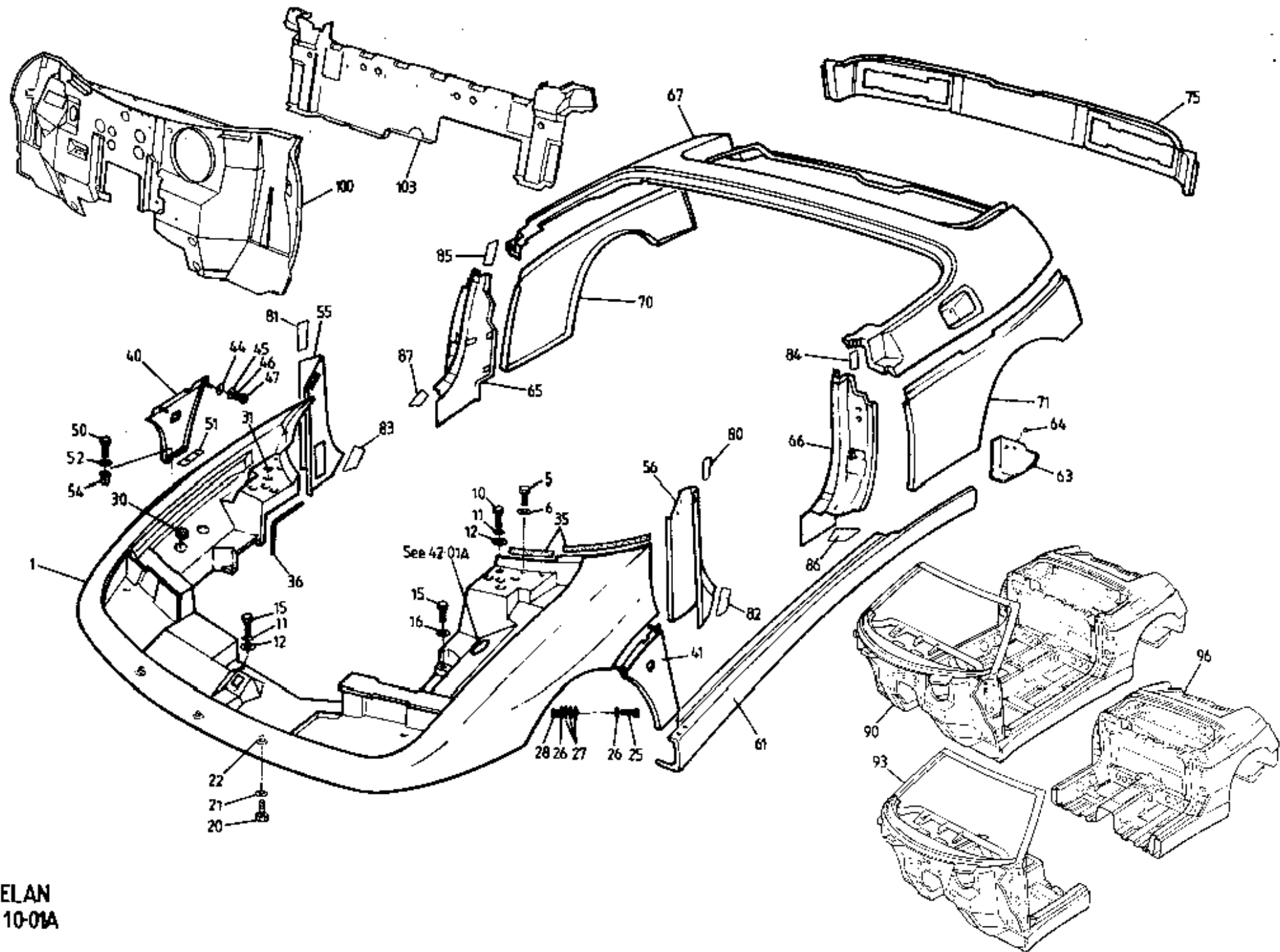
46.01A Radiator, Fans, Header Tank & Plumbing
46.03A Oil Cooler & Hoses

47.00 TRANSMISSION

47.01A Clutch & Release Mechanism
47.03A Transmission Assembly
47.05A Gear Change Mechanism - External
47.06A Gear Selection Mechanism - Internal
47.07A Gears, Shafts & Bearings
47.09A Speedometer Drive Gear
47.11A Differential
47.15A Driveshafts

60.00 TOOLS

60.01A Toolkit & Jack Stowage
60.02A Engine Special Tools
60.03A Fuel Injection Special Tools
60.04A Transmission Special Tools
60.05A S.I.R.; Brakes & Body Special Tools



ELAN
10-01A



FUNCTION CODE	CONTENTS: Bodyshell, Body Panels & Body Repair Sections	QUANTITY		REMARKS
		RHD	LHD	
10.01A	PART DESCRIPTION	PART NUMBER		
1	Front Topshell Assembly	A100B0962S	1	
	" " "	A100B1247S		except S.I.R.
	" " "	A100B1251S		S.I.R.
5	Setscrew, M6 x 16, top shell to dash panel	A075W1028Z	4	4
6	Washer, flat, M6 x 18, top shell to dash panel	B082W4018F	4	4
	Spire Nut, captive, M6, " " " " "	A100W6372F	4	4
10	Setscrew, M6 x 25, front top shell fixing	A075W1031F	2	2
11	Washer, flat, M6 x 15, " " " "	A075W4015Z	5	5
12	Washer, flat, " " " "	A075W4022Z	5	5
15	Setscrew, M6 x 25, front top shell to chassis	A100B0854F	7	7
16	Washer, flat, M6 x 20, " " " "	A075W4016Z	2	2
20	Setscrew, M6 x 16, top shell/front crash struct.	A075W1028Z	3	3
21	Washer, flat, M6 x 12, " " " "	A075W4013Z	3	3
22	Jacknut, M6, " " " "	A075W3034Z	3	3
25	Setscrew, M6 x 30, top shell wheelarch fixing	A075W1032Z	4	4
26	Washer, flat, M6 x 25, " " " "	A075W4017Z	8	8
27	Shim Washer 'C', front top shell adjust	A100B0613F	A/R	A/R
28	Nut, Nyloc, M6, " " " w/arch fixing	A075W3009Z	4	4
30	Grommet, blanking, front top shell	A100B6125F	2	2
31	" " " " " " " " " " "	A100B6127F	8	8
35	Foam Strip, sealing, top shell to dash panel	A100B0431V	A/R	A/R
36	Edging Strip, rubber, top shell	A085U6080V	A/R	A/R
40	'A' Panel Outer Assembly, RH	C100B0202K	1	1
41	" " " " " LH	C100B0203K	1	1
	" " " " " RH	C100B0964K	1	1
	" " " " " LH	C100B0963K	1	1
44	Shim, 'A' panel outer	A100B2509K	2	2
45	Washer, flat, M6 x 15, 'A' panel outer top fix	A075W4015Z	4	4
46	Washer, spring, M6, " " " " "	A075W4035Z	4	4
47	Nut, lock, M6, " " " " "	A082W3085F	4	4
50	Setscrew, M6 x 20, 'A' panel outer lower fixing	A075W1030Z	4	4
51	Clamp Plate, " " " " "	B100B1262F	4	4
52	Washer, M6 x 12, " " " " "	A075W4013Z	4	4
54	Jacknut, M6, " " " " "	A075W3031Z	4	4



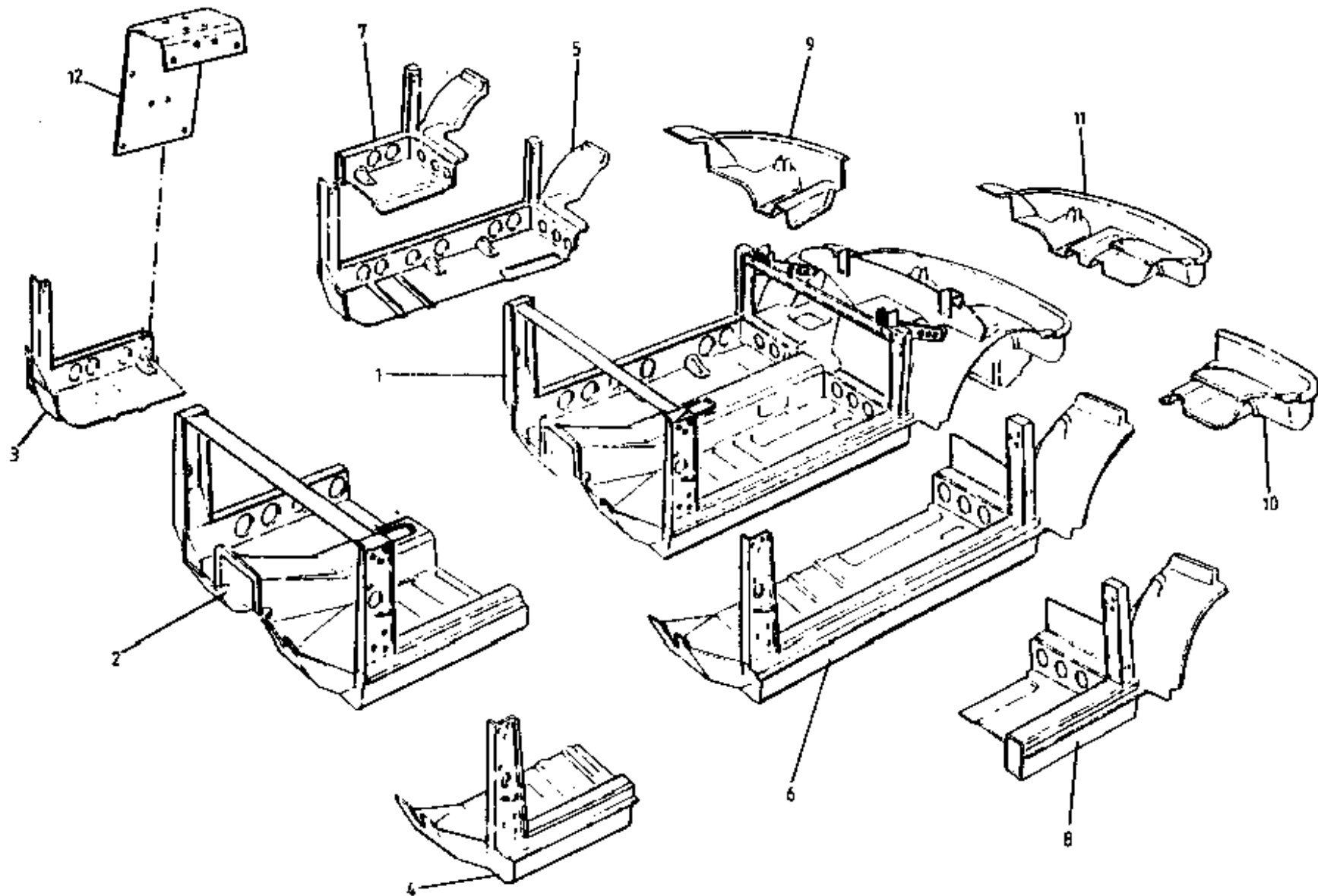
FUNCTION CODE	CONTENTS: Bodyshell, Body Panels & Body Repair Sections			QUANTITY		REMARKS
	PART DESCRIPTION	PART NUMBER	RHD	LHD		
10.01A						
55	'A' Post Cover, RH	B100B0662K*	1	1		
56	" " " LH	B100B0181K*	1	1		
	" " " RH	C100B0182K*	1	1		
	" " " LH	C100B0663K*	1	1		
61	Rocker Cover (sill), outer, RH	A100B0164K*	1	1		
	" " " " LH	A100B0165K*	1	1		
63	Infill Panel, rocker cover, RH	A100B0166K*	1	1		
	" " " " LH	A100B0167K*	1	1		
64	Plug, wax injection access hole blanking	A100U0156F	4	4		
65	'B' Post Cover, RH	D100B0248K*	1	1		
66	" " " LH	D100B0247K*	1	1		
67	Rear Topshell	A100B0957S*	1			Stage 1 body)
	" "	A100B0958S*		1		Stage 1 body) see introductory pages
	" "	A100B1253S*		1		Stage 2 body)
70	Rear Quarter Panel, RH	A100B0238K*	1	1		
71	" " " LH	A100B0239K*	1	1		
75	Rear Transom Panel	E100B0113J*	1	1		Licence Plate 520mm x 120mm
	" " "	E100B1026J*	1	1		" " 372mm x 148mm AVL
	" " "	E100B1093J*	1	1		" " 330mm x 165mm JAF
	" " "	E100B1092J*		1		" " 305mm x 153mm F&D
	Grommet, blanking, rear transom panel	A100B6125F	2	2		
80	Film Tape, 'A' post to infill, LH	A100B1203F	1	1)
81	" " " " " " RH	A100B1204F	1	1)
82	" " " " " sill, LH	A100B1205F	1	1)
83	" " " " " " RH	A100B1206F	1	1)prevents paint cracking at joint lines
84	" " 'B' post to rear top shell, LH	A100B1207F	1	1)
85	" " " " " " " " RH	A100B1208F	1	1)
86	" " " " " sill, LH	A100B1209F	1	1)
87	" " " " " " RH	A100B1210F	1	1)
90	Bodyshell Assembly	A100B0977S	1			
	" "	A100B0978S		1		except S.I.R.
	" "	A100B0976S		1		S.I.R.

* THESE PARTS AVAILABLE ONLY TO LOTUS APPROVED ELAN BODY REPAIR CENTRES.



FUNCTION CODE	CONTENTS: Bodyshell, Body Panels & Body Repair Sections		QUANTITY		REMARKS
			RHD	LHD	
10.01A	PART DESCRIPTION	PART NUMBER			
93	Repair Section, bodyshell front half	A100B1173S*	1		
	" " " " "	A100B1174S*		1	except S.I.R.
	" " " " "	A100B1175S*		1	S.I.R.
96	" " " rear half	A100B1176S*	1	1	Licence Plate 520mm x 120mm
	" " " " "	B100B1176S*	1	1	" " 372mm x 148mm
	" " " " "	C100B1176S*	1	1	" " 330mm x 165mm
	" " " " "	D100B1176S*	1	1	" " 305mm x 153mm
100	Front Bulkhead Panel	B100B0284K*	1		
	" " " " "	C100B0283J*		1	except S.I.R.
	" " " " "	A100B1047J*		1	S.I.R.
103	'B' Post Diaphragm Panel	A100B0593J*	1	1	

* THESE PARTS AVAILABLE ONLY TO LOTUS APPROVED ELAN BODY REPAIR CENTRES.

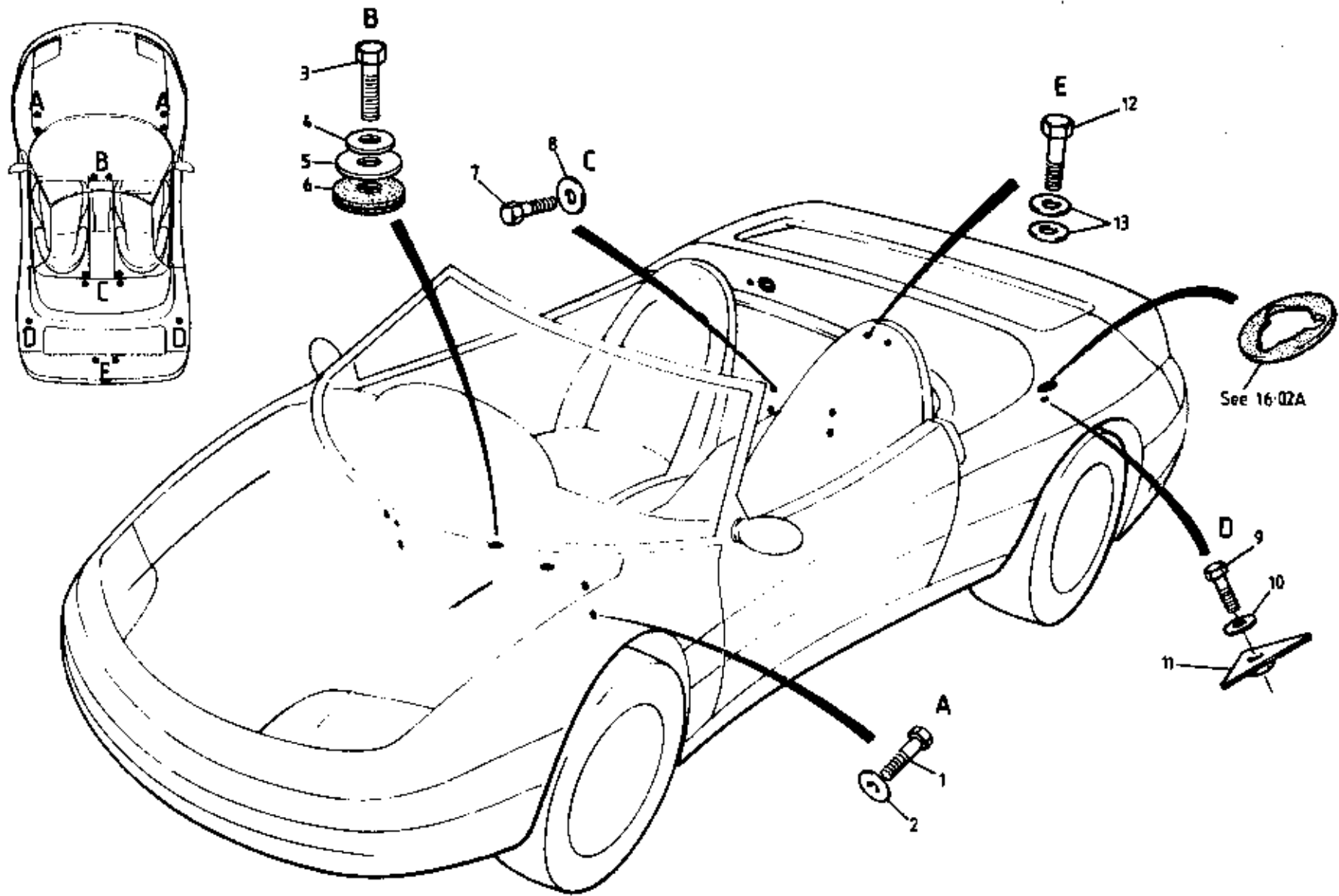


ELAN
1002 A



FUNCTION CODE	CONTENTS: Floor Pan Repair Sections			QUANTITY		REMARKS
				NON S.I.R.	S.I.R.	
10.02A		PART DESCRIPTION	PART NUMBER			
1		Floor Pan Assembly	A100B1259S*	1		Stage 1 body) see introductory pages Stage 2 body)
		" " "	A100B1271S*		1	
2		Repair Section, Floor Pan Front Half	A100B0896S*	1		
		" " " " " "	A100B1108S*		1	
3		" " " " " Quarter, RH	A100B0898S*	1		
		" " " " " " RH	A100B1100S*		1	
4		" " " " " " LH	A100B0897S*	1		
		" " " " " " LH	A100B1109S*		1	
5		" " " " " Centre Section, RH	A100B0900S*	1		
		" " " " " " RH	A100B1112S*		1	
6		" " " " " " LH	A100B0899S*	1		
		" " " " " " LH	A100B1111S*		1	
7		" " " " " Mid Section, RH	A100B0902S*	1		
8		" " " " " " LH	A100B0901S*	1		
9		" " " " " Floor Pan Rear Quarter, RH	A100B0904S*	1		
10		" " " " " " LH	A100B0903S*	1		
11		" " " " " Full Short Rear	A100B0905S*	1		
12		Plate, sill repair	A100B0906S*	A/R	A/R	

* THESE PARTS AVAILABLE ONLY TO LOTUS APPROVED ELAN BODY REPAIR CENTRES.



ELAN
1003A

7

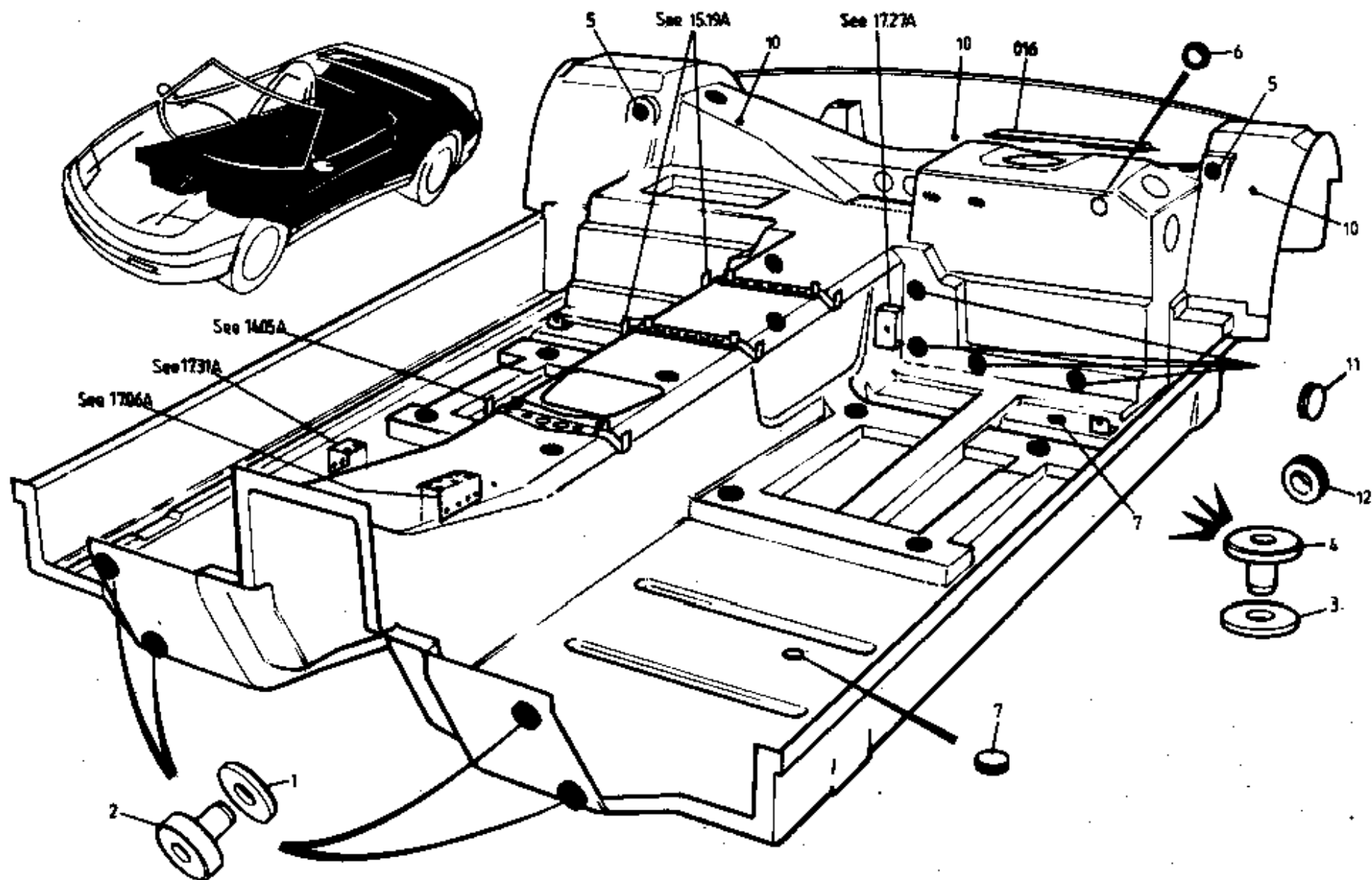
)

)

)



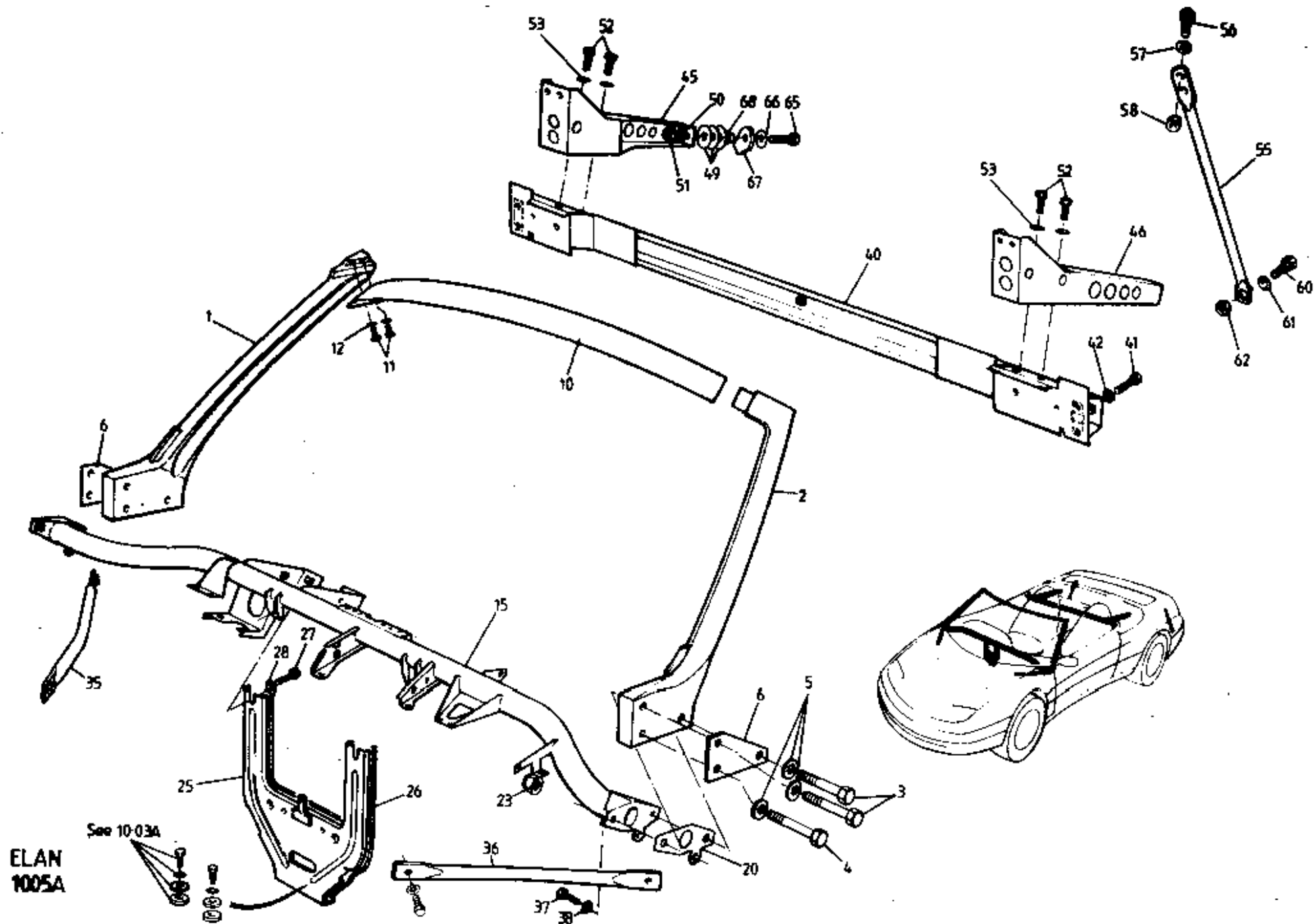
FUNCTION CODE	CONTENTS: Body to Chassis Fixings		QUANTITY		REMARKS
			ALL		
10.03A					
	PART DESCRIPTION	PART NUMBER			
1	Setscrew, M10 x 40, footwell to chassis	A075W2052Z	4		No shims > alternatives
	" " " " " " "	A100A0869F	4		>
	" M10 x 55, " " " "	A100A6026F	4		With shims
2	Washer, flat, M10 x 30, " " "	A075W4027Z	4		
	Shim Washer, 1mm, body/chassis/toe board	A100W4137F	A/R)
	" " 2mm, " " " "	A100W4138F	A/R) If fitted
	" " 3mm, " " " "	A100W4139F	A/R)
3	Setscrew, M8 x 25, 'A' frame & body to chassis	A075W1039Z	2		
4	Washer, flat, M8 x 25, " " " " "	A075W4021Z	2		
5	Spacer,	A100A0537F	2		
6	Insulator, body to chassis	A100A0536F	2		
7	Setscrew, M10 x 30, rear bulkhead to chassis	A075W1049Z	4) alternatives
	" " " " " " " "	A100A6028F	4)
8	Washer, flat, M10 x 30, " " "	A075W4027Z	4		
9	Setscrew, M10 x 30, body to suspension turret	A075W1049Z	2		> No shims
	" " " " " " " "	A100A6028F	2		>
	Setscrew, M10 x 35, " " " "	A100A0868F	2		With shims
	Shim Washer, 1mm, body to suspension turret	A100W4137F	A/R)
	" " 2mm, " " " "	A100W4138F	A/R) If fitted
	" " 3mm, " " " "	A100W4139F	A/R)
10	Washer, flat, M10 x 30, body to chassis fixing	A075W4027Z	4		
11	Nut Plate, M10, " " " "	B100A0163F	2		
12	Setscrew, M10 x 45, body/wheel bracket fixing	A075W2053Z	2		
13	Washer, flat, M10 x 30, rear body/chassis fix	A075W4027Z	4		(2 washers used to space spare wheel brkt.)
					For seat runner/inboard/body/chassis fixings, see 13.01A



ELAN
1004A



FUNCTION CODE	CONTENTS: Floor Pan Bobbins & Grommets		QUANTITY		REMARKS
			ALL		
10.04A	PART DESCRIPTION	PART NUMBER	ALL		
1	Bobbin, M10, female	AK75B2252Z	4		
2	Spacer, M10 bobbin, male	A100B0308F	4		
3	Bobbin, M12, female	AK75B2254Z	23		
4	Spacer, M12 bobbin, female	AK75B2267F	23		
5	Bobbin, 'B' post tie bar to floorpan	A100B0486F	2		
6	Grommet, blanking, rear stay access hole	X054J6005Z	1		
7	" " floor tooling holes	A100B6133F	4		
	" " tunnel	A089U6135F	1		
	" " tunnel	A100B6150F	2		
10	" " rear transom	A100M6084F	3		
11	" "	A082U6073F	1		
12	" open, evap. cannister vacuum pipe	A100L6006F	1		
	" fuel hose conduit thro' floor	XQ36B6167Z	1		



ELAN
 1005A

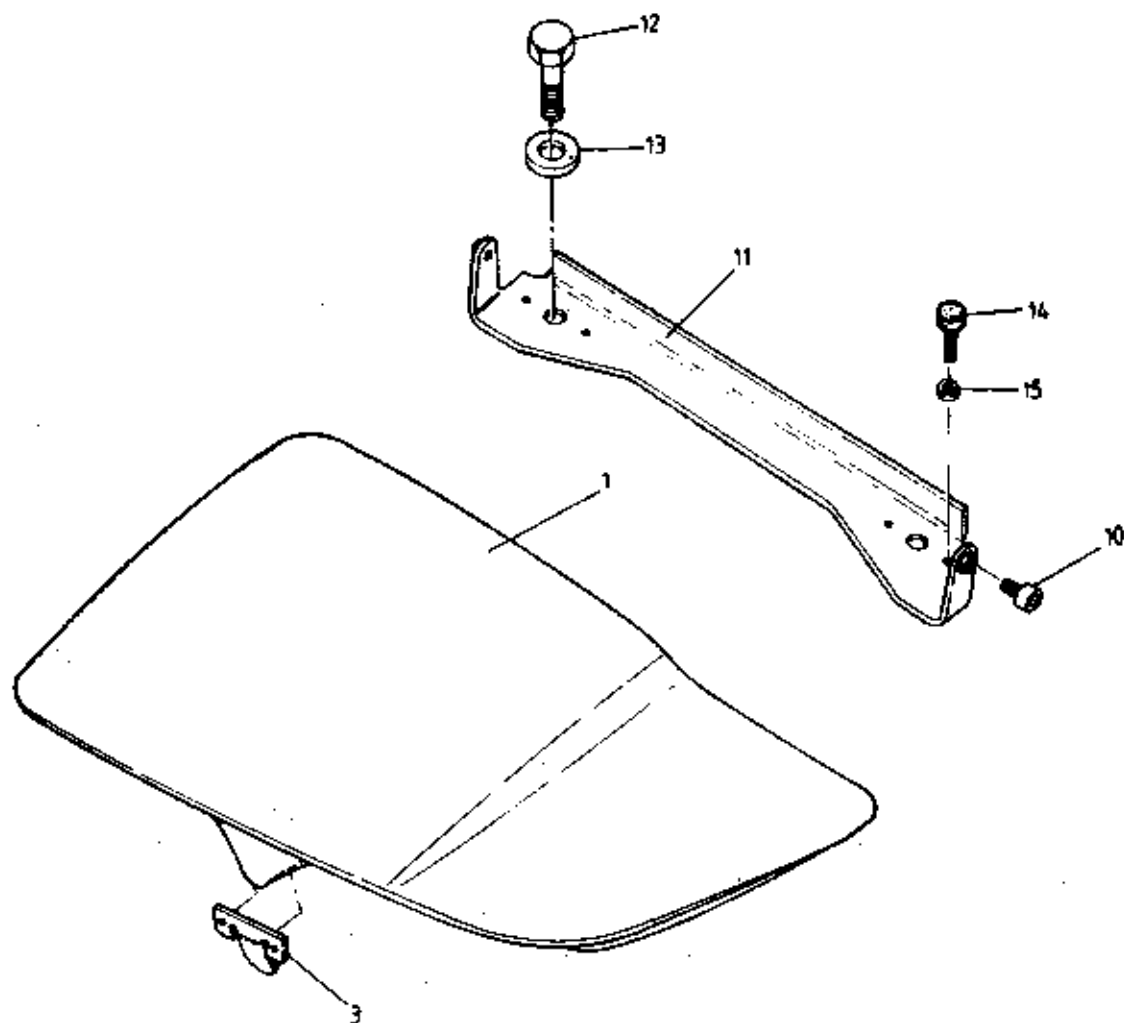


FUNCTION CODE	CONTENTS: Windscreen Pillars, Body Crossbeams		QUANTITY		REMARKS
			RHD	LHD	
10.05A	PART DESCRIPTION	PART NUMBER	RHD	LHD	
1	Pillar, windscreen, RH	G100B1268F	1	1	
2	" " LH	G100B1267F	1	1	
3	Setscrew, M10 x 55, precote, pillar/'A' post	A100A6026F	4	4	
4	Bolt, M10 x 55, pillar/'A' post front lower	A079W2057F	2	2	
5	Washer, flat, M10 x 20, pillar fixings	A075W4024Z	6	6	
6	Shim, pillar to 'A' post	A100A0654F	A/R	A/R	
10	Header Rail, windscreen	D100B0161F	1	1	
11	Setscrew, M6 x 12, header rail to pillar	A100W1055F	4	4	
12	Washer, flat, M6 x 12, " " " "	A075W4013Z	4	4	
15	Scuttle Crossbeam	L100A0252F*	1		
	" "	M100A0251F*		1	Except S.I.R.
	" "	L100A0253F*		1	S.I.R.
20	Shim, cross brace to pillar, 1.0mm	D100A0268F	A/R	A/R	
	" " " " " 1.5mm	D100A0267F	A/R	A/R	
	" " " " " 3.0mm	D100A0266F	A/R	A/R	
23	Nut, Nyloc, M10, cross brace to pillar	A075W3011Z	2	2	
25	Scuttle Brace, 'A' Frame, scuttle beam/chassis	E100A0583F	1	1	
26	Edging, rubber, cross brace support	A085U6080V	A/R	A/R	
27	Setscrew, M8 x 16, support to cross brace	A100W1107F	2	2	
28	Washer, flat, M8 x 20, " " " "	A079W4019F	2	2	
35	Strut, 'A' post to longeron, RH	B100A0619F	1	1	
36	" " " " " LH	B100A0618F	1	1	
37	Setscrew, M6 x 12, strut to 'A' post	A075W1027Z	4	4	
38	Washer, M6 x 12, " " " "	A075W4013Z	4	4	
40	Cross Beam Assembly, 'B' post	D100A0385F*	1	1	
41	Setscrew, M8 x 20, cross beam to 'B' post	A075W1038Z	4	4	
42	Washer, M8 x 16, " " " "	A075W4020Z	4	4	
45	Tie Bar Assembly, 'B' post to rear wheelarch, RH	F100A0402F*	1	1	
46	" " " " " " " " LH	F100A0403F*	1	1	

* THESE PARTS AVAILABLE ONLY TO LOTUS APPROVED ELAN BODY REPAIR CENTRES.



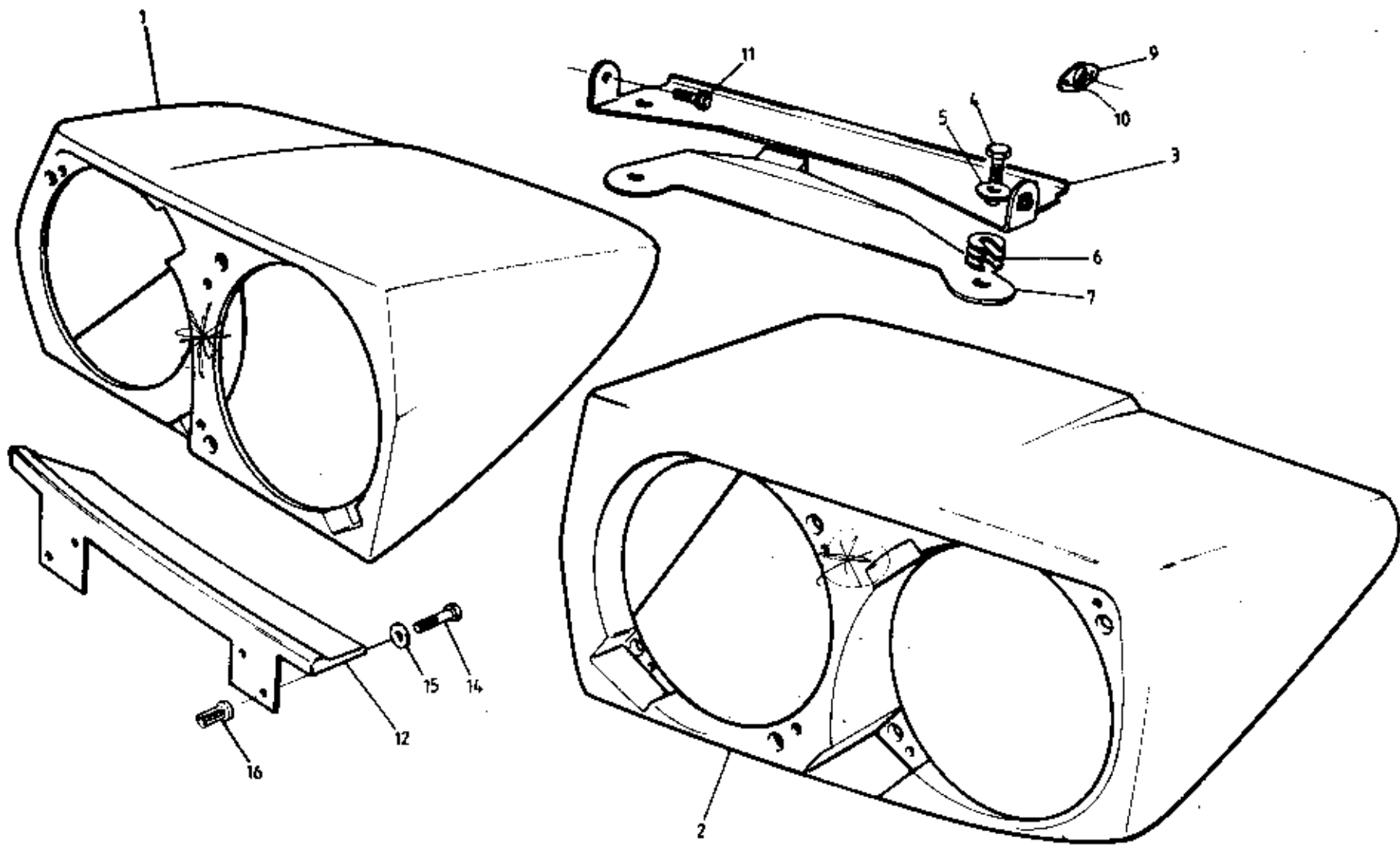
FUNCTION CODE	CONTENTS: Windscreen Pillars, Body Crossbeams		QUANTITY		REMARKS
			RHD	LHD	
10.05A	PART DESCRIPTION	PART NUMBER	RHD	LHD	
49	Shim, tie bar to wheelarch, 0.5mm	A100A0418F	A/R	A/R	
	" " " " " 1.0mm	A100A0419F	A/R	A/R	
50	Washer, " " " "	A100A0667F	2	2	
51	Nut, Nyloc, M10, tie bar to floor pan	A075W3011Z	2	2	
52	Setscrew, M8 x 20, tie bar to cross beam	A075W1038Z	4	4	
53	Washer, M8 x 16, " " " " "	A075W4020Z	4	4	
55	Strut, top shell rear corner support	A100A0696F	2	2	
56	Setscrew, M6 x 16, strut top fixing	A075W1082Z	4	4	
57	Washer, flat, M6 x 18, " " "	B082W4018F	4	4	
58	Nut, Nyloc, M6, " " "	A075W3009Z	4	4	
60	Setscrew, M8 x 20, strut lower fixing	A075W1038Z	2	2	
61	Washer, M8 x 25, " " "	A075W4021Z	2	2	
62	Nut, Nyloc, M8, " " "	A075W3010Z	2	2	
65	Setscrew, M10 x 55, 'B' post tie bar fixing	A100W6026F	2	2	
66	Washer, flat, " " " " "	A100A0667F	2	2	
67	Backing Plate, " " " " "	A100B0484F	2	2	
68	Backing Disc, " " " " "	A100B0485F	2	2	



ELAN
10-07A PRIOR VIN ■



FUNCTION CODE	CONTENTS: Prior VIN * 'Frame & Flap' Type Headlamp Mechanism		QUANTITY		REMARKS
			PRIOR VIN *		
10.07A	PART DESCRIPTION	PART NUMBER			
1	Flap Assembly, headlamp cover, LH	C100B0243K	1		
	" " " " RH	C100B0242K	1		
3	Pod Front Location Pin, LH flap	A100B0883F	1		
	" " " " RH "	A100B0884F	1		
	Screw, M4 x 12, location pin to flap	A100W1101F	4		
	Washer, flat, M4 x 9, " " " "	A082W4099F	4		
	Nut, Nyloc, M4, " " " "	A075W3049F	4		
10	Allen Screw, flap assembly pivot	A075W7017F	4		
11	Hinge Bracket, headlamp flap	D100B0759F	2		
12	Screw, M6 x 30, hinge to body	A075W1032Z	4		
13	Washer, M6 x 25, " " "	A075W4017Z	4		
14	Screw, headlamp flap upstop	A100B0894F	8		
15	Nut, M5, upstop screw adjust/lock	A100W3110F	8		
					* VIN L 6300
					('Opera Glass' headlamp mechanism)
					Klan prior VIN *
					10.07A

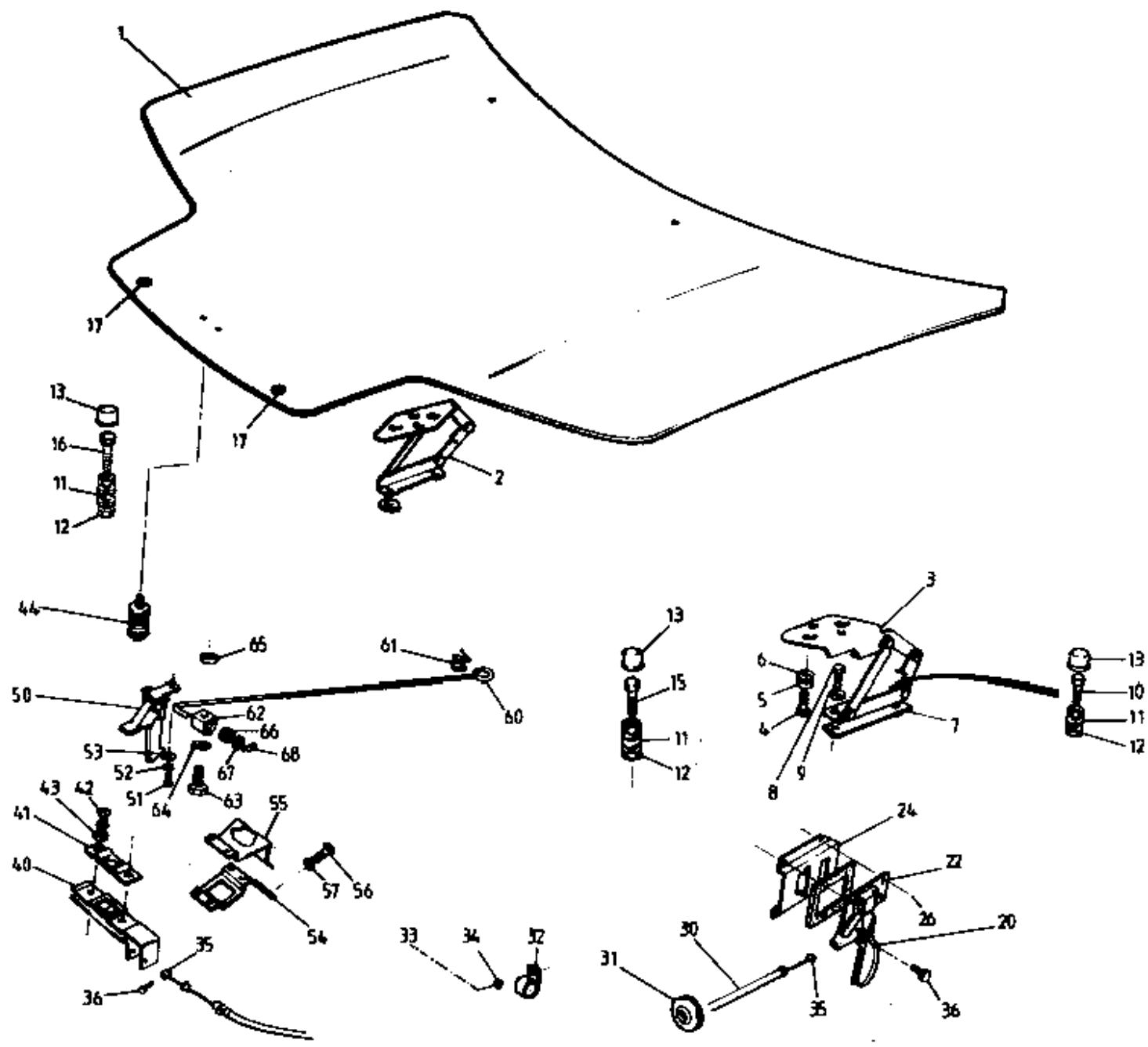


ELAN
1007B-FROM VIN



FUNCTION CODE	CONTENTS: From VIN * 'Pod' Type Headlamp Mechanism		QUANTITY		REMARKS
			FROM VIN *		
10.07B	PART DESCRIPTION	PART NUMBER	FROM VIN *		
1	Headlamp Pod, RH	A100B1160S	1) Prior VIN #) # VIN # 8212
2	" " LH	A100B1161S	1		
	" " RH	B100B1160S	1		> From VIN # >
	" " LH	B100B1161S	1		
3	Hinge, headlamp pods	E100B0759F	2		
4	Screw, M6 x 30, hinge to body	A075W1032Z	4		
5	Washer, M6 x 25, " " "	A082W4131F	4		
6	Shim, hinge mounting	A100B0613F	12		
7	Brace, hinge mounting plinth to h/l motor, RH	B100B0994F	1		
	" " " " " " " LH	B100B0993F	1		
9	Ball Joint, headlamp pod pivot	A100B0353F	4		
10	Rivet, balljoint to headlamp pod	A100W6454F	8		
11	Screw, M6 x 16, Pod Pivot	A100B0851P	4		
12	Infill Panel, headlamp pod aperture, RH	B100B1022K	1		
	" " " " " " LH	B100B1023K	1		
14	Screw, M6 x 16, infill panel to body	A076W5090F	4		
15	Washer, M6 x 12, " " " "	A075W4013Z	4		
16	Jacknut, M6, " " " "	A075W3034Z	4		
					* VIN L 6300

** re-styled front face*



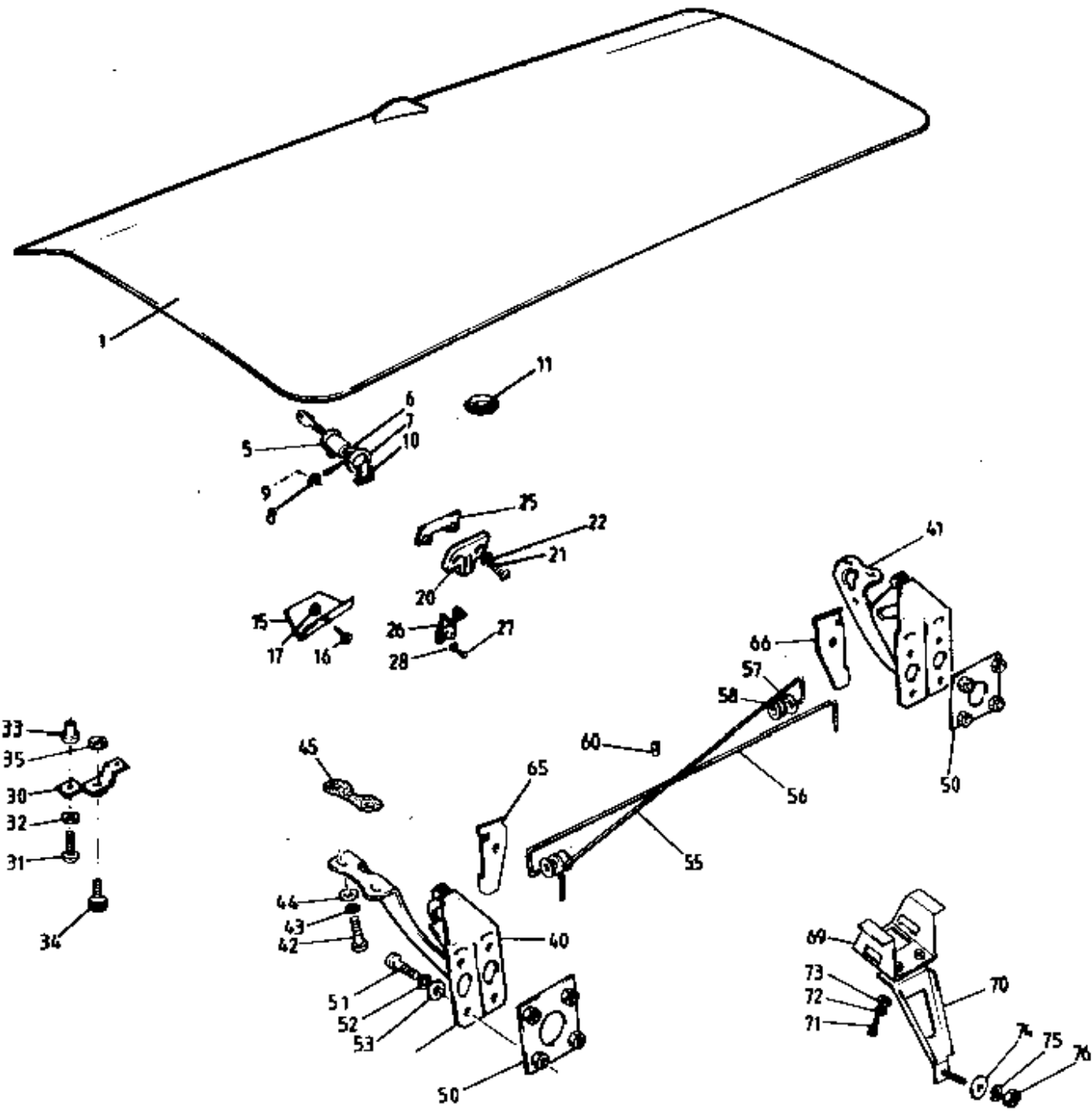
ELAN
1009A



FUNCTION CODE	CONTENTS: Front Bonnet, Hinges & Release Mechanism	QUANTITY		REMARKS	
		RHD	LHD		
10.09A					
	PART DESCRIPTION	PART NUMBER			
1	Bonnet Panel Assembly (inc. tapping plates)	A100B0961J	1	1	(fettled to accept latest washer jet, see 17.21A)
2	Hinge Assembly, bonnet, RH	A100U0096F	1	1	
3	" " " LH	A100U0097F	1	1	
4	Setscrew, M6 x 18, bonnet to hinge	A075W1029Z	4	4	
5	Washer, spring, M6, " " "	A075W4035Z	4	4	
6	Washer, flat, M6 x 15, " " "	A075W4015Z	4	4	
7	Tapping Plate, hinge to body	E100U0139F	2	2	
8	Setscrew, M8 x 30, hinge front fixing	A075W2037Z	2	2	
9	Washer, M8 x 16, " " "	A075W4020Z	2	2	
10	Setscrew, M8 x 45, hinge/rear buffer fixing	A075W1043Z	2	2	
11	Washer, M8 x 16, " " " "	A075W4020Z	6	6	
12	Locknut, M8, " " " "	A075W3026Z	6	6	
13	Buffer, rubber, bonnet support	X046B6113Z	6	6	
15	Bolt, M8 x 70, bonnet mid. support buffer	A075W2076F	2	2	
16	Setscrew, M8 x 65 " front " "	A075W2044Z	2	2	
17	Buffer, 10mm, self adhesive, bonnet front	A100W6035F	2	2	
	Lever, bonnet release	A100B0463F	1		
20	" " "	A100E0462F		1	
	Housing, bonnet release lever	A100B0465F	1		
22	" " " "	A100B0464F		1	
	Bracket, " " " mounting	A100B0424F	1		
24	" " " " "	A100B0425F		1	
26	Pop Rivet, " " " "	A075W6071Z	4	4	
	Cable, bonnet release	D100E0461F	1		
30	" " " "	D100B0460F		1	
31	Grommet, bonnet release cable thro' bulkhead	A082U6197F	1	1	
32	'P' Clip, " " "	A075W6227F	2	6	
33	Pop Rivet, 'P' clip fixing	A075W6090Z	2	6	
34	Washer, pop rivet	A075W4001Z	2	6	
35	Setscrew, M5 x 10, bonnet release cable	A100W1105F	2	2	
36	Nipple, " " "	A100B1090F	2	2	
40	Slider Assembly, bonnet release	A082U6087F	1	1	
41	Guide Plate, slider	A100U0035F	1	1	



FUNCTION CODE	CONTENTS: Front Bonnet, Hinges & Release Mechanism		QUANTITY		REMARKS
			RHD	LHD	
10.09A	PART DESCRIPTION	PART NUMBER			
42	Setscrew, M8 x 20, guide plate/slider to body	A075W5095Z	2	2	
43	Washer, M8 s/p, " " " " "	A075W4048Z	2	2	
44	Striker Pin Assembly, bonnet catch	A100U0033F	1	1	
50	Safety Hook Assembly, bonnet	A100U0032F	1	1	
51	Screw, M5 x 16, safety hook to bonnet	A082W5107F	3	3	
52	Washer, spring, " " " "	A075W4030Z	3	3	
53	Washer, flat, " " " "	A075W4000Z	3	3	
54	Striker Plate, safety hook	C100B0441F	1	1	
	Plate, bonnet stay location	B100B0683F	1	1	Early type bonnet stay
55	" " " "	C100B0683F	1	1	Late " " "
56	Screw, M4 x 10, striker/location plate to body	A075W5079F	6	6	
57	Washer, M4 x 9, " " " " "	A082W4099F	6	6	
	Bonnet Stay	D100B0440F	1	1	Early type with disc end
60	" " Assembly (inc. sleeving)	A100B0696J E	1	1	Late type with eye end
61	Clip, bonnet stay securing	A100B6047F	1	1	
62	Bracket, bonnet stay	C100B0442F	1	1	
63	Screw, M5 x 20, bonnet stay bracket to bonnet	A075W1025F	1	1	
64	Washer, " " " " "	A075W4020Z	1	1	
65	Spacer, " " " " "	A100B0897F	1	1	
66	Bush, Shouldered, Nylon, stay to bracket	A100W6450F	1	1	
67	Washer, Flat, stay to bracket	A075W4009Z	1	1	
68	'R' Pin, stay to bracket	A075W6175F	1	1	



ELAN
10-11A



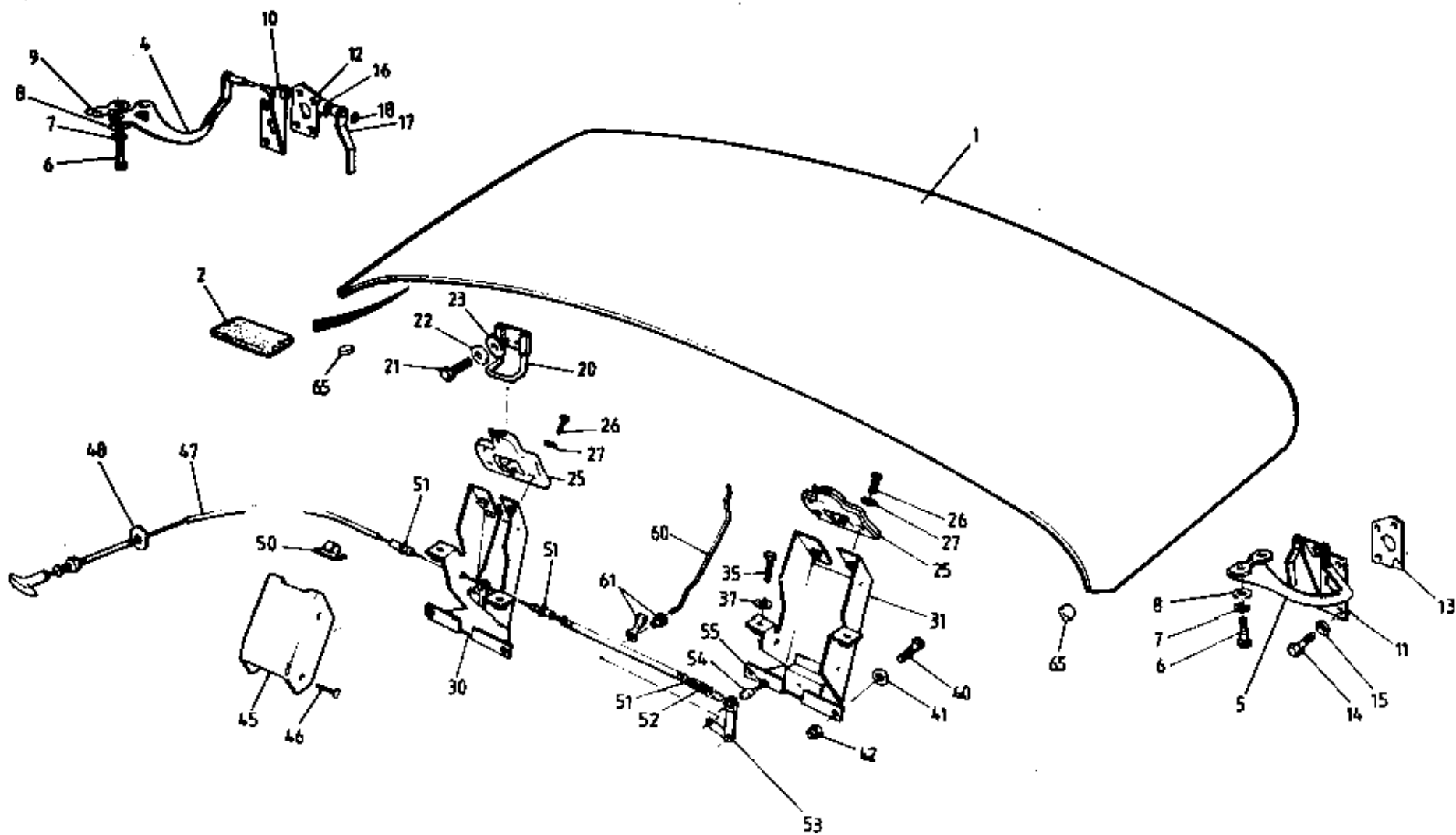
FUNCTION CODE	CONTENTS: Rear Boot/Trunk Lid & Hinges		QUANTITY		REMARKS
			PRIOR VIN *	FROM VIN *	
10.11A					
	PART DESCRIPTION	PART NUMBER			
1	Boot/Trunk Lid Assembly (inc. tapping plates)	A100B0950S	1) No CHMSL, Stage 1 body rear spoiler) " " " " " " > With CHMSL " " " " " > " " " " " " > " " Stage 2 body rear spoiler] See 10.17A for complete lock set] (For Stage 1 & 2 body descriptions, see introductory pages) CHMSL = Centrally Mounted High Stop Lamp, see 17.11A
	" " " " " "	B100B0950S		1	
	" " " " " "	A100B1308S	1		
	" " " " " "	B100B1308S		1	
	" " " " " "	A100B1306S	1		
5	Lock Cylinder (with keys), rear boot/trunk	A100U0095F	1		
	" " " " " "	A100U6054F		1	
6	Lever, boot lock	A100B1286H		1	
7	Bezel, " "	A100B0587F	1		
8	Spacer, " "	A100U6027H		1	
9	Pop Rivet, boot lock	A075W6069Z		1	
10	Clip, boot lock to boot lid	A100B0042F	1	1	
11	Grommet, blanking, lock access	A100U0469F	1	1	
15	Cover, boot lid security	A100B1216F	1	1	
16	Screw, No.6 x 1/2", cover fixing	A089W5138F	1	1	
17	Nut, Nyloc, M4, " "	A075W3049F	1	1	
20	Latch, boot lid	A100U0036F	1	1	
21	Screw, M6 x 16, latch to boot lid	A076W5090F	2	2	
22	Washer, spring, M6, " " " "	A075W4035Z	2	2	
25	Tapping Plate, latch to boot lid	A100U0078F	1	1	
26	Catch Plate, boot lid latch	A100U0037F	1	1	
27	Screw, M8 x 16, catch plate to body	A075W1036Z	1	1	
28	Washer, M8 x 20, " " " "	A079W4019F	1	1	
30	Bracket, boot lid downstop	A100B1215F	2	2	
31	Screw, M5 x 16, bracket to boot lid	A082W5117F	4	4	
32	Washer, spring, M5, " " " "	A082W4097F	4	4	
33	Rawlnut, M5, " " " "	A075W6074F	4	4	
34	Stop, adjustable, boot lid downstop	A082U7290F	2	2	
35	Lock Nut, M5, " " " "	A082W3088F	2	2	
40	Hinge Assembly, boot lid, RH	B100U0046F	1	1	
41	" " " " LH	B100U0047F	1	1	

* VIN R 6001 (S2)



FUNCTION CODE	CONTENTS: Rear Boot/Trunk Lid & Hinges	QUANTITY		REMARKS
		PRIOR VIN *	FROM VIN *	
10.11A	PART DESCRIPTION	PART NUMBER		
42	Setscrew, M6 x 16, hinge to boot lid	A075W1028Z	4	4
43	Washer, spring, M6, " " " "	A075W4035Z	4	4
44	Washer, M6 x 15, " " " "	A075W4015Z	4	4
45	Gasket, rubber, " " " "	A100B2512K	2	2
50	Tapping Plate, hinge to bulkhead	B100U0136F	2	2
51	Setscrew, M6 x 16, hinge to tapping plate	A075W1028Z	8	8
52	Washer, spring, M6, " " " "	A075W4035Z	8	8
53	Washer, M6 x 12, " " " "	A075W4013Z	8	8
55	Torsion Bar, boot lid, RH	B100U0018F	1	1
56	" " " " LH	B100U0017F	1	1
57	Washer, flat, M6 x 25, torsion bar to hinge	A075W4017Z	2	2
58	Roller, torsion bar	A100U6022F	2	2
60	Clip, torsion bar	A100W6382F	1	1
65	Clamping Plate, torsion bar, RH	A100U0302F	1	1
66	" " " " , LH	A100U0301F	1	1
69	Bracket, boot lamp mounting	B100U0202F	1	1
70	Brace, boot aperture centre front	B100U0331F	1	1
71	Screw, M6 x 10, brace to lamp bracket	A075W5088Z	2	2
72	Washer, spring, M6, " " " "	A075W4035Z	2	2
73	Washer, M6 x 12, " " " "	A075W4013Z	2	2
74	Washer, M6 x 25, brace to transom	A075W4017Z	1	1
75	Washer, spring, M6, " " " "	A075W4035Z	1	1
76	Nut, M6, " " " "	A075W3020Z	1	1

* VIN R 6001 (82)



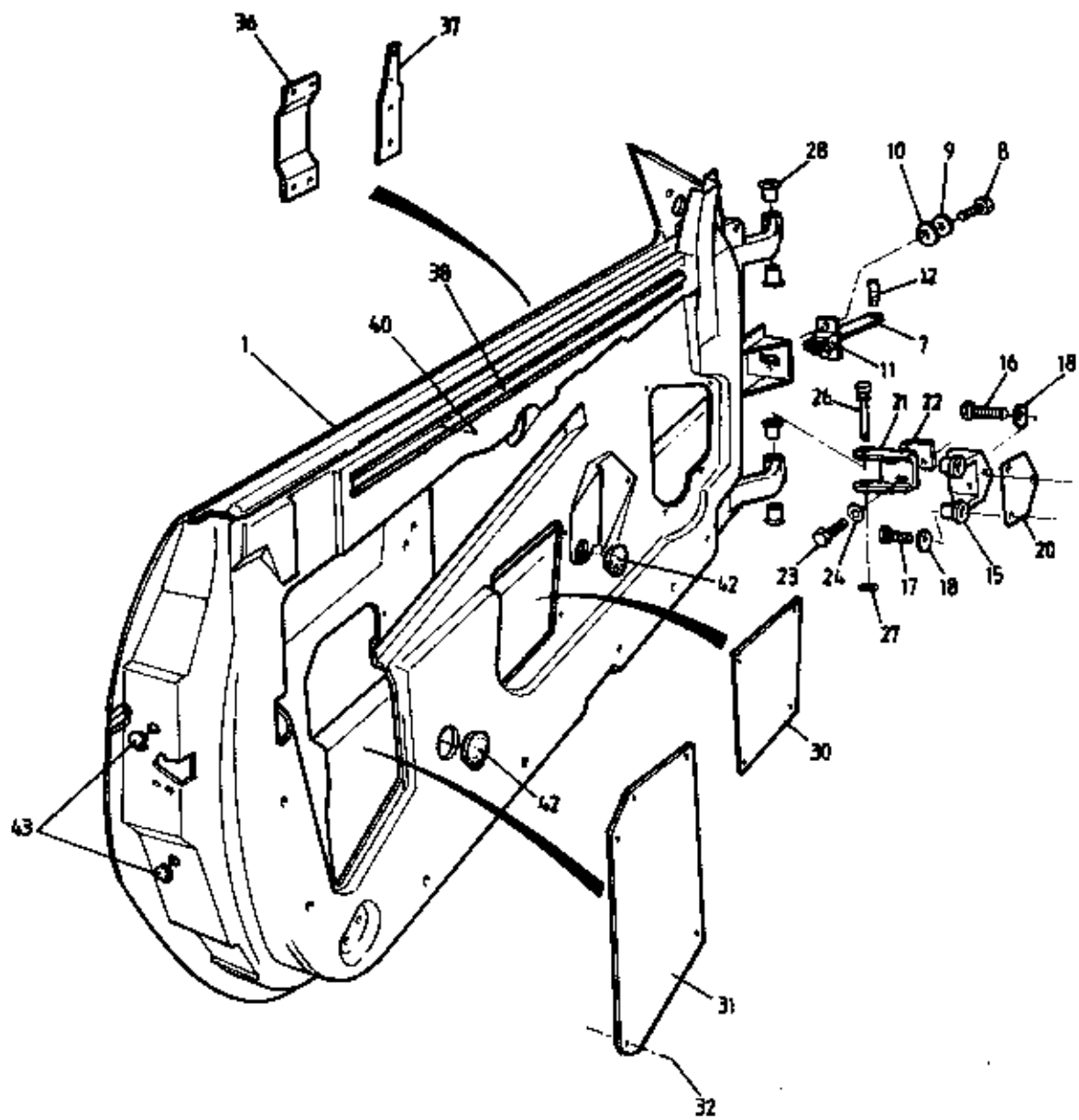
ELAN
1012A



FUNCTION CODE	CONTENTS: Hood Stowage Lid, Hinges & Release Mechanism		QUANTITY		REMARKS
			ALL		
10.12A	PART DESCRIPTION	PART NUMBER	ALL		
1	Lid Assembly, hood stowage (inc. tapping plates)	C100B0737J	1		
2	Seal, stowage lid infill, RH	A100V0614F	1) For other seals see 11.01A & 12.02A
	" " " " LH	A100V0613F	1		
4	Arm, stowage lid hinge, RH	B100U0008F	1)
5	" " " " LH	B100U0009F	1		
6	Setscrew, M6 x 16, arm to stowage lid	A075W1028Z	4		
7	Washer, M6 x 15, " " " "	A075W4015Z	4		
8	Washer, spring, M6, " " " "	A075W4035Z	4		
9	Gasket, rubber, " " " "	A100B2513K	2		
10	Bracket, stowage lid hinge, RH	C100U0010F	1		
11	" " " " LH	C100U0011F	1		
12	Tapping Plate, hinge bracket to transom, RH	B100U0138F	1		
13	" " " " " " LH	B100U0137F	1		
14	Setscrew, M6 x 16, hinge bracket/tapping plate	A075W1028Z	8		
15	Washer, M6 x 12, " " " "	A075W4013Z	8		
16	Sealing Ring, stowage lid pawl interlock	A100B0811F	2		
17	Pawl, stowage lid interlock	A100U0145F	2		
18	Clip, starlock, pawl to hinge arm	A100W6494F	2		
20	Striker, stowage lid	A100B0941F	2		
21	Socket Screw, M6 x 20, striker to stowage lid	A100W7096F	2		
22	Washer, M6 x 12, " " " "	B100W4127F	2		
23	Washer, M8 x 20, " " " "	A079W4019F	2		
25	Latch, stowage lid	A100U0036F	2		
26	Screw, M6 x 16, latch to latch bracket	A076W5090F	4		
27	Washer, spring, M6, " " " "	A075W4035Z	4		
30	Latch Bracket, RH	A100B0910F	1		
31	" " LH	A100B0909F	1		
35	Setscrew, M6 x 12, bracket to body	A075W1027Z	4		
37	Washer, flat, M6 x 12, " " "	A075W4013Z	4		
40	Setscrew, M5 x 12, " " "	A075W1021Z	4		
41	Washer, flat, M5 x 10, " " "	A075W4011Z	8		
42	Nut, Nyloc, M5, " " "	A075W3008Z	4		



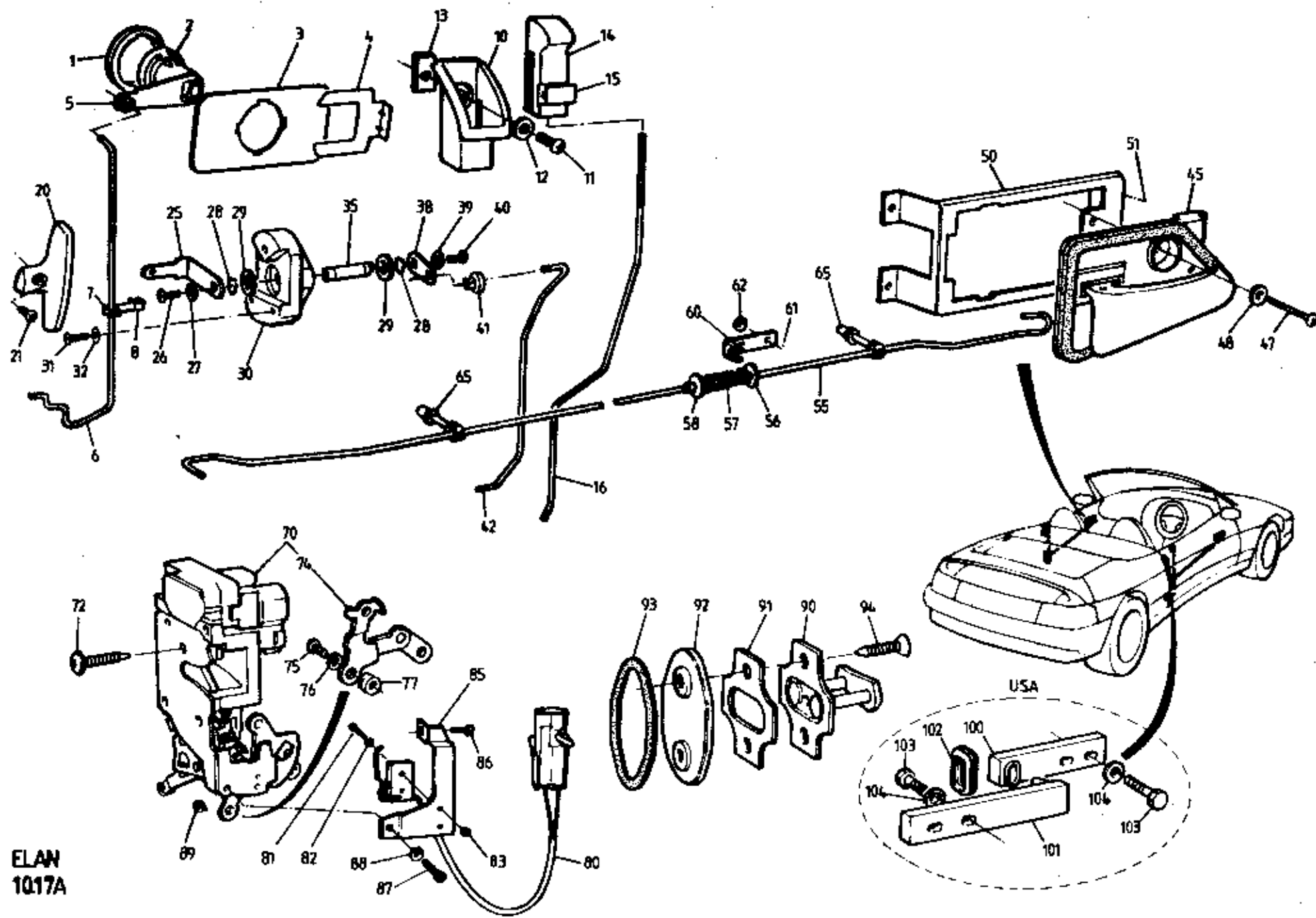
FUNCTION CODE	CONTENTS: Hood Stowage Lid, Hinges & Release Mechanism		QUANTITY		REMARKS
			ALL		
10.12A	PART DESCRIPTION	PART NUMBER	ALL		REMARKS
45	Cover, latch bracket	A100B0917K	2		
46	Fastex Scrivet, 5mm, Cover to latch bracket	A100W6479F	8		
47	Cable, stowage lid release	C100B0605F	1		
48	Washer, M10 x 30, cable to body	A075W4025Z	1		
50	Clip, cable securing	A100W6376F	2		
51	Snap Connector, cable to latch bracket	A100W6438F	3		
52	Spring, release cable	A100U6043F	1		
53	Actuating Lever Assembly, lid release	A100B0913F	2		
54	Nipple, release cable to lever	A100B1090F	2		
55	Setscrew, M5 x 10, release cable to lever	A100W1105F	2		
60	Actuating Rod, stowage lid release	A100B0916F	2		
61	Bush/Clip Assembly, actuating rod	A075U6033Z	2		
65	Buffer, self adhesive, clear, stowage lid	A100U6035F	2		



ELAN
10-15A




FUNCTION CODE	CONTENTS: Door Shell/Beam Assembly & Hinges	QUANTITY		REMARKS
		ALL		
10.15A				
1	Door Shell/Beam Assembly, RH	A100B0752J	1) Europe Prior VIN *) * VIN R 6001 (S2) > Europe From VIN * >) USA (with interlock))
	" " " " LH	A100B0753J	1	
	" " " " RH	B100B0752J	1	
	" " " " LH	B100B0753J	1	
	" " " " RH	A100B1290S	1	
	" " " " LH	A100B1289S	1	
7	Check Strap Assembly	A100B6006F	2	
8	Setscrew, special, M5 x 12, check strap fixing	A100B6138F	4	
9	Washer, s/p, M5, " " "	A075W4045Z	4	
10	Washer, flat, " " "	A075W4000Z	4	
11	Spacer, (ABS) door check strap	A100B2052K	2	
12	Sleeve Pin, " " "	A100B6020F	2	
15	Bracket, door hinge mounting	C100B0514F	4	
16	Screw, special, M8 x 60, hinge brkt. fwd. fix	A100A6033F	4	
17	Screw, special, M8 x 35, " " rear "	A100A6022F	8	
18	Washer, flat, M8 x 16, " " fixings	A075W4020Z	12	
20	Shim, hinge bracket to 'A' post	A100B0933F	4	
21	Hinge, door	C100B0048F	4	
22	Shim, hinge to hinge bracket	A100B0515F	8	
23	Setscrew, M8 x 25, hinge to hinge bracket	A075W1039Z	8	
24	Washer, M8 x 16, " " " "	A075W4020Z	8	
26	Hinge Pin, door pivot	B100B0080F	4	
27	Circlip, hinge pin retaining	A100B6001F	4	
28	Bush, door hinge	A100B6058F	8	
30	Closing Panel, door access, centre	A100U0416K	2	
31	" " " " rear	A100U0417K	2	
32	Fastex Scrivet, closing panel fixing	A100W6470F	18	
	Reinforcement Plate, grab handle, RH	A100B0376F	1	
36	" " " " LH	A100B0377F	1	
37	" " " " front	A100B0439F	2	
38	Reinforcement Channel, door panel inner	A100B0762F	2	
40	Pop Rivet, waterproof, channel/plate fixing	A075W6071Z	40	
	Washer, pop rivet	A075W4001Z	40	
42	Grommet, blanking, door panel inner	A079U6033F	4	
43	" " " " rear edge	A100B6270F	4	



ELAN
1017A



FUNCTION CODE	CONTENTS: Door Handles & Lock Mechanism		QUANTITY		REMARKS
			PRIOR VIN *	FROM VIN *	
10.17A					
1	Bezel, lock cylinder	A100B0587F	2		
2	Lock & Key Set	A100U6033F	1		Inc. door & boot locks > doors, boot, ignition, glovebox latch > & alarm key insert blank } Bonded to door inner }
	" " " " RHD	A100U6063F		1	
	" " " " LHD	B100U6055F		1	
3	Reinforcement Plate, door lock barrel	B100B0041F	2		}
	" " " " " "	C100B0041F		2	
4	Clip, door lock cylinder retaining	A100B0042F	2	2	
5	Clip, rod to lock lever	A100B6037F	2	2	
6	Rod, lock cylinder to latch, LH	E100B0073F	1	1	* VIN R 6001 (S2)
	" " " " " RH	E100B0074F	1	1	
7	Clip, door lock rod anti-rattle	A100W6432F	2	2) if fitted
8	" " " " " "	A100W6433F	2	2	
	Rubber Sleeve, door lock rod anti-rattle	A910K6786V	A/R	A/R	Single 'D' code key see LPR 024/07 door parts bulletin A117H0022F (key blank) or for various transmitters Door boot locks from Strattec Security Corp. USA  Flat on other side. Bottom lock can cut these
10	Escutcheon, interior lock button	A100B0090F	2	2	
11	Screw, No.10 x 5/8", escutcheon to door	A100W5191F	2	2	
12	Washer, M6 x 18, " " "	B082W4018F	2	2	
13	Spire Nut, No.10, " " "	A100W6375F	2	2	
14	Button, interior lock	A100B0089F	2	2	
15	Clamp, red, interior lock button (10 pack)	A100B6151H	2	2	
16	Rod, lock button to latch, LH	B100B0717F	1	1	
	" " " " " RH	B100B0716F	1	1	
20	Handle, exterior, door release, LH	A100U6009F	1	1	
	" " " " " RH	A100U6010F	1	1	
21	Screw, No.6 x 1/2, handle to lever	A100W5178F	2	2	
	Exterior Door Release Assembly, LH	D100U0181J	1	1) inc. # items
	" " " " " RH	D100U0182J	1	1	
25	Lever, door release	E100U0187F#	2	2	
26	Screw, M4 x 8, lever to shaft	A100W7095F#	2	2	
27	Washer, M4, " " "	A075W4062F#	2	2	
28	Circlip, 8mm, exterior release shaft	A100B6000F#	4	4	
29	Washer, flat, M8 x 16, exterior release shaft	A075W4020Z#	4	4	
30	Housing, exterior release	A100U0189F#	2	2	
35	Shaft, " " "	C100U0304F#	2	2	
38	Link, " " "	A100U0303F#	2	2	
39	Washer, M4, link to shaft	A075W4062F#	2	2	
40	Screw, M4 x 10, link to shaft	A075W5079F#	2	2	
41	Clip, rod to link	A100B6037F#	2	2	

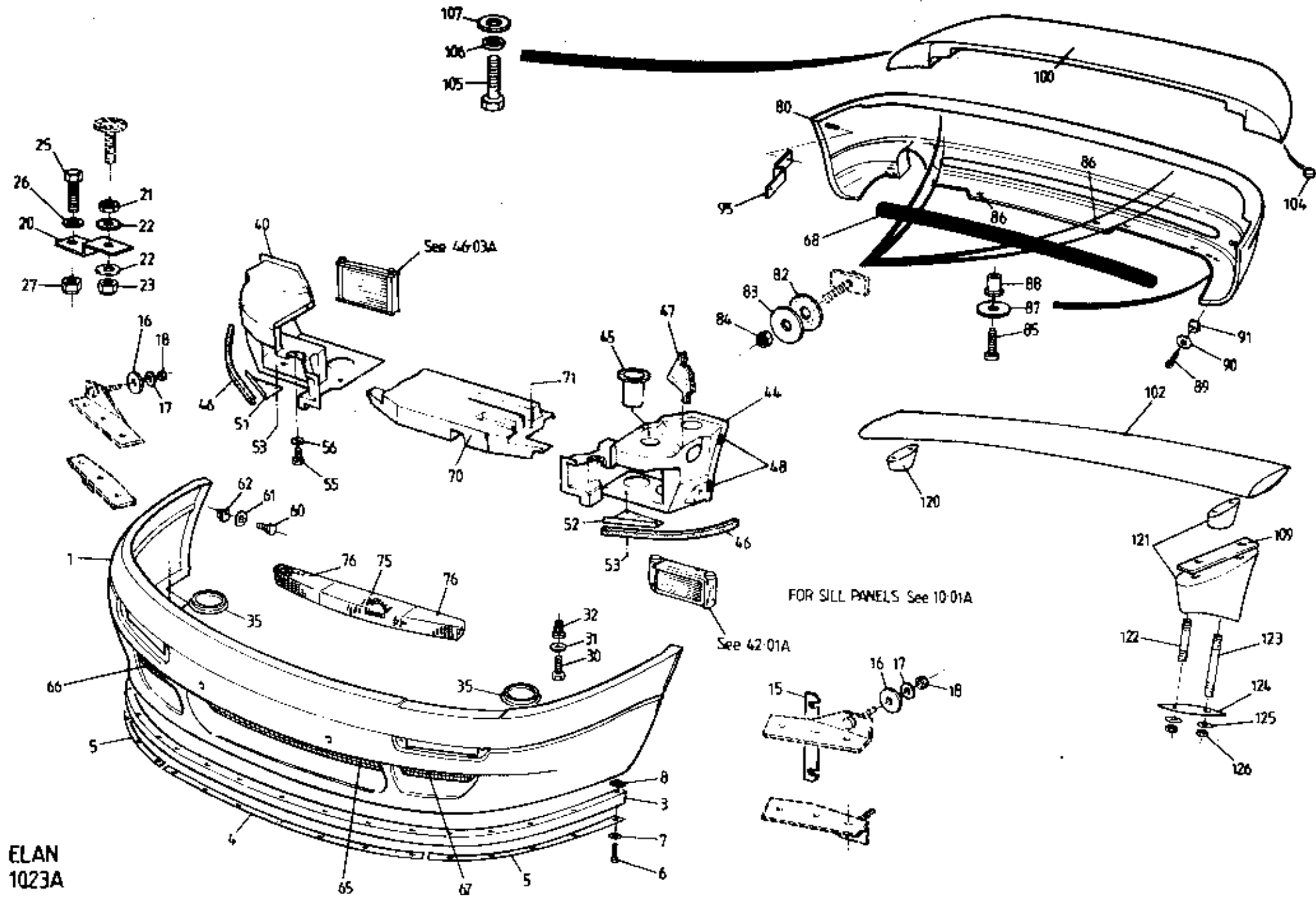


FUNCTION CODE	CONTENTS: Door Handles & Lock Mechanism	QUANTITY		REMARKS	
		PRIOR VIN *	FROM VIN *		
10.17A	PART DESCRIPTION	PART NUMBER			
42	Rod, exterior release to latch mechanism, LH	C100B0067F	1	1	white A100B6037F (Same as H1)
	" " " " " " RH	C100B0068F	1	1	
	Clip, door rods to mechanism	A100B6037F	4	4	
45	Handle, door interior, LH	A100B0539K	1	1	
	" " " " RH	A100B0538K	1	1	
47	Screw, M4 x 25, handle to mounting bracket	A100W5155F	2	2	
48	Washer, M6 x 12, " " " "	A075W4013Z	2	2	
50	Bracket, interior handle mounting	K100B0047F	2	2	
51	Pop Rivet, bracket to door	A075W6071Z	8	8	
55	Rod, interior handle to latch mechanism, LH	J100B0071F	1	1	
	" " " " " " RH	J100B0072F	1	1	
56	Washer, flat, spring retaining	A075W4062F	2	2	
57	Spring, rod return	A100U6015F	2	2	
58	Bush, spring retaining	A100B0862F	2	2	
60	Bracket, rod return spring retaining	B100B0671F	2	2	
61	Pop Rivet, bracket to door	A075W6071Z	4	4	
62	Washer, pop rivet	A075W4000Z	4	4	
65	Clip, rod support	A075J6027Z	6	6	
70	Latch/CDL Mechanism, LH incl. door & int. lamp switch	B100B0093F	1	1	
	" " " " " " RH	B100B0094F	1	1	
72	Screw, latch to door	A100B6148F	6	6	
74	Lever Assembly, door latch	A100U0381F	2	2	
75	Screw, M4 x 10, door latch lever	A075W5079F	2	2	
76	Washer, M4, s/p, " " "	A075W4086F	2	2	
77	Stop, door latch lever	A100U0381F	2	2	
80	Switch, lock sensing	C100B6065F	2	2	
81	Screw, M3 x 20, switch to bracket	A082W5163F	4	4	
82	Washer, flat " " "	A075W4000Z	4	4	
83	Nut, M3, Nyloc, " " "	A079W3060F	4	4	
85	Bracket, lock sensing switch mounting, LH	B100U0335F	1	1	
	" " " " " " RH	B100U0336F	1	1	
86	Screw, No.8 x 3/8", bracket top fixing	A075W5032Z	2	2	

* VIN R 6001 (S2)



FUNCTION CODE	CONTENTS: Door Handles & Lock Mechanism		QUANTITY		REMARKS
			PRIOR VIN *	FROM VIN *	
10.17A	PART DESCRIPTION	PART NUMBER			
87	Screw, 4BA x 5/16", bracket lower fixing	A100W5181F	2	2	
88	Washer, 4BA, " " "	A079W4073F	2	2	
89	Nut, plain, 4BA, " " "	A079W3057F	2	2	
90	Striker, door latch	A100B0095F	2	2	
91	Shim, door latch striker	A100B0096F	2	2	
92	Seal Plate " " "	A100B0510F	2	2	
93	Seal, " " "	A100B0513F	2	2	
94	Screw, " " "	A100B6147F	4	4	
100	Locator Bar, female door interlock, LH	C100B0481F	1)
	" " " " " RH	C100B0482F	1)
101	" " 'B' Post, male door interlock, LH	C100B0479F	1)
	" " " " " " RH	C100B0480F	1) USA, Canada & Australia (if fitted)
102	Seal, door interlock bar through door panel	A100B0541F	2)
103	Bolt, M8 x 25, door interlock bar fixing	A100W2118F	8)
104	Washer, M8 x 20, " " " "	A075W4019F	8)
					* VIN R 6001 (S2)



ELAN
 1023A



FUNCTION CODE	CONTENTS: Bumpers, Side Radiator Ducts, Spoilers & Grilles		QUANTITY		REMARKS
			NON USA	USA	
10.23A	PART DESCRIPTION	PART NUMBER			
	Mudflap Kit, front	A100B2481F	1	1	
	" " rear	A100B2482F	1	1	
1	Bumper/Spoiler, front	C100B0473J	1		No side marker lamps
	" " "	A100B0474J	1	1	Provision for side marker lamps (Feb '95)
3	Spoiler Lip, rubber, front bumper	B100B0502F	1	1	
4	Clamp Plate, lip spoiler to bumper, centre	A100B0701K	1	1) If fitted
5	" " " " " " sides	A100B0700K	2	2)
6	Screw, No.10 x 3/4", spoiler to bumper	A075W5041Z	17	17	
7	Washer, M6 x 15, " " "	A082W4133F	17	17	
8	Spire Nut, No.8, " " "	A075W6016Z	17	17	
15	Shim, front bumper	A100B0405F	A/R	A/R	
16	Washer, flat, front bumper fixing	A075W4022Z	0	0	
17	Washer, flat, M6 x 16, front bumper fixing	B082W4018F	4	4	
18	Nut, Nyloc, M6, " " "	A075W3009Z	4	4	
20	Bracket, front bumper to top shell	A100B0923F	2	2	
21	Locknut, M6, bracket " " "	A082W3085F	2	2	
22	Washer, flat, M6 x 25, bracket to top shell	A075W4017Z	4	4	
23	Nut, Nyloc, M6, " " " "	A075W3009Z	2	2	
25	Setscrew, M6 x 20, bumper to bracket	A075W1030Z	2	2	
26	Washer, flat, M6 x 25, bumper to bracket	A075W4017Z	4	4	
27	Nut, Nyloc, M6, " " " "	A075W3009Z	2	2	
30	Setscrew, front bumper lower to quarter panel	A075W1030Z	2	2	
31	Washer, flat, " " " " "	A075W4017Z	2	2	
32	Rivnut, M6, " " " " "	A075W3031Z	2	2	
35	Grommet, front bumper lower	X026B0371Z	2	2	
	Foam, front bumper centre section	A100B0331F		1	
	" " " side, RH	A100B1164F		1	
	" " " " LH	A100B1163F		1	
40	Oil Cooler Mounting Duct, RH	F100B0384K	1		Turbo
	" " " " RH	F100B0400K	1		N.A.
	" " " " RH	C100B1028J		1	
44	Chargecooler Mounting Duct, LH	E100B0385K	1		
	" " " " LH	C100B1027J		1	
45	Duct, interior air intake	A100B0925K	1	1	
46	Seal, neoprene, bumper to quarter panels	A054B6110V	A/R	A/R	10mm thick



FUNCTION CODE	CONTENTS: Bumpers, Side Radiator Ducts, Spoilers & Grilles	QUANTITY		REMARKS	
		NON USA	USA		
10.23A	PART DESCRIPTION	PART NUMBER			
47	Seal, HVAC duct	A100B0921F	1	1	HVAC = Heater Ventillation/Air Conditioning
48	Captive Nut, quarter panel to wheelarch	A100W6362F	4	4	
	Panel, radiator seal front quarter, RH	C100B1154K		1	20mm thick
	" " " " " LH	C100B1153K		1	
	Seal, foam, radiator seal front quarter	A100U6011V	A/R	A/R	
	" quarter panels to armature/bumper	A100B6039V	A/R	A/R	
51	Bracket, seal support, quarter panel, RH	A100B0650K	1	1	
52	" " " " " LH	A100B0651K	1	1	
53	Pop Rivet, bracket to quarter panel	A075W6066Z	6	6	
55	Setscrew, quarter panel to chassis front frame	A075W1036Z	6	6	
56	Washer, flat, " " " " " "	A075W4021Z	6	6	
60	Setscrew, front bumper to quarter panel	A075W1036Z	4	4	
61	Washer, flat, " " " " " "	A075W4021Z	4	4	
62	Cage Nut, M8, " " " " " "	A100W6363F	4	4	
65	Grille, front bumper, air intake, centre	B100B0522F	1	1	
66	" " " " " RH	B100B0524F	1	1	
67	" " " " " LH	B100B0523F	1	1	
68	" rear bumper	A100B0813F	1	1	
70	Crash Structure, front	A100B0342K	1		Bonded to chassis front frame
71	Pop Rivet, structure to chassis front frame	A075W6092Z	3		
75	Energy Absorber, centre	A100A0919F		1	
76	" " sides	A100A0920F		2	
80	Bumper Assembly, Rear (inc. stud plates)	B100B0475J	1		No side marker lamps Provision for side marker lamps
	" " " " " /spacers)	B100B0476J		1	
82	Washer, foam, rear bumper to body	A100U0396F	4	4	
83	Washer, flat, M8 x 50, " " "	A100U0397F	4	4	
84	Nut, Nyloc, M8, " " "	A075W3010Z	4	4	
85	Screw, M5 x 25, rear bumper lower fixing	A082W5115F	3	3	
86	Screw, M5 x 20, " " " centre fix	A075W5084F	2	2	
87	Washer, M5 x 25, " " " fixing	A082W4098F	5	5	
88	Rawlnut, M5, " " " "	A075W6074F	5	5	
89	Screw, rear bumper edges to body	A075W5037Z	4	4	
90	Washer, " " " " " "	A082W4129F	4	4	
91	Spire Nut, " " " " "	A075W6014Z	4	4	

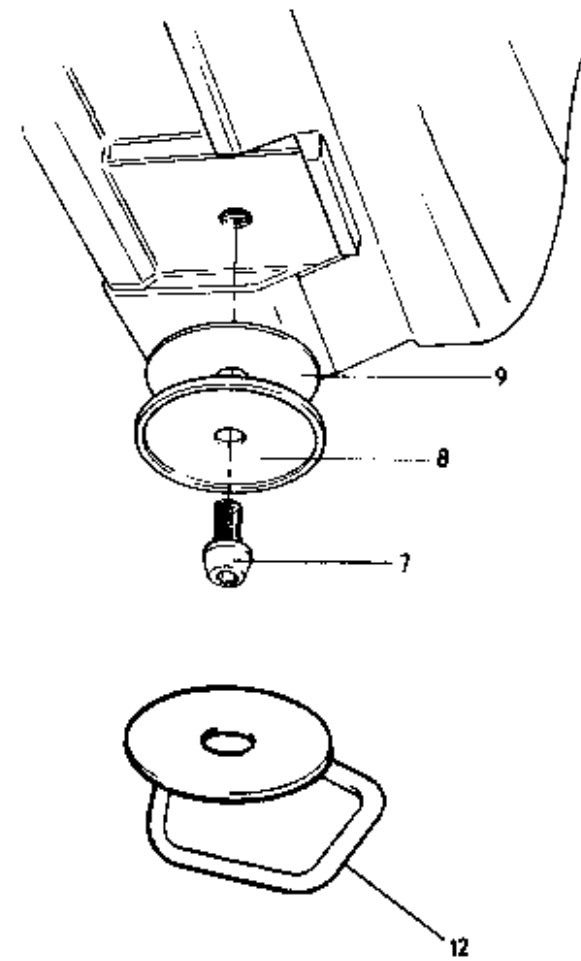
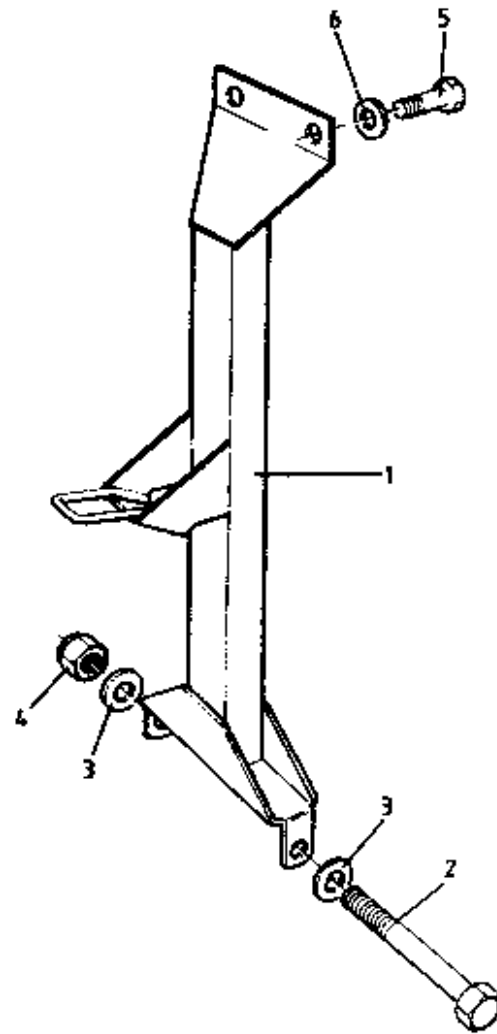


FUNCTION CODE	CONTENTS: Bumpers, Side Radiator Ducts, Spoilers & Grilles	QUANTITY		REMARKS
		NON USA	USA	
10.23A				
	PART DESCRIPTION	PART NUMBER		
	Shim, rear bumper mounting	A100B0731F	4	
	" " " "	A100B0446F		20
	Washer, flat, rear bumper to body	A075W4008Z		4
	Bush, rubber, " " " "	A100B0448F		4
	Washer, flat, M8 x 25, " " "	A075W4021Z		4
95	Bracket, rear bumper side fixing/body stay brkt.	TMI4674	2	2)
	Spacer Washer, " " "	A075W4020Z	A/R	A/R) if fitted (later cars)
	Washer, flat, M6 x 12, rear bumper side fixing	A075W4013Z	4	4)
	Nut, Nyloc, M6, " " " "	A075W3009Z	4	4)
100	Spoiler, rear (inc. tapping plates)	A100B0241J	1	No CHMSL) Stage 1 Body type
	" " " " "	A100B1046J	1	Provision for CHMSL)
102	" " " " "	A100B1217J		1 No CHMSL > Stage 2 Body type
	" " " " "	B100B0936J		1 Provision for CHMSL >
104	Buffer, rubber, spoiler to body	A100U6035F	2	
105	Setscrew, M6 x 25, spoiler to boot lid	A075W1031F	4	
106	Washer, spring, M6, " " " "	A075W4035Z	4	
107	Washer, flat, M6 x 25, " " " "	A075W4017Z	4	
	Shim, 1.5mm, " " " "	A100B6115K	A/R	
	" 2.4mm, " " " "	A100B6116K	A/R	
	" 3.2mm, " " " "	A100B6117K	A/R	
109	" rear spoiler pedestal to spoiler	B100B1071K		6
	" " " " " " front	A100B1249K		2
	" " " " " " rear	A100B1250K		2



FUNCTION CODE	CONTENTS: Bumpers, Side Radiator Ducts, Spoilers & Grilles	QUANTITY		REMARKS
		NON USA	USA	
10.23A				
	PART DESCRIPTION	PART NUMBER		
120	Pedastal, rear spoiler to boot lid, RH	A100B1048K		
121	" " " " " " LH	A100B1049K		
122	Stud, M6 x 72, pedastal/spoiler fix, front	A100B1083F		
123	" M6 x 118, " " " rear	A100B1082F		
124	Gasket, pedastal base to boot lid	B100B1076F		
125	Washer, M6 x 20, pedastal to boot lid	A075W4016Z		
126	Nut, Nyloc, M6, " " " "	A075W3009Z		
	Protective Film, rear quarter panel, RH	A100B2472K	1	1
	" " " " " LH	A100B2473K	1	1
	" " sill, RH	A100B2470K	1	1
	" " " LH	A100B2471K	1	1

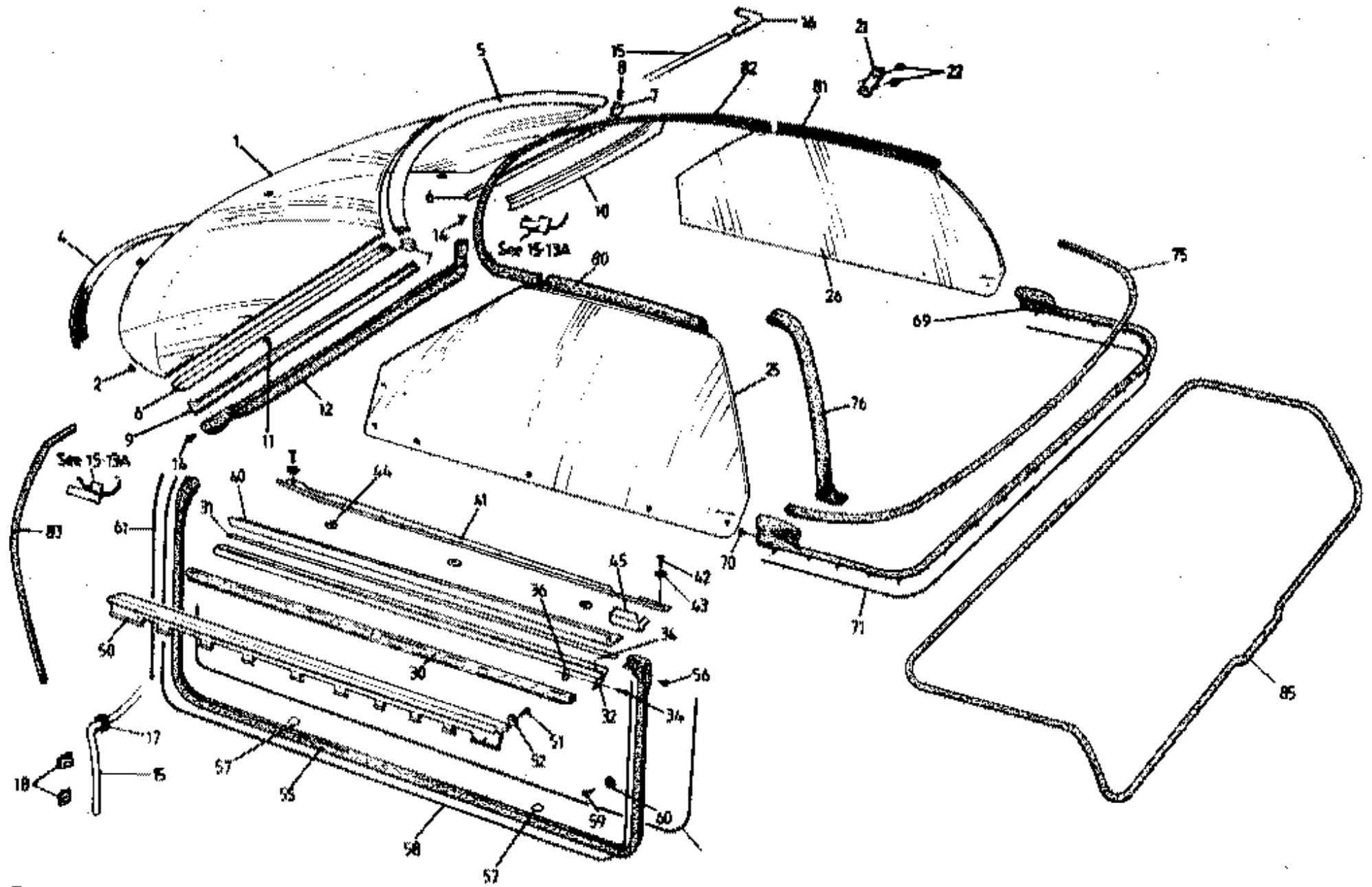
)
) Stone chip protection
)
)



ELAN
10-31A



FUNCTION CODE	CONTENTS: Towing Eye, Tie-Down Eyes & Jacking Points	QUANTITY		REMARKS
		ALL		
10.31A				
	PART DESCRIPTION	PART NUMBER	ALL	
1	Towing Eye Strut	B100A0635F	1	
2	Bolt, M8 x 90, front stay to front frame lower	A075W2048Z	1	
3	Washer, flat, M8 x 16, " " " " "	A075W4020Z	2	
4	Nut, Nyloc, M8, " " " " "	A907E6284F	1	
5	Setscrew, M6 x 12, " " " " upper	A075W1027Z	2	
6	Washer, flat, M6 x 12, " " " " "	A075W4013Z	2	
7	Bolt, conical head, jacking point	B100A0295F	4	
8	Plate, jacking point bolt	A100A0180F	4	
9	Shim, jacking point plate, 1.0mm	A100A0622F	A/R	
	" " " " 1.5mm	A100A0623F	A/R	
	" " " " 3.0mm	A100A0624F	A/R	
12	Tie Down Eye	A100A0732F	4	Fit to jacking points, for transit only.



ELAN
11.01A



FUNCTION CODE	CONTENTS: Glazing, Weatherstrips & Seals	QUANTITY		REMARKS
		PRIOR VIN *	FROM VIN *	
11.01A	PART DESCRIPTION	PART NUMBER		
	"Betaseal" Screen Fitting Kit comprises: Betaseal 71904 in 300cc cartridge Glass primer applicator bottle Glass primer applicator head & felt pad Glass primer, black, 84132-11 Wipe Cleaner No.4 Piano Wire 0.6mm x 120cm Special Cleaning Paper Spacing Blocks 10 x 14 x 20mm	A075B6158J	A/R	A/R
			1	1
			1	1
			1	1
			1	1
			1	1
			1	1
			4	4
1	Fixing Kit, interior rear view mirror	A100B6230S	1	1
	Windscreen, bronze tint	A100B0013F	1	1
	" green "	C100B1124F	1	1
	" no tint	C100B0887F	1	1
2	Spacer Block	A075U0588Z	4	4
4	Seal, scuttle panel to bonnet	A100V0078F	1	1
5	Finisher, windscreen upper edge	A100B0727F	1	1
6	" " sides	A100B0728F	2	2
7	Cap, windscreen finishers	A100E0661F	2	2
8	Screw, No.4 x 1/2, cap securing	A100W5149F	4	4
9	Carrier, 'A' pillar seal, LH	A100U0487F	1	1
10	" " " " RH	A100U0488F	1	1
11	Screw, M4 x 12, seal carrier to 'A' post	A100W5189F	1	1
12	Seal, 'A' pillar, LH	B100V0117F	1	1
	" " " " RH	B100V0118F	1	1
14	Drive Fastener, seal fixing	A079W6159F	6	6
15	Drain Tube, 'A' post	A100B1139K	2	2
16	Connector, drain tube	A100B1138F	2	2
17	Grommet, drain tube thro' 'A' post	X054J6007Z	2	2
18	Clip, drain tube securing	A100B6158F	4	4
	Watershield, 'A' post, LH	B100B1135K	1	1
21	" " " " RH	B100B1136K	1	1
22	Push Fastener, watershield to body	A079W6159F	4	4

Used for windscreen & door drop glass

contains mounting plinth & adhesive
) as fitted
) - - From June 1990
 Australia

*Finisher, screen bottom edge
 B082V7167F*

)
) if fitted
)

* VIN M 8161



FUNCTION CODE	CONTENTS: Glazing, Weatherstrips & Seals	QUANTITY		REMARKS
		PRIOR VIN *	FROM VIN *	
11.01A				
	PART DESCRIPTION	PART NUMBER		
25	Drop Glass, LH, bronze tint	B100B0111F	1)
	" " " green "	B100B1125F	1) as fitted
26	" " RH, bronze tint	B100B0112F	1)
	" " " green "	B100B1126F	1)
30	Brush Seal, door drop glass	AQ89V6166V	A/R	A/R
31	Tape, double sided, brush seal to carrier	B100B6088V	A/R	A/R
32	Carrier, brush seal, LH	H100B0765F	1	1
	" " " RH	H100B0766F	1	1
34	Pop rivet, brush seal carrier to door panel	A075W6094Z	12	12
36	Washer, pop rivet	A075W4001Z	2	2
40	Finisher Strip, door drop glass, LH	A100B0845F	1	
	" " " " " LH	B100B0845F		1
	" " " " " RH	A100B0846F	1	
	" " " " " RH	B100B0846F		1
41	Clamp Plate, finisher strip to door inner	C100B0630F	2	2
42	Screw, No.6 x 1/2", clamp plate fixing	A075W5014Z	16	16
	Screw, No.8 x 1/2", " " "	A100W5203F	16	16
43	Washer, M5 x 10, " " "	A075W4011Z	16	16
44	Washer, flat, " " "	A075W4001Z	6	6
45	Decal, belt seal extension, LH	A100V0621F	1	1
	" " " " " RH	A100V0622F	1	1
50	Wipe Seal, drop glass outer, LH	G100B0773F	1	
	" " " " " LH	H100B0773F		1
	" " " " " RH	G100B0772F	1	
	" " " " " RH	H100B0772F		1
51	Screw, No.8 x 1/2", outer seal to door	A100W5203F	20	20
52	Washer, flat, " " " "	A075W4001Z	20	20
55	Door Seal, LH	A100V0115F	1	
	" " LH	C100V0115F		1
	" " RH	A100V0116F	1	
	" " RH	C100V0116F		1
56	Drive Fastener, door seal fixing	A079W6159F	2	2

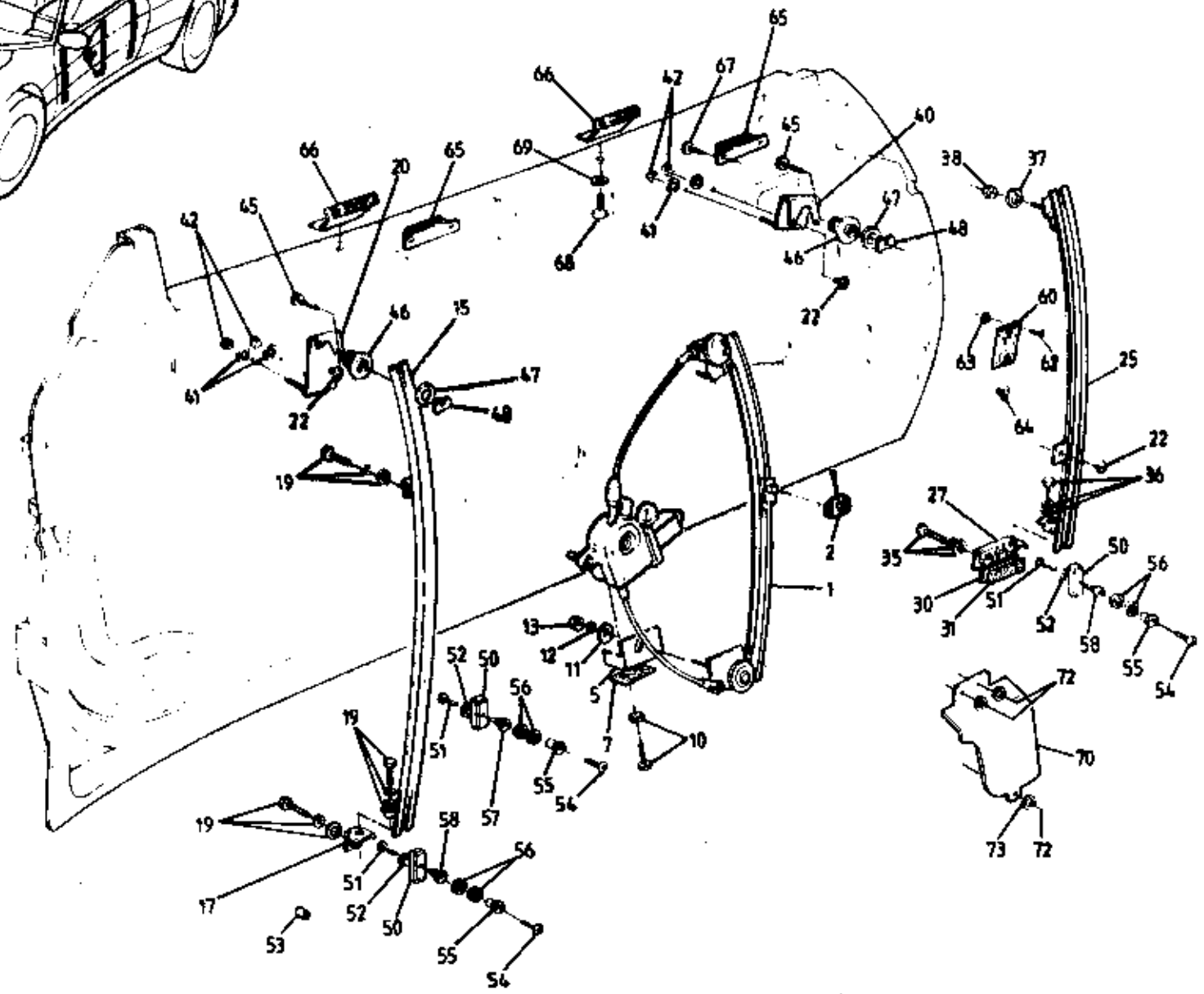
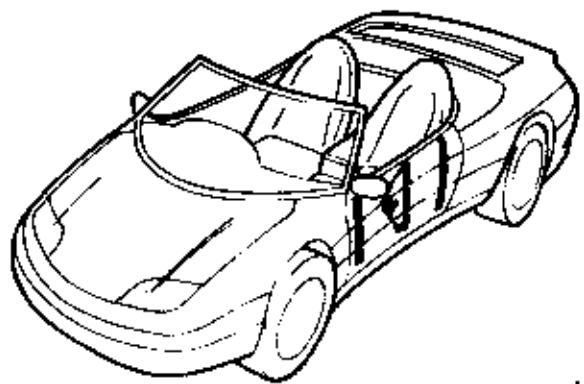
Use only with A075W5014Z

See Service Notes: BK Addenda Page 84/85

* VIN H 8161



FUNCTION CODE	CONTENTS: Glazing, Weatherstrips & Seals		QUANTITY		REMARKS
			PRIOR VIN *	FROM VIN *	
11.01A	PART DESCRIPTION	PART NUMBER			
57	Spacer, door seal lower edge to kick plates	A100U6049F	4	4	
58	Beading, butyl, 3.0mm, door seal to door	A100B6207V	A/R	A/R	
59	Screw, No.6 x 1/4", door trim to waist seal	A075W6453F	2	2	
60	Cup Washer, " " " " "	A100W6453F	2	2	
61	Beading, butyl, 4.5mm, door seal front section	A100B6208V	A/R	A/R	
	Seal, 'A' post to sill, LH	A100V0303K	1	1	
	" " " " " RH	A100V0304K	1	1	
69	Seal, stowage lid	D100V0119F	1	1	
70	Drive Fastener, stowage lid seal	A079W6159F	2	2	
71	Beading, butyl, 3.0mm, stowage lid seal	A100B6207V	A/R	A/R	
75	Seal, hood to stowage lid	B100V0120H	1	1	} part of hood, for replacement see 11.01A
76	" falling pillar, LH	A100V0121F	1	1	
	" " " RH	A100V0122H	1	1	
	" " " RH	C100V0122F		1	
80	Seal, Cant Rail, LH	A100V0125F	1	1	
81	Seal, Cant Rail, RH	A100V0124F	1	1	
82	Seal, Header Rail	A100V0125H	1		
	Seal, Header Rail	B100V0125F		1	* VIN N 8161
83	Seal, Bulkhead to 'A' panel covers	A089U6055F	A/R	A/R	
85	Seal, Boot lid	B100V0079F	1	1	
	Roof Seal Lubricant, (Dow Corning Silicone Grease)	A082M6299V			



ELAN
T102A

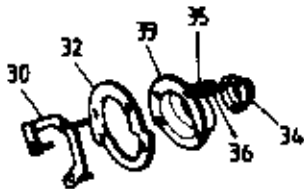
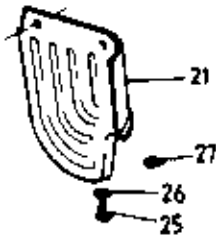
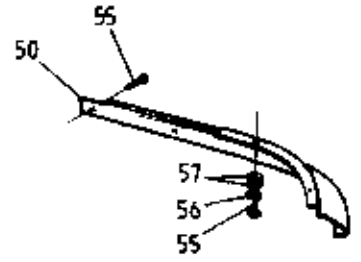
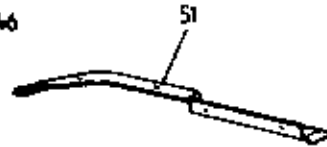
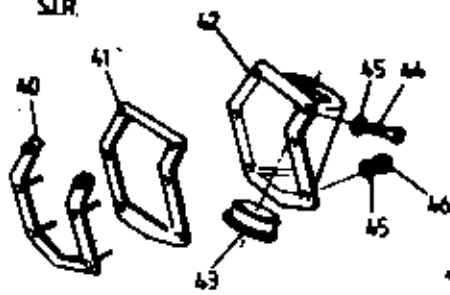


FUNCTION CODE	CONTENTS: Door Window Lift Mechanism & Channels		QUANTITY		REMARKS
			ALL		
11.02A	PART DESCRIPTION	PART NUMBER			
1	Regulator Assembly, window lift, LH	B100B0079F	1		Refer LSL 442
	" " " " RH	B100B0078F	1		
2	Clip, 'Butterfly', glass to regulator	A100B6271S	2		Fixes to A100B6210/1S
	Slide, window regulator, LH	A100B6211S	1		
	" " " " RH	A100B6210S	1		
5	Support Bracket, regulator, LH	E100B0050F	1		
	" " " " RH	E100B0049F	1		
7	Gasket, support bracket to door inner	A100B1168F	2		
10	Screw & Washer Kit, M6 x 16, bracket to door	A100U6037F	4		
11	Washer, flat, M6 x 25, " " "	A075W4017Z	4		
12	Washer, s/p, M6, regulator to bracket	A075W4046Z	10		
13	Nut, M6, " " " "	A075W3020Z	10		
15	Guide Channel, door drop glass, front, LH	E100B0839F	1		
	" " " " " " RH	E100B0838F	1		
17	Support Bracket, front guide, LH	B100B0837F	1		
	" " " " " " RH	B100B0836F	1		
19	Screw/Washer Kit, front guide/door inner panel	A100U6037F	4		
20	Locking Plate, glass upstop, front, LH	E100B0323F	1		
	" " " " " " RH	E100B0322F	1		
22	Grommet, locking plate	A089U6135F	10		
25	Guide Channel, door drop glass, rear, LH	D100B0841F	1		
	" " " " " " RH	D100B0840F	1		
27	Bracket, guide to door bottom, LH	D100B0039F	1		
	" " " " " " RH	D100B0038F	1		
30	Spacer, guide bracket to door	A100B1042F	8		
31	Gasket, " " " "	A100B1141F	2		
35	Screw/Washer Kit, M6 x 25, guide bracket/door	A100U6038F	4		
36	" " " M6 x 16, guide to bracket	A100U6037F	2		
37	Washer, flat, M6 x 20, guide upper fixing	A075W4016Z	2		
38	Nut, Nyloc, M6, " " "	A075W3009Z	2		
40	Locking Plate, glass upstop, rear	D100B0319F	2		
41	Washer, flat, M6 x 18, locking plate/door inner	B082W4018F	8		
42	Nut, Nyloc, M6, " " " "	A075W3009Z	8		


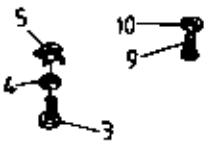
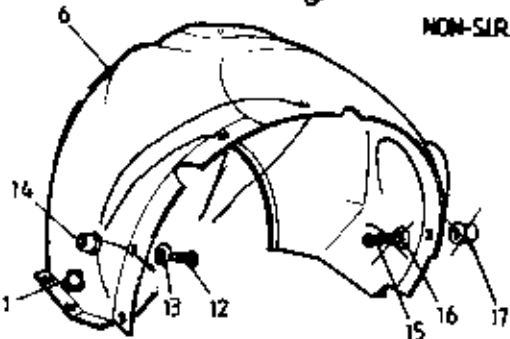
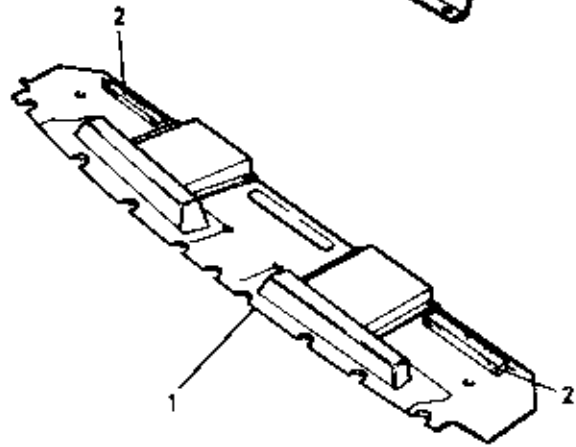
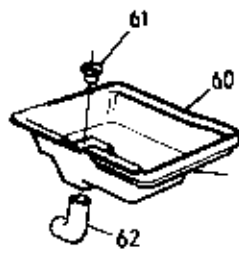
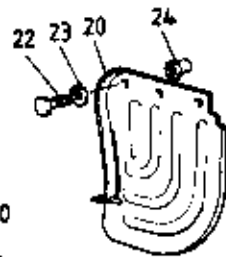


FUNCTION CODE	CONTENTS: Door Window Lift Mechanism & Channels		QUANTITY		REMARKS
			ALL		
11.02A	PART DESCRIPTION	PART NUMBER	ALL		
45	Screw, M5 x 20, guide cone to retaininer	A089W5106F	4		
46	Upstop Cone, door glass	A100B0817F	4		
47	Washer, cone retaining	A100B0749F	4		
48	Retainer, cone	A100B0436F	4		
50	Slider Block, door drop glass guide R/B 'B level'	A100B1097KS	8		
51	Screw, M4 x 6, slide to mounting boss	A100W5136F	8		
52	Washer, flat, " " " "	A075W4062F	8		
53	Spacer Tube, slider block	A100B1089K	8		
54	Socket Screw, M4 x 16, slider boss to glass	A100W7079F	4		
55	Spigot Bush, boss to glass	C100B0115F	6		
56	Washer, rubber, boss to glass	B100B0535F	12		
57	Boss, slider mounting, front top (7.5mm)	B100B0536F	2		
58	" " " " (11.5mm)	B100B0537F	6		
60	Plate, slider mounting, LH	A100B1233F	1		
	" " " " RH	A100B1234F	1		
62	Screw, M4 x 10, glass mounting plate	A100W7079F	2		
63	Nut, Nyloc, M4, " " "	A075W3049F	2		
64	Grommet, glass/mounting plate spacing	A089U6135F	8		
65	Support Pad, door glass, outer	A100B0828F	4		R/B B100B0828F
	" " " " "	B100B0828F	4		
66	" " " " inner	A100B0831F	4		
67	Screw, No.6 x 1/2", outer support pad to door	A075W5015Z	8		
68	Screw, M4 x 16, inner support pad to door	A100W5133F	4		
69	Washer, M4 x 9, " " " " "	A082W4099F	4		
70	Dripshield, door window regulator, LH	C100B0775K	1		
	" " " " " RH	C100B0774K	1		
72	Pop Rivet, dripshield to door inner	A075W6071Z	6		
73	Washer, pop rivet	A075W4001Z	6		

SIR



NON-SIR



ELAN
1201A

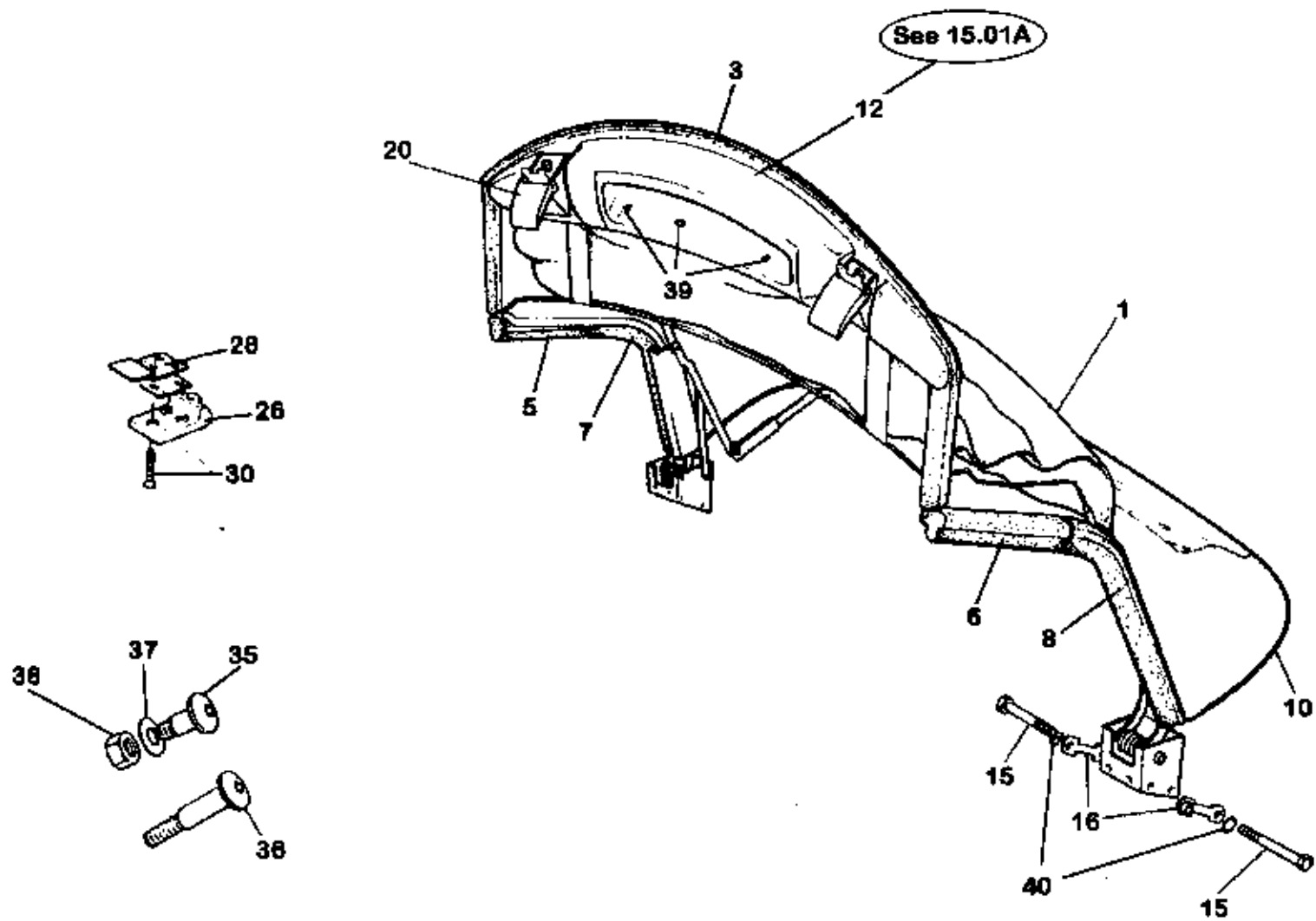


FUNCTION CODE	CONTENTS: Exterior Attached Panels	QUANTITY		REMARKS
		NON S.I.R.	S.I.R.	
12.01A	PART DESCRIPTION	PART NUMBER		
1	Radiator Duct Undertray	B100B0378K	1	
	" " "	B100B1039K	1	1
2	Foam, undertray sealing	A100U6011V	A/R	A/R
3	Setscrew, M6 x 18, Undertray fixing	A075W1029Z	8	9
4	Washer, flat, M6 x 18, " "	B082W4018F	8	8
5	Cage Nut, M6, " "	A100W6362F	4	4
6	Liner, front wheelarch, LH	C100B0591F	1	1
7	" " " RH	C100B0592F	1	1
8	Captive Nut, wheelarch liner fixing	A100B6032F	4	4
9	Setscrew, M6 x 18, wheelarch liner front fix	A075W1029Z	4	4
10	Washer, M6 x 18, " " " "	B082W4018F	4	4
11	Jacknut, M6, " " " "	A075W3031Z	4	4
12	Setscrew, M6 x 16, thin head, liner fixing	A075W1082Z	8	8
13	Washer, M6 x 25, " "	A075W4017Z	8	8
14	Rawlnut, M6, " "	A075W6140F	8	8
15	Screw, No. 10 x 1/2, liner rear fixing	A075W5040Z	8	8
16	Washer, flat, " " " "	A075W4063Z	8	8
20	Filler Panel, rear wheelarch to rear bumper, LH	A100B0685F	1	1
21	" " " " " " " RH	C100B0684F	1	1
22	Setscrew, M6 x 16,, thin head, liner fixing	A075W1082Z	6	6
23	Washer, M6 x 25, " "	A075W4017Z	6	6
24	Rawlnut, M6, " "	A075W6140F	6	6
25	Screw, No.8 x 3/4", " "	A075W5037Z	4	4
26	Washer, flat, " "	A075W4063Z	4	4
27	Spire Nut, No.8, " "	A075W6016Z	4	4
30	Stud Plate, steering column infill	A100U0223F	1	LHD
	" " " " " "	A100U0224F	1	RHD
32	Seal, steering column stud plate	B100B6030F	1	
	Hose Clip, 50-70mm, stud plate seal	A100E6082F	1	
33	Panel, steering column infill	B100B0255K	1	LHD
	" " " " " "	B100B0254K	1	RHD
34	Seal, " "	B100H0032F	1	
35	Washer, flat, stud plate fixing	A075W4002Z	4	
36	Nut, Nyloc, M4, " " "	A075W3049F	4	



FUNCTION CODE	CONTENTS: Exterior Attached Panels	QUANTITY		REMARKS
		NON S.I.R.	S.I.R.	
12.01A	PART DESCRIPTION	PART NUMBER		
40	Stud Plate, steering column infill	C100U0387F		1
41	Seal steering column stud plate	C100B0983F		1
42	Panel, " " infill	B100B0967K		1
43	Collar, " " "	A100B1122F		1
44	Setscrew, M4 x 20, infill panel fixing	A082W1089F		2
45	Washer, flat, " " "	A075W4002Z		8
46	Nut, Nyloc, M4, " " "	A075W3049F		4
50	Finisher, rear lamp, LH	B100B1127K		1
51	" " " RH	B100B1128K		1
	Finisher, rear lamp, LH	A100B0557K	1	
	" " " RH	A100B0558K	1	
55	Screw, No.8 x 3/4", rear lamp finisher fix	A100W5168F	8	8
56	Washer, flat, " " " "	A075W4000Z	8	8
57	Spacer, foam, " " " "	A100U0451F	2	2
	Studplate, LH " " " "	A100U0453F		1
	" RH " " " "	A100U0154F		1
60	Infill Tray, LH 'B' Post	B100B0664K	1	1
61	Connector, infill tray hose	A100B6197F	1	1
62	Hose, infill tray drain	A082L6179F	1	1


Stainless Steel (Black)



ELAN
1202A



FUNCTION CODE	CONTENTS: Soft Top Assembly, Seals & Catches		QUANTITY		REMARKS
			PRIOR VIN *	FROM VIN *	
12.02A	PART DESCRIPTION	PART NUMBER			
1	Soft Top Assembly, black fabric	G100B0420F	1		
	" " " " "	J100B0420F		1	
	" " " blue fabric	J100B2493F	1		Optional (introduced with S2)
3	Replacement Seal Kit, Hood Header	A100B6165S	1		* Seal kit comprises of : Seal & Carrier
	" " " " "	B100B6165S		1	
5	" " " Intermediate, RH	A100B6166S	1	1	
6	" " " " LH	A100B6189S	1	1	
7	" " " Falling Pillar, RH	A100B6190S	1		
	" " " " " RH	C100B6190S		1	
8	" " " " " LH	A100B6167S	1		
	" " " " " LH	C100B6167S		1	Shouldered washer (S2) A190A0970K x 8 per car
10	" " " Rear Deck	A100B6168S	1	1	
	Finisher, main roof bow	A100B6170S	1	1	
	Spacer, soft top header seal	A100B6191S	1	1	
	" " " " " (steel)	A100B6193S	1	1	
15 *	Bolt, M8 x 90, " " "	A075W2048Z	4	4	
16	Tapping Plate, soft top fixing	A100U0427F	4	4	
20	Catch Assembly, soft top to header rail	A100B6171S	2	2	
	Plastic Sleeve, catch release tab	A100B6192S	2	2	
26	Catch Plate, soft top catch	C100B0714F	2	2	
27	Shim, striker plate to header, 1.0mm	A100U0271F	A/R	A/R	
	" " " " " 2.0mm	A100U0270F	A/R	A/R	
	" " " " " 3.0mm	A100U0269F	A/R	A/R	
28	Fixing Plate, catch plate	A100B0713F	2	2	
30	Screw, M6 x 20, catch plate to header rail	A100W5147F	6	6	
	Pad, soft top anti-squeak	A100B6286S	2	2	Use on hood 'C' link, see S/B 1992/06
35	Socket Screw, hood frame pivot, short	A100B6222S	8	8	
36	" " " " " long	A100B6220S	4	4	* VIN N 8161
37	Wavy Washer, pivot screws	A100B6285S	8	8	
38	Nut, special, " "	A100B6221S	4	4	For individual roof seals, see 11.01A
39	Socket Bolt	A100W7096F	3	3	
40 *	Washers for No 15	A075W4022Z	4	4	See Elan Service Notes Section BK

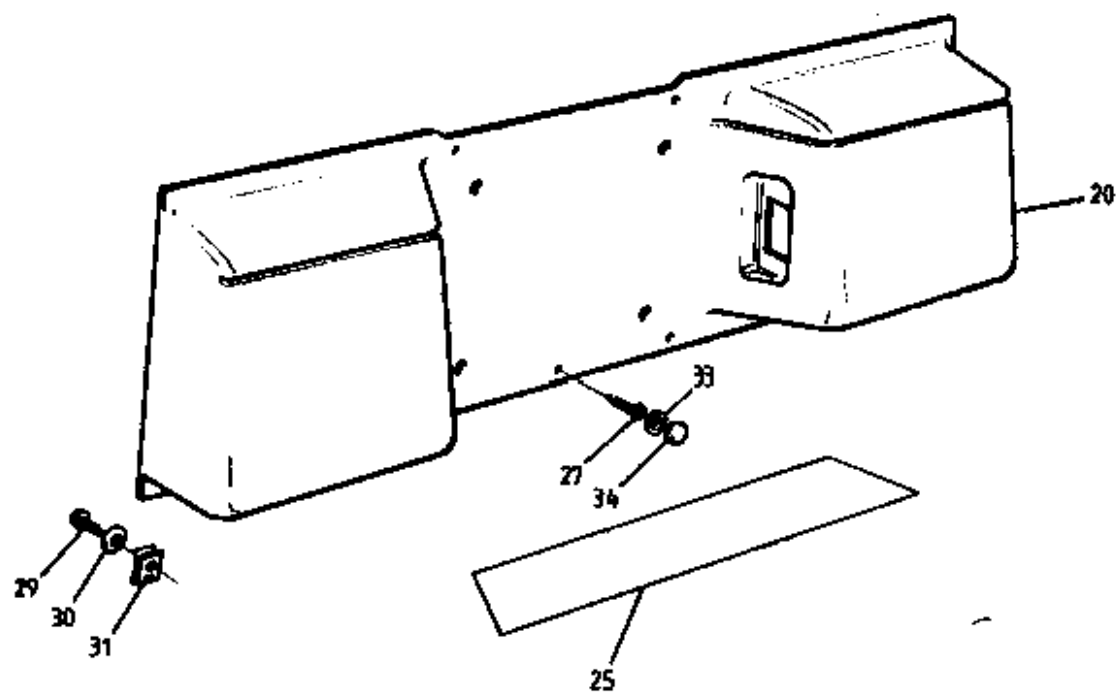
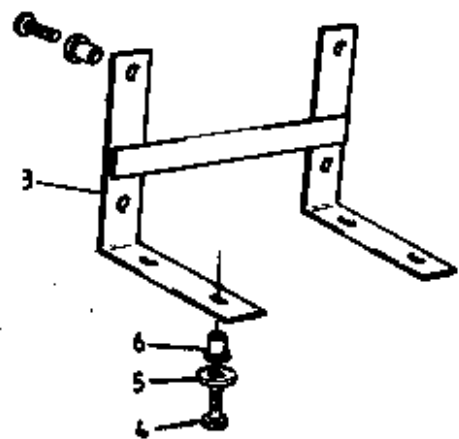


ELAN
1205A



FUNCTION CODE	CONTENTS: Badges, Decals & Insignia		QUANTITY		REMARKS
			ALL		
12.05A	PART DESCRIPTION	PART NUMBER	ALL		
1	Nose Badge	A100U0178F	1		
2	Grommet, badge to bonnet	A082U6196F	2		
3	Washer, M5 x 10, badge fixing	A075W4011Z	2		
4	Nut, M5, " "	A082W3084F	2		
5	Badge, 'Lotus'	B100U0201F	1		
6	" 'Elan'	B100U0085F	1		
7	" 'SE'	B100U0086F	1)
10	Decal, 'S2' (yellow/silver)	A100U0550F	1) if fitted
	" " (green/silver)	A100U0551F	1)
12	Badge, 'Elan - Lotus Design'	B100U0253F	1		
	" 'Limited Edition' (individually numbered)	A100U0548F	1		S2 (quote Limited Edition number & VIN)
14	Plinth, fascia badge	A100U0261F	1		
15	Washer, flat, fascia badge	A075W4000Z	2		
16	Nut, M5, " "	A082W3084F	2		

Elan
12.05A



ELAN
1207A



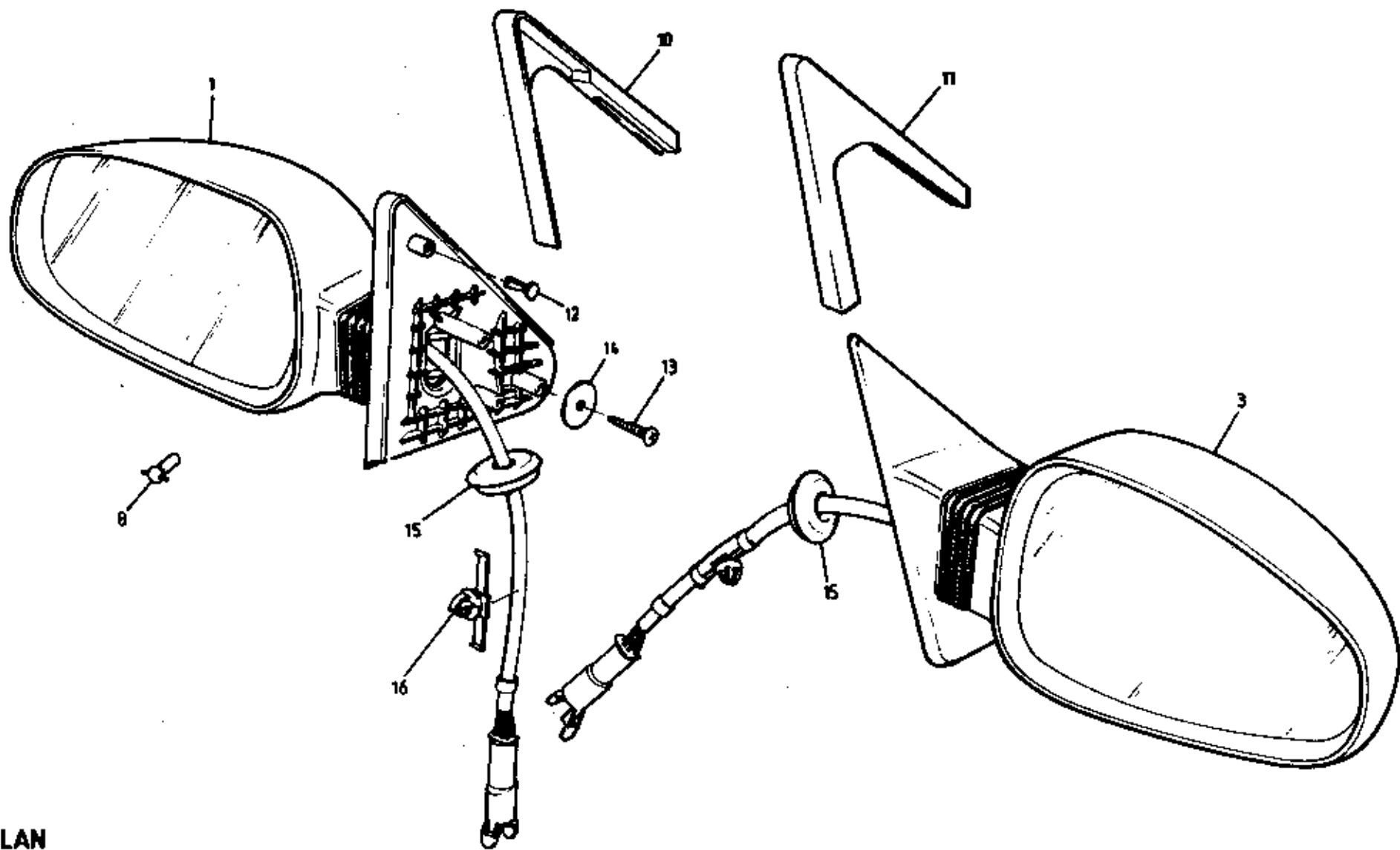
FUNCTION CODE	CONTENTS: Licence Plate Mountings		QUANTITY		REMARKS
	PART DESCRIPTION	PART NUMBER	ALL		
12.07A					
	Screw, licence plate to front bumper	A075W5089Z	2) Licence Plate 520mm x 120mm
	Rivnut, M6, " " " " "	A082W6318F	2)
3	Bracket, front licence plate mounting	A100U0428F	1		>
4	Setscrew, M6 x 16, " " " "	A075W1028Z	4		>
5	Washer, M6 x 12, " " " "	A075W4013Z	4		> Licence Plate 305mm x 153mm
6	Pulsert, M6, " " " "	A079W6156F	4		>
	Foam Strip, self adhesive	A100B0431V	A/R		>
	Tape, double-sided, " " "	C075U6071V	A/R		>
	Bracket, front licence plate mounting	A100B1062F	1		Licence Plate 330mm x 165mm
11	" " " " " "	A100B1159F	1]]
	Spacer, Nylon, " " " "	A100B1171K	2]]
	Setscrew, M6 x 16, " " " "	A075W1028Z	2] Licence Plate 372mm x 148mm
	Washer, M6 x 15, " " " "	A075W4015Z	2]]
	Pulsert, M6, " " " "	A079W6156F	2]]
	Plinth, rear licence plate mounting, Open	A100U0495K*	1		R/B B100U0507J) Licence Plate 520mm x 120mm
	" " " " " "	B100U0507J	1) UK
20	" " " " " "	B100U0408K	1		Licence Plate 305mm x 153mm USA
	" " " " " "	C100U0409K	1		" " 330mm x 165mm Japan
	" " " " " "	C100U0393K	1		" " 372mm x 148mm Australia
25	Decal, bumper top, licence plate plinth	B100U0394F	1		IF fitted
	Screw, No.6 x 3/4", plinth top to body	A075W5028Z	4)Use with plinths 100U393/408/409
27	" " " " " inner bottom to body	A075W5028Z	2)
28	Spire Nut, No.6, " " " " "	A079W6024F	2)
29	Screw, No.6 x 1/2", " outer " " "	A075W5025Z	2)
30	Washer, flat, " " " " "	A075W4063Z	2)
31	Spire Nut, No.6, " " " " "	A075W5014Z	2)
	Tape, double-sided, " " " " "	C075U6071V	A/R)Use with plinths 100U393/408/409
34	Cap. screw finishing	A100W6473F	4)
33	Cup, " " " " "	A100W6472F	4)

* Early cars were fitted with a perspex enclosed type plinth. This is no longer available & is replaced by the later 'open' type.

Elan
12.07A

⊙ (Part No A100U0305J)

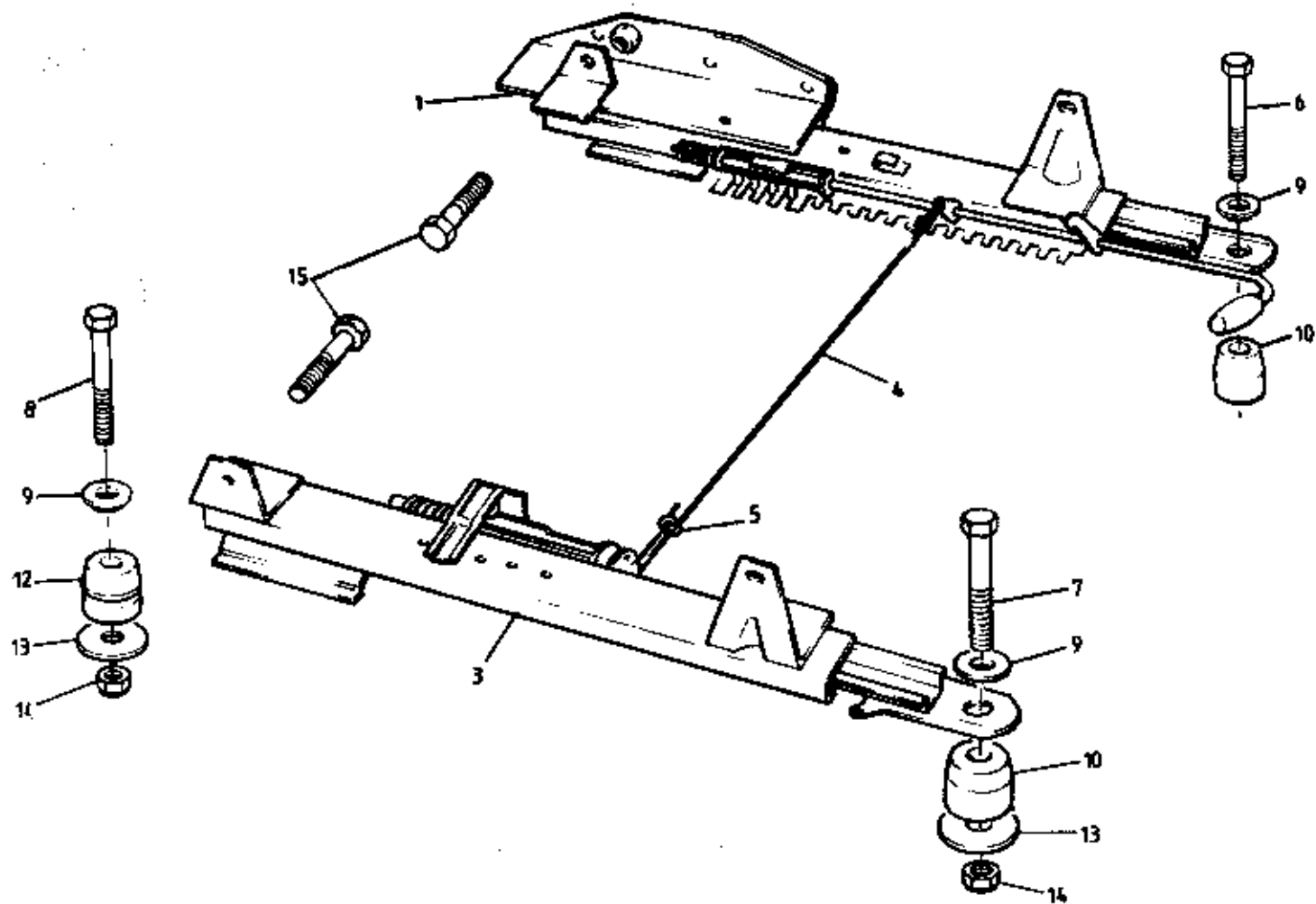
Screen A100U0307F



ELAN
1209A



FUNCTION CODE	CONTENTS: Door Mirrors			QUANTITY		REMARKS
				RHD	LHD	
12.09A	PART DESCRIPTION	PART NUMBER				
1	Mirror Body & Motor, LH	A100U0498F	1)	
	" " " " LH	A100U0500F		1) Prior VIN *	
3	" " " " RH	A100U0497F	1)	
	" " " " RH	A100U0499F		1) * VIN R 6001 (S2)	
	" " " " LH	A100U0557F	1		>	
	" " " " LH	A100U0558F		1	> From VIN * And do not include glass	
	" " " " RH	A100U0556F	1		>	
	" " " " RH	A100U0559F		1	>	
	Mirror Glass, heated, flat	A100U0204F	1	1		
	" " " " convex	A100U0205F	1	1	as required	
	" " " " etched, LH	A100U0206F		1		
8	Pivot Pin, plastic, door mirror	A100U6056S	2	2		
10	Seal, mirror to door, LH	E100B0815F	1	1		
11	" " " " RH	E100B0816F	1	1		
12	Snap Rivet, mirror fixing	A100W6498F	2	2		
13	Screw, 'plastiform', M4 x 15, mirror fixing	A100W5157F	6	6		
14	Washer, M5 x 25, " "	A082W4098F	6	6		
15	Grommet, door mirror harness	A075H6043Z	2	2		
16	Clip, 'tape-on', mirror harness/door inner	A100W6491S	2	2		
Mirror bodies are unpainted						

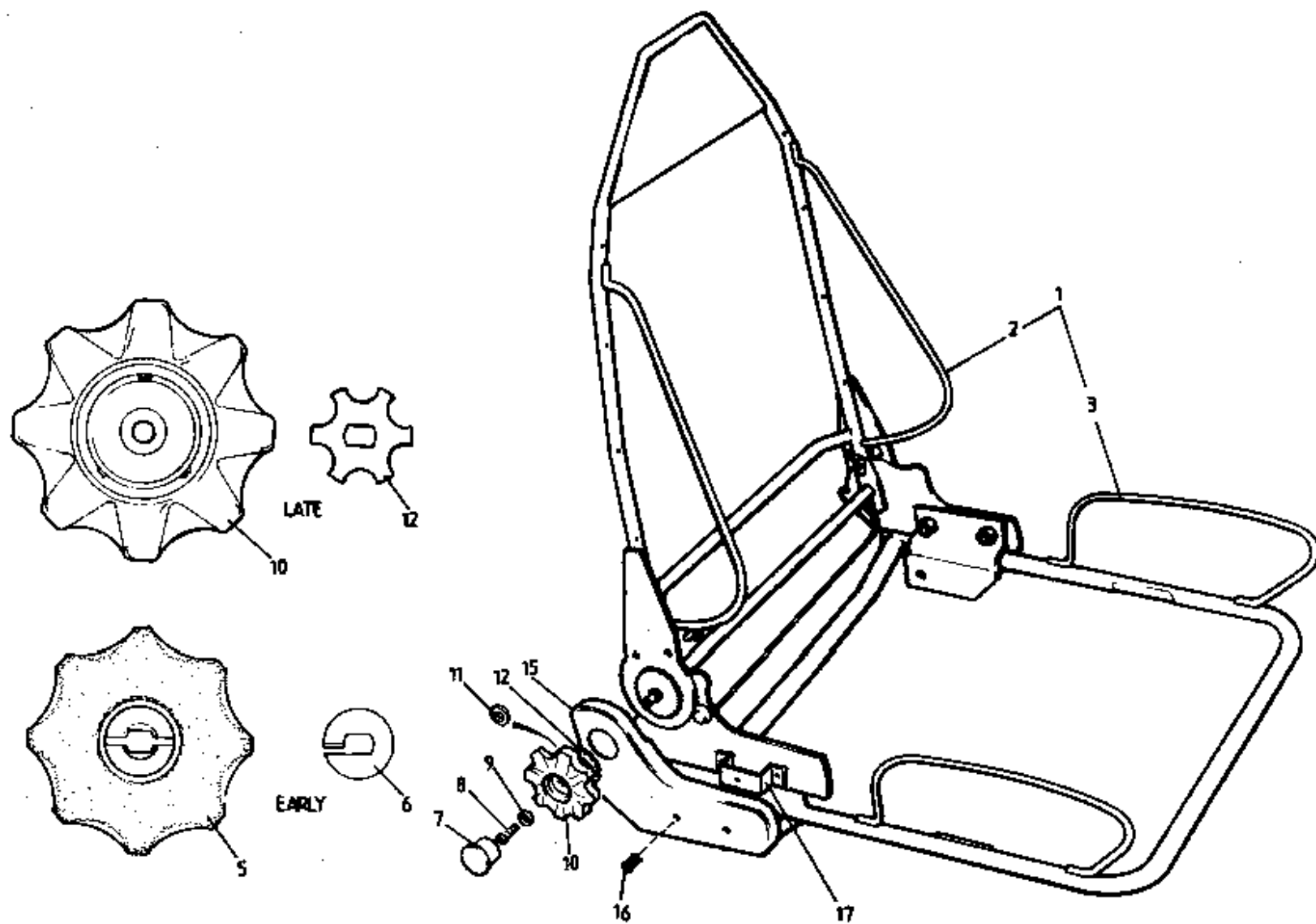


ELAN
1301A



FUNCTION CODE	CONTENTS: Seat Runners & Fixings	QUANTITY		REMARKS
		PART DESCRIPTION	PART NUMBER	
13.01A				
1	Seat Runner Assembly, Inboard, LH Seat	B100U0053F	1	
	" " " " RH Seat	B100U0054F	1	
	" " " " Outboard, LH Seat	B100U0055F	1	
3	" " " " RH Seat	B100U0056F	1	
4	Wire, seat runner release link	A100U0074F	2	
5	Washer, release wire securing	A075W4062F	4	
6	Bolt, M10 x 40, seat runner inner fixing	A075W2052Z	4	Also fixes body to chassis
7	Bolt, M10 x 45, " " outer front fix	A075W2053Z	2	
8	Bolt, M10 x 50, " " " rear fixing	A075W2054Z	2	
9	Washer, shouldered, seat runner to floor	B100B0076F	8	
10	Spacer, seat runner to floor	A100U0149F	6	25mm. Prior VIN *)
	" " " " " "	A100U0555F	6	8.5mm. From VIN *) See also 13.03A
12	" " " " " " outboard rear	A100U0150F	2	29mm. Prior VIN *)
	" " " " " " " "	A100U0554F	2	12mm. From VIN *)
13	Washer, M10 x 30, " " " fixing	A075W4027Z	4	
14	Nut, Nyloc, M10, " " " "	A075W3011Z	4	
15	Setscrew, M8 x 16, precote, runner to frame	A100U0152F	8	

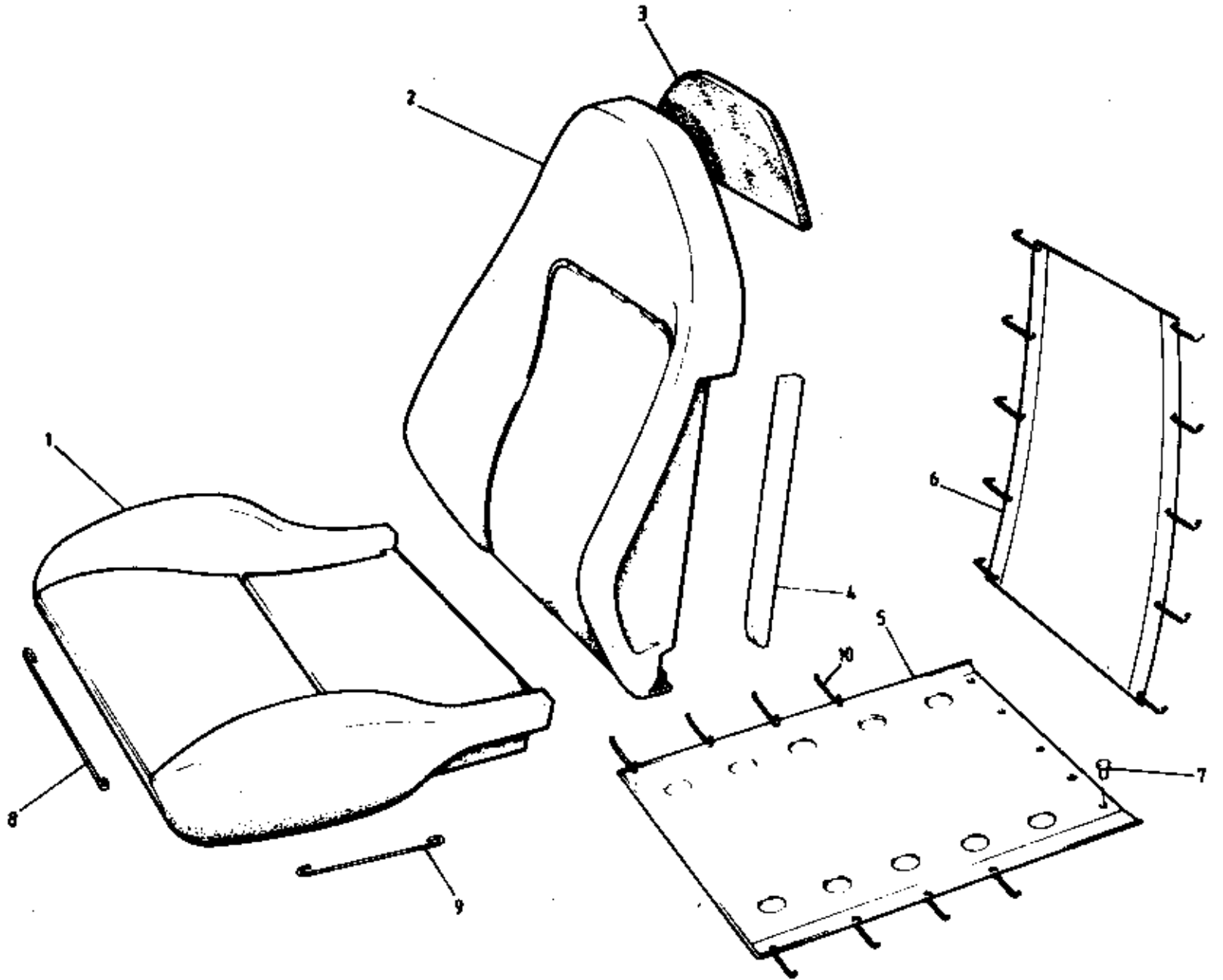
* VIN R 6001 (S2)



ELAN
1303A



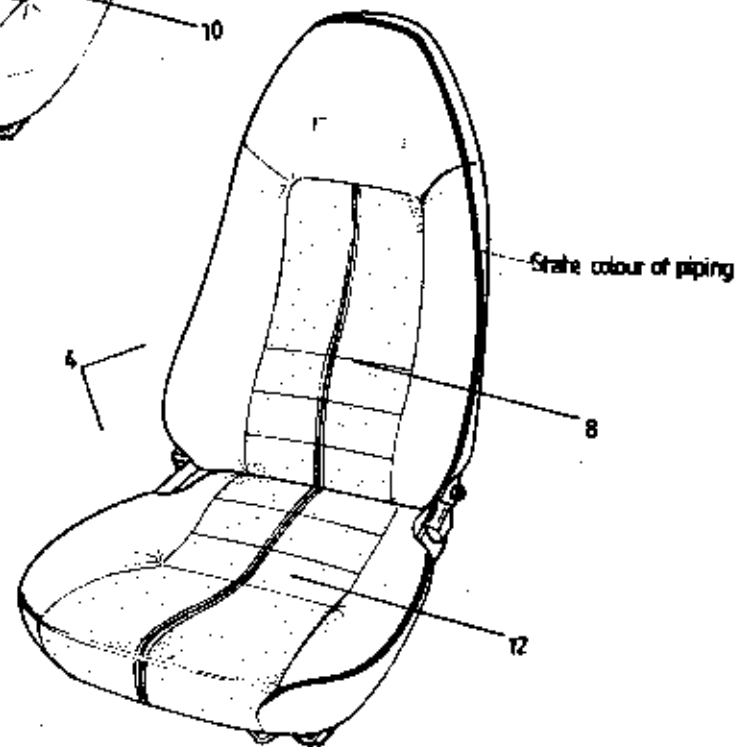
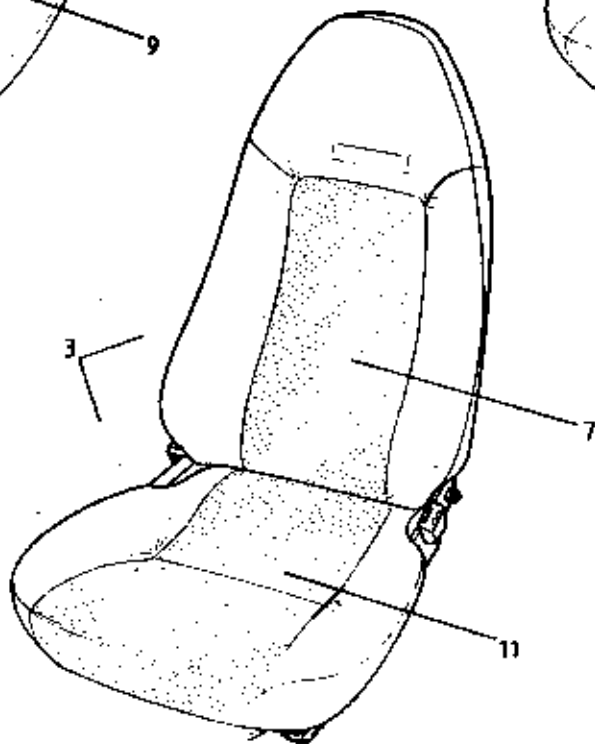
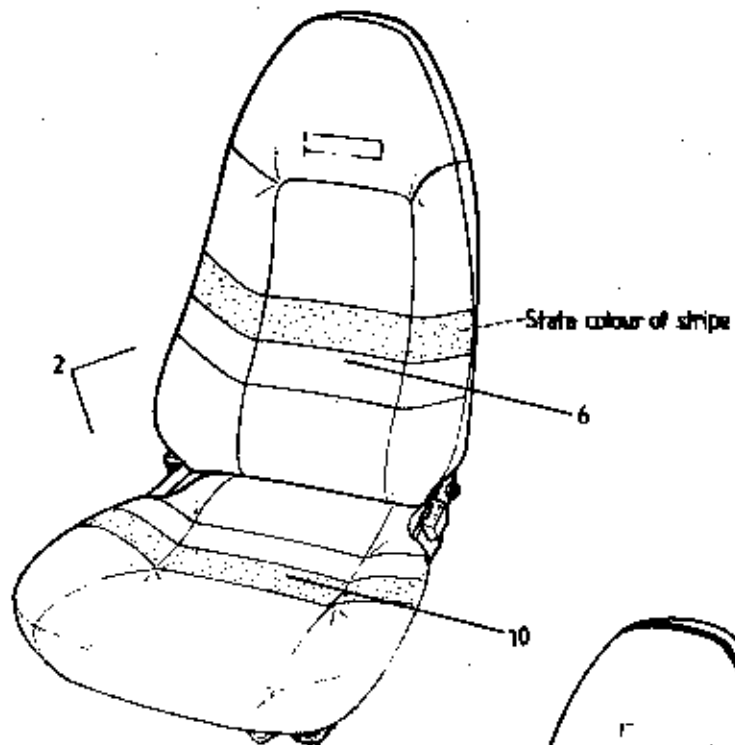
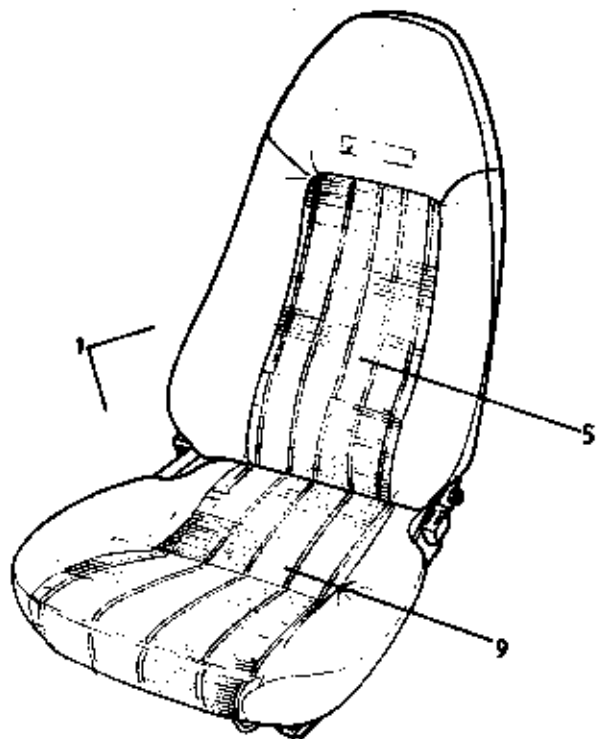
FUNCTION CODE	CONTENTS: Seat Frames & Recline Mechanism		QUANTITY		REMARKS
			ALL		
13.03A	PART DESCRIPTION	PART NUMBER	ALL		
1	Seat Frame Assembly (with sprung cushion base)	A100U0132J	2		Specify LH or RH. Prior VIN *
	" " " (with solid cushion base)	B100U0132J	2		" " " " From VIN *
2	Frame, seat back	B100U0131H	2		
3	Frame, seat cushion	D100U0118F	2		Prior VIN *
	" " " (solid base)	E100U0118F	2		From VIN * (may replace D100U0118F with spacers A100U0554/5F. See 13.01A)
	Cap, recline wheel	A100U6013F	2)
	Setscrew, M6 x 16, wheel to recline mechanism	A075W1028Z	2)
	Washer, M6 x 15, " " " "	A075W4015Z	2) early type (can be replaced by later type)
5	Wheel, seat recline	A100U6012F	2)
6	Drive Washer, wheel to recline mechanism	A100U0300F	2)
7	Cap, recline wheel	A083V6068F	2		>
8	Setscrew, M6 x 18, wheel to recline mechanism	A075W1029Z	2		>
9	Washer, M6 x 15, " " " "	A075W4015Z	2		> late type
10	Wheel, seat recline	A083V6067F	2		>
11	Spacer Washer, M12 x 24, wheel to drive washer	A075W4028Z	2		>
12	Drive Washer, wheel to recline mechanism	A082U7728F	2		>
15	Cover, seat recline, RH	B100U0200K	1		
	" " " LH	B100U0199K	1		
16	Rokut Rivet, cover to support bracket	A079W6195F	2		
17	Bracket, cover support	A100U0426F	2		
	Setscrew, M8 x 16, bracket to frame	A100U0152F	2		
	Washer, M8 x 16, " " "	A075W4020Z	2		
					* VIN R 6001 (S2)



ELAN
1309A



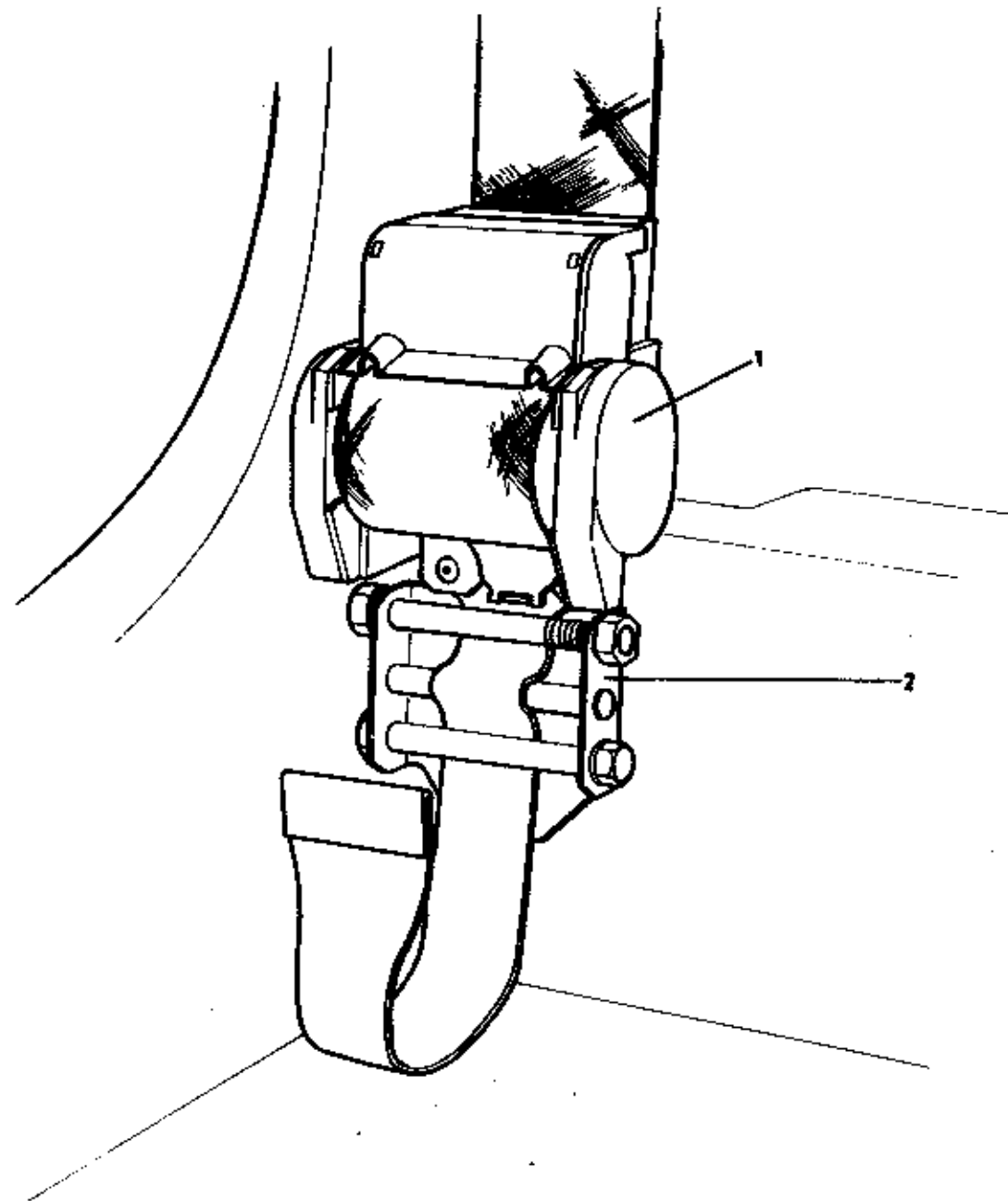
FUNCTION CODE	CONTENTS: Seat Foams & Suspension	QUANTITY		REMARKS
		PART DESCRIPTION	PART NUMBER	
13.09A				
1	Foam, seat cushion	C100V0083F	2	
2	" " squab (backrest)	C100V0082F	2	
3	" headrest infill	A100V0086F	2	
4	" squab cavity infill	A100V0250H	4	
5	Suspension Unit, seat cushion	C10QU0117H	2) If fitted
6	" " " squab	B100U0128H	2)
7	Rokut Rivet	A079W6195F	10	
8	Retaining Wire, cushion front & rear	A100V6036F	4	315mm long
9	" " " sides	A100V6035F	4	260mm long
10	Hook, seat suspension	A100U6059S	18	



ELAN
13.11A



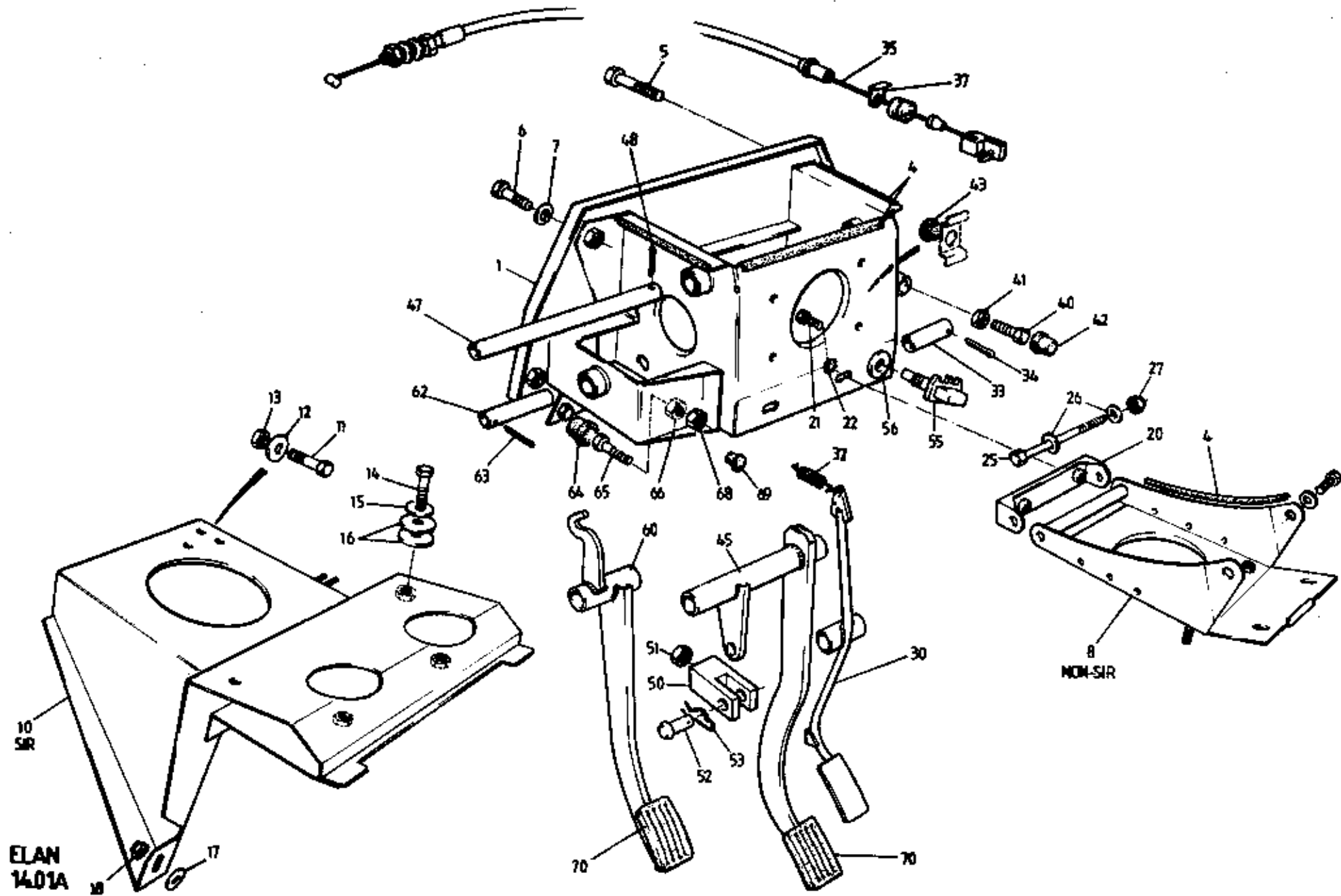
FUNCTION CODE	CONTENTS: Trimmed Seats & Covers	QUANTITY		REMARKS	
		PRIOR VIN #	FROM VIN #		
13.11A	PART DESCRIPTION	PART NUMBER			
	Seat Protector LH Seat Protector RH	Accessories Accessories		* When ordering trimmed items complete a separate Trim Order Form & supply: 1. Full V.I.N. e.g. SCC1002T1MHD12345 2. Colour & type of leather 3. Colour & type of cloth 4. Colour of stitching 5. Colour of piping 6. Samples &/or photographs	
	Seat Assembly, Trimmed, LH	A100V0381J*	1	1	Half leather/cloth
	" " " LH	B100V0381J*	1		Full striped leather
	" " " LH	C100V0381J*	1		Full leather S1 (no stripe)
	" " " LH	D100V0381J*		1	Full leather S2
1	Seat Assembly, Trimmed, RH	A100V0380J*	1	1	Half leather/cloth
2	" " " RH	B100V0380J*	1		Full striped leather
3	" " " RH	C100V0380J*	1		Full leather S1 (no stripe)
4	" " " RH	D100V0380J*		1	Full leather S2
5	Cover, squab, Trimmed	A100V0132J*	2	2	Half leather/cloth
6	" " " "	B100V0132J*	2		Full striped leather
7	" " " "	C100V0132J*	2		Full leather S1 (no stripe)
8	" " " "	D100V0132J*		2	Full leather S2
9	Cover, cushion, Trimmed	A100V0133J*	2	2	Half leather/cloth
10	" " " "	B100V0133J*	2		Full striped leather
11	" " " "	C100V0133J*	2		Full leather S1 (no stripe)
12	" " " "	D100V0133J*		2	Full leather S2
					# VIN R 6001 (S2)



ELAN
132A



FUNCTION CODE	CONTENTS: Seat Belts	QUANTITY		REMARKS
			ALL	
13.27A	PART DESCRIPTION	PART NUMBER	ALL	
1	Seat Belt Assembly, complete	F100U0048F	2	inc. all fixings & spacers
2	Mounting, deformable, seat belt	B100A0907F	2)
	Bolt, 7/16" UNF x 1 1/4", seat belt mounting	A075W2095F	2)
	Washer, 7/16" x 7/8", " " "	A075W4005Z	4) USA
	Nut, Nyloc, 7/16", " " "	A075W3004Z	2)
	Foam Seal, " " "	A082U6065V	A/R)
	SEAT BELT, LESS STALK	A100U0569S	2	



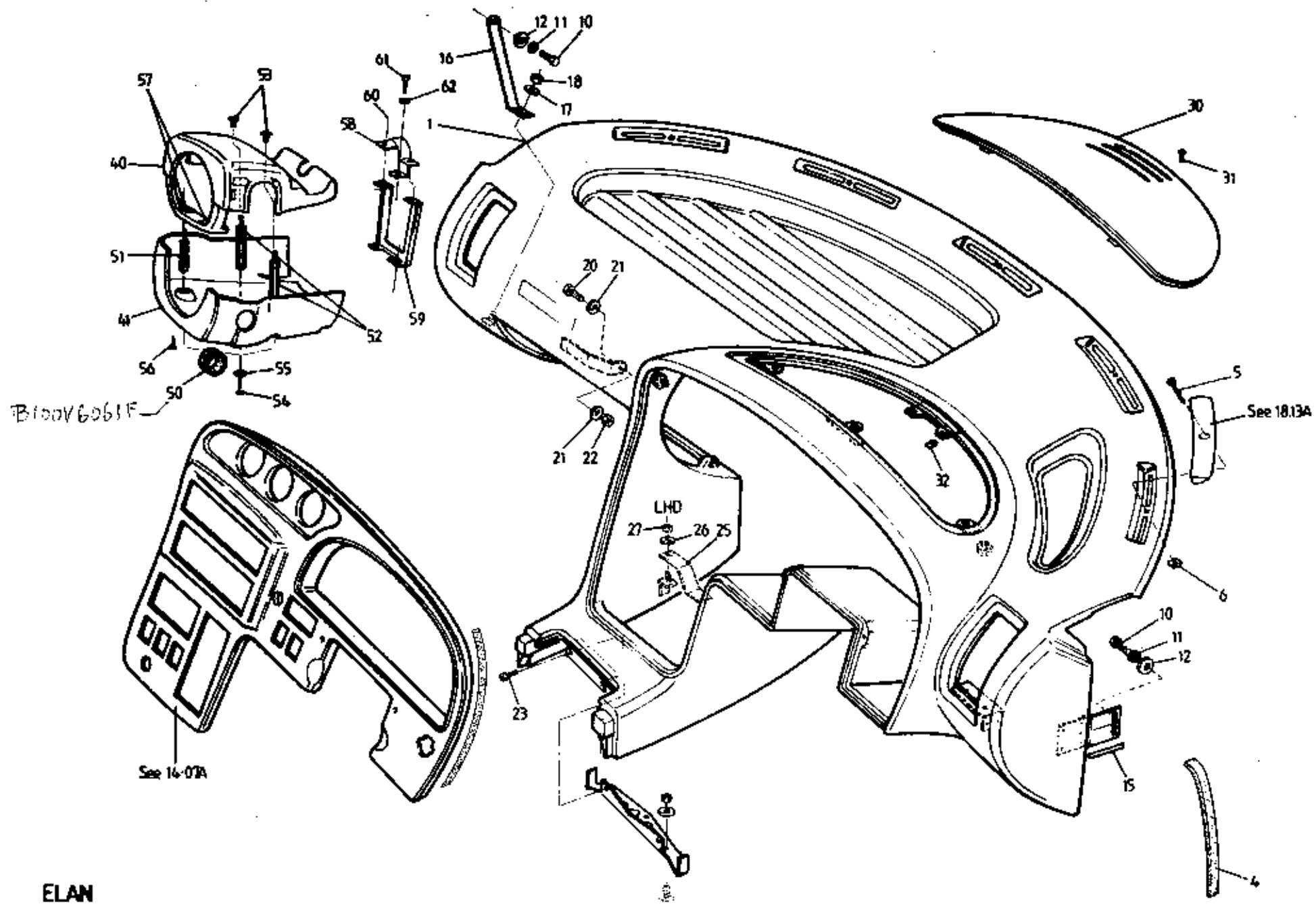


FUNCTION CODE	CONTENTS: Pedal Box & Pedals, Throttle Cable			QUANTITY		REMARKS
				RHD	LHD	
14.01A	PART DESCRIPTION			PART NUMBER		
1	Pedal Box Assembly		F100A0241F	1		Pedal box RHD no pedals F100A0451H
	" " "		H100A0242F		1	Except S.I.R.
	" " "		G100A0243F		1	S.I.R.
4	Edging, rubber, pedal box		AX75L6020V	A/R	A/R	
	" " " "		A100J6021V	A/R	A/R	
5	Bolt, M8 x 40, pedal box to bulkhead		A075W2039D	1	1	
6	Setscrew, M8 x 20, " " " "		A075W1038Z	5	5	
7	Washer, M8 x 25, " " " "		A075W4021Z	5	5	
8	Brace, pedal box		E100A0626F	1		
	" " "		E100A0625F		1	Except S.I.R.
10	" " "		D100A0690F		1)
11	Setscrew, M8 x 16, brace to pedal box		A075W1036Z		2)
12	Washer, flat, M8 x 16, brace to pedal box		A075W4020Z		2)
13	Nut, Nyloc, M8, " " " "		A075W3010Z		2) S.I.R.
14	Setscrew, M8 x 20 brace to strg. column support		A075W1038Z		2)
15	Washer, M8 x 20, " " " " "		A075W4020Z		2)
16	Shim, 2.5mm, " " " " "		A100A0689F		4)
17	Washer, flat, M6 x 15, brace to knee bolster		A075W4015Z		2)
18	Nut, Nyloc, M6, " " " "		A075W3009Z		2)
20	Stay, pedal box brace		H100A0629F	1		
21	Setscrew, M8 x 16, stay to pedal box		A075W1036Z	2		
22	Washer, flat, M8 x 16, stay to pedal box		A075W4020Z	2		
25	Bolt, M8 x 130, pedal box stay/brace		A082W2104Z	1		
26	Washer, M8 x 25, " " " "		A075W4021Z	2		
27	Nut, Nyloc, M8, " " " "		A907E6284F	1		
30	Pedal, throttle		A100L0107F	1		
	" " "		D100L0014F		1	
32	Spring, throttle pedal		A100L6041H	1	1	
33	Spindle, brake pedal pivot		A100L0015H	1	1	
34	Split Pin, " " "		A100W6327H	1	1	
35	Throttle Cable		D100L0069F	1		
	" " "		D100L0070F		1	
37	Clip, throttle cable		A100W6443F	1	1	
	" " "		A100W6432F	1	1	

Updated 2nd February 2015



FUNCTION CODE	CONTENTS: Pedal Box & Pedals, Throttle Cable	QUANTITY		REMARKS
		RHD	LHD	
14.01A				
	PART DESCRIPTION	PART NUMBER		
40	Setscrew, M8 x 25, throttle pedal stop	A075W1039Z	1	1
41	Locknut, M8, " " "	A075W3024Z	1	1
42	Buffer, rubber, " " "	X046B6113Z	1	1
43	" " " " upstop	A100A6002H	1	1
45	Pedal, brake	B100J0005F	1	
	" " " " "	A100J0067F		1
47	Spindle, brake pedal pivot	A100J0006H	1	1
48	Split Pin, " " "	A100W6327H	1	1
50	Clevis, brake pedal to servo	A100J0007F	1	1
51	Locknut, M10, brake pedal to servo	A075W3024Z	1	1
52	Clevis Pin, " " " "	A075W6033Z	1	1
53	'R' Pin, pedal clevis	A085W6208F	1	1
55	Switch, brake lamps	A089M6019F	1	1
56	Bush, stop lamp switch	A089M6020F	1	1
60	Pedal, clutch	B100Q0004F	1	
	" " " " "	B100Q0005F		1
62	Spindle, clutch pedal pivot	A100Q0006H	1	1
63	Split Pin, " " "	A100W6327H	1	1
64	Buffer, rubber, clutch pedal stop	A100A6002H	1	1
65	Setscrew, M8 x 30, " " "	A075W1040Z	1	1
66	Locknut, M8, " " "	A075W3026Z	1	1
68	Nut, M8, " " "	A075W3021Z	1	1
69	Rubber Plug, M6, " " "	A100A6001H	1	1
70	Pad, rubber, foot pedals	A079J6001F	2	2



**ELAN
14-05A**



FUNCTION CODE	CONTENTS: Fascia & Column Shrouds	QUANTITY		REMARKS
		RHD	LHD	
14.05A				
	PART DESCRIPTION	PART NUMBER		
1	Fascia Moulding Assembly (inc. mounting brkts)	E100V0007K	1	
	" " " " " "	E100V0062F		1
	Foam Seal, fascia to 'A' post area, LH	A100V0303K	1	1
4	" " " " " " RH	A100V0304K	1	1
5	Screw, M4 x 25, fascia to demist scuttle	A100W7082F	5	5
6	Spire Nut, M4, " " " "	A100W6449F	5	5
10	Setscrew, M8 x 20, fascia to 'A' post	A075W1038Z	4	4
11	Washer, spring, M8, " " " "	A075W4036Z	4	4
12	Washer, flat, M8 x 25, " " " "	A075W4021Z	4	4
15	Rubber Edging, fascia mounting brackets	A085U6080V	A/R	A/R
16	Bracket, fascia support, passenger side/'A' post	A100V0301F	1	1
17	Washer, flat, M6 x 12, support brkt./'A' post	A075W4013Z	1	1
18	Nut, Nyloc, M6, " " " "	A075W3009Z	1	1
20	Setscrew, M6 x 20, fascia to scuttle beam	A075W1030Z	1	1
21	Washer, flat, M6 x 20, " " " "	A075W4016Z	2	2
22	Nut, Nyloc, M6, " " " "	A075W3009Z	1	1
23	Screw, fascia to tunnel top bracket	A100B1087F	2	2
25	Bracket, fascia to tunnel top	A100V0736F		1
26	Washer, flat, M6 x 12, fascia brkt./chassis brkt.	A075W4013Z		1
27	Nut, Nyloc, M6, " " " "	A075W3009Z		1
30	Cover, binnacle	A100V0011K	1	
	" " " " " "	A100V0067K		1
31	Screw, M4 x 20, cover fixing	A100W5177F	2	2
32	Clip, binnacle cover fixing	A100V0223F	2	2
	Filler Panel, drivers side lower fascia	A100V0068F		1
	Knee Bolster, " " " "	F100V0256K		1
	Bracket, knee bolster retaining	A100B0930F		2
	Pop Rivet, bracket fixing	A075W6091F		8
	Spring Clip, knee bolster to bracket	A100W6440F		2
40	Column Shroud, upper	B100V0188J	1	1
41	" " lower	B100V0189J	1	1
	" " SIR, upper	A100V0267K		1
	" " SIR, lower	B100V0258K		1
	Screw, s/t, No.6 x 1/2", shroud fixing	A075W5012F		4
	Spire Nut, No.6, " " " "	A079W6024F		4

) Also secures demist vents, see 18.13A

Non S.I.R.

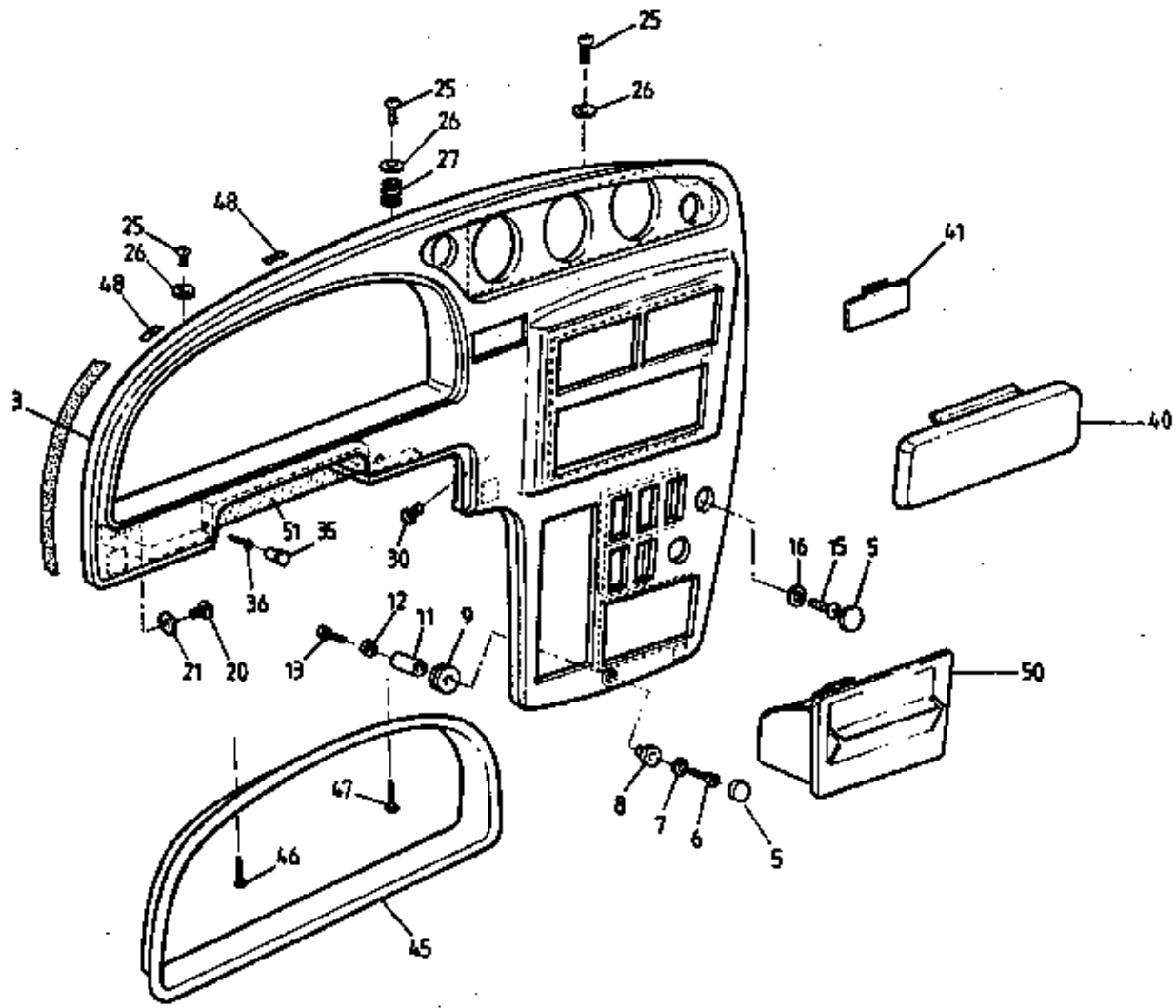
)S.I.R.

> Except S.I.R.

) S.I.R.



FUNCTION CODE	CONTENTS: Fascia & Column Shrouds		QUANTITY		REMARKS
			RHD	LHD	
14.05A	PART DESCRIPTION	PART NUMBER	RHD	LHD	
50	Bracket, steering column support	B100V0260F		1	>
51	Screw, M4 x 10, bracket to column	A075W5079F		1	> S.I.R.
52	Washer, s/p, M4, " " "	A075W4086F		1	>
53	Grommet, ignition switch/lower column shroud	A100V6061F	1	1	
54	Stud, column shroud support, short	A100U0279F	1	1	
55	" " " " long	A100U0280F	2	2	
56	Jacknut, M6, long stud to upper shroud	A075W3031Z	2	2	
57	Screw, M4 x 12, lower shroud to studs	A100W5143F	3	3	
58	Washer, flat, " " " "	A075W4063Z	3	3	
59	Screw, No.8 x 3/4", lower shroud to upper shroud	A075W5074Z	2	2	
60	Spire Nut, No.8, " " " "	A079W6171F	2	2	
61	Saddle, column shroud to steering column	B100V0291K	1	1	
62	Bracket, " " " " saddle	B100V0292K	1	1	
	Pop Rivet, saddle to bracket	A100W6469F	2	2	
	Screw, M4 x 8, saddle to steering column	A100W5137F	1	1	
	Washer, spring, M4, " " " "	A075W4088F	1	1	

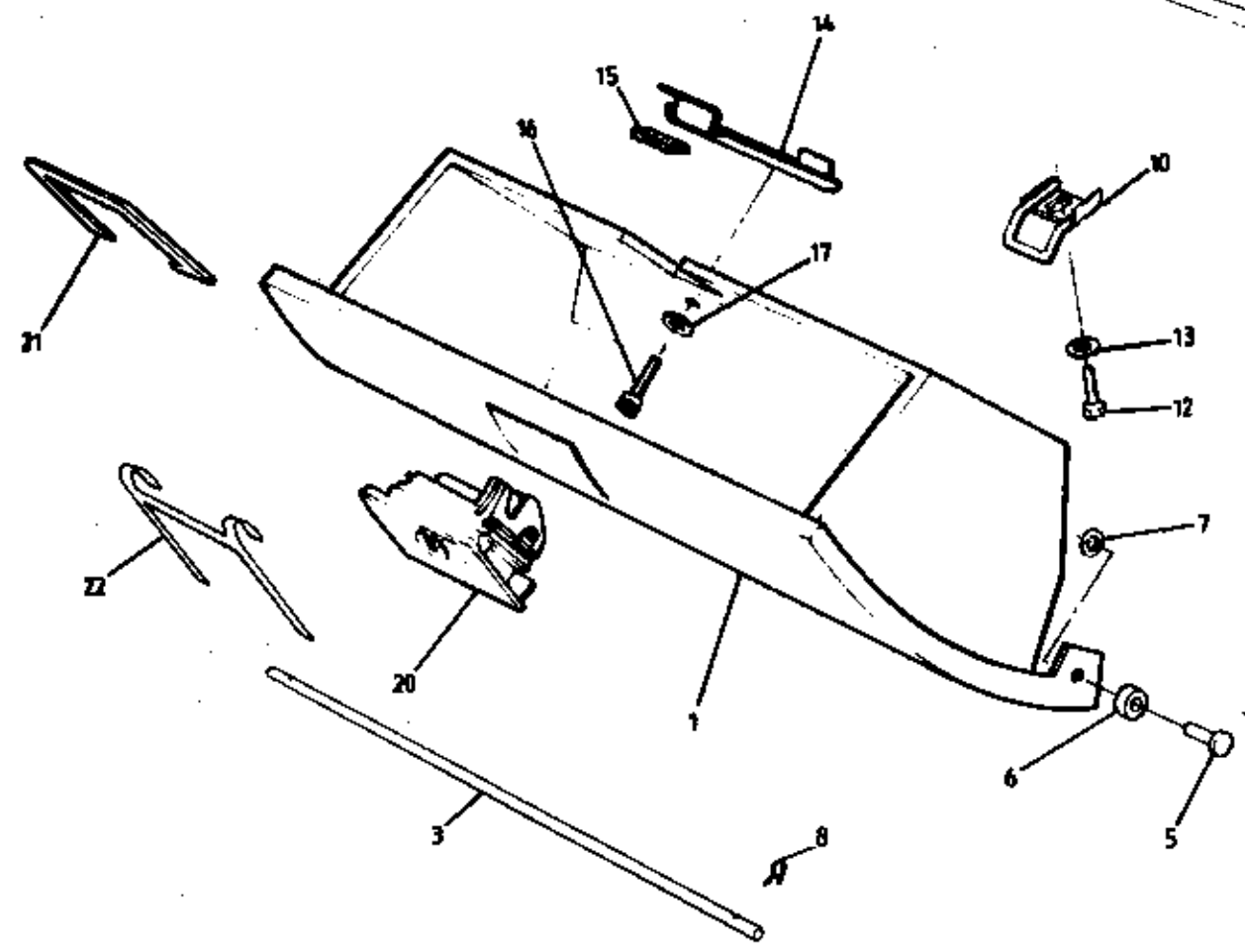



ELAN
1407A



FUNCTION CODE	CONTENTS: Instrument & Switch Mounting Panel	QUANTITY		REMARKS	
		RHD	LHD		
14.07A	PART DESCRIPTION	PART NUMBER			
	Instrument & Switch Mounting Panel	E100V0009J	1		Turbo
	" " " " "	D100V0210F	1		N.A.
3	" " " " "	B100V0066J		1	
5	Cap, 20 x 5mm, fixing screw finishing	A100V0629H		2	
6	Screw, M4 x 16, panel lower fixing	A100W5133F	1	1	
7	Washer, flat, " " "	A075W4000Z	1	1	
8	Bush, " " "	A082U6137F	1	1	
9	Spacer, rubber, " " "	A082U6138F	1	1	
11	Spacer, " " "	A082U7070F	1		
12	Washer, flat, " " "	A075W4000Z	1		
13	Screw, M4 x 16, " " "	A100W5133F	1		
15	Screw, M6 x 20, " mid "	A082W5123F	1	1	
16	Washer, flat, " " "	B082W4018F	1	1	
20	Screw, M4 x 16, " outer edge fixing	A100W5133F		1	
21	Washer, s/p, M4, " " " "	A075W4006F		1	
25	Screw, M4 x 16, " upper " "	A100W5133F	3	3	
26	Washer, flat, " " " "	B082W4018F	3	3	
27	Spacer Washer, " " centre "	A075W4000Z	A/R	A/R	
30	Screw, M4 x 16, " inner edge "	A100W5133F	1	1	
35	Cap, 20 x 6mm, fixing screw finishing	A100V0629H	3		
36	Screw, M6 x 20, panel fixing	A082W5123F	2		
40	Blanking Panel, radio aperture	A100V6070F	1	1	
41	" " digital clock	A100U0272J	1		N.A.
45	Finisher, instrument cluster aperture	B100V0010F	1	1	
46	Screw, M4 x 16, finisher outer fixing to mask	A100W5160F	2	1	
47	" M4 x 25, " inner " " "	A100W5161F	2	1	
48	Nut Plate, " " " " "	A100V0703F	4	2	
	Ashtray Assembly	A100V6016F	1		
50	" "	A100V6015F		1	
51	Sealing Strip, upper steering cowl/panel	A050B6181V	A/R	A/R	
52	Ashtray Pocket	A100V6074S	1		
	" "	A100V6073S		1	

Elan
14.07A

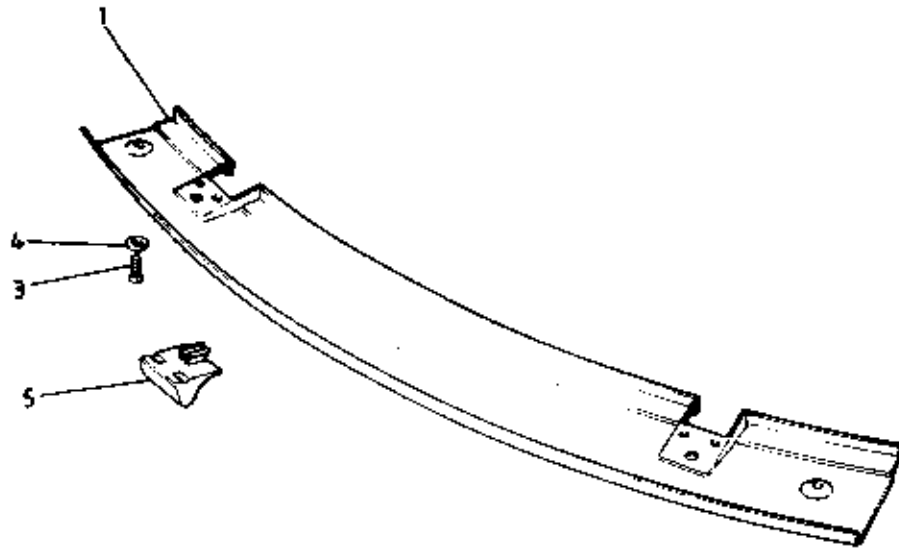
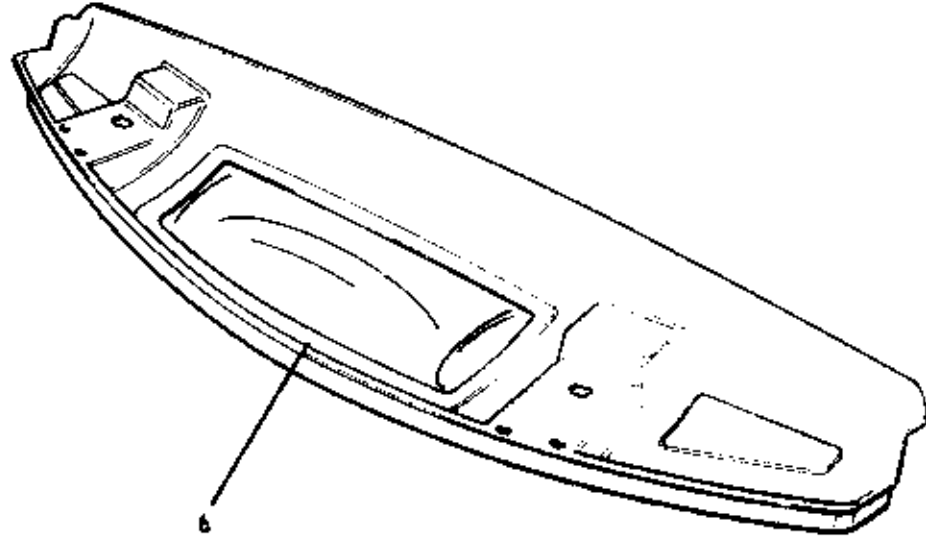


ELAN
142A



FUNCTION CODE	CONTENTS: Glovebox		QUANTITY		REMARKS
			RHD	LHD	
14.12A	PART DESCRIPTION	PART NUMBER			
1	Glovebox Assembly	B100V0008F	1		
	" "	B100V0065F		1	
3	Rod, glovebox pivot	A100V0770F	1) Late cars
	" " "	A100V0759F		1)
5	Clevis Pin, glovebox pivot	A100V6006H	2	2	Early cars
6	Bush, nylon, " "	A100V0763F	2	2	
7	'Push-On' fixing " "	A100V6008H	2	2	With clevis pin type pivot
8	'R' Pin, " "	A075W6175F	2	2	With rod type pivot
10	Striker, glovebox latch	B100V0362F	1		
	" " "	A100V0616F		1	
12	Screw, special, striker to fascia	A100V6011F	1	1	
13	Washer, M5 x 10, " " "	A075W4011Z	1	1	
14	Check Plate, glovebox down stop	A100V0045H	1	1	
15	Buffer, " " "	A100V0313K	1	1	* Bulk No A036B6221V (1 x 1/8" self adhesive rubber) 10cm length
16	Screw, special, check plate to glovebox	A100V6011F	1	1	
17	Washer, flat, " " " "	A075W4001Z	1	1	
20	Latch Assembly, glovebox, inc. lock & key	B100V6004F	1	1	S1 Prior VIN *) for complete lock set,
	" " " " " " "	C100V6004F	1	1	S2 From VIN *) see 10.17A
21	Retaining Clip, glovebox latch	A100V6005F	1	1	
22	Spring Clip, " "	B100V0348F	1	1	

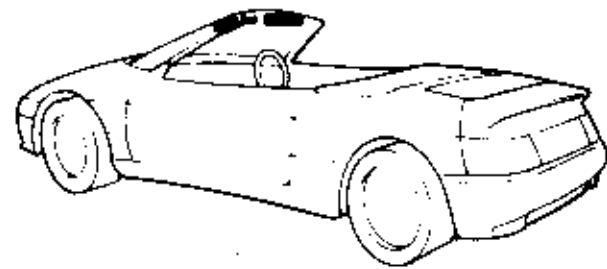
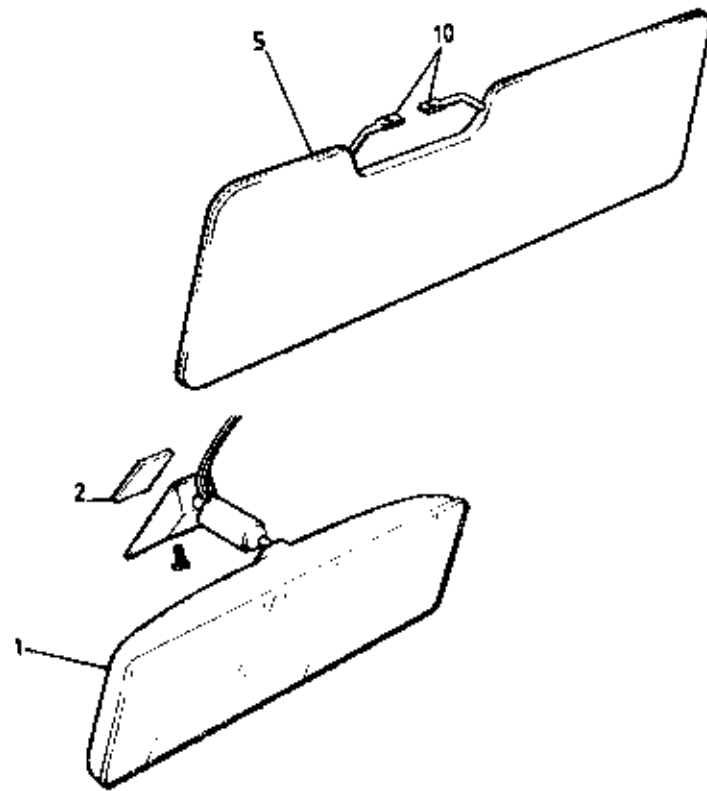
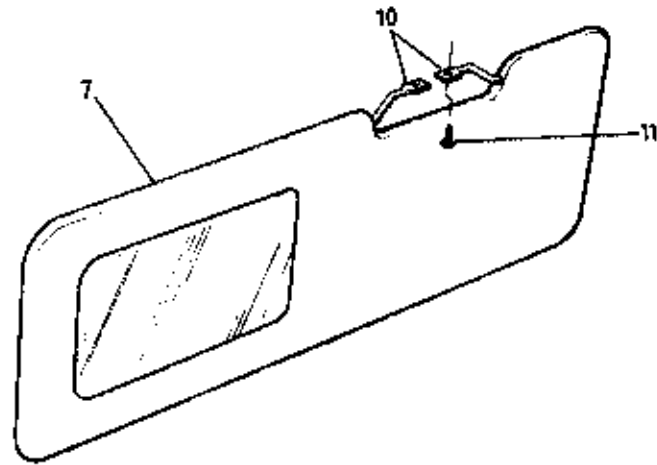
* VIN R 6001 (S2)



ELAN
T501A



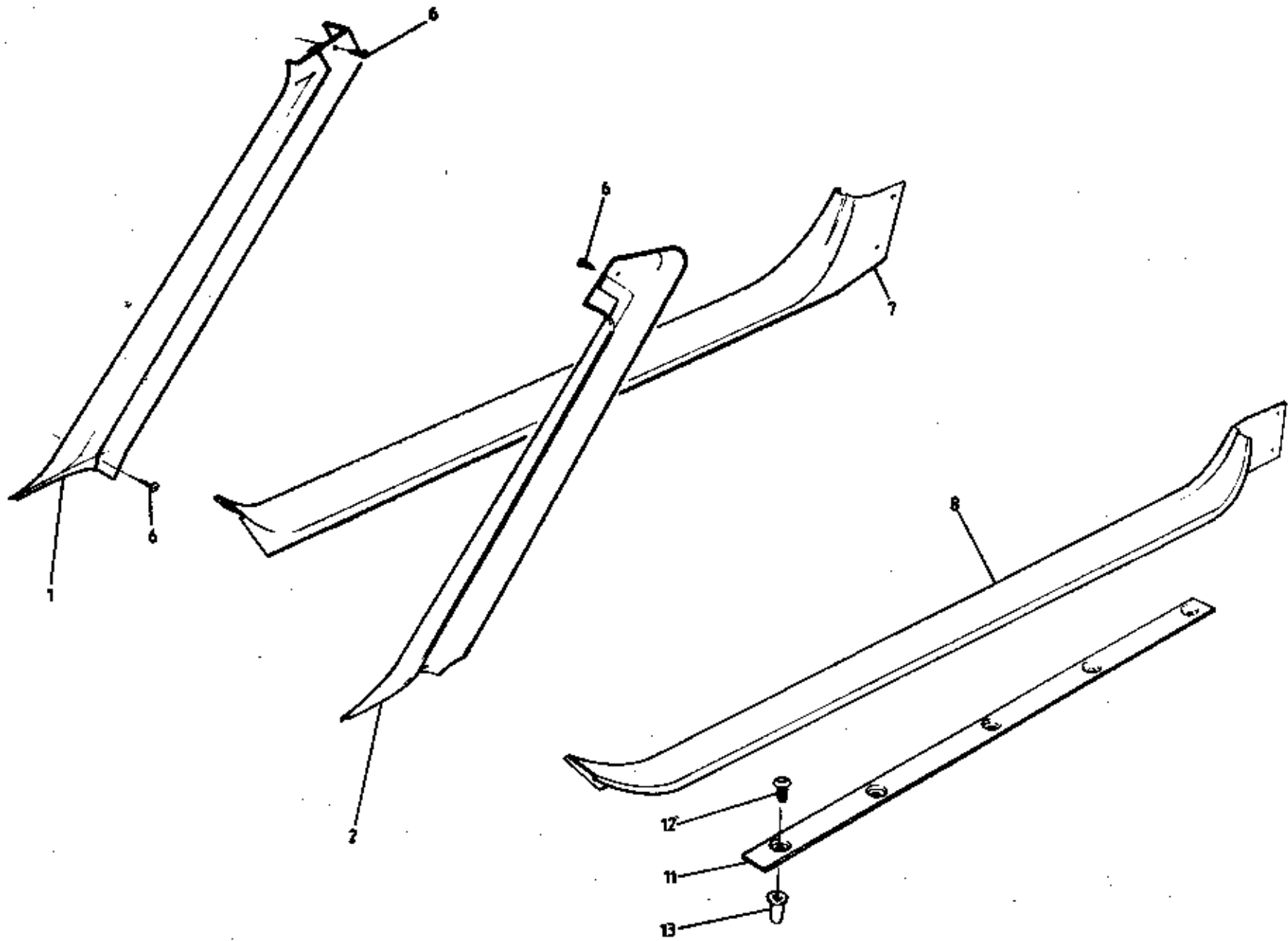
FUNCTION CODE	CONTENTS: Header Rail Trim		QUANTITY		REMARKS
	PART DESCRIPTION	PART NUMBER	ALL		
15.01A					
1	Header Rail Assembly, trimmed	B100V0351J	1		S1 Prior VIN *
	" " " "	A100V0798J	1		S2 From VIN * (provision for alarm sensors)
3	Screw, No.8 x 3/4", header rail fixing	A100W5166F	2		
4	Washer, flat, " " "	A075W4062F	2		
5	Cover, hood catch plate	D100V0153F	2		
6	Hood Header Trim Assembly	B100V0245J	1		* Comprise main panel 0244 + insert 0243 stuck together
	Screw, M6 x 20, hood header trim to hood	A100W7096F	3		* VIN R 6001 (S2)



ELAN
1505A



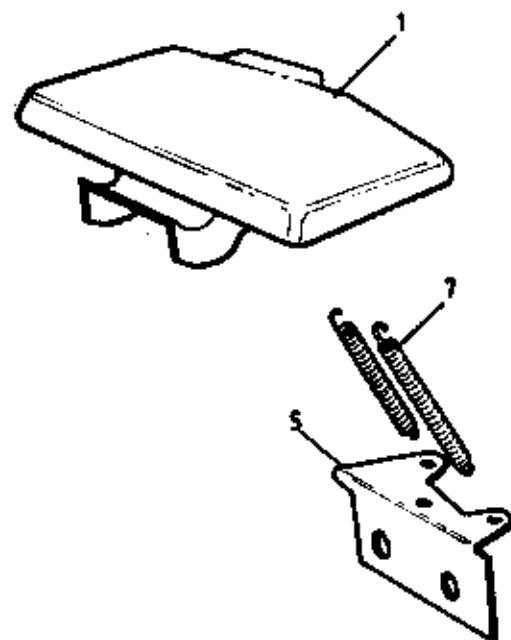
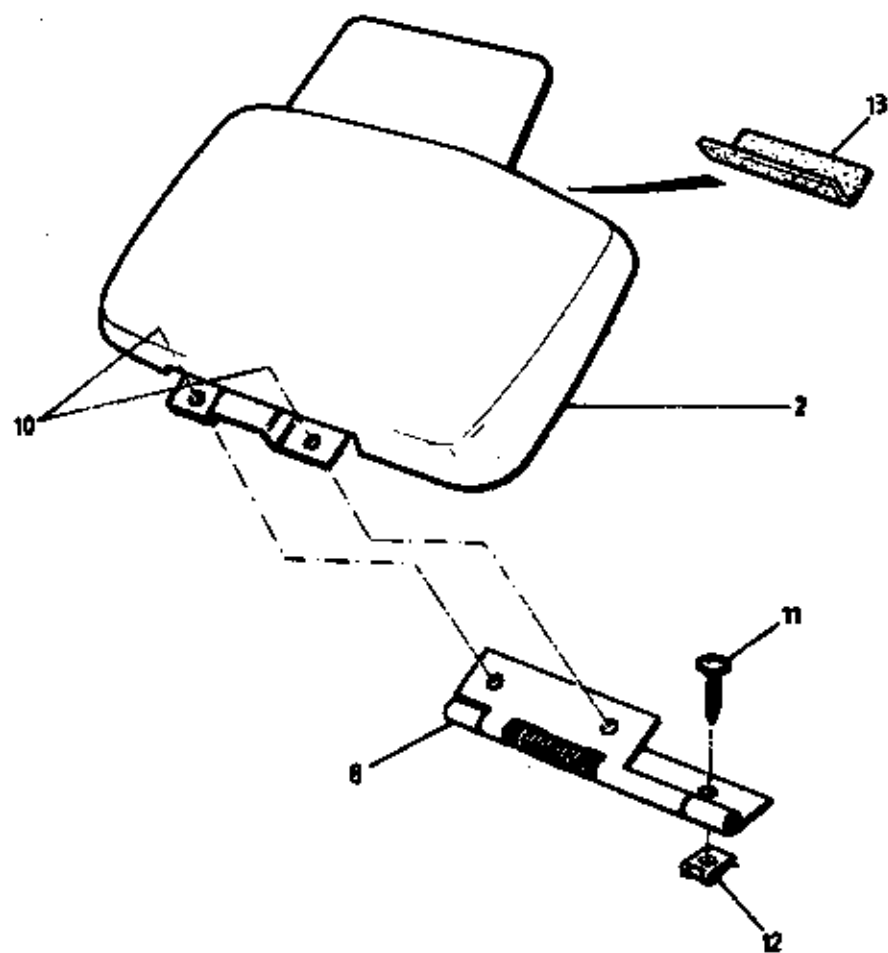
FUNCTION CODE	CONTENTS: Interior Mirrors & Sunvisors		QUANTITY		REMARKS
			ALL		
15.05A	PART DESCRIPTION	PART NUMBER			
1	Interior Mirror (incorp. courtesy lamps)	A100V0015F	1		
2	Mounting Plinth interior mirror	A100V0016F	1		
	Fixings Kit, " "	A100B6230S	1		(inc. mounting plinth & adhesive)
5	Sunvisor, drivers side (no label)	F100V0085F	1		No catalyst label
	" " (with caution label)	B100V0299F	1		With catalyst label
7	" passenger side (with mirror), RHD	F100V0076F	1		
	" " " " " LHD	F100V0075F	1		
	" driver & passenger sides	A100V6066F	2		Australia (no mirror)
10	Mounting Spigot, sunvisor pivot	B100V0290H	4		(See S/B 1992/03)
11	Screw, M4 x 16, sunvisor fixing	A082W5109Z	4		



ELAN
1507A



FUNCTION CODE	CONTENTS: 'A' Pillar & Sill Kick Plate Trims			QUANTITY		REMARKS
				RHD	LHD	
15.07A	PART DESCRIPTION	PART NUMBER				
1	'A' Pillar Cover, trimmed, RH	D100V0350K	1	1		
2	" " " " LH	D100V0349K	1	1		
6	Screw, No.6 x 1/2", 'A' pillar trim fixing	A075W5020F	4	4		
7	Sill Kick Plate Trim, RH	D100U0072K	1)early type. R/B later type with raised
8	" " " " LH	D100U0211K	1) sealing edge
	" " " " RH	E100U0072K	1			>late type
	" " " " LH	E100U0211K	1			>
	" " " " RH	D100U0210K		1)early type. R/B later type with raised
	" " " " LH	D100U0073K		1) sealing edge
	" " " " RH	E100U0210K		1		>
	" " " " LH	E100U0073K		1		>late type with raised sealing edge
	" " " " Kit (inc. fixings)	A100U0546S	1			>
	" " " " " " " "	A100U0547S		1		>
11	Strip, fastener retaining	C100U0222K	2	2		
12	Fir Tree Fastener, sill kick plate fixing	A100W6451F	10	10		
13	Snapsac, " " " "	A100W6476F	10	10		

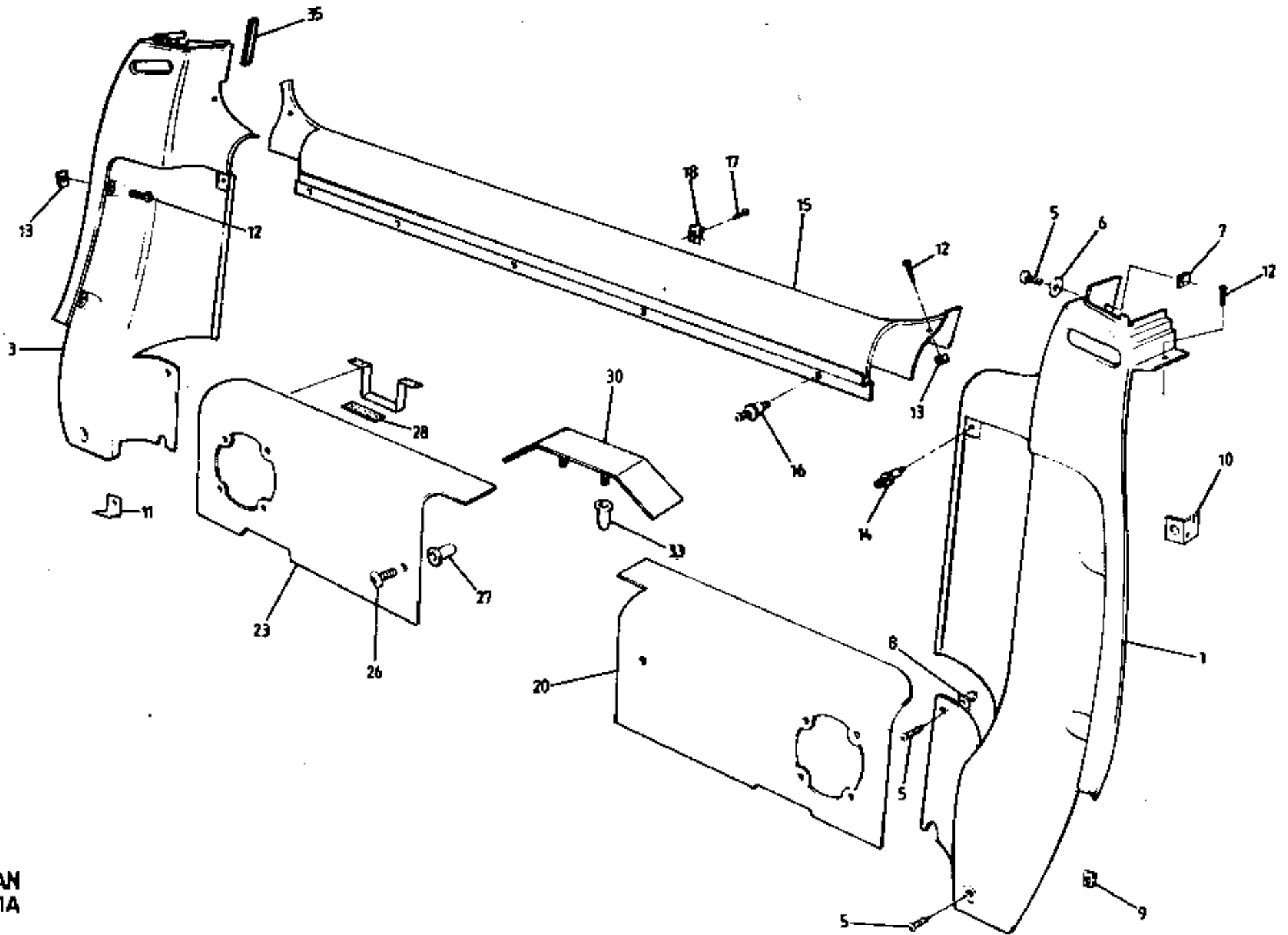


ELAN
1509A



FUNCTION CODE	CONTENTS: 'B' Post Caps	QUANTITY			REMARKS
		PART DESCRIPTION	PART NUMBER	PRIOR VIN #	
15.09A					
1	'B' Post Cap, LH	B100U0259J	1		
2	" " " LH	C100U0259J		1	
	" " " RH	B100U0260J	1		
	" " " RH	C100U0260J		1	
5	Bracket, 'B' post hinge, LH	A100B0810F	1		
	" " " " RH	A100B0809F	1		
7	Spring, 'B' post cap	B100U0240F	4		
	Tie Wrap, 90mm, spring retention	A100U6025F	4		
	" " 200mm, " "	A100U6026F	4		
8	Hinge, 'B' post cap, LH	D100U0421F		1	
	" " " " RH	D100U0466F		1	
10	Rivet, hinge to 'B' post cap	A100W6483F		4	
11	Screw, No.6 x 1/4", hinge/bracket fixing	A075W5012F	4	4	
12	Spire Nut, No.6, " " "	A100W6447F	4	4	
13	Rubber Strip, 'B' post cap anti-rattle	A036B6221V	A/R		

* VIN N 6800

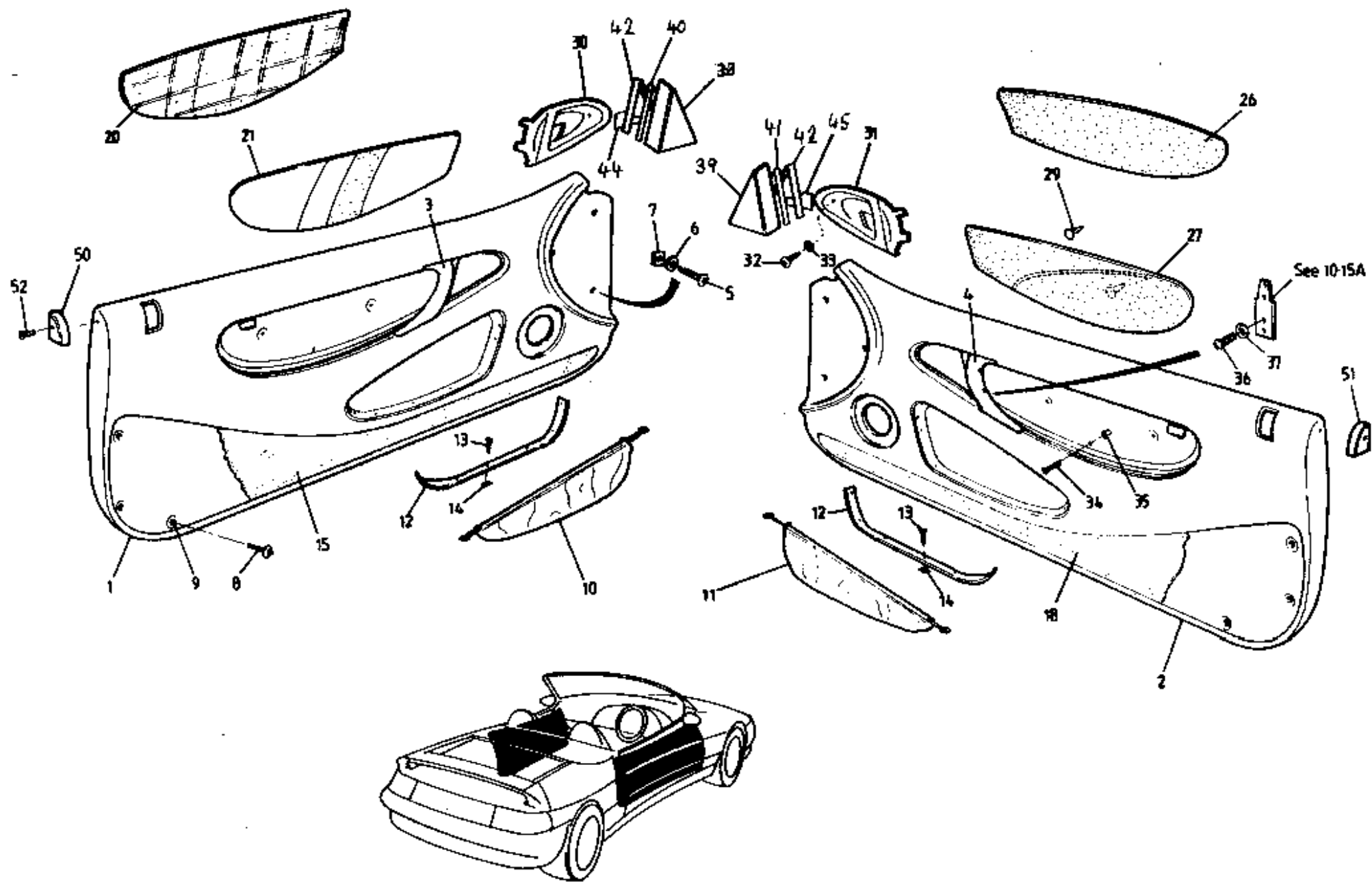


ELAN
1511A



FUNCTION CODE	CONTENTS: 'B' Post Trim, Capping Rail & Speaker Boxes		QUANTITY		REMARKS
			ALL		
15.11A					
	PART DESCRIPTION	PART NUMBER			
1	'B' Post Trim Panel, LH	A100U0385K	1		Prior VIN * (spring retained top cap)
	" " " " LH	B100U0385K	1		From VIN * (hinged top cap)
3	" " " " RH	A100U0384K	1		Prior VIN * (spring retained top cap)
	" " " " RH	B100U0384K	1		From VIN * (hinged top cap)
5	Screw, No.6 x 1/2", 'B' post trim cover fixing	A075W5012F	10		
6	Washer, M4 x 12, " " " " "	A100W4119F	2		
7	'U' Nut, " " " " "	100W6478F	4		
8	Captive Nut, " " " " "	A100W6388F	2		
9	Spire Nut, No.6, " " " " "	A075W6014Z	2		
10	Bracket, " " " side "	B100U0440F	4		
11	" " " lower "	A100U0390F	2		if fitted
12	Screw, No.6 x 3/4", 'B' post cover outer fixing	A075W5028Z	8		
13	Captive Nut, No.6, " " " " "	A075W6024Z	6		
14	Fastex Scrivet, " " " " "	A100W6012F	2		
15	Capping Rail, rear bulkhead	A100B0947K	1		
16	Fastex Scrivet, capping rail fixing	A100B6057F	3		
17	Screw, No.8 x 3/4", " " " "	A100W5166F	4		
18	Spire Nut, No.8, " " " "	A075W6016Z	4		
20	Speaker Box, carpeted, LH, grey	B100V0329J*	1)
	" " " LH, red	B100V0325J*	1)
	" " " LH, yellow	B100V0327J*	1)inc. support bracket & item 26
23	" " " RH, grey	B100V0330J*	1)
	" " " RH, red	B100V0326J*	1)
	" " " RH, yellow	B100V0328J*	1)
26	Fastener, speaker box fixing	A100V6012F	4		
27	Socket, speaker box fastener	B100V6013F	4		
28	Foam, speaker box bracket	A036B6221V	A/R		
30	Infill, carpeted, centre console/bulkhead, grey	A100V0333J	1		
	" " " " " red	A100V0331J	1		
	" " " " " yell.	A100V0332J	1		
33	Socket, infill fastener	B100V6013F	2		
35	Rubber Edging, trim protection	AX75L6020V	A/R		

* VIN W 6800



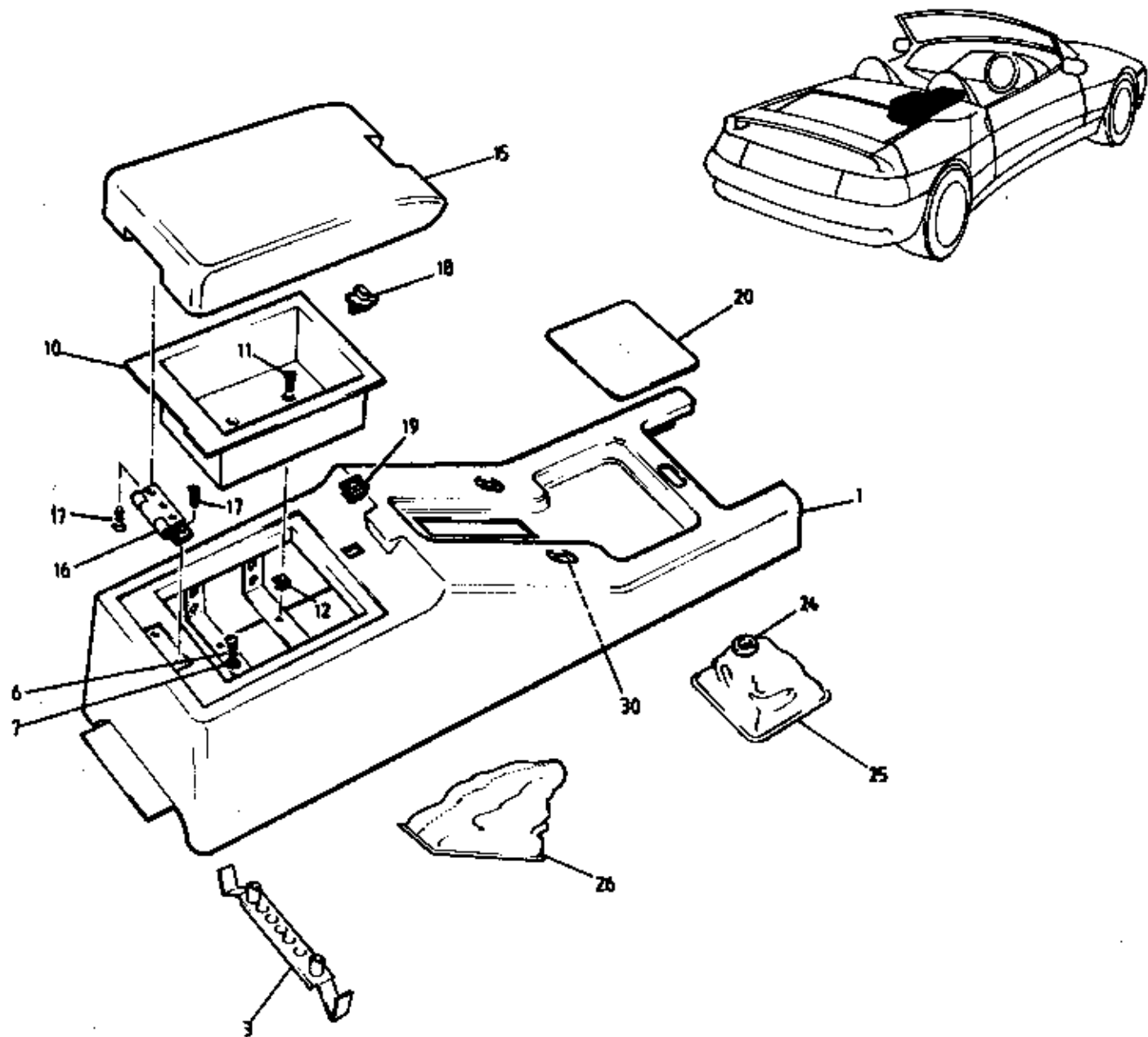
ELAN
 15.13A



FUNCTION CODE	CONTENTS: Door Trim Panels & Inserts		QUANTITY		REMARKS
			ALL		
15.13A	PART DESCRIPTION	PART NUMBER	ALL		
					* When ordering trimmed items complete a separate Trim Order Form & supply: 1. Full V.I.N. e.g. SCC1002T1WHD12345 2. Colour & type of leather 3. Colour & type of cloth 4. Colour of stitching 5. Colour of piping 6. Samples &/or photographs
1	Door Trim Panel Assembly (inc. grab handle) LH	C100V0001F	1		Prior VIN #
	" " " " " " " LH	G100V0001F	1		From VIN # # VIN # 8161
2	" " " " " " " RH	C100V0002F	1		Prior VIN #
	" " " " " " " RH	G100V0002F	1		From VIN #
3	Grab Handle, LH	A100V0003F	1		
4	" " RH	A100V0004F	1		
5	Screw, No.8 x 1", door trim panel front fixing	A100W5199F	6		
6	Cup Washer, " " " " "	A100W6453F	6		
7	Spire Nut, No.8, " " " " "	A075W6016Z	6		
8	Scrivet, door trim panel lower fixing	A100W6481F	14		
9	Fastener Socket, scrivet	B100V6013F	14		
10	Door Pocket Assembly, LH	B100V0051J	1		
11	" " " RH	B100V0052J	1		
12	Retainer Strip, door pocket fixing	B100V0204F	2		
13	Screw, No.6 x 1", " " "	A082W5022F	10		
14	Spire Nut, No.6, " " "	A075W6013Z	10		
15	Carpet, door, LH, grey	B100V0175F	1		
	" " LH, red	B100V0171F	1		
	" " LH, yellow	B100V0173F	1		
18	" " RH, grey	B100V0174F	1		
	" " RH, red	B100V0170F	1		
	" " RH, yellow	B100V0172F	1		
20	Insert Panel, trimmed, LH	A100V0353J*	1		plaid cloth
21	" " " LH	B100V0353J*	1		striped leather
	" " " LH	C100V0353J*	1		perforated leather S1
	" " " LH	D100V0353J*	1		perforated leather S2

Function Code 15.13A	Contents: Door Trim Panels and Inserts		Quantity	Remarks
	Part Description	Part Number		
				* When ordering trimmed items complete a separate Trim Order Form and supply: 1. Full V.I.N. number e.g. SCC100ZT1MHD12345 2. Colour and type of leather 3. Colour and type of cloth 4. Colour of stitching 5. Colour of piping 6. Samples and / or photographs
24	Insert Panel, trimmed, RH	A100V0352J*	1	Plaid cloth
25	Insert Panel, trimmed, RH	B100V0352J*	1	Striped leather
26	Insert Panel, trimmed, RH	C100V0352J*	1	Perforated leather S1
27	Insert Panel, trimmed, RH	D100V0352J*	1	Perforated leather S2
29	Fastener, insert panel to door panel	A100V6012F	4	
30	Escutcheon, door release, LH	B100V0005F	1	
31	Escutcheon, door release, RH	B100V0006F	1	
32	Screw, No.6 x 1", escutcheon fixing	A100W5171F	2	
33	Cup Washer, escutcheon fixing	A100W6453F	2	
34	Screw, M5 x 30, trim panel to door shell inner	A100W5179F	2	
35	Rawlnut, M5, trim panel to door shell inner	A075W6074F	2	
36	Screw, M4 x 20, trim panel to door	A100W5173F	4) Alternatives
	Screw, M4 x 25, trim panel to door	A100W5155F	4)
37	Washer Flat, trim panel to door	A082W4109F	4	
38	Panel, door cheater, LH	D100V0059F	1	#
39	Panel, door cheater, RH	D100V0058F	1	#
40	Seal, door cheater panel, LH	A100B0889F	1	#
41	Seal, door cheater panel, RH	A100B0890F	1	#
42	Double Sided Tape, cheater panel fixing	C075U6071V	140mm	#*
43	Dual-Lock, (self adhesive) cheater panel fixing	A100V6034	30mm	Pressure sensitive fastening
	Door Cheater Panel assembly LH	A100V6105J	1	Comprising parts marked #
	Door Cheater Panel assembly RH	A100V6106J	1	Comprising parts marked #
44	Watershield, mirror, LH	A100B1133K	1	
45	Watershield, mirror, RH	A100B1134K	1	
	Beading, butyl, 30mm watershield fixing	A100B6207V	A/R	
50	Finisher, door waist seal, rear, LH	A100B1085K	1)
51	Finisher, door waist seal, rear, RH	A100B1086K	1)Prior VIN M 8161
52	Screw, finisher to door	A100W5171F	2)



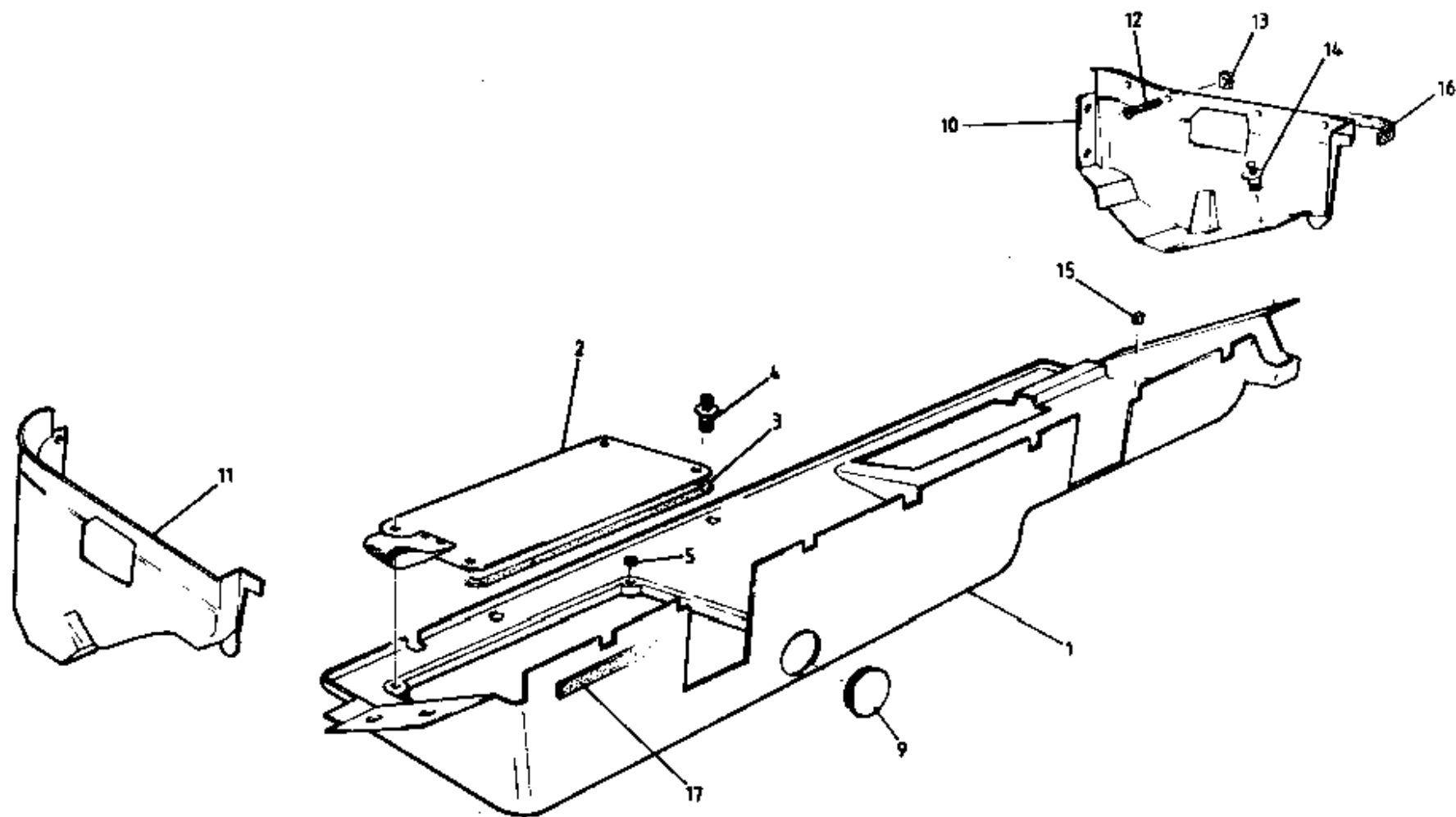


ELAN
1519A



FUNCTION CODE	CONTENTS: Tunnel Top Trim, Gear Lever & Handbrake Gaiters		QUANTITY		REMARKS
			PRIOR VIN *	FROM VIN *	
15.19A	PART DESCRIPTION	PART NUMBER			
1	Centre Console Assembly, tunnel top	B100V0036F	1		
	" " " " "	A100V0881J		1	
3	Bracket, console to tunnel	A100B0228F	2		
	" centre console fixing, front	A100V0883F		2	
	" " " " rear	A100V0879F		1	
6	Screw, M5 x 10, console to bracket	A075W5088Z	4		
7	Washer, s/p, M6, " " "	A075W4046Z	4		
	Bolt, M5 x 50, console to bracket	A079W2026F		3	
	Washer, flat, " " "	A075W4000Z		3	
10	Stowage Tray, centre console	A100V0041H	1		
11	Screw, No.6 x 3/4", tray to console	A075W5028Z	2		
12	Nut, captive, " " "	A100W0131F	2		
15	Armrest/tray lid, centre console	A100V0013H	1		
16	Hinge, armrest	A100V6001H	1		
17	Screw, M4 x 16, hinge & armrest fixing	A082W5109Z	5		
18	Striker, armrest latching	A100V6003H	1		
19	Latch, armrest striker	A100V6002H	1		
20	Mat, centre console oddments	D100V0084K	1		
	" " " " front <i>Tray</i>	A100V0877K		1	
	" " " " rear <i>bin</i>	A100V0878K		1	
24	Tie Wrap, gearlever gaiter to gearlever	A100W6459F	1	1	
25	Gaiter Assembly, gearlever	D100V0040J	1	1	
26	" " handbrake	B100V0039J	1		
	" " "	A100V0871J		1	
	Edge Clip, handbrake gaiter fixing	A100B6059F	6	6	
30	Clip, window lift switch	A082U6298F	2	2	

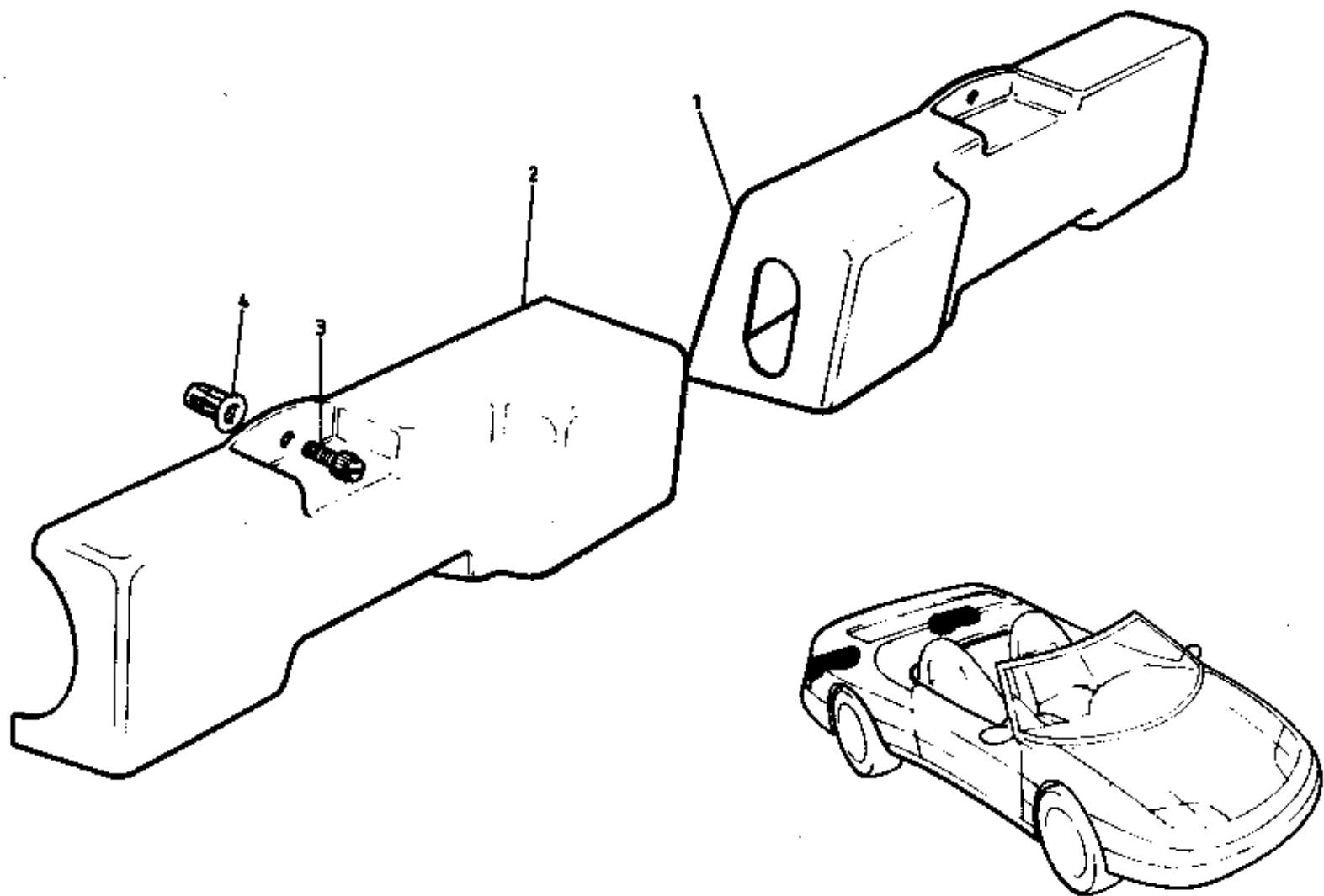
* VIN R 6001 (S2)



ELAN
1521A



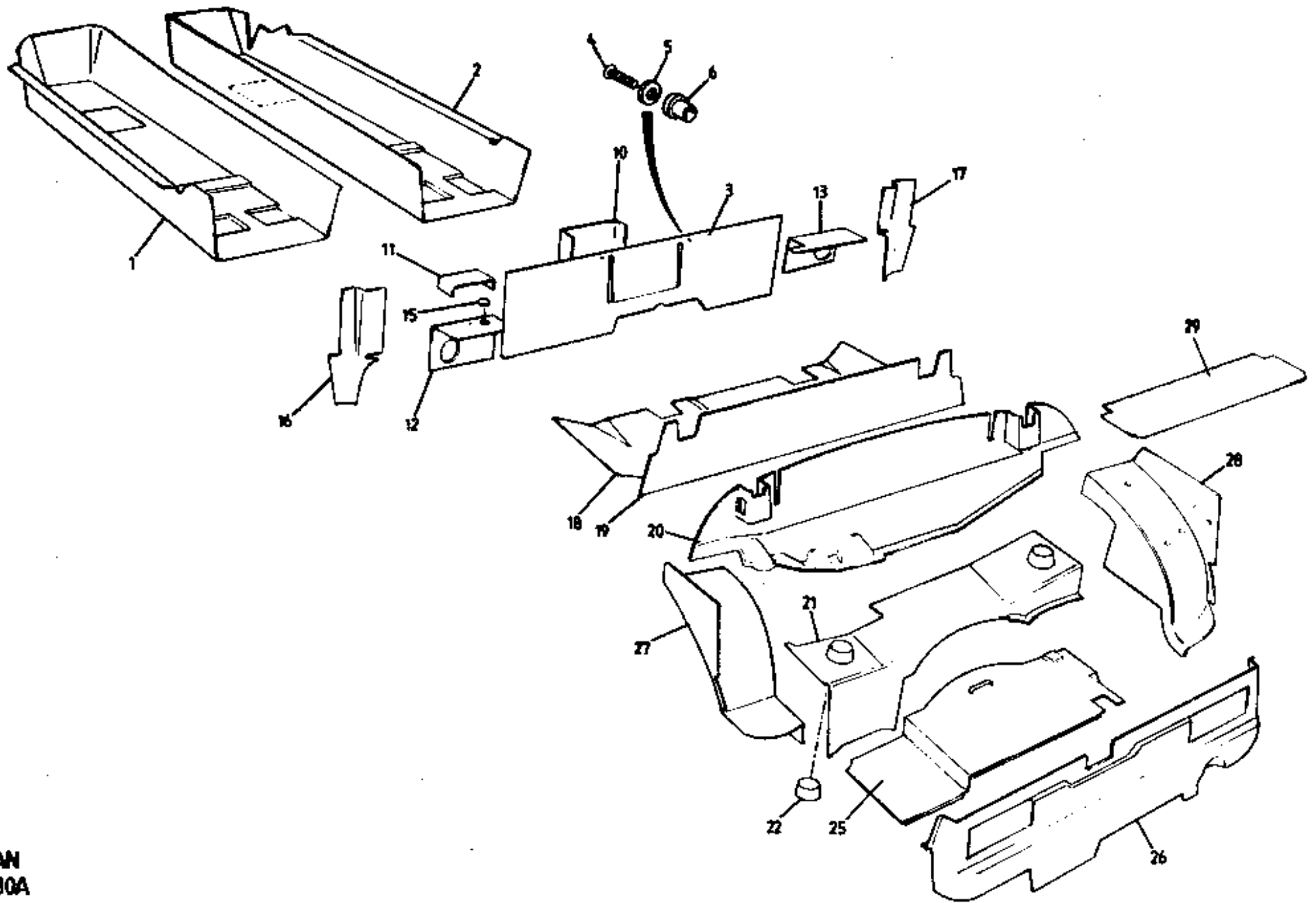
FUNCTION CODE	CONTENTS: Hood Stowage Area Trim		QUANTITY		REMARKS
			ALL		
15.21A	PART DESCRIPTION	PART NUMBER	ALL		
1	Liner Assembly, hood stowage area	A100B1263K	1		inc. battery cover
2	Cover, battery	A100B0531F	1		<i>Customer needs to organize replacement straps.</i>
3	Foam Seal, battery cover to liner	A100B0431V	A/R		
4	Drive Fastener, battery cover to liner	A079W6159F	4		
5	Grommet, battery cover fixing holes	A082U6196F	4		
9	Grommet, hole blanking	X054J6005Z	1		
10	Liner, hood stowage area, LH side	D100B0597K	1		
11	" " " " RH side	D100B0596K	1		
12	Screw, No.6 x 1/4", liner to body	A089W5138F	10		
13	Spire Nut, No.6, " " "	A079W6024F	10		
14	Fastex Scrivet, liner fixing	A100B6057F	10		
15	Edge Panel Fastener, liner front fixing	A100B6059F	6		
16	Foam Strip, liner anti-rattle (6 x 30mm)	A100B6060V	A/R		
17	" " " " " (6 x 20mm)	A100B6080V	A/R		
	Tape, double sided, hood stowage liner	B075U6070V	A/R		



ELAN
1523A



FUNCTION CODE	CONTENTS: Rear Lamp Internal Covers	QUANTITY		REMARKS
		ALL		
15.23A	PART DESCRIPTION	PART NUMBER		
	Cover, rear lamp, LH	A100U0266K	1)
	" " " RH	A100U0267K	1)
	Bracket, cover support, RH	A100U0290F	1)
	" " " LH inboard	A100U0285H	1) Early cars only
	" " " LH outboard	A100U0287F	1)
	Turnbuckle Stud, cover securing	A075W6180F	4)
	Turnbuckle Cam, " "	B075W6181F	4)
1	Cover, rear lamp, LH	B100U0267K	1	>
2	" " " RH	B100U0266K	1	> Later cars with no support brackets
3	Screw, rear lamp cover securing	A100W6474F	2	>
4	Jacknut, " " " "	A075W3031Z	2	>



ELAN
1530A



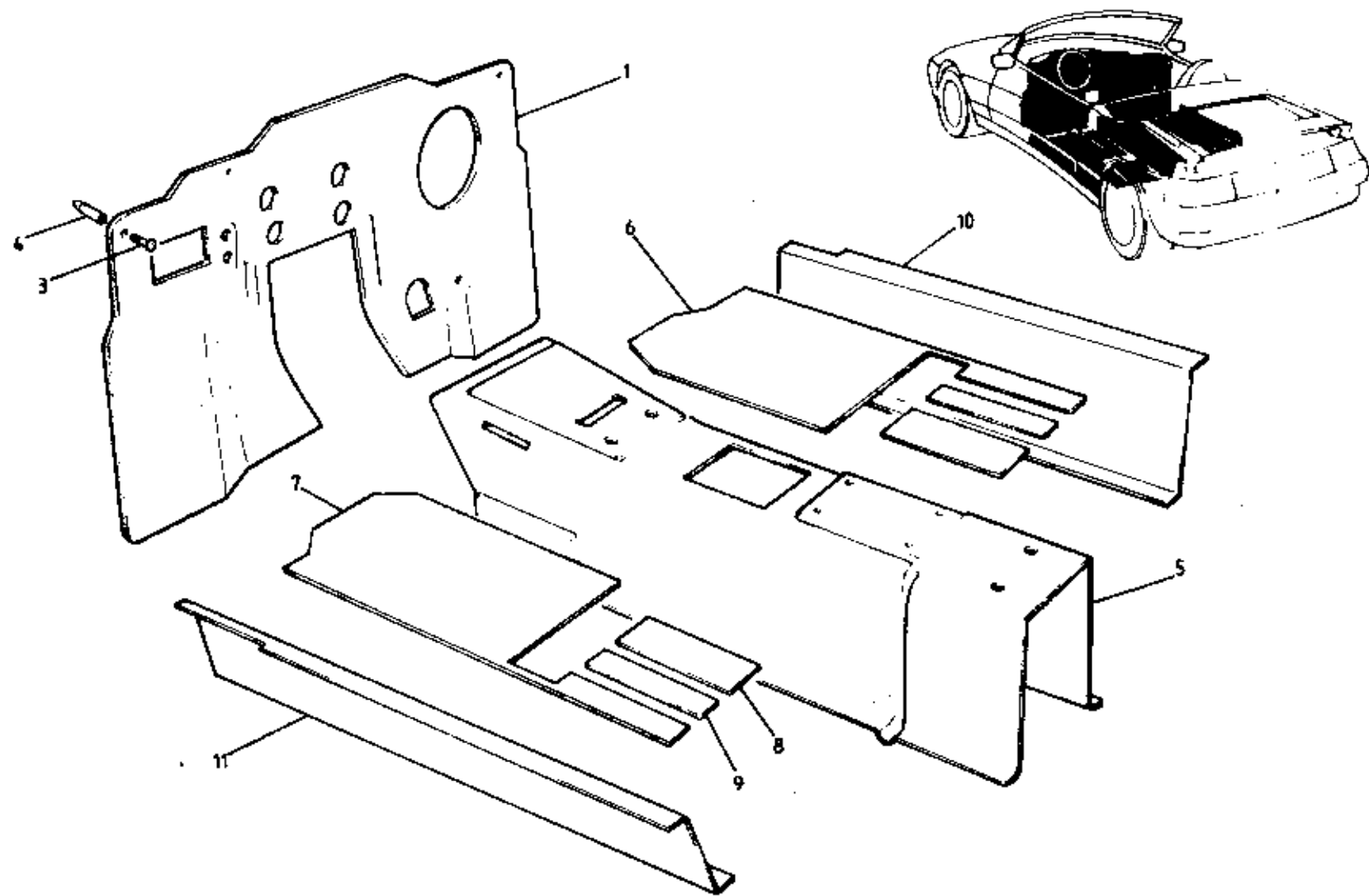
FUNCTION CODE	CONTENTS: Interior & Boot Carpets	QUANTITY		REMARKS	
		PRIOR VIN *	FROM VIN *		
15.30A	PART DESCRIPTION	PART NUMBER			
1	Carpet, moulded, interior, LH, grey	A100V0155F	1	1	
	" " " LH, red	B100V0091F	1	1	
	" " " LH, yellow	A100V0157F	1	1	
2	" " " RH, grey	A100V0154F	1	1	
	" " " RH, red	B100V0092F	1	1	
	" " " RH, yellow	A100V0156F	1	1	
3	" rear bulkhead, grey	D100V0114F	1	1	
	" " " red	C100V0109F	1	1	} R/B Item 10
	" " " yellow	B100V0162F	1	1	
4	Screw, M5 x 25, rear bulkhead carpet securing	A082W5115F	2	2	
5	Washer, flat, " " " "	A075W4063Z	2	2	
6	Rawlnut, M5, " " " "	A075W6074F	2	2	
10	Map Pocket Assembly, grey	A100V0317J	1	1	
	" " " red	A100V0315J	1	1	} Inc Rear Bulkhead Carpet
	" " " yellow	A100V0316J	1	1	
11	Carpet Infill, tunnel top, grey	A100V0183F	1	1	
	" " " " red	A100V0181F	1	1	
	" " " " yellow	A100V0182F	1	1	
12	" rear diaphragm, LH, grey	B100V0110F	1	1	
	" " " LH, red	B100V0105F	1	1	
	" " " LH, yellow	A100V0159F	1	1	
13	" " " RH, grey	B100V0111F	1	1	
	" " " RH, red	B100V0106F	1	1	
	" " " RH, yellow	A100V0158F	1	1	
15	Access Plug, inertia switch	A100V6065F	1	1	
16	Carpet, 'B' post, LH, grey	C100V0113F	1		
	" " " LH, red	C100V0107F	1		
	" " " LH, yellow	B100V0161F	1		
	" " " LH, grey	A100V0306F		1	
	" " " LH, red	A100V0310F		1	* VIN M 6800
	" " " LH, yellow	A100V0308F		1	
17	" " " RH, grey	C100V0112F	1		
	" " " RH, red	C100V0108F	1		
	" " " RH, yellow	B100V0160F	1		
	" " " RH, grey	A100V0305F		1	
	" " " RH, red	A100V0309F		1	
	" " " RH, yellow	A100V0307F		1	



FUNCTION CODE	CONTENTS: Interior & Boot Carpets		QUANTITY		REMARKS
			PRIOR VIN *	FROM VIN *	
15.30A	PART DESCRIPTION	PART NUMBER			
18	Carpet, hood stowage compartment floor	A100V0231F	1	1	
19	" " " " bulkhead	A100V0234F	1	1	
20	" boot bulkhead	A100V0096F	1	1	
21	" boot crossmember	A100V0186F	1	1	
22	Cover, rear damper	A100V0152K	2	2	
25	Carpet, boot floor	E100V0094S	1	1	Inc. support board, spare wheel cover
	Support Board, spare wheel cover	A100V0246J	1	1	
	" " tool recess	A100V0251J	1	1	
26	Carpet, rear transom	A100V0097F	1	1	
27	" " wheelarch, LH	A100V0185F	1	1	
28	" " " RH	A100V0184F	1	1	
29	" boot lid	A100V0248F	1	1	

* VIN # 6800

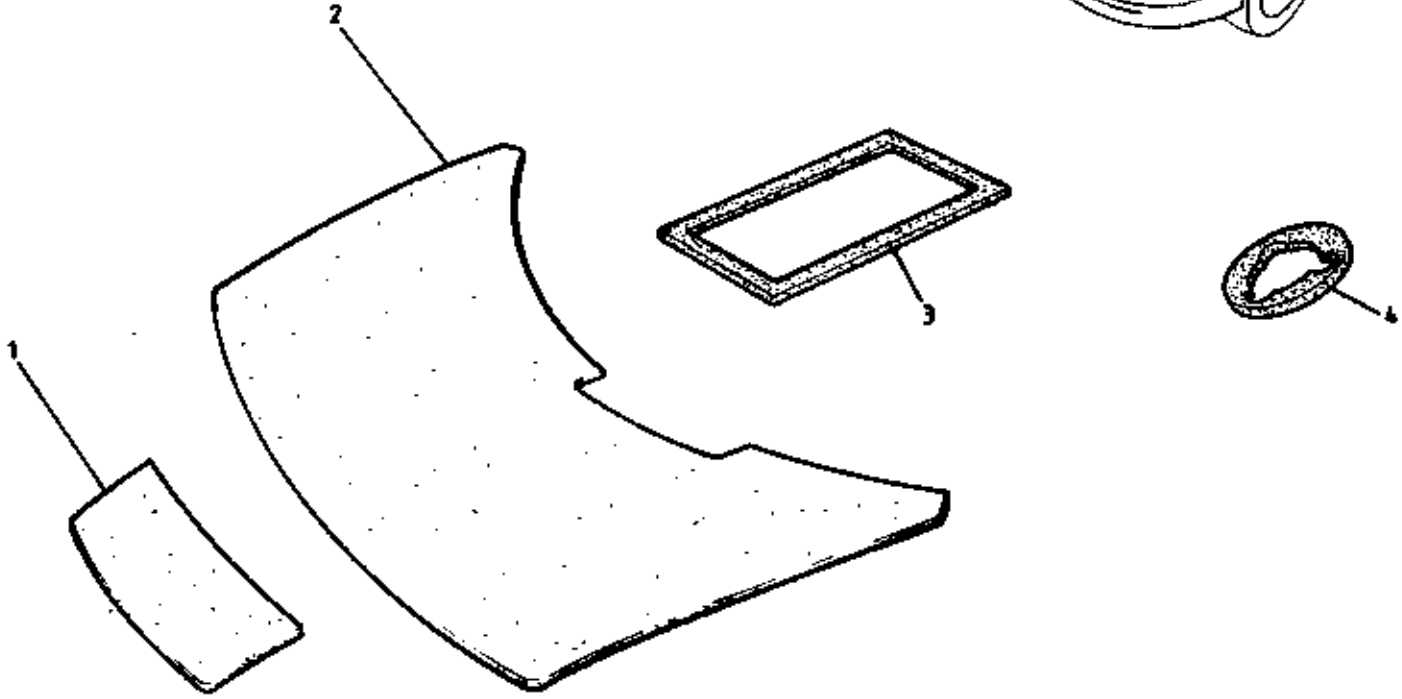
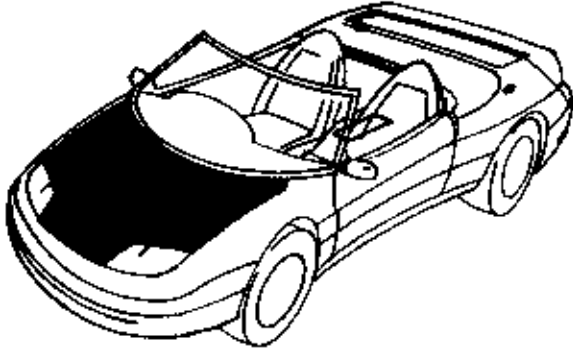
For door trim carpets, see 15.13A



ELAN
1601A



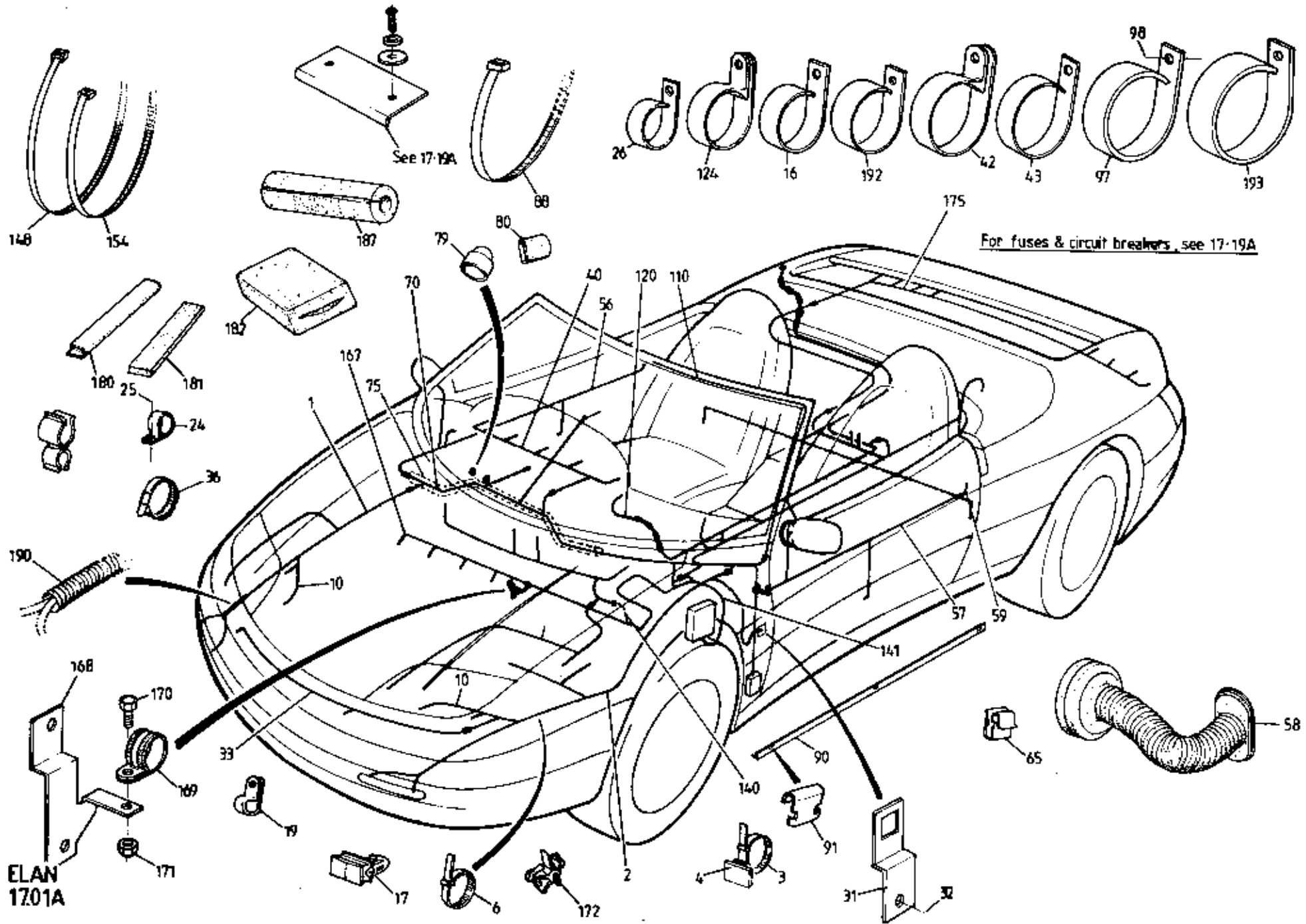
FUNCTION CODE	CONTENTS: Passenger Compartment Sound Insulation		QUANTITY		REMARKS
			ALL		
16.01A	PART DESCRIPTION	PART NUMBER	ALL		
1	Insulation, moulded, front bulkhead, RHD	C100V0018F	1		
	" " " " LHD	C100V0017F	1		
3	Plastic Fastener, sound insulation to bulkhead	A100V6012F	3		
4	Fastener Socket, " " " "	B100V6013F	3		
5	Insulation, moulded, tunnel	B100V0019F	1		
6	" floor pan, RH	C100V0020F	1		
7	" " " LH	C100V0021F	1		
8	" floor pan filler pad, inboard	A100V0126F	2		265mm x 117mm
9	" " " " outboard	A100V0127F	2		265mm x 83mm
10	" sill inner, RH	A100V0022F	1		
11	" " " LH	A100V0023F	1		



ELAN
1602A



FUNCTION CODE	CONTENTS: Body Underside Sound Insulation & Seals		QUANTITY		REMARKS
			ALL		
16.02A	PART DESCRIPTION	PART NUMBER			
1	Insulation, bonnet front section	E100V0252F	1		
2	" " rear "	E100V0253F	1		
3	Seal, handbrake aperture	A100B0227F	1		(use 2 on S2 cars)
4	" rear suspension turret, LH	A100B0667F	1		
	" " " " RH	A100B0668F	1		





FUNCTION CODE	CONTENTS: Harnesses & Leads		QUANTITY		REMARKS
			RHD	LHD	
17.01A	PART DESCRIPTION	PART NUMBER	RHD	LHD	
1	Harness, front, RH	E100M0063F	1	1	
2	" " LH	E100M0062F	1	1	
3	Tie Wrap, front harness connections	A075W6038Z	2		
4	Saddle Clip, " " "	A100W6425F	2		
6	Tie Wrap, releasable, LH front harness	A100W6399F	1		
10	Harness, headlamps (Lucas)	A100M0258F	1	1	europa except France
	" " "	C100M0218F		1	USA
	" " (Cibie)	E100M0217F		1	France
	" headlamp adaptor, RH	A100M0260F	1	1)
	" " " LH	A100M0261F	1	1) Japan
	Tie Wrap, 400 x 4mm, adaptor harness/front har.	A079W6224F	2	2)
16	'P' Clip, adaptor harness to top shell	A075W6227F	2	2)
17	Connector Clip, headlamp harness fixing	A100M6073F	4	4	
	'P' Clip, " " "	A075W6227F	4	4	
19	'P' Clip, closed, " " "	A075W6000Z	9	9	
	Screw, M4 x 12, " " "	A075W5132F	6	6	
	Washer, fibre, " " "	A075W4058F	3	3	
	Nut, Myloc, M4, " " "	A075W3049F	6	6	
	Tie Wrap, " " "	A075W6038Z	4	4	
24	'P' Clip, headlamp cable to pod frame	A075W6004Z	4	4	> with frame & flap type mechanism
25	Screw, No.6 x 1/2" " " "	A075W5012F	4	4	>
26	'P' Clip, open, 9.5mm, sidelamp wiring fix	A100W6344F	5	5	
31	Clip, side repeater harness connector mounting	A100B0895F	2	2) with side repeater lamps
32	Pop Rivet, clip fixing	A100W6397F	2	2)
33	Harness, cooling fans	C100M0026F	1	1	No S.I.R.
	" " "	C100M0233F		1	S.I.R.
36	Tie Wrap, rad. fan harness/chassis centre strut	A075W6038Z	1	1	
40	Harness, instrument pack	A100M0282K	1		
	" " "	B100M0011F		1	
	" " "	A100M0321K		1	with catalyst overheat warning
42	'P' Clip, instrument pack harness	A075W6001Z	1		
43	'P' Clip, open, 16mm, " " "	A100W6345F	1	1	
	Pop Rivet, 'P' clip fixing	A075W6087Z	1		
	Tie Wrap, instrument pack harness/speedo cable	A075W6038Z		1	
51	Edge Clip, " " " " "	A100W6463F		1	



FUNCTION CODE	CONTENTS: Harnesses & Leads	QUANTITY		REMARKS
		RHD	LHD	
17.01A	PART DESCRIPTION	PART NUMBER		
	'P' Clip, open, 9.5mm, minor gauge wiring	A100W6344F	1	
	'P' Clip, minor gage wiring	A075W6227F	2	6
	Washer, M4, spring, 'P' clip fixing	A075W4088F	3	3
	Nut, M4, " " "	A075W3019F	3	3
56	Harness, door, RH	C100M0008F	1	1
57	" door, LH	C100M0009F	1	1
58	Grommet/Sleeve, door harness through body	A100M0044H	2	2
59	Connector Clip, door switch plug	A100M6073F	2	2
	'P' Clip, C.D.L. harness to door inner panel	A075W6227F	4	4
64	Clip, door harness securing	A100M6095H	2	2
65	Edge Clip, door harness to door beam	A100W6408F	2	2
	Harness, wiper motor conversion	A100M0356F	1	
	" " " "	A100M0340F		1
70	Harness, main	C100M0112F	1	
	" "	B100M0183F		1
	" "	D100M0112F	1	
	" "	A100M0345K		1
	" "	A100M0346K	1	
	" "	A100M0343K	1	
75	Conduit, main harness	D100M0088K	1	
	" " "	A100M0089K		1
77	Setscrew, M6 x 16, conduit fixing	A075W1028Z	2	2
78	Washer, flat, " "	A075W4004Z	2	2
79	Cap, protective, " "	A100W6428F	2	2
80	Sleeve, harness protection	A100M6083F	1	
	Screw, s/t, M5 x 20, " "	A075W5084F	1	1
	Screw, M5 x 20, conduit to dash panel	A075W5084F	2	2
	Washer, M6 x 15, " " " "	A075W4015Z	2	2
	Rawlnut, M5, " " " "	A075W6074F	2	2
	Screw, M5 x 20, " " demist duct	A075W5084F	1	1
	Washer, M6 x 15, " " " "	A075W4015Z	1	1
	Rawlnut, M5, " " " "	A075W6074F	1	1
87	Swivel Clip, conduit to demist duct	A082W6325F	1	1
88	Tie Wrap, " " " "	A082W6286F	1	1

}allows fitment of latest wiper motor
}to earlier cars.
}Prior VIN *
}
}>From VIN *
}>
Australia
Japan

* VIN R 6001 (S2)

N.A.



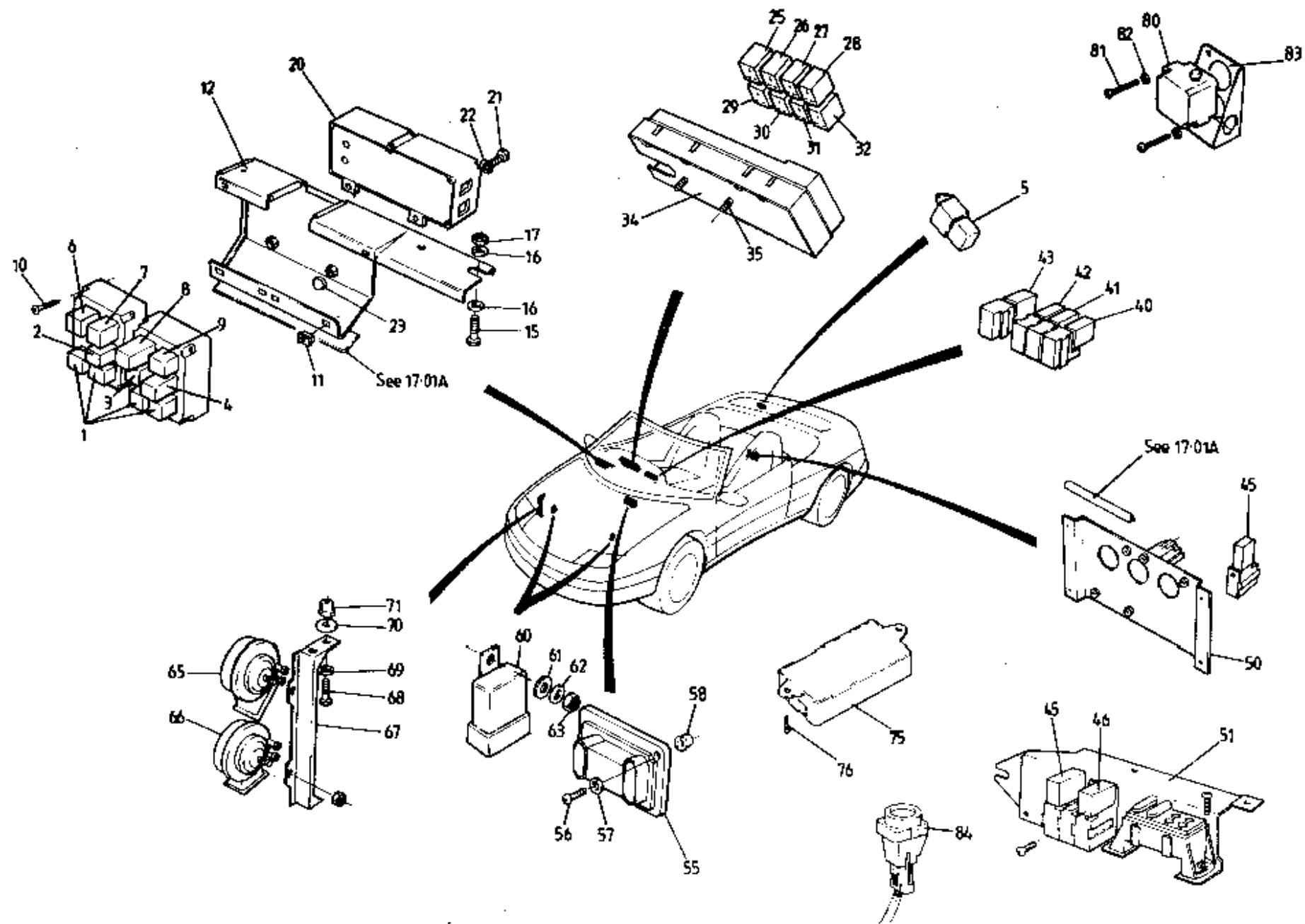
FUNCTION CODE	CONTENTS: Harnesses & Leads		QUANTITY		REMARKS
			RHD	LHD	
17.01A	PART DESCRIPTION	PART NUMBER			
90	Harness Channel, tunnel top	B100U0070K	2	2	
91	Edge Clip, harness channel fixing	A100W6386F	6	6	
	Tie Wrap, main harness to tunnel	A100W6462F	1		
93	Connector Clip, main harness	A100W6073F	8	8	
94	Tie Rod Clamp, main harness to blower brace	A082W6293F	1	1	
	Screw, M5 x 16, " " " " "	A082W5107F	1	1	
	Tie Wrap, " " " " "	A082W6286F	1	1	
97	'P' Clip, open, main harness to h'brake brkt.	A075W6229F	2		
98	Pop Rivet, 'P' clip fixing	A075W6087Z	2		
	Harness, steering column	A100M0309F		1	>
	Harness, Supplementary Inflatable Restraint (SIR)	D100M0077F		1	>
	'P' Clip, open, SIR harness fixing	A075W6228F		14	>
	'P' Clip, open, 9.5mm, SIR harness to pedal box	A100W6344F		1	>
	Pop Rivet, 'P' Clip fixing	A075W6091F		1	>
	Tie Wrap, special, SIR harness fixing	A100W6383F		1	> S.I.R.
	Washer, flat, " " " " "	A075W4001Z		1	>
	Nut, Nyloc, M4, " " " "	A075W3049F		1	>
	Tie Wrap, releasable, SIR harness/main harness	A100W6399F		3	>
	Tie Wrap, SIR harness to tunnel channel	B075W6045Z		3	>
110	Harness, alarm	A100M0265F	1	1	Prior VIN * with dealer fitted Gemini alarm
110	Harness, alarm	A100M0339F	1)
	" "	A100M0338F		1)
	" "	A100M0265F		1) From VIN * with Gemini Aquila 5160T alarm
113	" radio alarm link	A082M4989K	1	1) (factory fitted)
	Screw, M5 x 10, radio alarm link harness fix	A082W5097F	1)
	Washer, M5, spring, " " " " "	A075W4045Z	1)
	Harness, alarm bridging link	A100M0352K	1	1	> No alarm * VIN R 6001 (S2)
	" siren bridging link	A100M0353K	1	1	>
120	" In Car Entertainment (I.C.E.)	B100M0214K	1		Australia & Japan
	" " " " "	C100M0316K		1	
124	Plastic Clip, I.C.E. harness fixing	A075W6021Z	1		
	Screw, s/t, No.6 x 1/2", " "	A075W5010Z	1		
	'P' Clip, open, 16mm, " "	A100W6345F		1	
	Pop Rivet, 'P' clip fixing	A075W6087Z		1	
128	Edge Clip, I.C.E. harness securing	A079W6185F		1	



FUNCTION CODE	CONTENTS: Harnesses & Leads		QUANTITY		REMARKS	
			RHD	LHD		
17.01A						
		PART DESCRIPTION	PART NUMBER			
		'P' Clip, open, 9.5mm, I.C.E. harness/rear fix	A100W6344F	1	1	
		Pop Rivet, 'P' clip fixing	A075W6087Z	1	1	
		'P' Clip, heater control wiring	A075W6227F	1		
		Screw, No.6 x 1/2", 'P' clip fixing	A075W5012F	1		
		Spire Nut, No.6, " " "	A075W6013Z	1		
137		Tie Wrap Cradle, heater unit wiring	A085W6276F	1	1	
138		Diffuser Globe, heater panel lamp	A100M6086H	1	1	
140		Harness, Engine Control Module (E.C.M.)	D100M0006F	1		N.A.
141		" " " "	A100M0355K	1		
		" " " "	A100M0354K		1	
		" " " "	D100M0213F	1	1	alternative to A100M0354/0355
		'P' Clip, open, 16mm, E.C.M. harness fixing	A100W6345F	2		
		'P' Clip, heavy duty, " " "	A075W6002Z	2	3	Heater
		'P' Clip, open " " " "	A075W6229F	1		
		Screw, s/t, No.6 x 1/2", 'P' clip fixing	A075W5014Z		3	
148		Tie Wrap, E.C.M. harness connector	A075W6038Z		1	
		Cable Clip, E.C.M. harness to evaporator unit	A100W6437F	1)
		Washer, M5 x 10, " " " "	A075W4011Z	1) A.C.U.
154		Tie Wrap, releasable, " " " "	A100W6399F	1)
155		Harness, catalyst sensor	A100M0216F	1	1	>
		Tie Wrap, catalyst sensor harness	A075W6038Z	5	5	>
		" " " " to rad. fan. harness	A100W6431F	6	6	>
		'P' Clip, open, 9.5mm, catalyst sensor harness	A100W6344F	1	1	> Catalyst
		Pop Rivet, 'P' clip fixing	A100W6387F	1	1	>
160		Connector Clip, catalyst sensor harness	A100M6073F	1	3	>
		Harness, ignition coil cable assembly	B100M0067F	1) N.A.
		" injectors	B100M0038H	1)
167		" " " "	B100M0037H	1	1	Turbo
168		Support Bracket, injector harness	A100E0058F	1	1	
169		'P' Clip, metal, " " support	A910E6743F	1	1	
170		Setscrew, M6 x 12, " " "	A075W1028Z	1	1	
171		Nut, Nyloc, M6, " " "	A075W3009Z	1	1	
172		Connector Clip, " " "	A100M6074F	2	2	



FUNCTION CODE	CONTENTS: Harnesses & Leads			QUANTITY		REMARKS
				RHD	LHD	
17.01A	PART DESCRIPTION	PART NUMBER				
175	Harness, Rear	C100M0004F	1	1	Prior VIN *	
	" "	D100M0004F	1	1	From VIN *	
	Harness, Central High Mounted Stop Lamp (CHMSL)	B100M0237F	1	1) if fitted	
	Tie Wrap, CHMSL wiring	A075W6038Z	1	1)	
180	Edging Strip, rubber, harness protection	A085U6080V	A/R	A/R		
	" " " " "	AX75L6020V	A/R	A/R		
	Rubber Strip, " "	A036B6221V	A/R	A/R		
181	Seal, Neoprene, harness protection	B075U6054V	A/R	A/R		
	" Foam, " "	A082U6067F	A/R	A/R		
182	Foam Sleeve, " connections	A100M0175F	A/R	A/R		
	" " " "	A100M0176F	A/R	A/R		
	" " " "	A100M0177F	A/R	A/R		
	" " " "	A100M0178F	A/R	A/R		
	" " " "	A100M0179F	A/R	A/R		
187	" " " "	A100M0180F	A/R	A/R	300mm long	
	" " " "	A100M0181F	A/R	A/R	220mm long	
	" " " "	A100M0182K	A/R	A/R	150mm long	
190	Convolute Tubing, " protection	A100M6223F	A/R	A/R		
	" " " "	A100V6028V	A/R	A/R		
192	'P' Clip, open, harness/wiring secure	A075W6228F	A/R	A/R		
193	" " " " " "	A075W6230F	A/R	A/R		
	Harness, seat belt logic module	A100M0358K	1	1	Japan	



ELAN
T703A




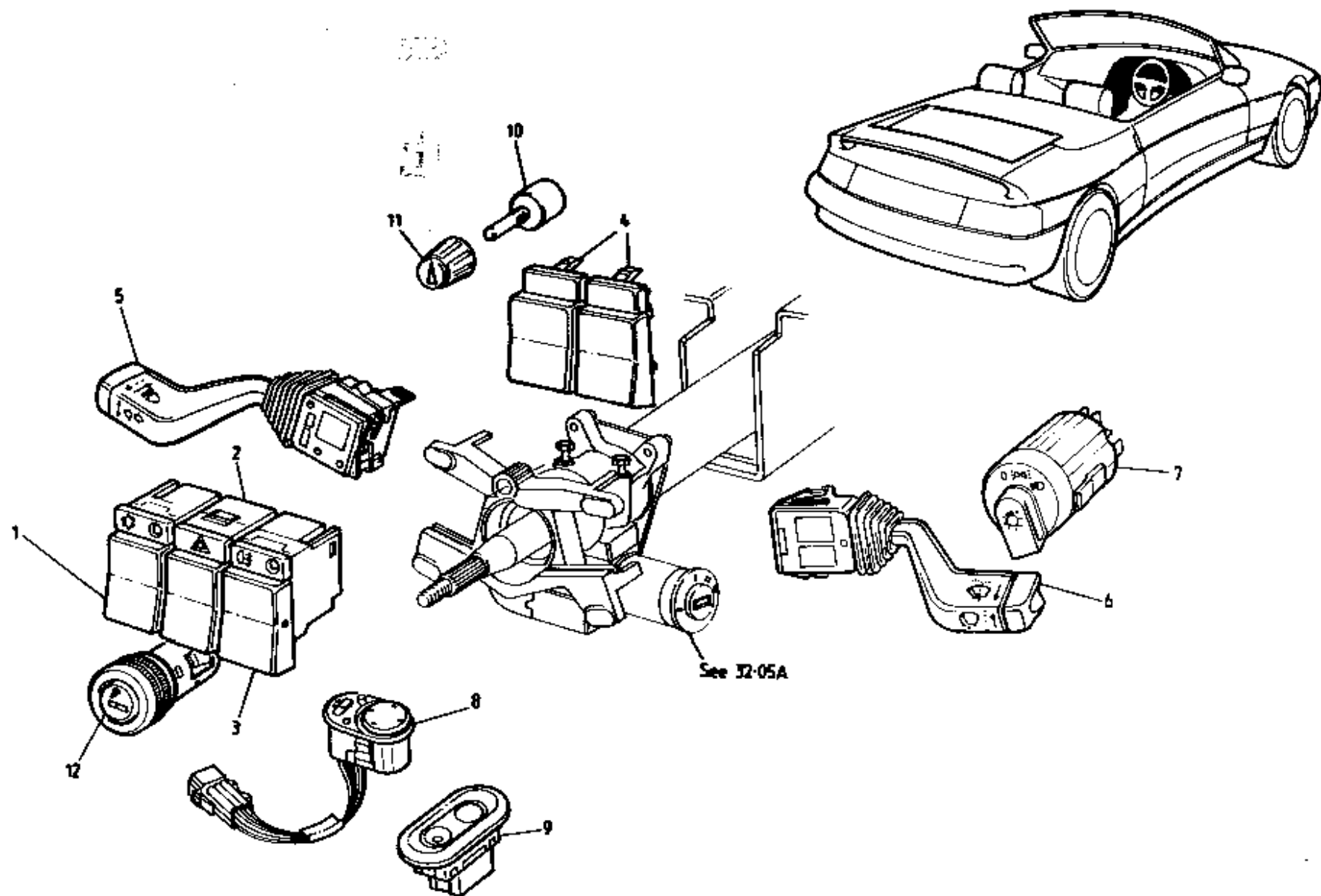
FUNCTION CODE	CONTENTS: Relays, Modules, Horns & Inertia Switch			QUANTITY		REMARKS
	PART DESCRIPTION	PART NUMBER	RHD	LHD		
17.03A						
1	Relay, changeover, 40A, window lift	A100M6069F#	4	4		
2	Delay Module, headlamp pods	B100M0110F	1	1		Red 91/92MY B082M6325F
3	Delay Module, windscreen wipers	A082M6457F	1	1		Black
4	Module, panel lights rheostat	A100M6059F	1	1		Green
5	Delay Module, windscreen washer fluid level w/l	C089M6330F	1			Early cars (mounted in boot)
6	" " " " " " " "	D089M6330F	1	1		Later cars
7	Relay, heated mirror timer	A100M6080F	1	1		
8	Delay Module, interior lamp	A082M6220F	1	1		Prior VIN *
	Module, lights on warning buzzer	A082M6586F	1	1		From VIN * * VIN R 6001 (82)
9	Flasher Unit, direction indicators	A083M6303F	1	1		Yellow
	" " side marker lamps	C082M6219F		1		USA
10	Screw, No.6 x 1", relay housing to mtg. brkt.	A082M5022F	6	8		
11	Captive Nut, " " " " " "	A100M0131F	6	6		
	" " " " " " " "	A100M6388F		2		
12	Bracket, relay housing mounting	C100M0142F	1			
	" " " " " " " "	C100M0141F		1		No S.I.R.
	" " " " " " " "	B100M0227F		1		S.I.R.
15	Setscrew, M8 x 16,, bracket to brace	A075W1036Z	1	1		
16	Washer, spring, M8, " " "	A075W4036Z	2	2		
17	Nut, M8, " " "	A075W3021Z	1	1		
20	Module, CDL control	C100M0065F	1	1		
21	Screw, M4 x 10, CDL control module fixing	A075W5079F	2	2		
22	Washer, M4 x 9, " " " "	A082M4099F	2	2		
23	Protective Cover, module fixings	A100M6424F	2	2		
25	Relay, changeover, 40A, air conditioning	A100M6069F#	1	1		if fitted
26	" " " cooling fans	A100M6069F#	1	1		
27	" " " blower fan fast	A100M6069F#	1	1		
28	" " " main beam	A100M6069F#	1	1		
29	" " " dip beam	A100M6069F#	1	1		
30	" " " electric coolant pump	A100M6069F#	1	1		
31	" " " ignition	A100M6069F#	1	1		
32	" " " start	A100M6069F#	1	1		# C079M6141F may be used as an alternative to A100M6069F
34	Housing, relays	A082M6610F	1	1		
35	Screw, M6 x 50, relay housing to brace	A100W5145F	2	2		



FUNCTION CODE	CONTENTS: Relays, Modules, Horns & Inertia Switch			QUANTITY		REMARKS
	PART DESCRIPTION	PART NUMBER	RHD	LHD		
17.03A						
40	Mini Relay, changeover, 40A, rear fog lamps	A100M6015F	1			
	Relay, " " " " " "	A100M6069F#		1		
41	Mini " " " ECM	A100M6015F	1			
	Relay, " " " "	A100M6069F#		1		
42	Mini " " " blower fan slow	A100M6015F	1) with A/C	
	Relay, " " " " " "	A100M6069F#		1)	
43	Mini " " " horns	A100M6015F	1			
	Relay, " " " "	A100M6069F#		1		
45	Mini Relay, " " fuel pump	A100M6015F	1	1		
46	" " " " radio feed	A100M6015F		1		USA
50	Bracket, relay mounting (hood stowage area)		1			> Prior VIN *
51	" " " (LH speaker comp.)	A100M0230F		1		> * VIN R 6001 (52)
	" " " " " "	B100M0230F	1	1		From VIN *
55	Module, headlamp pod lift	A100M6027F	1	1		
56	Screw, M5 x 20, module fixing	A075W5084F	2	2		
57	Washer, flat, M5 x 10, module fixing	A075W4011Z	2	2		
58	Rawlnut, M5, module fixing	A075W6074F	2	2		
60	Relay, changeover, 4 x main beam headlamps	A100M6104F	2	2)	
61	Washer, flat, M5 x 10, relay fixing	A075W4011Z	2	2) Japan	
62	Washer, s/p, M5, " "	A075W4045Z	2	2)	
63	Nut, M5, " "	A082W3084F	2	2)	
65	Horn, electric, high note (inc. nut & washer)	A100M6030F	1	1		
66	" " low note " " " "	A100M6031F	1	1		
67	Bracket, horn mounting (RHF quarter)	B100B0948F	1	1		No S.I.R.
	" " " " " "	A100B1155F		1		S.I.R.
68	Setscrew, M6 x 20, horn bracket fixing	A075W1030Z	2	2		
69	Washer, flat, M6 x 15, " "	A075W4015Z	4	4		
70	Washer, rubber, " "	A036L6019Z	2	2		
71	Rawlnut, M6, " "	A075W6140F	2	2		
75	Module, logic	B082M4866F		1		> S.I.R.
76	Screw, No.6 x 1/2", logic module fixing	A075W5014Z		2		>
						# C079M6141F may be used as an alternative to A100M6069F



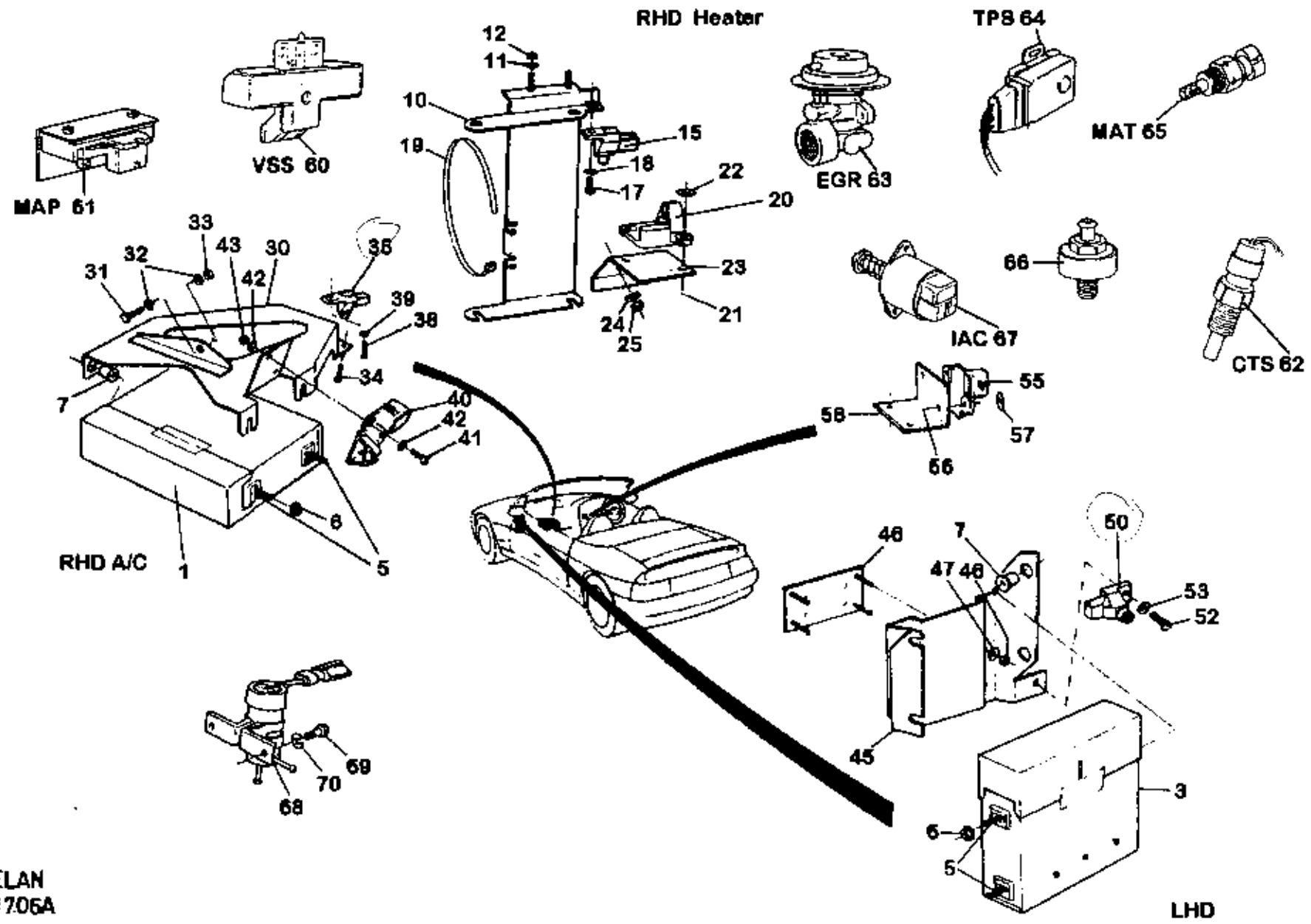
FUNCTION CODE	CONTENTS: Relays, Modules, Horns & Inertia Switch		QUANTITY		REMARKS
	PART DESCRIPTION	PART NUMBER	RHD	LHD	
17.03A					
80	Inertia Switch	B079M6133F	1	1) Prior VIN *. RHD in) battery compartment,) LHD in LH speaker box. See S/B 1990/15))) From VIN *. In LH speaker box)) >Japan) >)) N.A.) * VIN R 6001 (S2)
81	Screw, M5 x 40, inertia switch to bracket	A100W5154F	2	2	
82	Washer, s/p, M5, " " " "	A075W4045Z	2	2	
83	Bracket, inertia switch mounting	A100M0257F	1		
84	Inertia Switch	A082M6598F	1	1	
	Washer, inertia switch to mounting bracket	A082W4099F	2	2	
	Nut, Nyloc, M4, " " " "	A082W3049F	2	2	
	Logic Module, seat belt warning	C082M4866F	1	1	
	Tie Wrap, module to cross-brace	A075W6038Z	2	2	
	Injector Dropping Resistor	A100E6044F	1		
	Setscrew, M6 x 16, resistor fixing	A075W1028Z	2		
	Washer, s/p, M6 " "	A075W4046Z	2		



**ELAN
1705A**



FUNCTION CODE	CONTENTS: Driver Operated Switches & Cigar Lighter	QUANTITY		REMARKS	
		NON S.I.R.	S.I.R.		
17.05A	PART DESCRIPTION	PART NUMBER			
1	Switch, air conditioning	B100M6005F	1	1	If fitted
	" blank (single)	A100M6006F	1	1	Heater only cars
2	" hazard warning lamps	B100M6016F	1	1	
3	" rear fog lamps	B100M6004F	1	1	Not USA
4	" blank	A100M6006F	1	1	
5	Column Switch, turn/dip/flash	A100M6048F	1		
	" " " " "	A082M6455F		1	
6	" " windscreen wiper/wash	A100M6049F	1		
	" " " " "	A082M6454F		1	
7	Switch, rotary, master lighting	B100M6019F	1	1	
8	" mirror control	A100M6040F	1	1	
9	" window lift	A100M6007F	2	2	
10	Rheostat control, panel lamps illumination	A100M0097F	1	1	
11	Knob, rheostat	A100M0094F	1	1	
12	Cigar Lighter Assembly	B100M6041F	1	1	
	Bezel, cigar lighter, illuminated	B100M6052F	1	1	



ELAN
1706A

LHD

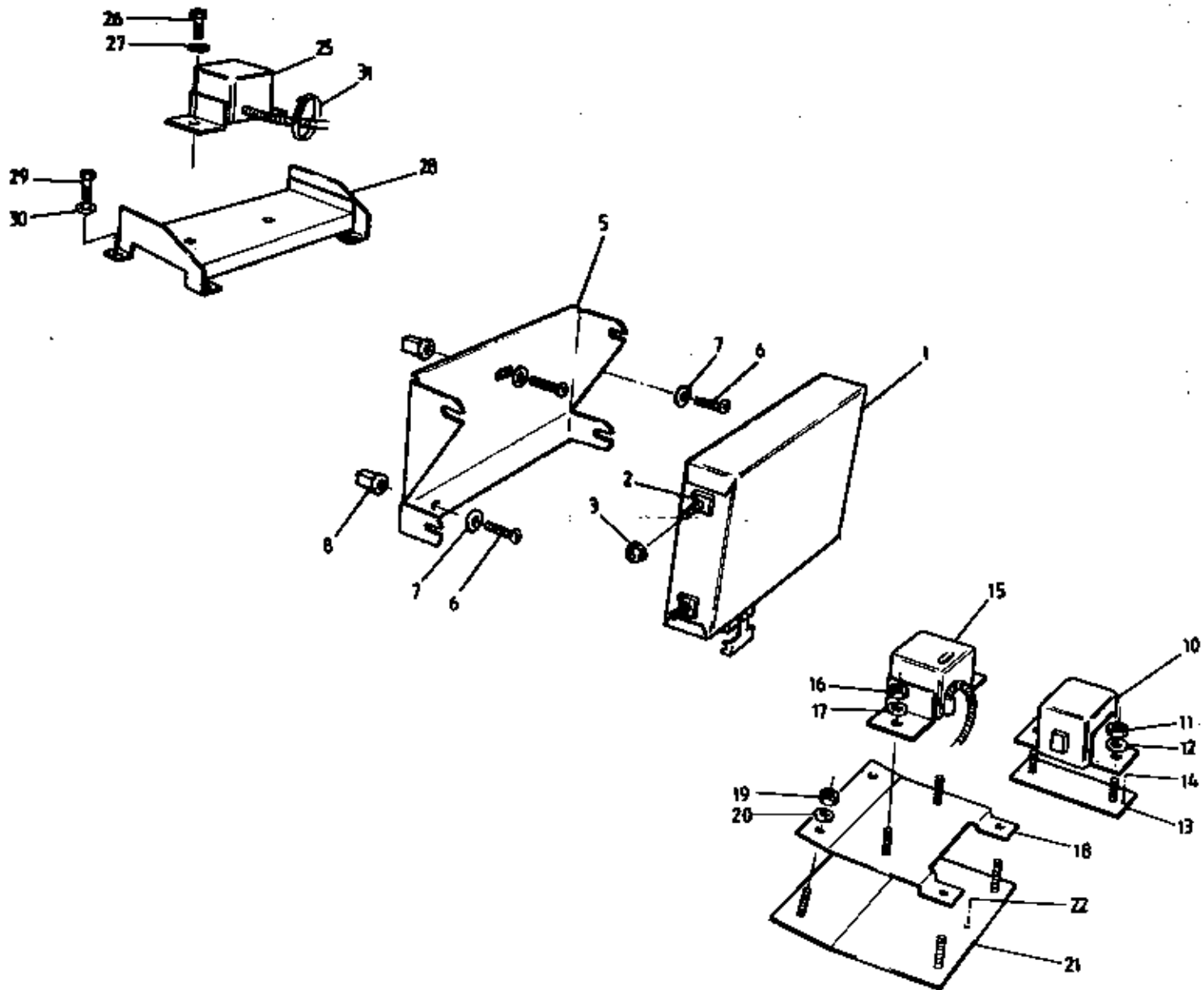
Engine Management ECM Sensors

Dep	Description	Part No	RHD	LHD	Remarks
01	Electronic Control Module, (ECM), engine man.	A100E6228F	1		N.A.
03	Electronic Control Module, (ECM), engine man.	A100E6279F	1	1	Turbo non-catalyst
03A	Electronic Control Module, (ECM), engine man.	A100E6533F	1	1	Turbo catalyst (except California) —
03B	Electronic Control Module, (ECM), engine man.	A100E6532F		1	Turbo catalyst (California)
05	Clip Stud Fastener, ECM fixing	A100M6046F	4	4	
06	Nut, ECM fixing	A100M6047F	2	2	
07	Location Rubber, stud fastener to bracket	A100M6068F	2	2	R/B A082L6159Z
07A	Rubber, stud fastener to bracket	A082L6159Z	2	2	
10	Bracket Assembly, ECM mounting	A100B0802F	1)
11	Washer, flat, M6 x 12, bracket top fixing	A075W4013Z	2)
12	Nut, nyloc, M6, bracket top fixing	A075W3009Z	2)
15	Potentiometer, CO adjustment	A100E6224F	1		N.A.)
15A	Potentiometer, CO adjustment	A100E6151F	1		Turbo non-catalyst)
15B	Seal, anti-tamper, potentiometer	A100E6152F	1)
17	Screw, M5 x 10, potentiometer to bracket	A082W5097F	1) heater only cars
18	Washer, M5 x 10, potentiometer to bracket	A075W4011Z	1)
19	Tie Wrap, harness securing	A079W6224F	1)
20	Parking Socket, Assy. Line Diagnostic Link (ALDL)	A100M6070F	1)
21	Pop Rivet, ALDL socket to mounting bracket	A075W6099Z	2)
22	Washer, pop rivet	A075W4000Z	2)

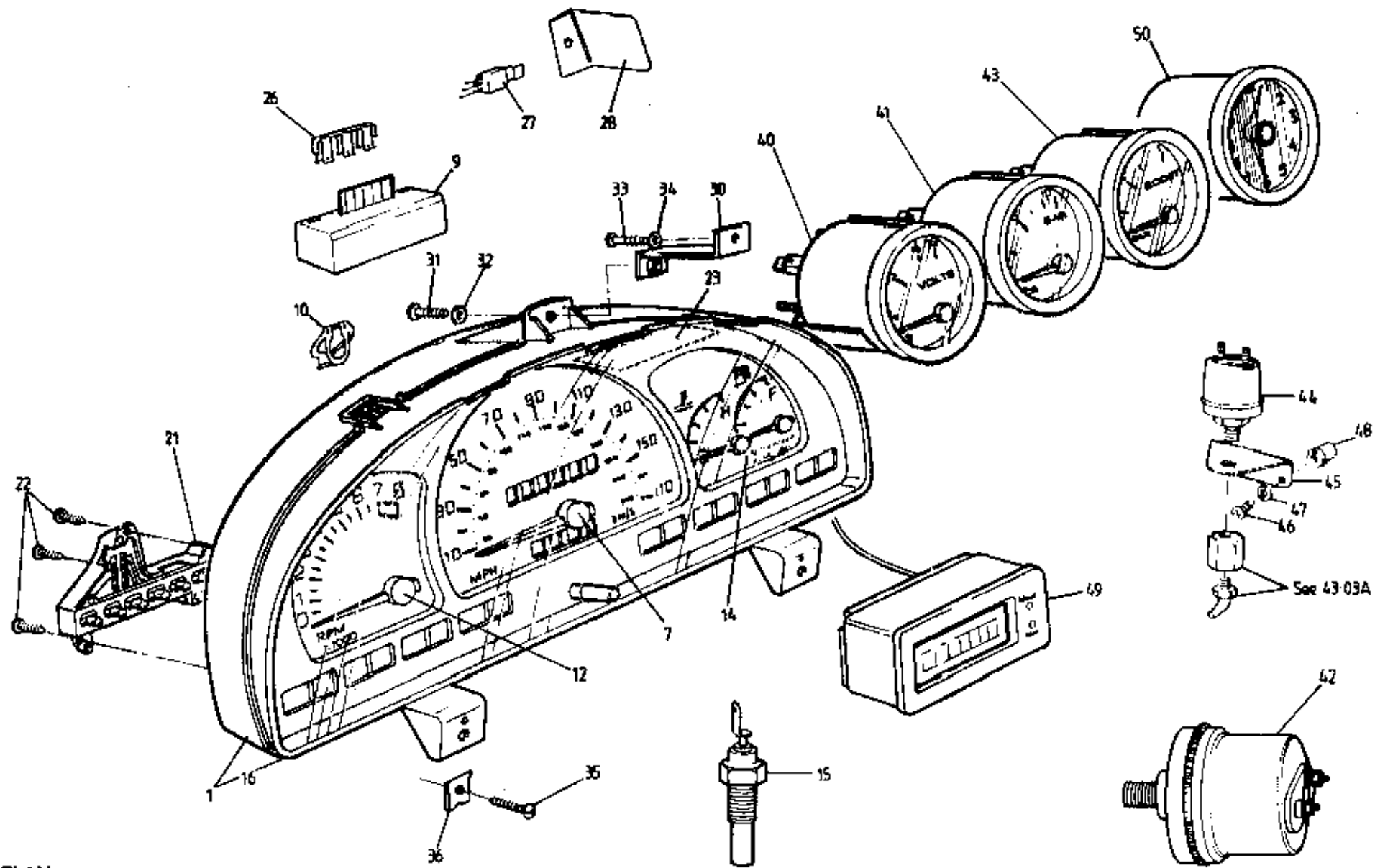
Dep	Description	Part No	RHD	LHD	Remarks
23	Bracket, ALDL socket mounting	A100M0128F	1)
24	Washer, flat, M6 x 12, bracket fixing	A075W4013Z	1)
25	Nut, Nyloc, M6, bracket fixing	A075W3009Z	1)
30	Bracket Assembly, ECM mounting	A100B0781F	1		>
31	Set screw, M6 x 20, bracket fixing	A075W1030Z	1		>
32	Washer, flat, M6 x 12, bracket fixing	A075W4013Z	2		>
33	Nut, Nyloc, M6, bracket fixing	A075W3009Z	1		>
34	Screw, No.8 x 1/4", bracket fixing	A075W5034Z	2		>
35	Potentiometer, CO adjustment	A100E6224F	1		N.A. >
35A	Potentiometer, CO adjustment	A100E6151F	1		Turbo non-catalyst >
35B	Seal, anti-tamper, potentiometer	A100E6152F	1		> A/C carb
38	Screw, No.8 x 1/4", potentiometer fixing	A075W5034Z	1		>
39	Washer, flat, potentiometer fixing	A075W4001Z	1		>
40	Parking Socket, ALDL	A100M6070F	1		>
41	Screw, M5 x 16, ALDL socket fixing	A082W510	2		>
42	Washer, flat, M5 x 10, socket fixing	A075W401	4		>
43	Nut, Nyloc, M5, socket fixing	A075W3008Z	2		
45	Bracket, ECM mounting	A100B0812F		1	
46	Stud Plate, mounting bracket securing	A100U0388F		1	
47	Washer, flat, mounting bracket securing	A075W4000Z		4	
48	Nut, Nyloc, M4, mounting bracket securing	A075W3049F		4	
50	Potentiometer, CO adjustment	A100E6151F		1	Turbo non-catalyst

Dep	Description	Part No	RHD	LHD	Remarks
50A	Seal, anti-tamper, potentiometer	A100E6152F		1	
52	Setscrew, M6 x 16, potentiometer fixing	A075W1028Z		1	
53	Washer, flat, M6 x 15, potentiometer fixing	A075W4015Z		1	
55	Parking Socket, ALDL	A100M6070F		1	
56	Pop Rivet, ALDL socket to mounting bracket	A075W6099Z		2	
57	Washer, pop rivet	A075W4000Z		2	
58	Bracket, connector mounting	A100M0127F		1	
60	Sensor, Vehicle Speed (VSS)	A100N6005S	1	1	mounted behind speedometer
61	Sensor, Manifold Absolute Pressure (MAP)	A100E6054F	1	1	mounted under scuttle moulding
62	Sensor, Coolant Temperature (CTS)	<i>A100E6373S</i> A100E6347S	1	1	mounted in thermostat housing
63	Exhaust Gas Recirculation (EGR) valve	A100E6472S	1	1	mounted on engine
64	Throttle Position Sensor (TPS)	A100E6432S	1	1	mounted on throttle body
65	Sensor, Manifold Air Temperature (MAT)	A100E6283F	1	1	mounted on inlet plenum
66	Sensor, Knock	A100E6319S	1	1	Turbo only. mounted on block
67	Idle Air Control (IAC) valve	A100E6505S	1	1	mounted on inlet manifold
68	Valve, Wastegate Control (boost control frequency valve)	A100E6080F	1	1	Mounted adjacent to air filter housing
69	Setscrew, M6 x 12mm	A075W1027Z	2	2	
70	Washer, (10) M6 x 12.1 x 1.4A	A075W4013Z	2	2	

For rad. fan switch see 40.13A



ELAN
17-06B SLR



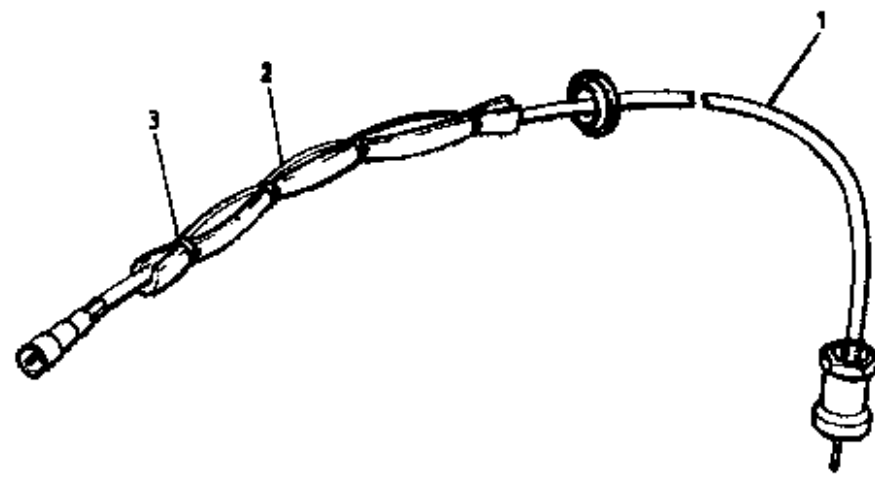
ELAN
 1707A



FUNCTION CODE	CONTENTS: Instruments, Senders & Clock			QUANTITY		REMARKS
	PART DESCRIPTION	PART NUMBER	TURBO	N.A.		
17.07A						
1	Instrument Cluster Assembly	C100M0020F	1	1	R/B C100M0021F	
	" " "	C100M0021F	1	1	MPH/dual fuel/(O) brake warning	
	" " "	C100M0022F	1		Km/h/dual fuel/(O) brake warning	
	" " "	C100M0023F	1		Km/h/unleaded fuel/(O) brake warning	
	" " "	C100M0024F	1		MPH/unleaded fuel/ 'BRAKE' brake warning	
	" " "	A100M0320F	1		Km/h/unleaded fuel/ 'BRAKE' brake warning	
7	Speedometer, MPH	A100N0012S	1	1		
	Speedometer, Km/h	A100N0005S	1			
9	Vehicle Speed Sensor (VSS) module	A100N6005S	1	1		
10	Spring Clip, speedocable retaining	A100N6008S	1	1		
12	Tachometer	A100N0013S	1	1		
	Fuel/Temperature Gauge, dual fuel	A100N0006S	1	1	Non-catalyst	
14	" " " unleaded fuel	A100N0007S	1		Catalyst	
15	Sender, coolant temperature gauge	A100M0042F	1	1		
16	Mask Assembly, gauge mounting	A100N6000S	1	1	No S.I.R.) inc. perspex cover	
	" " " "	A100N6009S	1		S.I.R.)	
	Bulb & Holder, battery charge tell-tale lamp	A100N6010S	1	1	Brown 3W	
	" " " , gauge illumination	A100N6013S	4	4	Green 2W	
	" " " , tell-tale lamps	A100N6012S	A/R	A/R	Black 1.2W	
21	Warning Lamp Assembly	A100M0039F	1	1		
22	Screw, M3 x 10, warning lamp assembly fixing	A075W5080F	3	3		
23	Low Fuel Warning Lamp Circuit Board	A100N6001S	1	1	(above fuel & temperature gauges)	
	Flexible Printed Circuit, small	A100N6002S	1	1		
	" " " , main	A100N6003S	1	1		
26	Clip, main printed circuit/speed sensor module	A100N6004S	1	1		
27	Voltage Regulator, fuel gauge	A100N6007S	1	1		
28	Heat Sink, voltage regulator	A100N6006S	1	1		
30	Bracket, cluster top fixing	A100V0203F	1	1		
31	Screw, M4 x 20, cluster to bracket	A082W1089F	1	1		
32	Washer, M4 x 9, " " "	A082W4099F	1	1		
33	Screw, M4 x 10, bracket to dash	A075W5079F	1	1		
34	Washer, M4 x 9, " " "	A082W4099F	1	1		
35	Screw, M5 x 20, cluster lower fixing	A075W5084F	2	2		
36	Circlip, M5, " " "	A100W6372F	2	2		



FUNCTION CODE	CONTENTS: Instruments, Senders & Clock		QUANTITY		REMARKS
			TURBO	N.A.	
17.07A	PART DESCRIPTION	PART NUMBER	TURBO	N.A.	
40	Gauge, voltmeter	A100M0016F	1	1	
41	" oil pressure	A100M0017F	1	1	
42	Transducer, oil pressure gauge	A100M0002F	1	1	
43	Gauge, turbo boost pressure	A100M0018F	1		
44	Transducer, boost gauge	A082M6365F	1		
	Vacuum Hose, transducer to plenum take-off	A100L0108K	1		
45	Bracket, boost gauge transducer mounting	A100E0012F	1		
46	Screw, M5 x 10, bracket fixing	A082W5097F	2		
47	Washer, flat, M5 x 10, bracket fixing	A075W4011Z	2		
48	Rawlnut, M5, " "	A075W6074F	2		
49	Clock, digital	A100M0068F	1		
50	" analogue	A100M0036F		1	



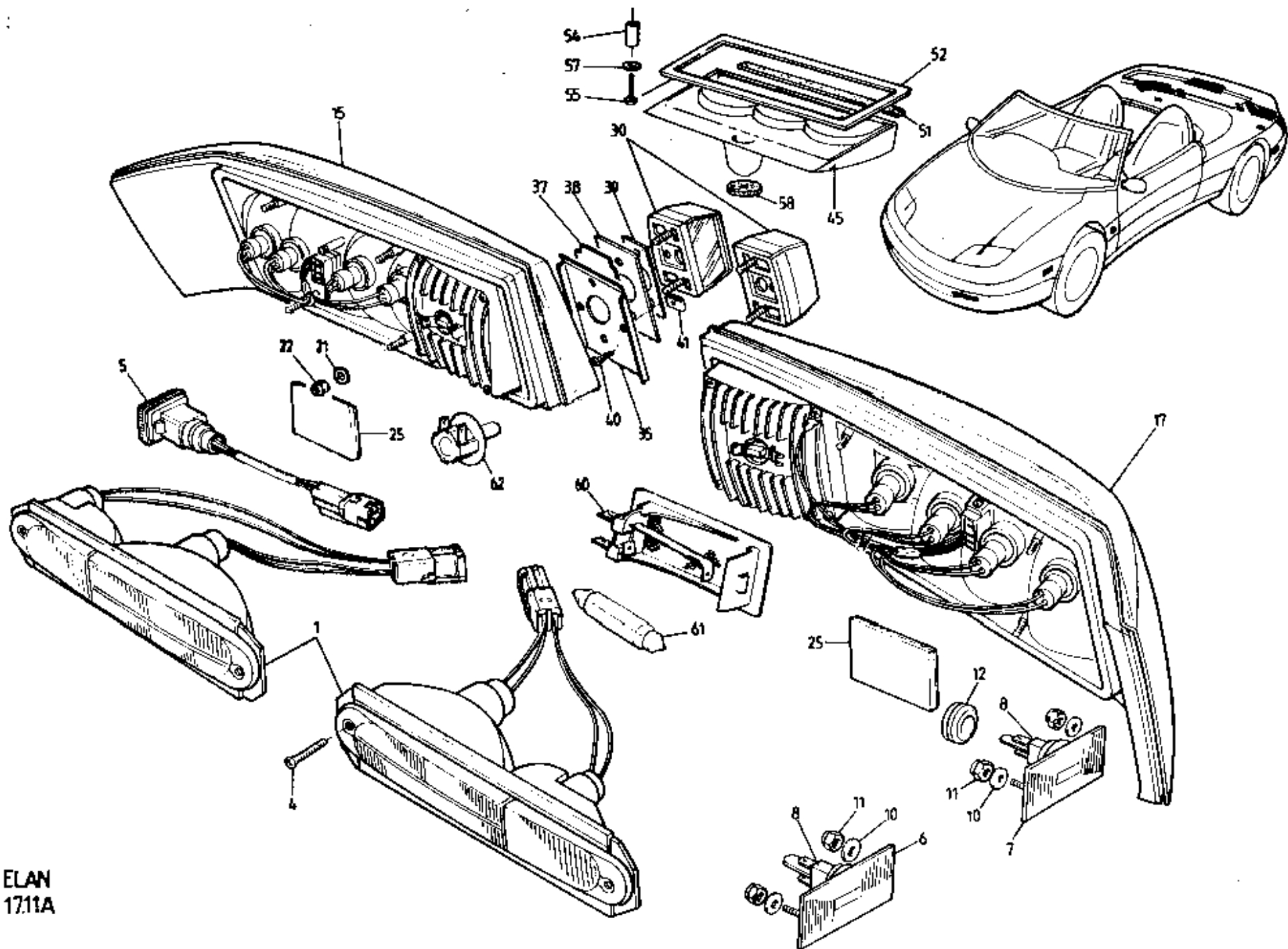
ELAN
T09A





FUNCTION CODE	CONTENTS: Speedo Cable	QUANTITY		REMARKS
		ALL		
17.09A				
	PART DESCRIPTION	PART NUMBER		
1	Cable, speedometer	A100N0001F	1	inc. grommet
2	Foam Tube, speedo cable protection	A100M0180F	1	
3	Tie Wrap, foam tube to speedo cable	B075W6045Z	4	

ELAN
1711A

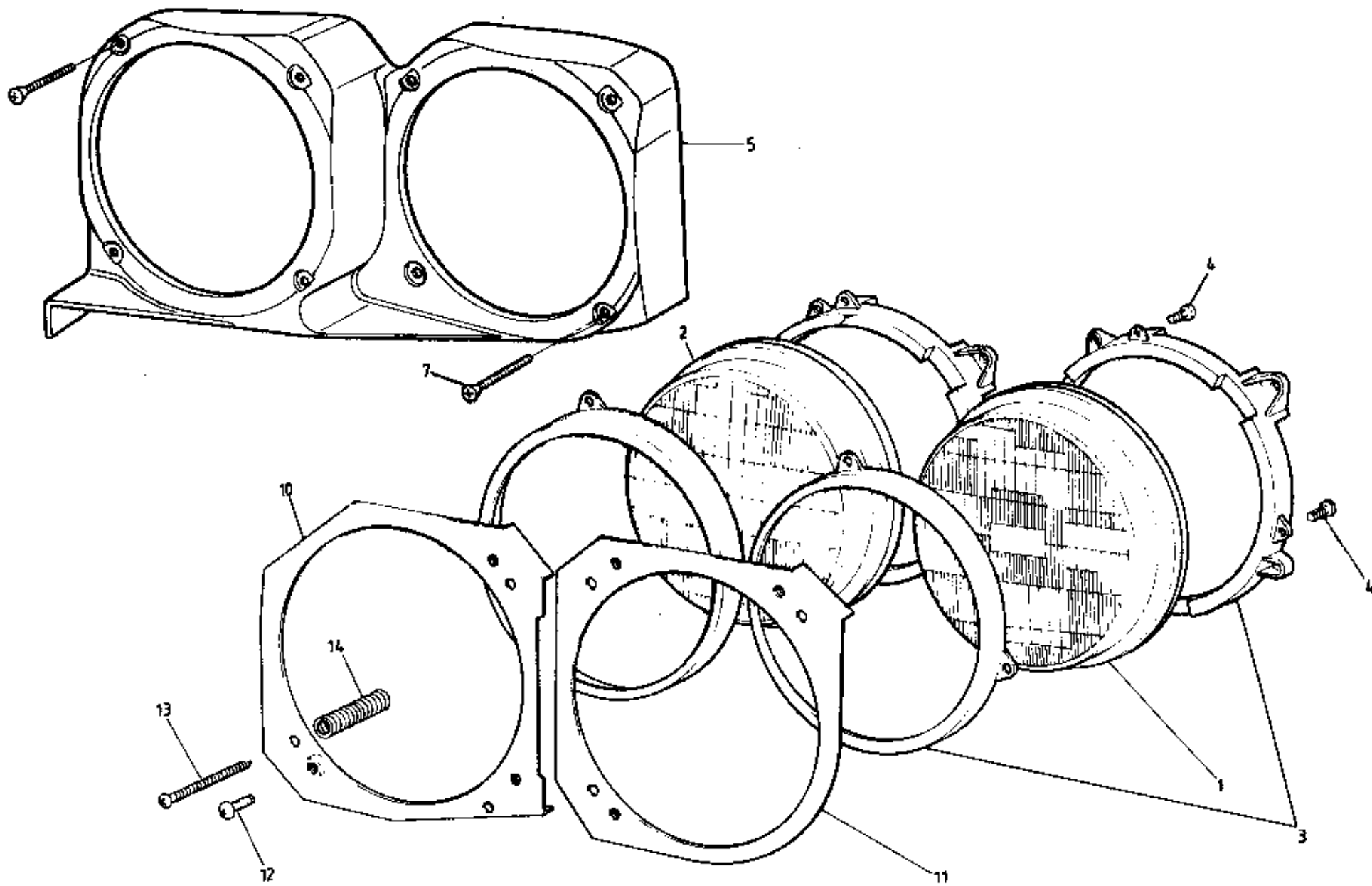




FUNCTION CODE	CONTENTS: Lamps (except headlamps)	QUANTITY		REMARKS	
		NON USA	USA		
17.11A					
	PART DESCRIPTION	PART NUMBER			
1	Lamp, front side/turn	C100M0013F	2	2	
	Screw, M4 x 20, lamp to bumper	A100W5156F	4	4	
	Lens, front side/turn lamp	A100M6154S	2	2	
4	Screw, M4 x 25, lens to lamp	A100W5155F	4	4	
5	Lamp, side repeater	B100M0083F	2		
6	" " marker, amber	A082M6359F		2	
7	" " " red	A082M6360F		2	
8	Bulb, side marker lamps	A082M6342F		4	5W 9.5mm wedge base
	Washer, rubber, side marker lamp to bumper	A036L6019Z		8	
10	Washer, M6 x 18, " " " " "	B082W4018F		8	
11	Nut, Nyloc, M5, " " " " "	A075W3008Z		8	
12	Grommet, rear side marker lamp	X036M6289Z		2	
15	Lamp, rear (with fog lamps), RH	A100M6056F	1		
	" " (no fog lamps) "	A100M6058F		1	
17	" " (with fog lamps), LH	A100M6055F	1		
	" " (no fog lamps) "	A100M6057F		1	
	Washer, flat, M6 x 15, rear lamp fixing	A075W4014Z	8	8	
	" 3/16" x 1/4", " " "	A075W4000Z	8	8	
21	" 3/16" x 1/4", " " "	A075W4009Z	8	8	
22	Nut, Nyloc, M5, " " "	A075W3008Z	8	8	
25	Reflector, bumper mounted, self adhesive, red	A100M0299J	2		Germany
30	Lamp, rear licence plate	A100M0049F	2		Prior VIN M 8264
	" " " " "	B100M0049F	2		From VIN M 8264
	" " " " "	A100M0235F	2	2	USA/Japan/Australia
	Washer, flat, M5 x 10, licence plate lamp fix	A075W4011Z	4	4	
	Nut, Nyloc, M5, " " " " "	A075W3008Z	4	4	
35	Plate, licence plate lamp mounting, RH	A100M0262F	1)
	" " " " " LH	A100M0263F	1)
37	Spacer, mounting plate	A100M0267K	2)
38	Seal, " " "	A100M0264F	2) Japan
39	Plinth, licence plate lamp	A100M0266K	2)
40	Screw, No.6 x 1/2", plinth to plate	A075W5014Z	4)
41	Spire Nut, No.6, " " "	A100W6447F	4)



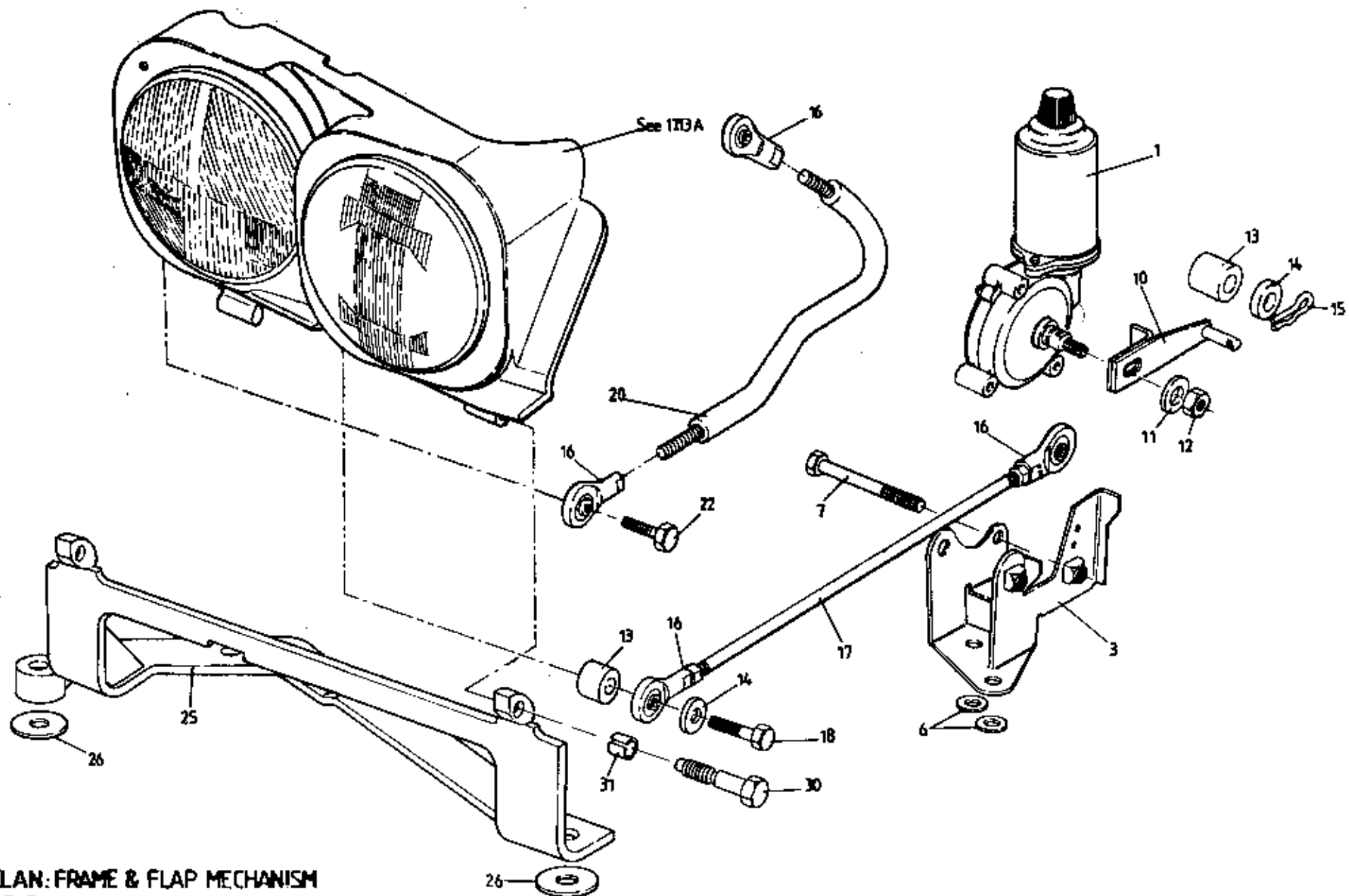
FUNC CODE 17.11A	CONTENTS: Lamps (except headlamps)		QUANTITY		REMARKS
	ITEM No.	PART DESCRIPTION	PART NUMBER	NON USA	
45	Central High Mounted Stop Lamp (CHMSL) assembly	A100M0240J	1		with support leg (stage 1 Body)
	Central High Mounted Stop Lamp assembly	A100M0241J			R/B B100M0241 : no support leg
	Central High Mounted Stop Lamp (CHMSL) assembly	A100M0241J			> (Stage 2 Body)
	Lamp, CHMSL	A100M8029F	1	1	
	Enclosure, CHMSL	A100M0185K	1		Bulb, CHMSL A100M6236S
	Enclosure, CHMSL	B100M0242K		1	
	Tape, double-sided, lamp to enclosure	A089B6191V	A/R	A/R	(44mm)
51	Foam, CHMSL to spoiler	A100V6092K	A/R	A/R	(115mm)
52	Gasket, CHMSL to spoiler	B100M0193F	1	1	
54	Spacer, CHMSL to Spoiler	A100M6102F	2	2	
55	Screw, M5 x 40, CHMSL to spoiler	A100W7102F	2	2	
	Screw, M5 x 16, CHMSL to spoiler	A100W7101F	2	2	
57	Washer, flat, M5 x 10, CHMSL to spoiler	A075W4011Z	4	4	
58	Gasket, foam, enclosure to boot lid, 8mm	A100V0270F	1		
	Gasket, foam, enclosure to boot lid, 5mm	A100V0272F	1		
60	Lamp, boot	A089M8032F	1	1	
61	Bulb, festoon, 5W	A083M6292F	1	1	
62	Micro-switch, boot lamp	A089M8031F	1	1	
*	Mounting Bracket, Boot lamp microswitch	A100U0244F	1	1	Interior courtesy lamp incorporated into interior rear view mirror. See 15.05A



ELAN
17.13A



FUNCTION CODE	CONTENTS: Headlamps	QUANTITY		REMARKS
		RHD	LHD	
17.13A	PART DESCRIPTION	PART NUMBER		
1	Headlamp, outboard, main dip beam <i>Cibie HI</i>	A100M6032F	2	>Europe except France
	" " " " "	A100M6033F		>
	" " " " "	A100M6091F	2	France (yellow)
	" " " " " <i>Sede</i>	A100M6093F	2	USA
	" " " " " <i>44</i>	A100M6098F	2	} Japan
2	" inboard, main beam <i>H4</i>	A100M6099F	2	}
	" " " " " <i>H4</i>	A100M6090F	2	} Europe except France (<i>original Cibie HI lamp</i>
	" " " " " <i>HI</i>	A100M6092F	2	France (yellow)
	" " " " " <i>Faded beam</i>	A100M6094F	2	USA
3	Mounting Ring Assembly, headlamp, outer	B100M0106F	2	
	" " " " inner	B100M0107F	2	
4	Screw, M4 x 15, mounting ring fixing	A100B1087F	12	
5	Pod Frame Assembly, headlamp mounting, LH	E100B0573F	1	>
	" " " " " "	E100B0574F	1	> early cars with 'frame & flap' pods
7	Screw, No.8 x 45, pod frame to mounting rings	A100W5158F	12	> ('opera glass') see 10.07A
10	Mounting Plate Assembly, headlamp, inboard, LH	A100M0247F	1	}
	" " " " " RH	A100M0248F	1	}
11	" " " " " outboard, LH	A100M0249F	1	} 'pod' type headlamp pods
	" " " " " RH	A100M0250F	1	} see 10.07B
12	Screw, M4 x 20, mounting plate to pod	A100W5173F	12	}
13	Screw, No.8 x 50, headlamp adjustment	A100W5176F	12	}
14	Spring, " " " screw	A100B6159F	12	}
	Bulb, Headlamp	A0B2M6288F		Main Beam
	Bulb, Headlamp	A075M6126Z		Dip Beam



ELAN: FRAME & FLAP MECHANISM
1715A

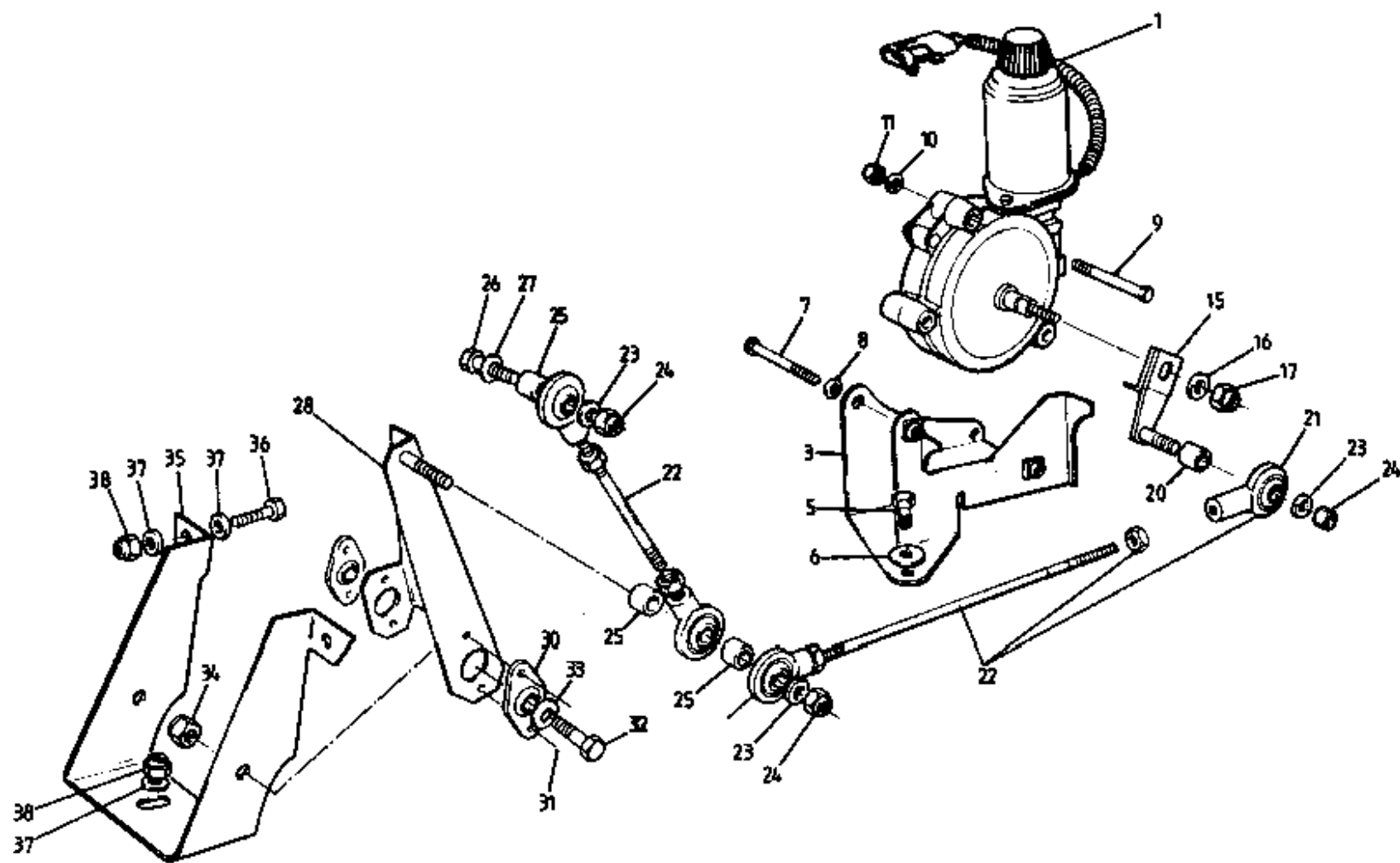


FUNCTION CODE	CONTENTS: Prior VIN * : 'Frame & Flap' Type Lift Mechanism		QUANTITY		REMARKS
			PRIOR VIN *		
17.15A	PART DESCRIPTION	PART NUMBER	PRIOR VIN *		
1	Headlamp Motor, LH	A100B6063F	1		<i>Rockauto.com</i> <i>C4 Corvette based headlamp motor.</i> <i>May require modification</i>
	" " RH	A100B6064F	1		
3	Bracket, motor mounting, LH	E100B0567F	1		
	" " " RH	E100B0566F	1		
	Screw, M6 x 12, bracket to longeron	A100B0853F	4		
6	Washer, flat, M6 x 12, bracket to longeron	A075W4013Z	8		
7	Screw, M5 x 46, precots, motor to bracket	B100B0736F	4		
10	Rotary Link, headlamp motor	E100B0298F	2		
11	Washer, flat, M6 x 12, link to motor	A075W4013Z	2		
12	Nut, Nyloc, M6, " " "	A075W3009Z	2		
13	Spacer, 12mm, headlamp link	A100B0707F	2		
14	Spacer, 1.5mm, " "	A100B0709F	4		
15	Spring Clip, motor link to headlamp drive link	A075W6175F	2		
16	Rod End, pod links	A100B6067F	8		
17	Link, headlamp pod drive	A100B0590F	2		
18	Setscrew, M6 x 25, link to pod frame assembly	A075W1031F	2		
19	Spacer, 4mm, " " " " "	A100B1060F	2		
20	'J' Link, pod flap actuating, LH	D100B0761F	1		
	" " " " " RH	D100B0760F	1		
22	Setscrew, M6 x 25, link to pod frame/flap	A075W1031F	4		
25	Hinge Bracket, pod frame	B100B0759F	2		
26	Shim, hinge to body	A100B0613F	A/R		
30	Screw, headlamp pod pivot	C100B0589F	4		
31	Split Bush, " " "	A100B6018F	4		
	Microswitch, pod up sensing	B100B6065F	2		
	<i>Headlamp left, Gearbox repair kit</i>	<i>A082W6706S</i>			

* VIN L 6300

'Frame & Flap' Type (M) Mechanism
(Opera Glass) Prior VIN *

Elan
17.15A

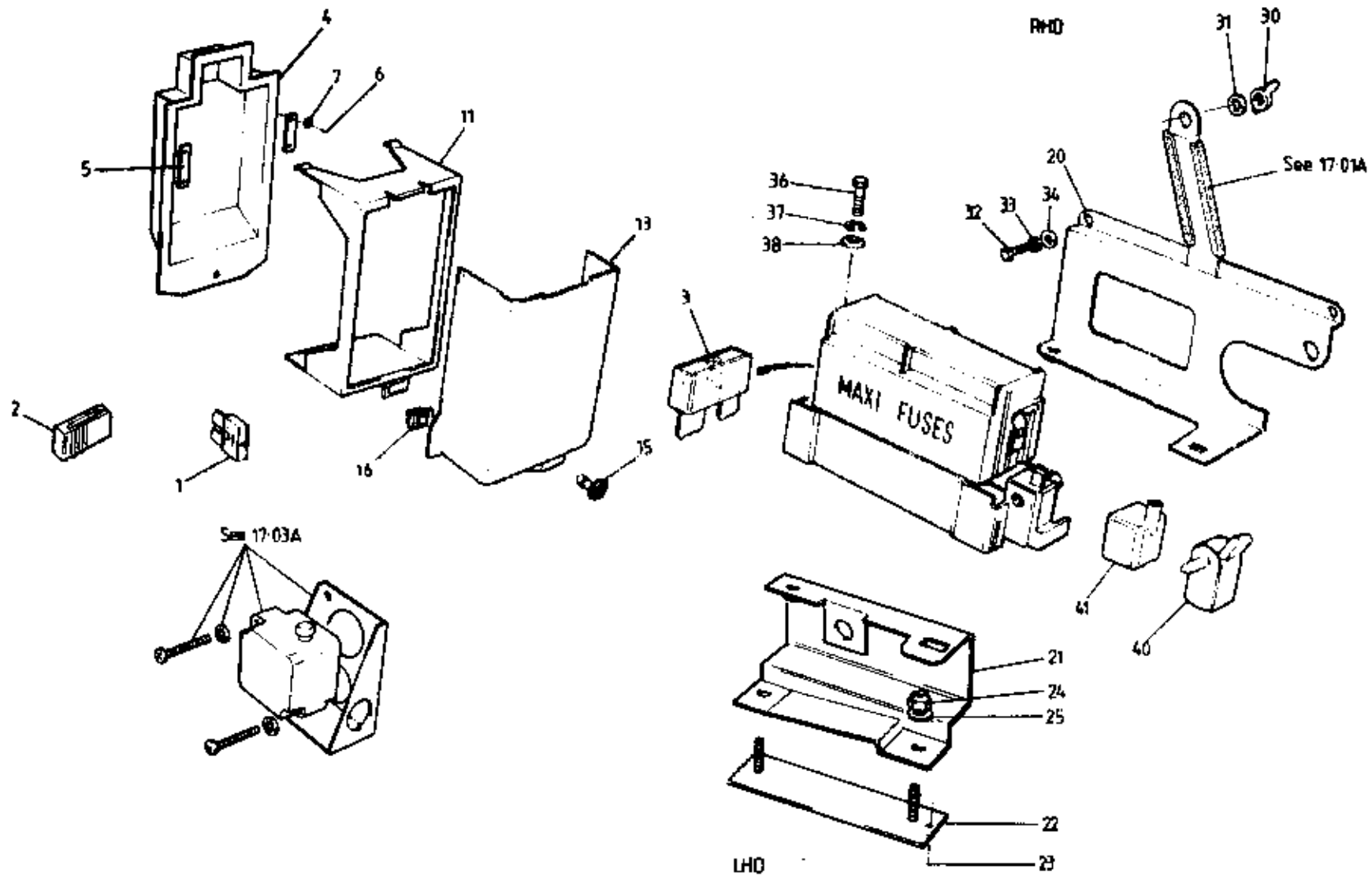


ELAN:POD TYPE MECHANISM
TZ5B



FUNCTION CODE	CONTENTS: From VIN * : 'Pod' Type Headlamp Lift Mechanism		QUANTITY		REMARKS
			FROM VIN *		
17.15B	PART DESCRIPTION	PART NUMBER	FROM VIN *		
1	Headlamp Motor, LH	A100B6063F	1		
	" " RH	A100B6064F	1		
3	Bracket, motor mounting, LH	E100B0567F	1		
	" " " RH	E100B0566F	1		
5	Screw, M6 x 12, bracket to longeron	A100B0853F	6		
6	Washer, flat, M6 x 12, Branket to longeron	A075W4013Z	6		
7	Screw, M5 x 46, precote, motor to bracket	B100B0736F	4		
8	Washer, flat, M5 x 10, " " "	A075W4011Z	4		
9	Bolt, M5 x 50, pod hinge brace to motor	A079W2026F	2		
10	Washer, flat, M5 x 10, motor to shear plate	A075W4011Z	2		
11	Nut, Nyloc, M5, " " " "	A075W3008Z	2		
15	Rotary Link, headlamp motor	F100B0298F	2		
16	Washer, flat, M6 x 12, link to motor	A075W4013Z	2		
17	Nut, Nyloc, M6, " " "	A075W3009Z	2		
20	Spacer, 12mm, headlamp link	A100B0707F	2		
21	Rod End, pod links	A100B6067F	8		
22	Actuator Rod Assembly	B100B1004F	4		
23	Spacer, 1.5mm, actuator rods	A100B1059F	12		
24	Nut, Nyloc, M6, " " "	A075W3009Z	12		
25	Spacer, 4.0mm, " " "	A100B1060F	6		
26	Setscrew, M6 x 25, actuator rod to headlamp pod	A075W1031F	2		
27	Washer, flat, M6 x 12, " " " " "	A075W4013Z	2		
28	Pod Relay Lever, LH	A100B1009F	1		
	" " " RH	A100B1010F	1		
30	Ball Joint, relay lever pivot	A100B0353F	4		
31	Pop Rivet, ball joint to headlamp pod lever	A100W6454F	8		
32	Setscrew, M6 x 25, pod lever pivot	A075W1031F	4		
33	Washer, flat, M6 x 12, " " "	A075W4013Z	8		
34	Nut, Nyloc, M6, " " "	A075W3009Z	4		
35	Bracket, pod lever pivot	A100B1013F	2		
36	Setscrew, M6 x 20, bracket to body	A075W1030Z	4		
37	Washer, flat, M6 x 12, " " "	A075W4013Z	12		
38	Nut, Nyloc, M6, " " "	A075W3009Z	12		
	Headlamp Lift, Gearbox repair kit	A082M67KES			

* VIN L 6300



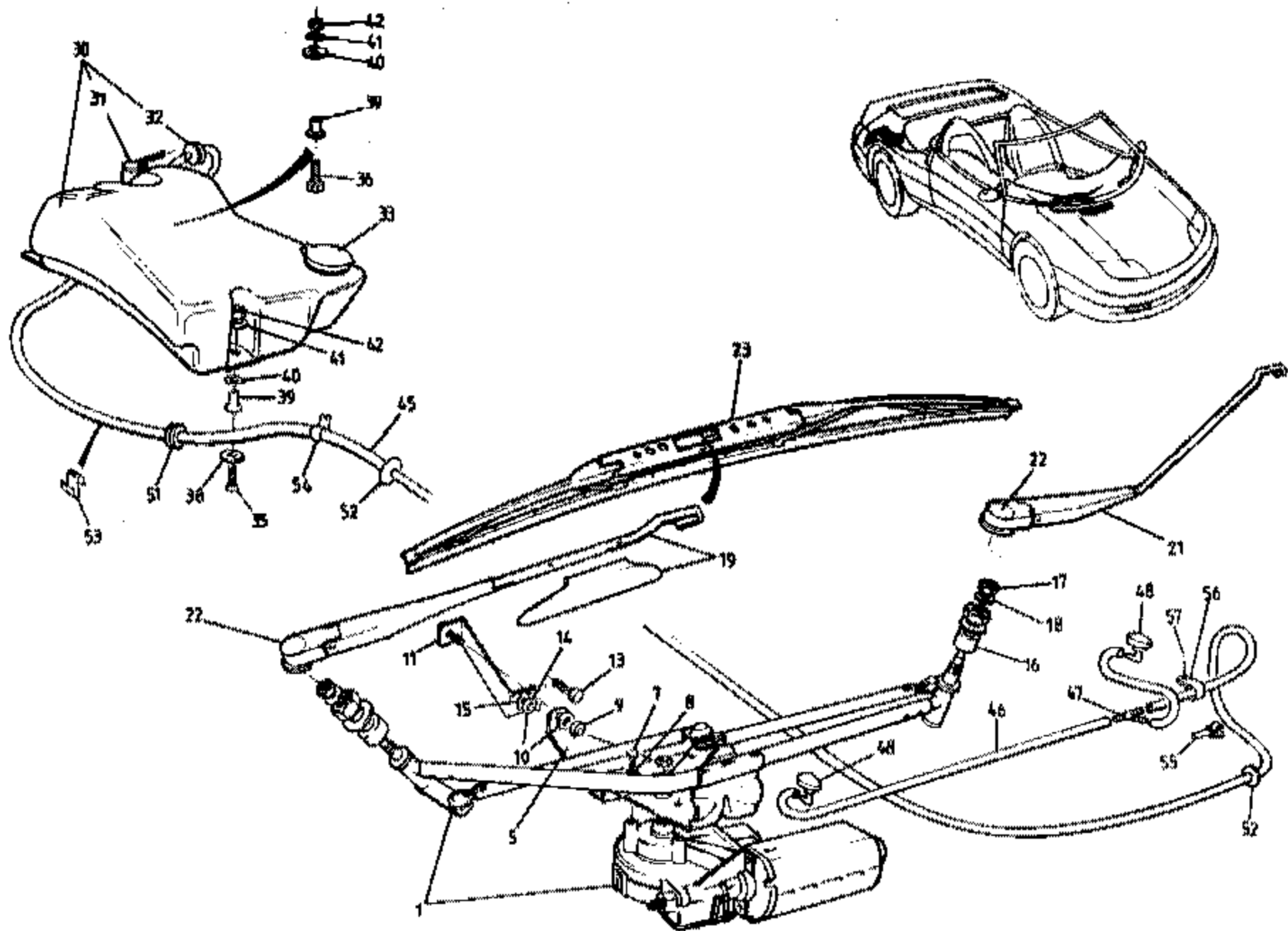
ELAN
17.19A



FUNCTION CODE	CONTENTS: Fuses & Circuit Breakers	QUANTITY		REMARKS	
		RHD	LHD		
17.19A	PART DESCRIPTION	PART NUMBER			
1	Fuse, 'Littel', 2A, grey/black	A082M6316F	A/R	A/R)
	" " 3A, violet	A082M6243F	A/R	A/R)
	" " 4A, pink	A082M6244F	A/R	A/R)
	" " 5A, orange	A082M6245F	A/R	A/R)
	" " 7.5A, brown	A082M6246F	A/R	A/R) for fuse applications, see Service Notes
	" " 10A, red	A082M6247F	A/R	A/R)
	" " 15A, light blue	A082M6248F	A/R	A/R)
	" " 20A, yellow	A082M6249F	A/R	A/R)
	" " 25A, clear	A082M6250F	A/R	A/R)
	" " 30A, light green	A082M6251F	A/R	A/R)
2	Extractor, 'Littel' fuses	A089M6342F	1	1)
3	Fuse, 'Maxi', 30A	A100M6076F	A/R	A/R)
	" " 40A	A100M6077F	A/R	A/R) for fuse applications, see Service Notes
	" " 50A	A100M6078F	A/R	A/R)
4	Mounting Panel, 'A' Post fuse box	A100M0117F	1	1)
5	Strengtheners, fuse box mounting panel	B100M0119F	2	2)
6	Pop Rivet, strengthener fixing	A075W6090Z	4	4)
7	Washer, pop rivet	A075W4000Z	4	4)
	Screw, M5 x 25, mounting panel fixing	A082W5115F	1	1)
	Washer, flat, M5 x 10, " "	A075W4011Z	1	1)
	Jacknut, M5, " "	A076W3042F	1	1)
11	Carrier, fuse box	A100M0232F	1)
	" " "	B100M0118F		1)
13	Cover, fuse box	A100U0172K	1)
	" " "	A100U0173K		1)
15	1/4 Turn Fastener, cover securing	A089W6263F	1	1)
16	Panel Clip, " "	A089W6264F	1	1)
20	Bracket, maxi fuse box mounting	B100M0202F	1)
21	" " " " " "	C100B0990F		1)
22	Stud Plate, bracket fixing	A100B1041F		1)
23	Pop Rivet stud plate fixing	A075W6090Z		1)
24	Nut, Nyloc, M6, bracket to stud plate	A075W3009Z		2)
25	Washer, flat, M6 x 18, bracket to stud plate	B082W4018F		2)
30	Wing Nut, M5, radio to bracket	A082W3101F	1)
31	Washer, flat, M6 x 15, radio to bracket	A075W4015Z	1)



FUNCTION CODE	CONTENTS: Fuses & Circuit Breakers		QUANTITY		REMARKS
			RHD	LHD	
17.19A	PART DESCRIPTION	PART NUMBER			
32	Screw, No.10 x 3/4", bracket fixing	A075W5041Z	1		
33	Washer, flat, " "	A075W4065Z	1		
34	Washer, flat, M6 x 15, " "	A075W4015Z	1		
	Nut, captive, M6, " "	A082W6309F	1		
36	Screw, M6 x 16, fuse box/bracket lower fix	A076W5090F	2	2	
37	Washer, spring, M6, " " " "	A075W4025Z	2	2	
38	Washer, flat, M6 x 12, " " " "	A075W4013Z	2	2	
40	Cover, Positive Terminal	A100M0200F	1	1	
41	Cover, Positive Post	B100M0166F	1	1	
	Isolator, fuse box	A100M0208K	1	1	
	Screw, M5 x 20, Isolator fixing	A075W5084F	2	2	
	Washer, s/p, M5, " "	A075W4045Z	2	2	
	Washer, flat, " "	A075W4000Z	2	2	



ELAN
TZ1A

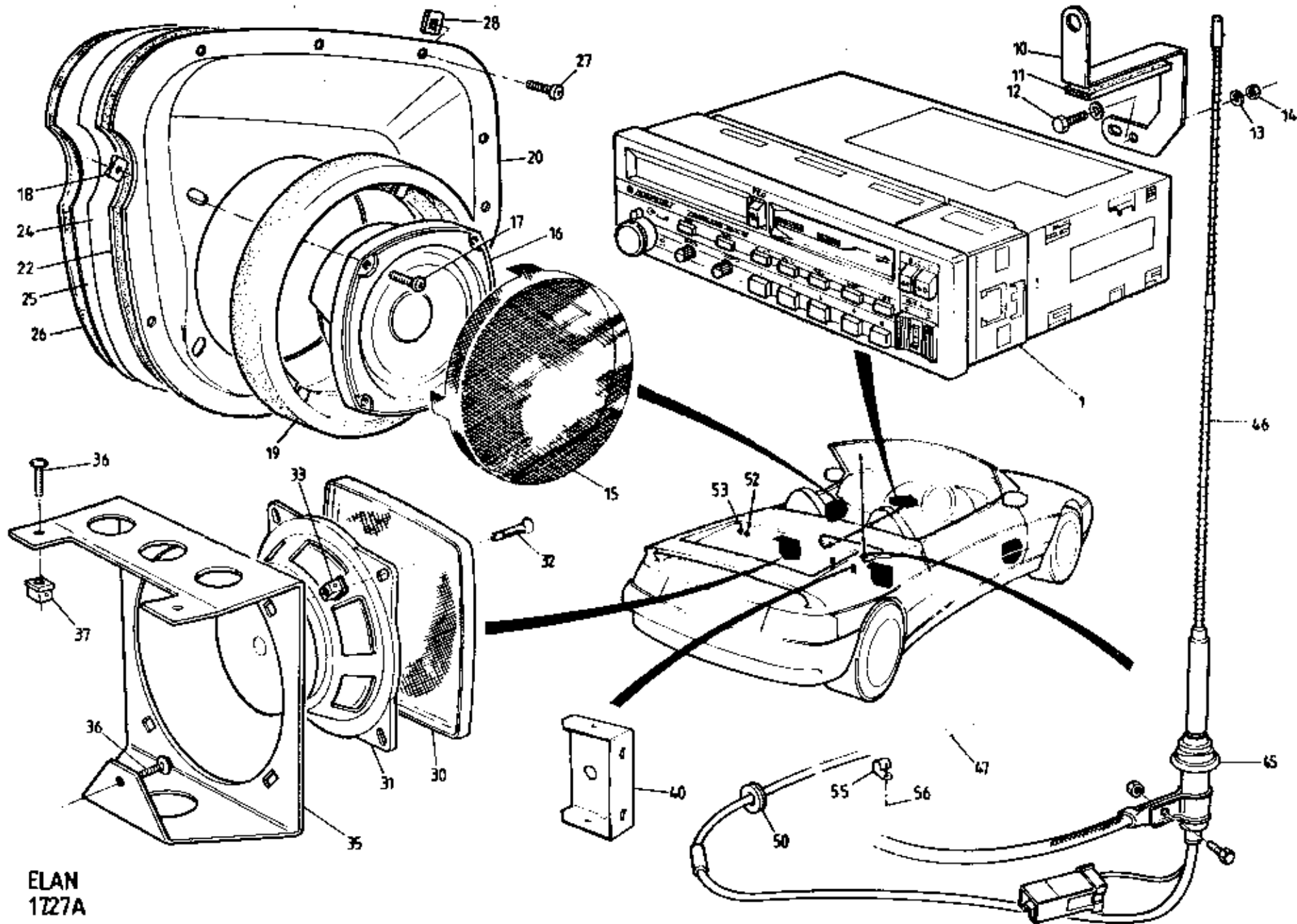


FUNCTION CODE	CONTENTS: Windscreen Wiper Mechanism & Washers			QUANTITY		REMARKS
				RHD	LHD	
17.21A	PART DESCRIPTION			PART NUMBER		
1	Windscreen Wiper Mechanism & Motor Assembly			C100M0092F	1	R/B D100M0092F
	" " " " " "			D100M0092F	1	R/B E100M0092F with conversion harness
	" " " " " "			E100M0092F	1	See 17.01A for conversion harness
	" " " " " "			C100M0093F	1	R/B D100M0093F
	" " " " " "			D100M0093F	1	R/B E100M0093F with conversion harness
	" " " " " "			E100M0093F	1	See 17.01A for conversion harness
	Motor, windscreen wiper (less cover)			A100M6162S	1	} * S1 * * S2 RHD A100M6234S LHD A100M6233S
	" " " " " "			A100M6163S	1	
	Nut, wiper motor crank			E100M0146S	1	
	Cover, wiper motor			B100M6140H	1	
	" " " " " "			B100M6141H	1	
	Mechanism, windscreen wipers			B100M0148S	1	
	" " " " " "			B100M0149S	1	
	Fixings Kit, windscreen wiper linkage			B100M0150S	1	
5	Bracket, motor mounting			B100M0090F	1	
	" " " " " "			C100M0091F	1	
7	Setscrew, motor to bracket			B100M0145S	3	3
8	Lock Washer, " " "			B100M0147S	3	3
9	Lock Nut, M8, mechanism to stud strap			A075W3026Z	1	1
10	Washer, flat, M8 x 16, mech. to stud strap			A075W4020Z	1	1
11	Stud Strap, wiper mechanism			C100M0132F	1	
	" " " " " "			C100M0133F	1	1
13	Setscrew, M8 x 20, stud strap to body			A075W1038Z	1	1
14	Washer, flat, M8 x 20, " " " "			A075W4020Z	1	1
15	Cage Nut, M8, " " " "			A100M6088F	1	1
16	Spacer, mechanism to body			A100M6050H	2	2
17	Nut, M8, lock, wiper spindles			A075W3026Z	2	2
18	Washer, s/p, M8, " " "			A075W4048Z	2	2
19	Wiper Arm, RH, with aerofoil			D100M0196F	1	
	" " RH			B100M0161F	1	1
21	" " LH			B100M0160F	1	
	" " LH, with aerofoil			D100M0197F	1	1
22	Head Cover, wiper arm			A082M6380F	2	2



FUNCTION CODE	CONTENTS: Windscreen Wiper Mechanism & Washers		QUANTITY		REMARKS
			RHD	LHD	
17.21A	PART DESCRIPTION	PART NUMBER	RHD	LHD	
23	Wiper Blade	A100M0330F	2) 22" Length) Except USA) USA 23 1/2" Length
	" "	A100M0329F		2	
	" "	B100M0165F		2	
30	Washer Bottle, Pump & Level Sensor Assembly	B100M6035F	1	1	See Service Bulletin 1995/04 <i>Washer pump alternative OK, may need to rotate round to the left.</i>
	Washer Bottle & Level Sensor	A100M6063S	1	1	
31	Pump, windscreen washers	A100M6061H	1	1	
32	Non-return Valve, washer fluid	A100M6062H	1	1	
33	Filler Cap, washer bottle	A100M6064H	1	1	
	Gasket, filler cap	C100M0206F	1	1	
35	Setscrew, M6 x 30, washer bottle fixing	A100W1108F	2	2	
36	Setscrew, M6 x 40, " " "	A075W1034Z	1	1	
37	Grommet, " " "	A100M6114F	1	1	
38	Washer, flat, M10 x 20, washer bottle fix	A075W4024Z	2	2	
39	Rawlnut, M6, " " "	A075W6140F	3	3	
40	Washer, flat, M6 x 25, " " "	A075W4017Z	3	3	
41	Washer, flat, M6 x 18, " " "	B08ZW4018F	3	3	
42	Nut, Nyloc, M6, " " "	A075W3009Z	3	3	
45	Tubing, washer pipe, bottle to 'T'-piece	A050M6164V	A/R	A/R	
46	" " " 'T'-piece to jets	A100M6072V	A/R	A/R	
47	'T'-Piece washer pipe interconnect	A100M6085F	1	1	
48	Washer Jet	B100M6071F	2	2	round base R/B C100M6071F square base From VIN R 6243
	" "	C100M6071F*	2	2	
51	Grommet, washer pipe thro' body	A100M6084F	1	1	
52	" " " " "	X036B6010Z	2	2	
53	Edge Clip, pipe securing	A100M6405F	2	2	
54	'P' Clip, " "	A075W6227F	4	4	
55	Double 'C' Clip, washer pipe to brake pipe	A100M6427F	2	2	
56	'P' Clip, washer pipe to bonnet	A100M6422F	1	1	
57	Scrivet, 'P' clip to bonnet	A100W6479F	1	1	

* Bonnet has to be refitted to accommodate the later type square based washer jet on cars prior to VIN R 6243.



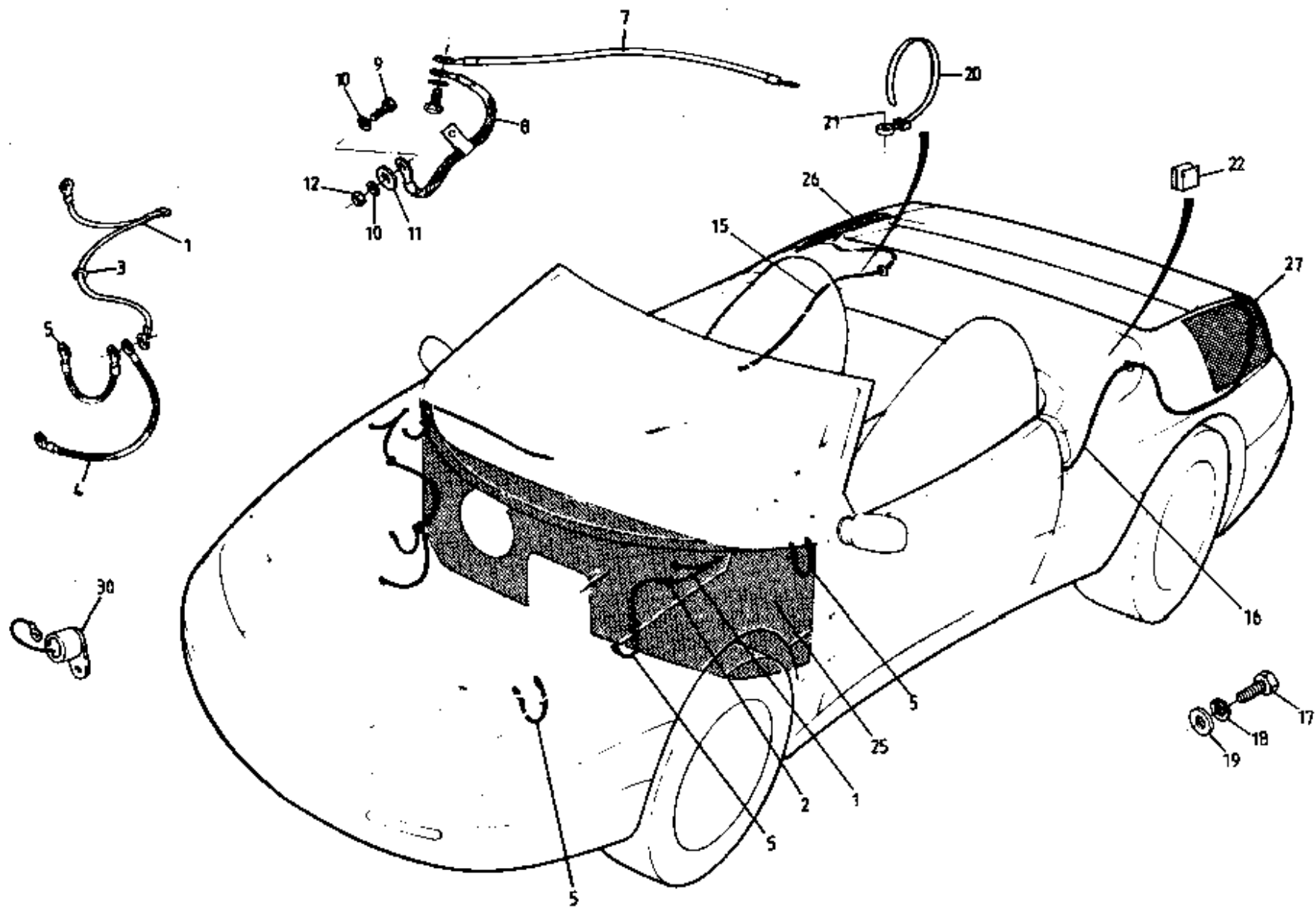
ELAN
 1727A



FUNCTION CODE	CONTENTS: Audio Equipment, Speakers & Aerial		QUANTITY		REMARKS
	PART DESCRIPTION	PART NUMBER	ALL		
17.27A					
1	Radio Cassette, Blaupunkt Montreaux	A100M0123F	1)
	" " " Cambridge	A100M0211F	1)
	" " Clarion CRH 20	A100M6161F	1) as fitted
	" " " CRX 121R	A082M6592F	1)
	Compact Disc Multichanger, Clarion CDC 9250	A082M6561F	1) Use with A082M6592F)
	Bracket, CD mounting, front	B100M0350F	1)
	" " " rear	A100M0351F	1)
10	Bracket, radio securing, LHD	B100M6096F	1)
	Reinforcer, radio bracket	A100V0609F	1) >
	Pop Rivet, reinforcement fixing	A082W6467F	1) >
	Bolt, M5 x 50, " "	A079W2026F	1) >
	Washer, flat, M5 x 10, " "	A075W4015Z	1) USA >
	Nut, Nyloc, M5, " "	A075W3008Z	1) > LHD (for RHD see 17.19A)
11	Foam Strip, radio anti-rattle	A100B0431V	A/R) >
12	Setscrew, M5 x 12, bracket to centre support	A075W1021Z	1) >
13	Washer, flat, M5 x 10, " " " "	A075W4011Z	2) >
14	Nut, Nyloc, M5, " " " "	A075W3008Z	1) >
15	Grille, door mounted speaker	B100V0050F	2)
16	Loudspeaker, door mounted	A100M0121F	2		25W max. power
17	Screw, No.8 x 3/4", speaker to mounting panel	A075W5074Z	8		
18	Spire Nut, No.8, " " " "	A075W6011Z	8		
19	Foam Seal, " " " "	A10080190F	2		
20	Mounting Panel Assembly, speaker to door, LH	C100B0199J	1		
	" " " " " " RH	C100B0198J	1		
22	Gasket, mounting panel to door, LH	A100B2501F	1		
	" " " " " " RH	A100B2500F	1		
24	Plastic Sheeting, mounting panel to door	A050B6161V	A/R		
25	Double-sided tape, plastic sheeting fixing	A082U6198V	A/R		
26	Foam Strip, " " " "	A082U6067F	A/R		
27	Screw, No.6 x 3/4", mounting panel to door	A100W6344F	18		
28	Spire Nut, No.6, " " " "	A100W6420F	18		
30	Grille, rear mounted speaker	A100M0124F	2		
31	Loudspeaker, rear mounted	A100M0125F	2		25W max. power. R/B A100M6174F
	" " " "	A100M6174F	2		" " "



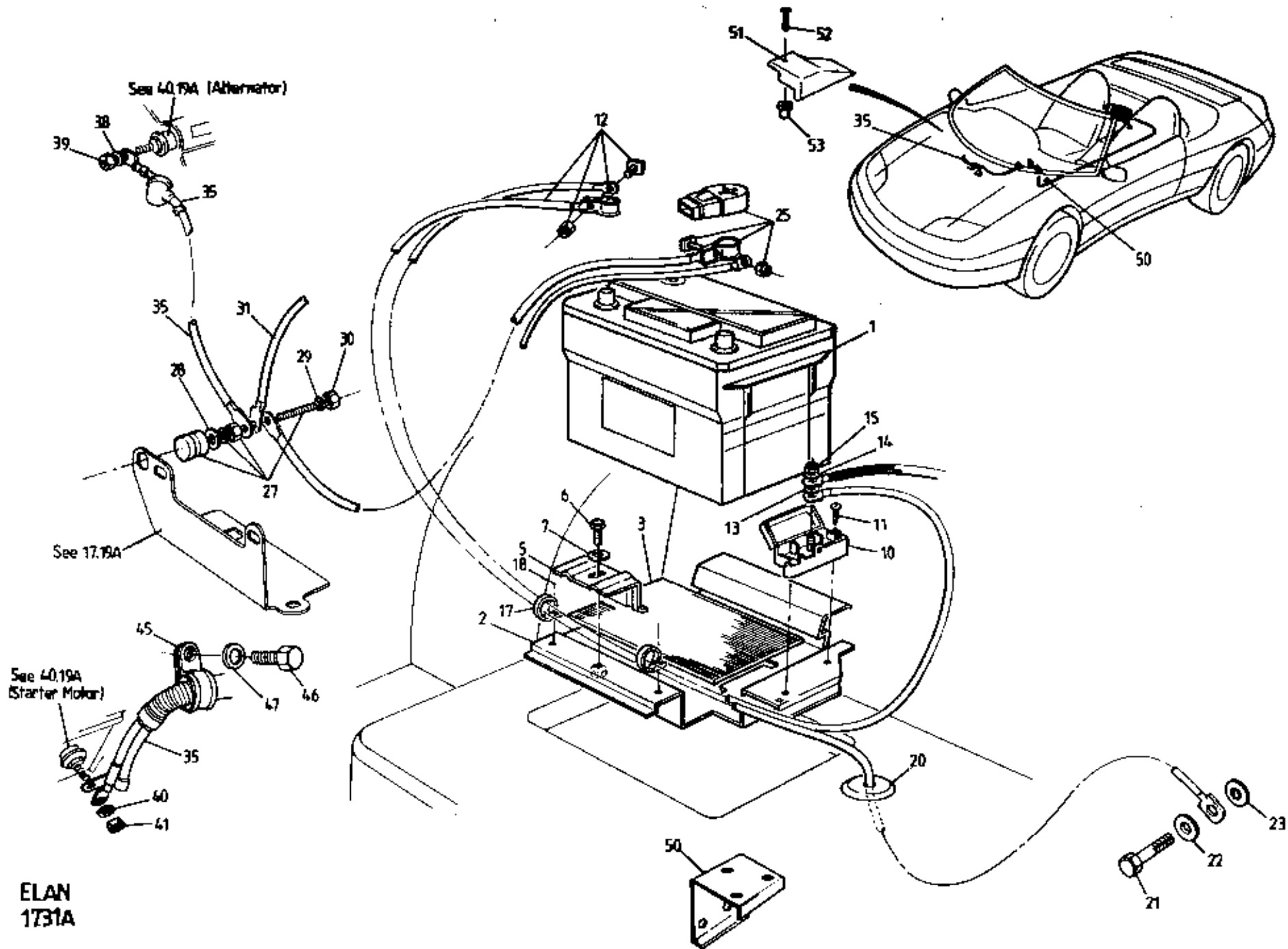
FUNCTION CODE	CONTENTS: Audio Equipment, Speakers & Aerial		QUANTITY		REMARKS
			ALL		
17.27A					
	PART DESCRIPTION	PART NUMBER			
32	Screw, No.6 x 1½", loudspeaker to bracket	A085W5108F	8		
33	Nut, captive, " " "	A100M0131F	8		
35	Bracket, loudspeaker mounting, rear	A100U0179F	2		
36	Screw, No.6 x 3/4". bracket fixing	A075W5028Z	6		
37	Nut, captive, " "	A100M0131F	6		
40	Bracket, speaker box mounting, inboard	B100U0283F	2		bonded to floor
45	Aerial Assembly, helical whip type (Bosch)	B100M0122F	1)
46	Mast, aerial	A100M0170S	1) Prior VIN *
47	Extension Lead, aerial	B100M0120F	1) * VIN N 6712
	Aerial Assembly, helical whip type (Eurotech)	A100M6171F	1		> From VIN *
	Extension Lead, aerial	A100M6170F	1		>
50	Grommet, extension lead thro' body	A036B6182Z	1/2		2 with CD player
	" " " " "	A079U6033F	1		
52	" blanking	A089U6135F	4		
53	" "	A100B6127F	2		
55	'P' Clip, open, aerial extension lead	A100W6344F	4		
56	Pop Rivet, 'P' clip fixing	A100W6397F	2		
	Aerial, electric	A100M6127F	1)
	Extension Lead, electric aerial	A100M6128F	1)
	Foam Sleeve, lead protection	A100M0181F	1)
	Bracket, aerial support	A100M0300F	1)
	Setscrew, M6 x 30, aerial support bracket	A100W1108F	1)
	Washer, rubber, aerial support bracket	A036L6019Z	1) if fitted
	Washer, flat, M6 x 15, bracket fixing	A075W4015Z	1)
	Nut, Nyloc, M6, " "	A075W3009Z	1)
	Cover Assembly, electric aerial, carpeted	A100B1224J	1)
	Bracket, cover mounting	A100B1228F	1)
	Fastener Strip, cover fixing	A100V6034F	A/R)



ELAN
17.29A



FUNCTION CODE	CONTENTS: Earth Braids & Suppression Devices		QUANTITY		REMARKS
			RHD	LHD	
17.29A					
	PART DESCRIPTION	PART NUMBER			
1	Earth Braid, bonnet	B100M0098F	2	2	
2	Grommet, 16mm, earth braid thro' LH top shell	A089L6007F	1	1	
3	" " " " RH " "	A036B6182Z	1	1	
4	Earth Braid, engine	B100M0031F	1	1	
5	" " 'A' post/chassis	A100M0032F	5	5	
	" " front beam	A100M0252F		1	S.I.R.
7	" " pedal box,	A100M0033F	1		
	" " " "	A100M0236F		1	
	" " " "	B100M0226F		1	
8	" " dash panel	A100M0198F	1	1	
9	Setscrew, M8 x 16, earth braid to bulkhead	A075W1036Z	1	1	
10	Washer, flat, M8 x 16, " " " "	A075W4020Z	2	2	
11	Washer, flat, M8 x 20, " " " "	A075W4019F	1	1	
12	Nut, M8, " " " "	A075W3021Z	1	1	
15	Earth Braid, helicoil whip aerial	B100M0101F	1	1) as fitted. See 17.27A
16	" " electric aerial	A100M0291F		1)
17	Setscrew, M8 x 16, earth braid to 'B' post	A075W1036Z	1	1	
18	Washer, s/p, M8, " " " "	A075W4048Z	1	1	
19	Washer, M8 x 16, " " " "	A075W4020Z	1	1	
20	Tie Wrap, aerial earth braid securing	A100W6383F	1	1	
21	Pop Rivet, tie wrap fixing	A075W6071Z	1	1	
22	Edge Clip, aerial earth braid securing	A075W6060F	1	1	
25	Foil, aluminium, suppression screening	A065M6008V	A/R	A/R	
26	" " aerial grounding, RHS	A100M0108F	1	1	
27	" " " " LHS	A100M0292K	1	1	
	Silicon Jelly, earthing points	A082M6299V	A/R	A/R	
30	Suppressor, alternator	A100M6079F	1	1	





FUNCTION CODE	CONTENTS: Battery & Battery Cables		QUANTITY		REMARKS
			PRIOR VIN *	FROM VIN *	
17.31A	PART DESCRIPTION	PART NUMBER			
1	Battery, Tungstone Heavy Duty Type 027	A100M6191F	1	1	(supplied via Tungstone agents)
	Pipe, battery vent	A100M4997K	1	1	
2	Battery Tray	B100U0062F	1	1	Bonded to floor
3	Rubber Mat, battery tray	A100M0085K	1	1	
5	Clamp Bracket, battery retaining	A100U0063F	1	1	
6	Setscrew, M8 x 20, " "	A075W1038Z	1	1	
7	Washer, M8 x 25, " "	A075W4021Z	1	1	
10	Negative Block	A100M6018F	1	1	
11	Screw, No10 x 1", negative block to battery tray	A075W5043Z	2	2	
12	Battery Cable, -ve (black)	A100M0028F	1	1	
13	Washer, M8 x 16, -ve cable to -ve block	A075W4020Z	2	2	
14	Washer, spring, M8, " " " "	A075W4036Z	1	1	
15	Nut, M8, " " " "	A075W3021Z	1	1	
17	'P' Clip, cables to battery tray	A100M6345F	2	2	
18	Pop Rivet, 'P' clips to battery tray	A075W6087Z	2	2	
20	Grommet, battery cable tro' body	A100B6150F	1	1	
21	Setscrew, M8 x 16, -ve cable to chassis	A075W1036Z	1	1	
22	Washer, flat,, M8 x 16, " " " "	A075W4020Z	1	1	
23	Washer, s/p, M8, " " " "	A075W4048Z	1	1	
25	Battery Cable, +ve (red)	B100M0029F	1		cable routed along tunnel
	" " " " " "	C100M0029F		1	" " " chassis
27	Binding Post, +VE cables	A089M6033F	1	1)Prior VIN * +ve binding post mounted on
28	Washer, M8 x 16, binding post	A075W4020Z	1	1)tunnel top; from VIN *, +ve binding post
29	Washer, spring, M8, " "	A075W4036Z	1	1)mounted on on RH topshell.
30	Nut, M8, " "	A075W3021Z	1	1)
31	Link Lead, +ve, binding post to maxi fuses	A100M0140F	1	1	
35	Engine Cable (alternator/starter motor)	C100M0056F	1		RHD
	" " " " " "	A100M0225F	1		LHD
	" " " " " "	A100M0304F		1	
38	Washer, s/p, M6, cable to alternator	A075W4046Z	1	1	
39	Nut, M6, " " " "	A075W3020Z	1	1	
40	Washer, s/p, M8, " " starter motor	A075W4048Z	1	1	* VIN R 6001 (S2)
41	Nut, M8, " " " "	A075W3021Z	1	1	
45	'P' Clip, engine cable securing	A910E6743F	1	1	
46	Setscrew, M6 x 16, " "	A075W1028Z	1	1	



FUNCTION CODE	CONTENTS: Battery & Battery Cables		QUANTITY		REMARKS
			PRIOR VIN *	FROM VIN *	
17.31A	PART DESCRIPTION	PART NUMBER			
47	Washer, flat, M6 x 12, cable securing	A075W4013Z	1	1	
50	Bracket, engine cable/main harness to tunnel	B100M0199F	1	1	Bonded to tunnel
51	Cover, +VE post protection	A100B2503K		1)
52	Screw, M5 x 20, cover to RH suspension turret	A075W5084F		1) with topshell +ve post
53	Rawlnut, M5, " " " " " "	A075W6074F		1)
	Cable Assembly, body power	A100M0334F		1	RHD
	" " " "	A100M0335F		1	LHD
	Edging Strip, rubber, cable protection	A085U6080V		A/R	
	'P' Clip, open, +ve cable to chassis/body	AD75W6228F		5	
	'P' Clip, open, +ve cables to chassis	A075W6230F		4	
	Pop Rivet, 'P' clip fixing	AD75W6087Z		9	
	Clip, self adhesive, +ve cable to chassis front	A075W6044Z		2	
	Tie Wrap, cable securing	A075W6038Z		2	
					* VIN R 6001 (S2)

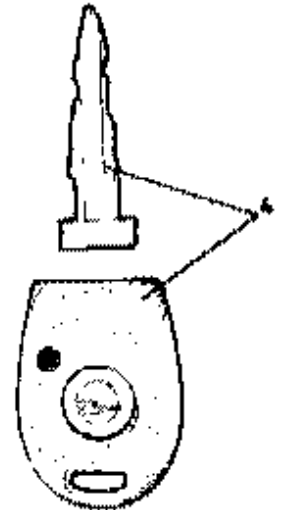
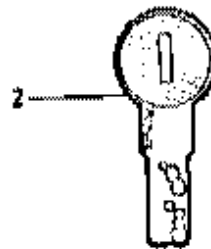
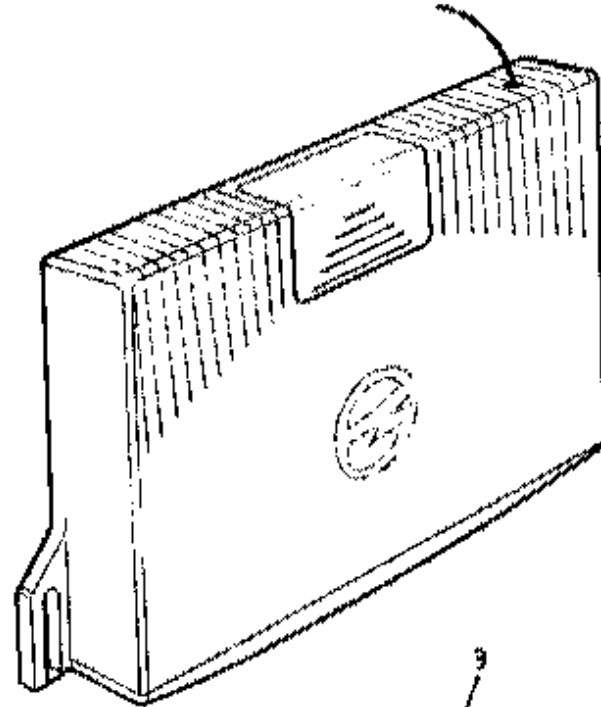
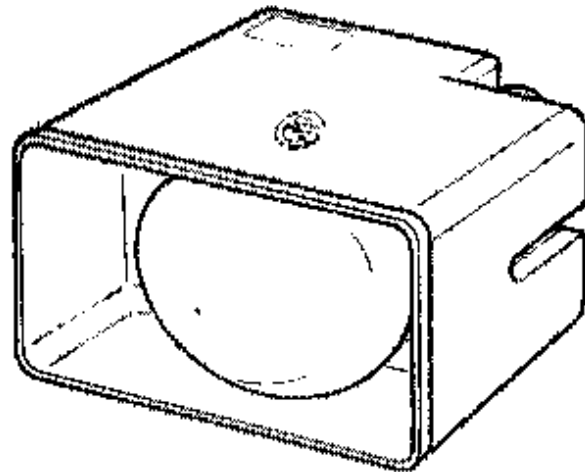
IMPORTANT:

The customer must be advised of the Personal Security Code (PSC) that relates to the vehicle at time of installation of a Gemini 1029 Microwave Alarm (Dealer fitted), or when taking delivery of a new car, factory fitted with Gemini 51600 Apollo Alarm.

The onus is on the customer to supply the correct PSC when refueling, as Lotus accepts NO responsibility for loss or incorrect codes. The Lotus Factory does not keep PSC records for dealer fitted alarms.

When ordering replacement transmitters or keys, in the interests of security, please provide PDM, Vehicle Identification Number (VIN) & proof of ownership, as well as the correct PSC.

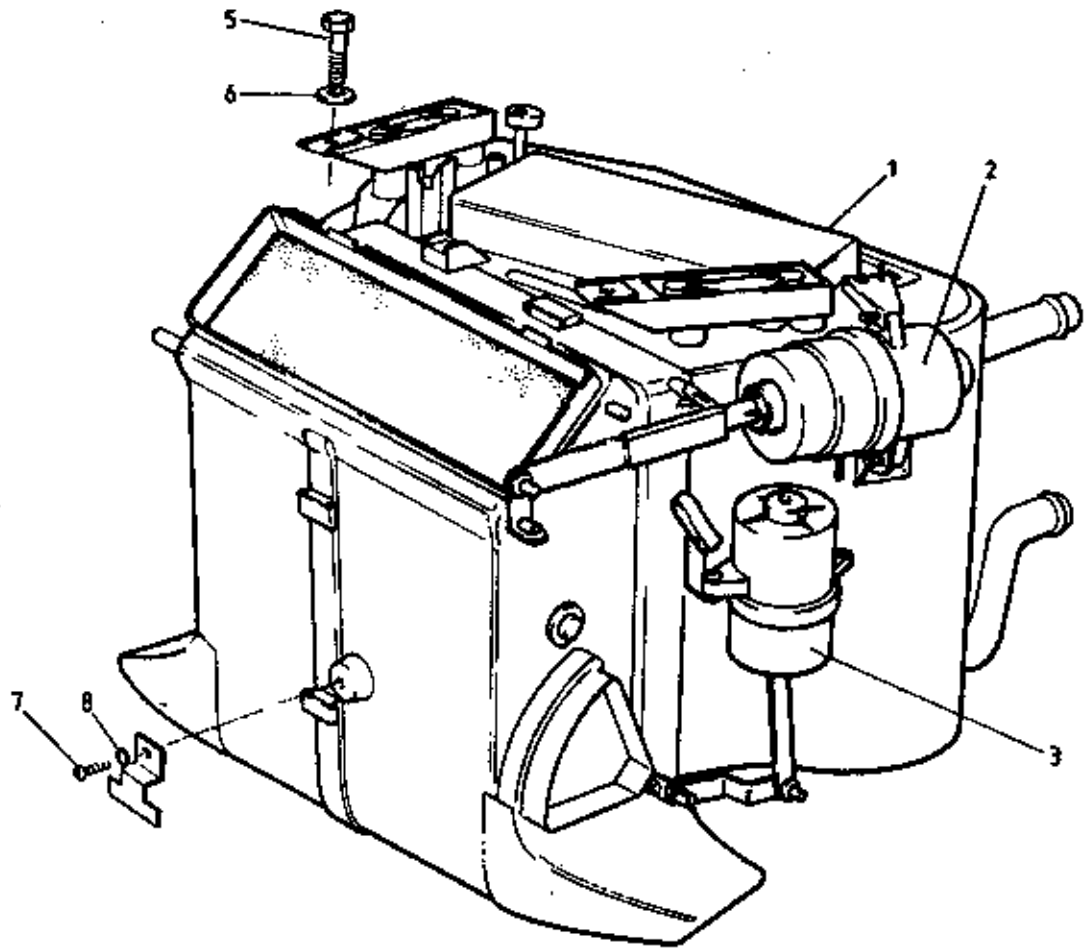
Contact Gemini Alarm Direct, for service replacement of any alarm components not listed below.



ELAN
1733A



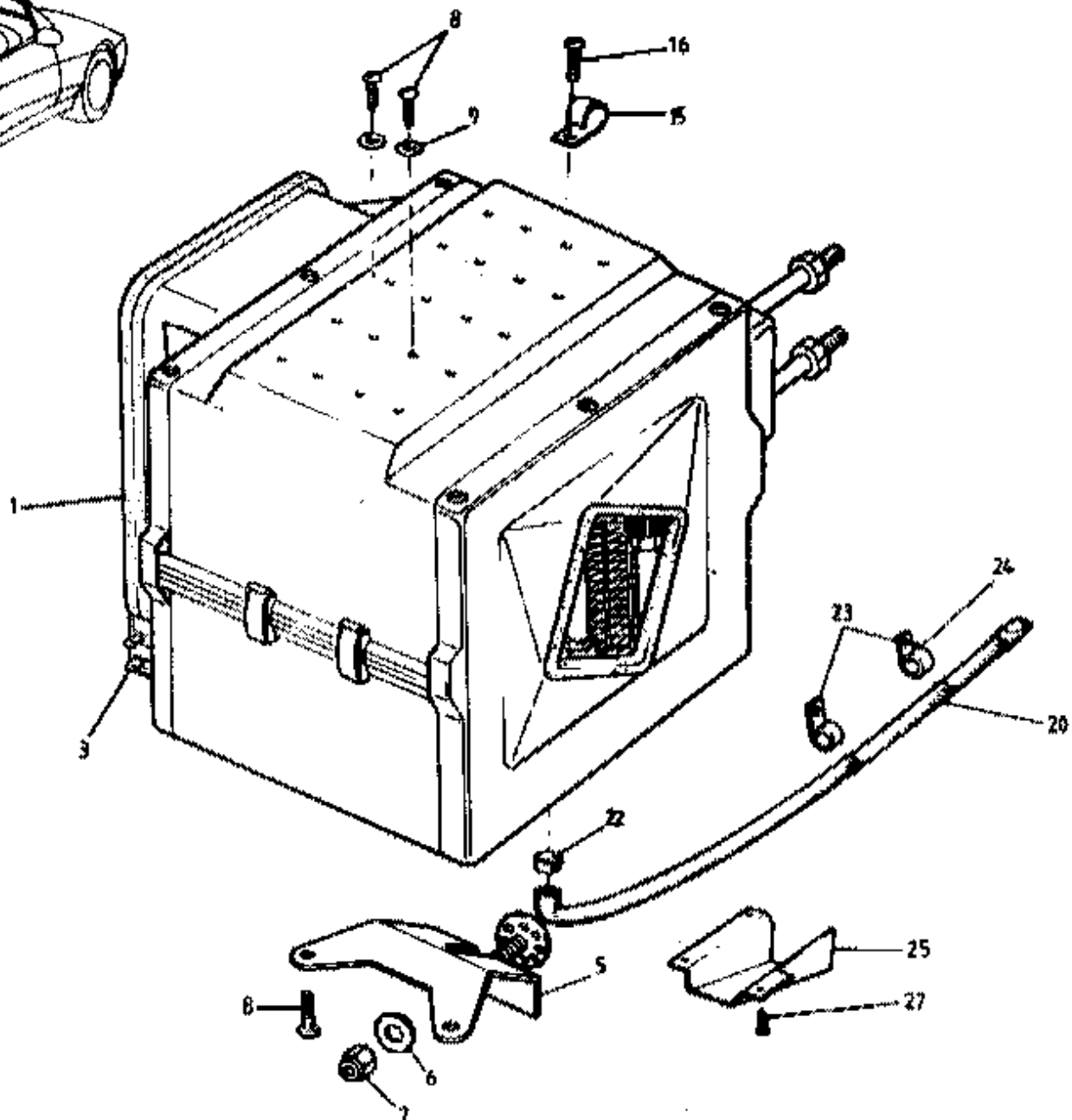

FUNCTION CODE	CONTENTS: Alarm Systems	QUANTITY		REMARKS
		RHD	LHD	
17.33A				
1	Alarm Kit, 418.00 MHz	A100M6147S	1	UK >
	" " 224.50 "	A100M6148S		France >
	" " 433.92 "	A100M6150S		Europe (except France)>
	" " 315.00 "	A100M6149S		USA >Gemini 1059
	Fixings Kit, alarm	A100M6146S	1	>Microwave Type Alarm
	" " "	A100M6151S		>Dealer fitted.
	Microwave Unit, alarm	A100M6160S	1	>Prior VIN *
	Key, transmitter	A100M6107S	1	>
	Master Switch & Keys, alarm	A100M6188S	1	>
	Alarm Kit, 'Aquila', 418.00/433.92 MHz	A100M6190F	1	UK)
	" " " 244.50 MHz	A100M6204F		France)
	" " " 433.92 "	A100M6205F		Germany)
	" " " 303.80/318.00 MHz	A100M6206F	1	Australia)
	" " " 318.00 MHz	A100M6207F	1	Japan)
2	Key, siren isolation	A100M6222S#	2)# State key number
3	Key, transmitter	A100M6216S##	1)## State Personal Security Code
	Battery, alarm transmitter key	A100M6219F	1)
4	Key, ignition/transmitter	A100M6217S###	1)### State PSC & lock set number
	Battery, alarm ignition/transmitter key	A100M6221F	1)
	Siren, alarm	A100M6213S	1)
	Bracket, alarm siren mounting	A100V0796F	1)Gemini 5160T 'Aquila'
	Setscrew, M5 x 12, bracket to tie bar	A075W1021Z	4)Ultrasonic Type, Factory fitted
	Washer, M5, spring, " " " "	A075W4045Z	4)From VIN *
	Bracket, alarm system mounting	A100V0880F	1)
	" " " "	A100V0795F)
	Screw, No6 x 1/2", alarm module fixing	A075W5012F	1) * VIN R 6001 (S2)
	Spire Nut, No.6, " " "	A075W6014Z	1)
	Pop Rivet, " " bracket fixing	A075W6094Z)
	Screw, M4 x 10, " " fixing	A075W5079F	2)
	Washer, M4 x 9, " " "	A082W4099F	2)
	Grommet, siren isolation key access	X054J6005Z	1)
	Foam Strip, alarm module	A089U6133V	A/R)
	Boot, siren	A100M6224F	1)
	Screw, No4 x 3/4", siren boot fixing	A075W5008Z	4)



ELAN
1801A



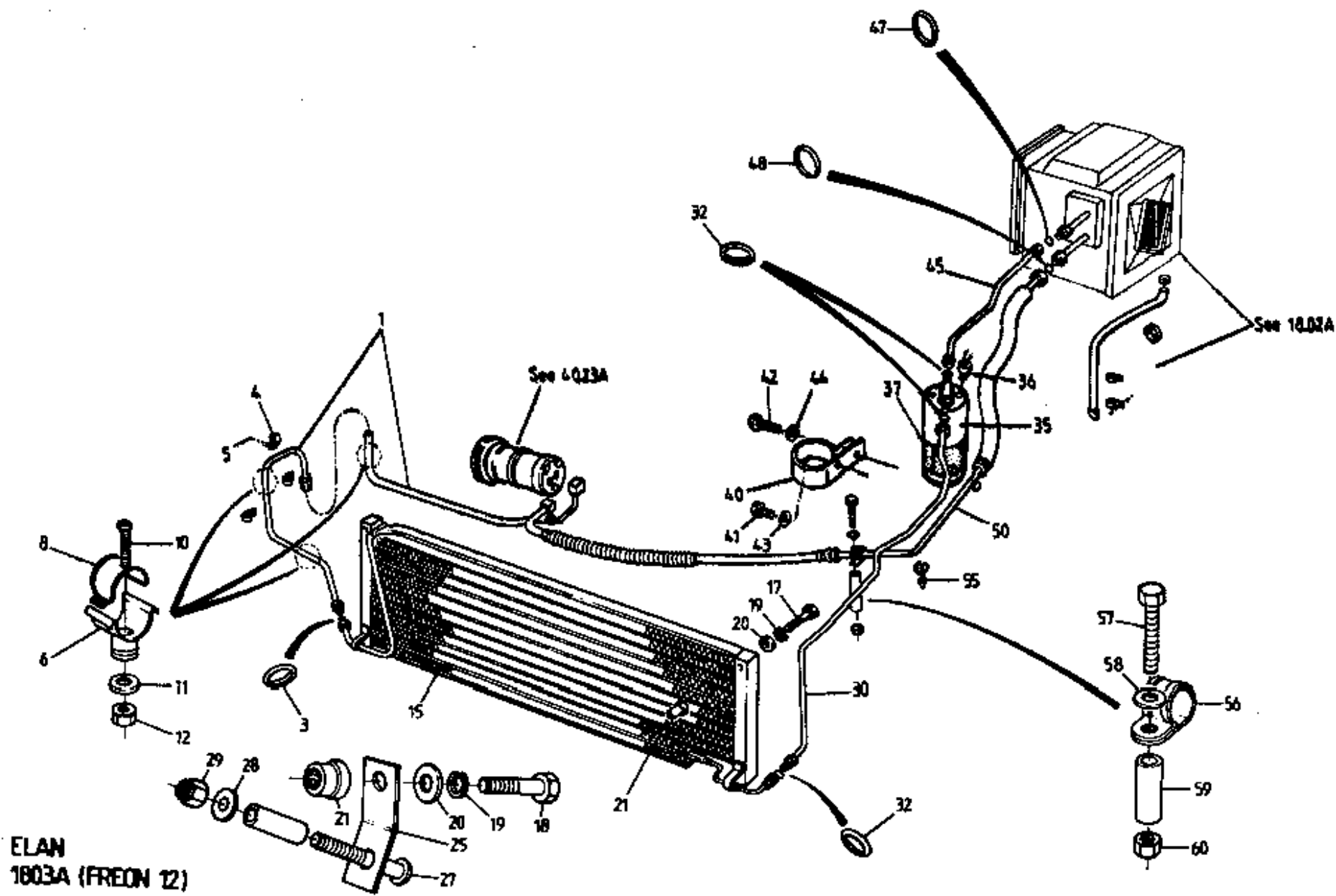
FUNCTION CODE	CONTENTS: Heater Assembly	QUANTITY		REMARKS
		RHD	LHD	
18.01A				
	PART DESCRIPTION	PART NUMBER		
1	Heater Assembly	A100P0068F	1) 4-position controls
	" "	A100P0069F) 1
	" "	A100P0104F	1	> 6-position controls
	" "	A100P0103F		> 1
2	Vacuum Actuator, face level vents	A100P6035S	1	1
3	" " screen/footwell flap	A100P6036S	1	
	" " " " "	A100P6037S		1
5	Screw, M6 x 20, heater assembly securing	A082W5123F	2	2
6	Washer, M6, s/p, " " "	A075W4046Z	2	2
7	Screw, M5 x 10, heater centre bracket fixing	A082W5097F	1	1
8	Washer, M5, s/p, " " " "	A075W4045Z	1	1



ELAN
1802A



FUNCTION CODE	CONTENTS: Air Conditioning Evaporator Unit		QUANTITY		REMARKS
			RHD	LHD	
18.02A	PART DESCRIPTION	PART NUMBER			
1	Evaporator Assembly	B100P0010F	1		
	"	B100P0009F		1	
3	Thermostatic Switch & Thermistor	A100P6021H	1	1	
5	Support Bracket, evaporator	C100A0293F	1	1	
6	Washer, flat, M6 x 12, support to dash panel	A075W4013Z	1	1	
7	Nut, Nyloc, M6, " " " "	A075W3009Z	1	1	
8	Screw, No.8 x 1/2", evaporator fixing	A100W5150F	4	4	
9	Washer, flat, " "	A075W4000Z	2	2	
15	'P' Clip,	A075W6227F	1	1	
16	Screw, No.8 x 1/2", 'P' clip fixing	A100W5150F	1	1	
20	Hose, evaporator drain	B100P6007F	1	1	
	Grommet, drain hose thro' body	X036M6289Z	1	1	
22	Hose Clip, drain hose to evaporator casing	A100P6008F	1	1	
23	'P' Clip, drain hose securing	A075W6228F	2	2	
24	Pop Rivet, 'P' clip fixing	A075W6087Z	2	2	
25	Cover, drain hose	B100U0255K	1		
	"	B100U0254K		1	
27	Screw, No.8 x 1/2", drain hose cover fixing	A100W5150F	3	3	
	Expansion valve	A100P6027H	1	1	
		A100P6039S			

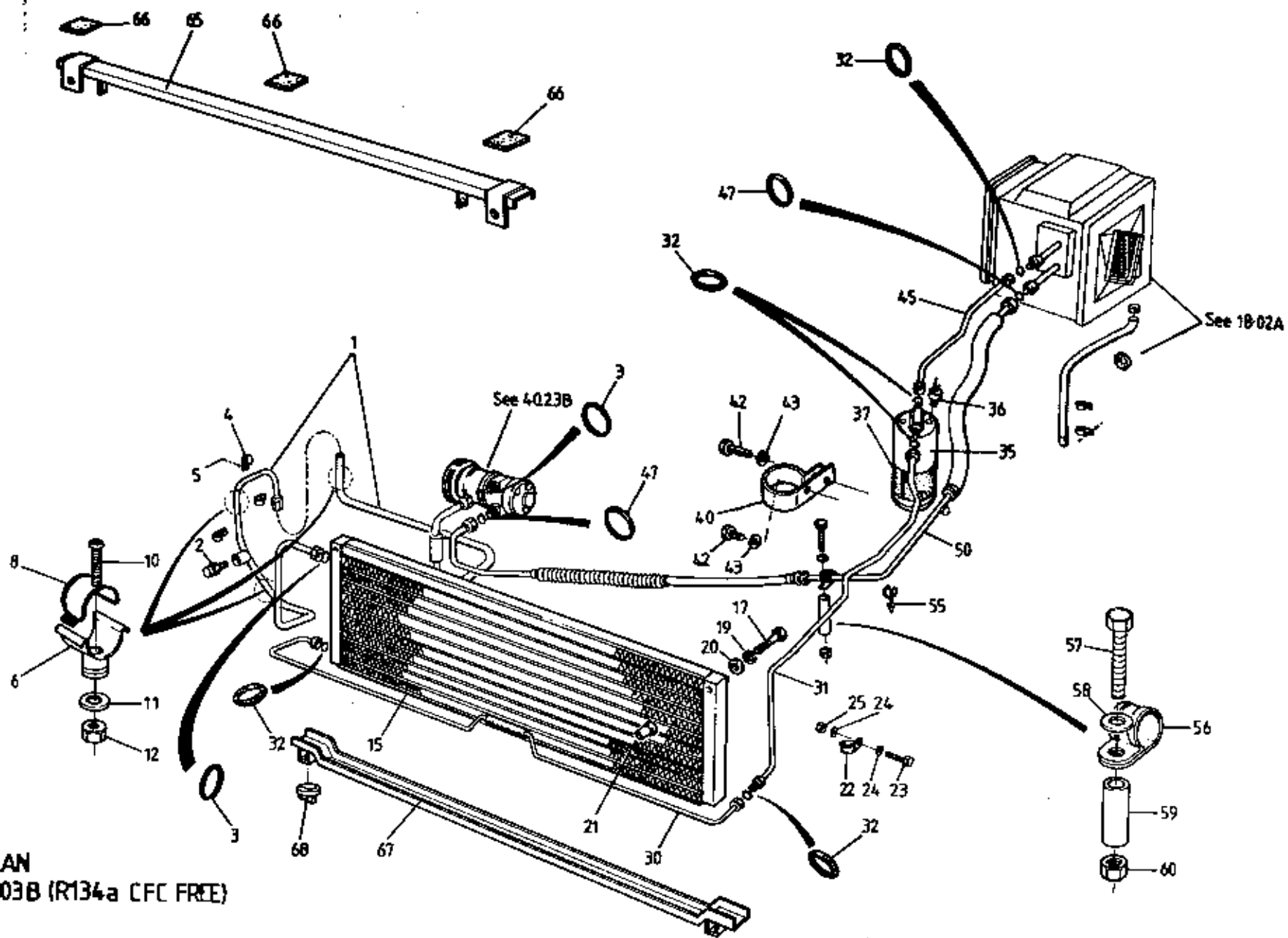




FUNCTION CODE	CONTENTS: Freon 12: A/C Plumbing, Condenser & Receiver Drier	QUANTITY		REMARKS	
		RHD	LHD		
18.03A	PART DESCRIPTION	PART NUMBER			
				This page for Freon 12 refrigerent type system. For R 134A (CFC Free) type, see 18.03B	
				- use only with receiver A100P6062	
	<i>no prov. for P.R.V.</i>	<i>C-100P0025F</i>			
1	Pipe, compressor to condenser <i>with prov. for P.R.V.</i>	B100P0025F	1	1)except S.I.R. R/B kit A100P6064S
	" " " "	A100P0098F		1	S.I.R.
3	'O' Ring, 1/4", pipe to condenser seal	A100P6025F	1	1	
4	'P' Clip, open, condenser pipe securing	A100W6345F	3	3	
5	Pop Rivet, 'P' clip fixing	A075W6070Z	3	3	
6	Cradle Clip, pipe securing	A100W6411F	2	2	except S.I.R.
	" " " "	A100W6411F		1	S.I.R.
	" " " "	A100W6410F	1	1	except S.I.R.
	" " " "	A100W6410F		2	S.I.R.
8	Clip " " " "	A100W6413F	2	2	except S.I.R.
	" " " "	A100W6413F		1	S.I.R.
	" " " "	A100W6412F	1	1	except S.I.R.
	" " " "	A100W6412F		2	S.I.R.
10	Screw, M4 x 10, cradle clip to front 1/4 panel	A075W5079F	3	3	
11	Washer, M4 x 9, " " " " " "	A082W4099F	3	3	
12	Nut, Nyloc, M4, " " " " " "	A075W3049F	3	3	
15	Condenser, air conditioning	B100P0036F	1	1	except S.I.R.
	" " " "	B100P0097F		1	S.I.R.
17	Bolt, 1/2" UNC x 2", condenser mounting, upper	A100W2112F	2	2	except S.I.R.
18	Bolt, 1/2" UNC x 1" " " " "	A075W1007Z		2	S.I.R.
19	Washer, M6, s/p, " " " "	A075W4046Z	2	2	
20	Washer, flat, " " " "	A075W4065Z	2	2	
21	Well Nut, 1/2" UNC, " " " "	A100P6002F	2	2	
25	Bracket, condenser mounting, LH	A100K0095F		1)
	" " " " RH	A100K0096F		1)
27	Screw, M6 x 50, condenser mounting bracket	A100W5145F		2)S.I.R.
28	Washer, M6 x 12, " " " "	A075W4013Z		2)
29	Nut, M6, Nyloc, " " " "	A075W3009Z		2)
30	Pipe, condenser to receiver/drier	B100P0026F	1	1	except S.I.R.
	" " " " " "	A100P0099F		1	S.I.R.



FUNCTION CODE	CONTENTS: Freon 12: A/C Plumbing, Condenser & Reciever Drier		QUANTITY		REMARKS
	PART DESCRIPTION	PART NUMBER	RHD	LHD	
18.03A					
					This page for Freon 12 refrigerent type system. For R 134A (CFC Free) type, see 18.03B
32	'O' Ring, 3/8", receiver/drier pipe seal	A100P6024F	3	3	
35	Receiver/Drier, air conditioning	A100P0037F	1	1	R/B A100P6064S.
	Kit, receiver/drier conversion	A100P6064S	1	1	inc * items
*	Pipe, compressor to condenser X	C100P0025F	1	1	
*	Reciever/Drier, air conditioning	A100P6062F	1	1	
*	Pressure Relief Valve, receiver/drier	A100P6052F	1	1	use with A100P6062F
36	Trianry Switch, receiver drier	B100P0038H	1	1	
37	Foam, receiver drier/bracket	A100P0084F	1	1	
40	Bracket, receiver drier to chassis	A0B9P0278F	1	1	
41	Setscrew, M6 x 25, receiver drier to longeron	A075W1031F	2	2	
42	Setscrew M6 x 30, " " " "	A075W2028Z	1	1	
43	Washer, M6 x 15, " " " "	A075W4015Z	1	1	
44	Washer, M6 x 25, " " " "	A075W4017Z	1	1	
45	Pipe, receiver drier to evaporator	B100P0028F	1		
	" " " " " "	B100P0027F		1	
47	'O' ring, 3/8", pipe to evaporator seal	A100P6024F	1	1	
48	'O' ring, 5/8", " " " "	A100P6026F	1	1	
50	Pipe, evaporator to compressor	C100P0030F	1		
	" " " " " "	A100P0108F		1	except S.I.R.
	" " " " " "	A100P0101F		1	S.I.R.
55	Clip, pipe securing	A910E6592F	1	1	
56	'P' Clip, pipe securing	A910E6490F	1	1	
57	Bolt, M8 x 40, 'P' clip to engine mounting brkt.	A075W2039D	1	1	
58	Washer, M8 x 16, " " " " " "	A075W4020Z	1	1	
59	Spacer, " " " " " "	A100P0106F	1	1	
60	Nut, Nyloc, M8, " " " " " "	A907E6284F	1	1	



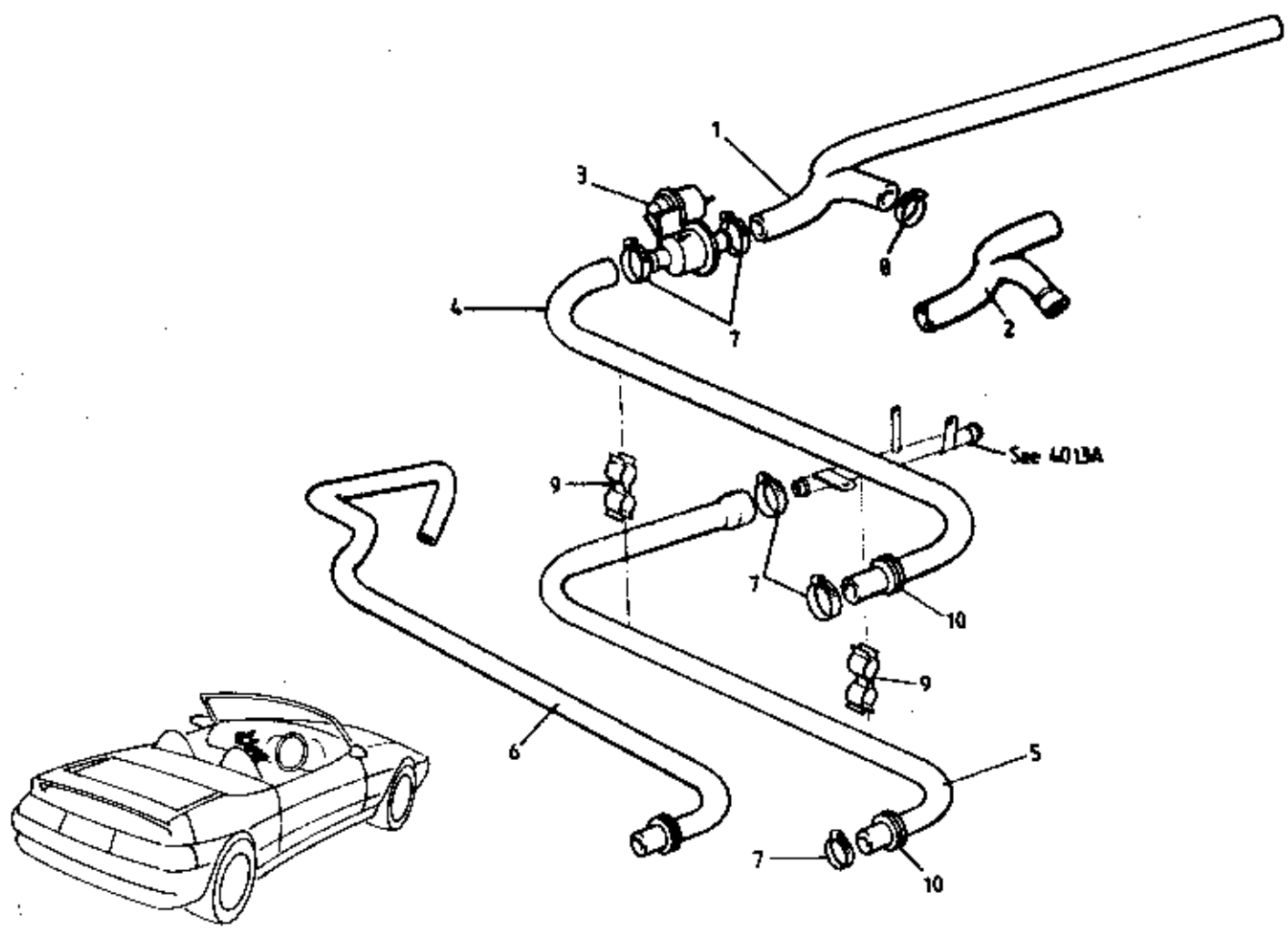
ELAN
1803B (R134a CFC FREE)



FUNCTION CODE	CONTENTS: R 134A: A/C Plumbing, Condenser & Receiver Drier		QUANTITY		REMARKS
			RHD	LHD	
18.03B	PART DESCRIPTION	PART NUMBER			
					This page for R 134A (CFC Free) type system. For Freon 12 refrigerant type, see 18.03A
1	Pipe, compressor to condenser	A100P0122F	1	1	
2	High pressure relief valve	A100P6052F	1	1	
3	'O' Ring, 1/4", pipe to condenser seal	A100P6056F	2	2	
4	'P' Clip, open, condenser pipe securing	A100W6345F	3	3	
5	Pop Rivet, 'P' clip fixing	AO75W6070Z	3	3	
6	Cradle Clip, pipe securing	A100W6411F	2	2	
	" " " "	A100W6410F	1	1	
8	Clip, " " "	A100W6413F	2	2	
	" " " "	A100W6412F	1	1	
10	Screw, M4 x 10, cradle clip to front 1/2 panel	AO75W5079F	3	3	
11	Washer, M4 x 9, " " " " " "	AO82W4099F	3	3	
12	Nut, Nyloc, M4, " " " " " "	AO75W3049F	3	3	
15	Condenser, air conditioning	A100P6054F	1	1	
17	Bolt, 1/4" UNC x 3/4", condenser mounting, upper	AO75W1009Z	2	2	
19	Washer, M6, s/p, " " "	AO75W4046Z	2	2	
20	Washer, flat, " " "	AO75W4065Z	2	2	
21	Well Nut, 1/4" UNC, " " "	A100P6002F	2	2	
22	'P' Clip, pipe to duct	AO75Q6016F	1	1	
23	Setscrew, M6 x 20, pipe clip	AO75W1030Z	1	1	
24	Washer, M6 x 15, " " "	AO75W4015Z	2	2	
25	Nut, Nyloc, M6, " " "	AO75W3009Z	1	1	
30	Adaptor Pipe, condenser to receiver/drier pipe	A100P0121F	1	1	
31	Pipe, condenser adaptor pipe to receiver drier Screw-On Port	B100P0026F	1	1	
	Protective Cap, screw-on port	A100P6059F	1	1	
	'O' Ring, 3/8", receiver/drier pipe seal	A100P6060F	1	1	
32	Receiver/Drier, air conditioning (inc. switch)	A100P6055F	5	5	Green
35	" " " "	A100P6049F	1	1	R/B A100P6061F
	" " " "	A100P6061F	1	1	
36	Trianry Switch, receiver drier	A100P6050H	1	1	



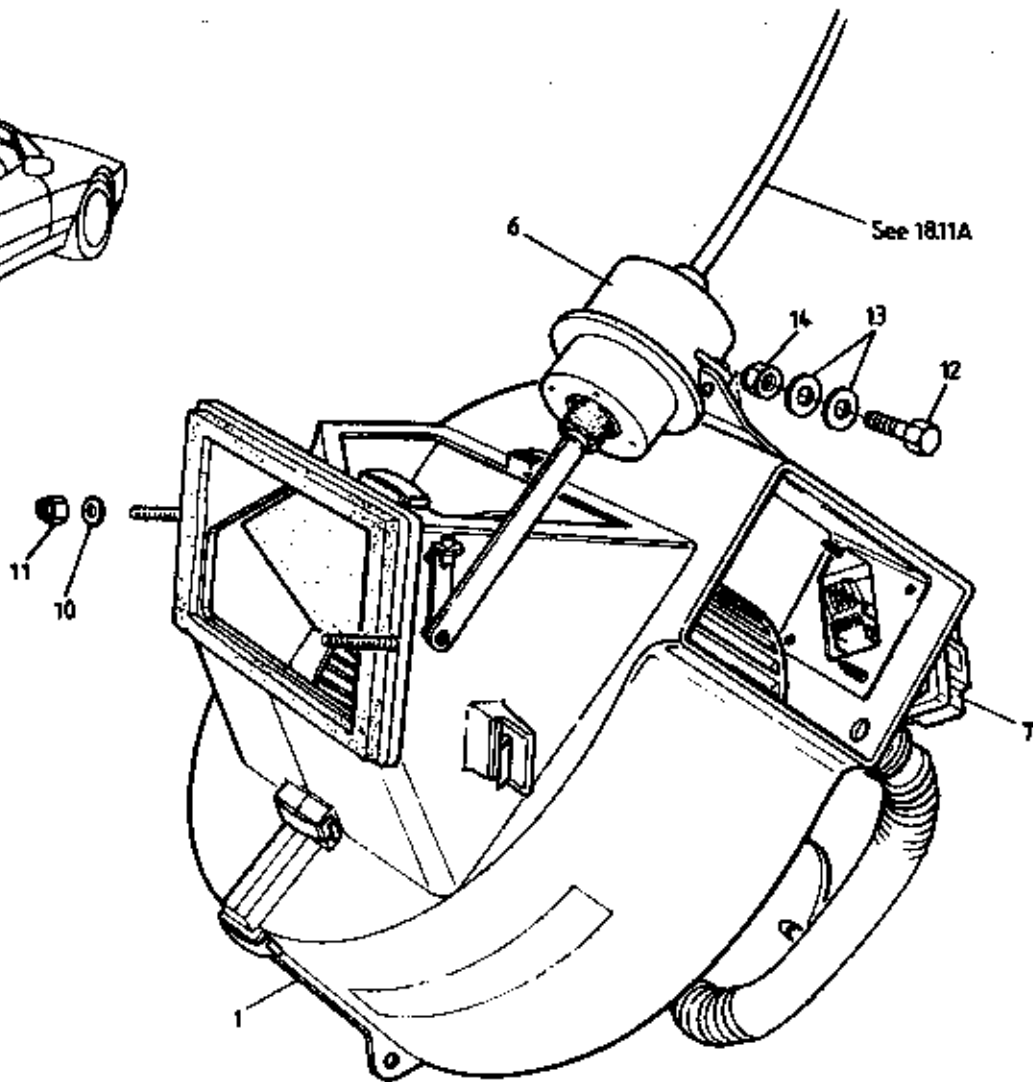

FUNCTION CODE	CONTENTS: R 134A: A/C Plumbing, Condenser & Receiver Drier		QUANTITY		REMARKS
			RHD	LHD	
18.03B	PART DESCRIPTION	PART NUMBER	RHD	LHD	
					This page for R 134A (CFC Free) type system. For Freon 12 refrigerant type, see 18.03A
37	Foam, receiver drier/bracket	A100P0084F	1	1	
40	Bracket, receiver drier to chassis	A089P0278F	1	1	
41	Setscrew, M6 x 25, receiver drier to longeron	A075W1031F	2	2	
42	Setscrew, M6 x 30, " " " "	A075W2028Z	1	1	
43	Washer, M6 x 15, " " " "	A075W4015Z	1	1	
44	Washer, M6 x 25, " " " "	A075W4017Z	1	1	
45	Pipe, receiver drier to evaporator	B100P0028F	1		
	" " " " "	B100P0027F		1	
47	'O' ring, 5/8", pipe to evap. compressor seal	A100P6057F	2	2	
50	Pipe, evaporator to compressor	A100P0124F	1		
	" " " " "	A100P0123F		1	
55	Clip, pipe securing	A910E6592F	1	1	
56	'P' Clip, pipe securing	A910E6490F	1	1	
57	Bolt, M8 x 40, 'P' clip to engine mounting brkt.	A075W2039D	1	1	
58	Washer, M8 x 16, " " " " " "	A075W4020Z	1	1	
59	Spacer, " " " " " "	A100P0106F	1	1	
60	Nut, Nyloc, M8, " " " " " "	A907E6284F	1	1	
65	Carrier Assembly, condenser top mounting	A100P0125F	1	1	
66	Foam Pad, top carrier	A054B6110V	A/R	A/R	
67	Carrier Assembly, condenser bottom mounting	A100P0129F	1	1	
68	Bush, carrier assembly to chassis front frame	A100P6001F	2	2	



ELAN
1805A



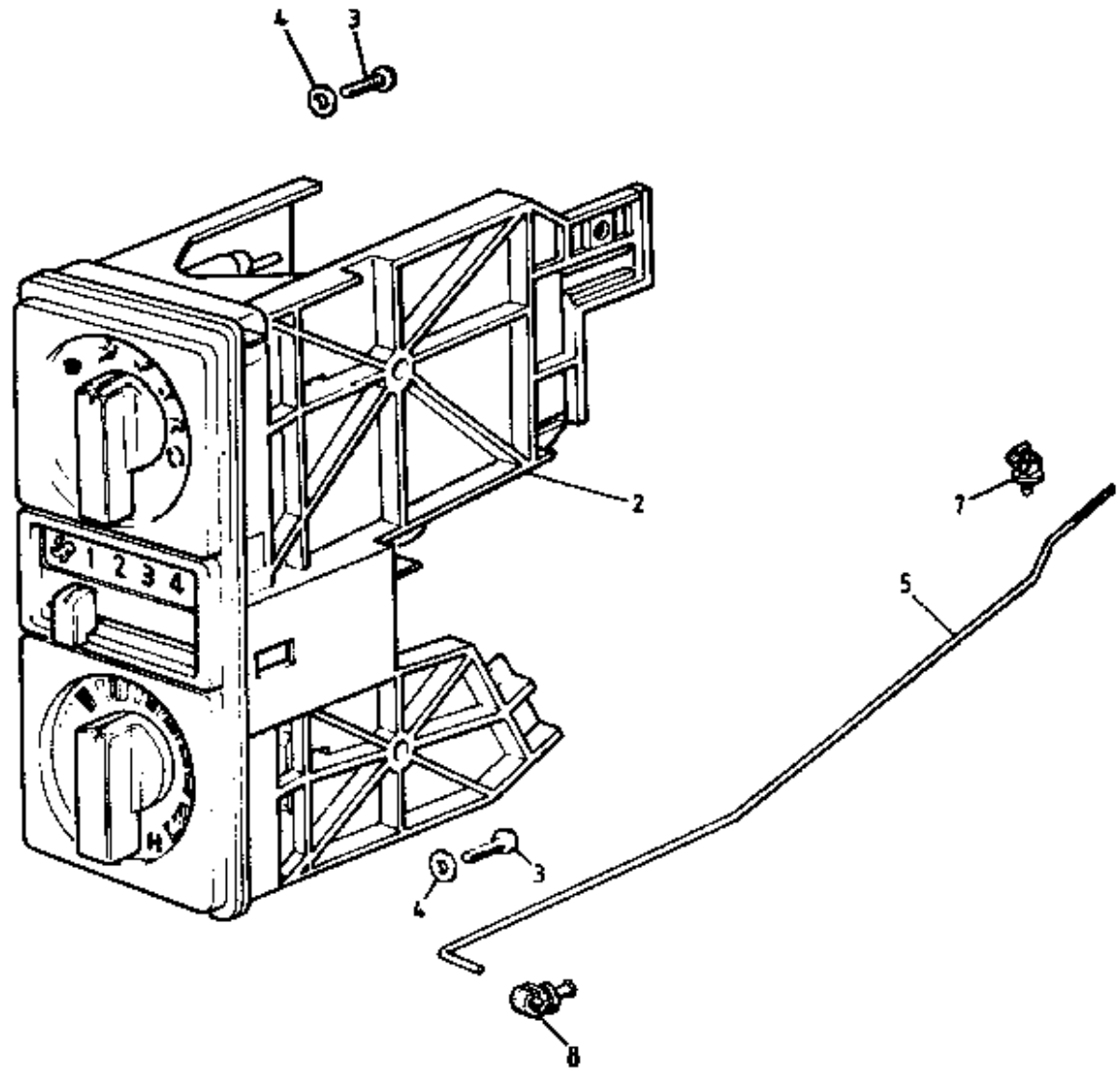
FUNCTION CODE	CONTENTS: Heater Plumbing		QUANTITY		REMARKS
			TURBO	N.A.	
18.05A	PART DESCRIPTION	PART NUMBER	TURBO	N.A.	
1	Hose, thermostat housing/heater valve/elec. pump	C100K0026F	1) replaces early type jointed hose)
2	" " " " " " "	B100K0029F		1	
3	Valve, heater regulating, vacuum operated	A100P6016F*	1	1	
4	Hose, heater valve to heater inlet	A100K0030F	1	1	
5	Hose, heater outlet	B100K0028F	1		
6	" " "	B100K0031F		1	* Use A082K6072F
7	Hose Clip, 16-25mm, heater hoses	A079K6018F	6	6	
8	" " 25-40mm, " "	A075M6145F	1	1	
9	Swivel Clip, " "	A100M6455F	5	5	
10	Grommet, heater hoses thro' front bulkhead	A100P6009F	2	2	



ELAN
1807A



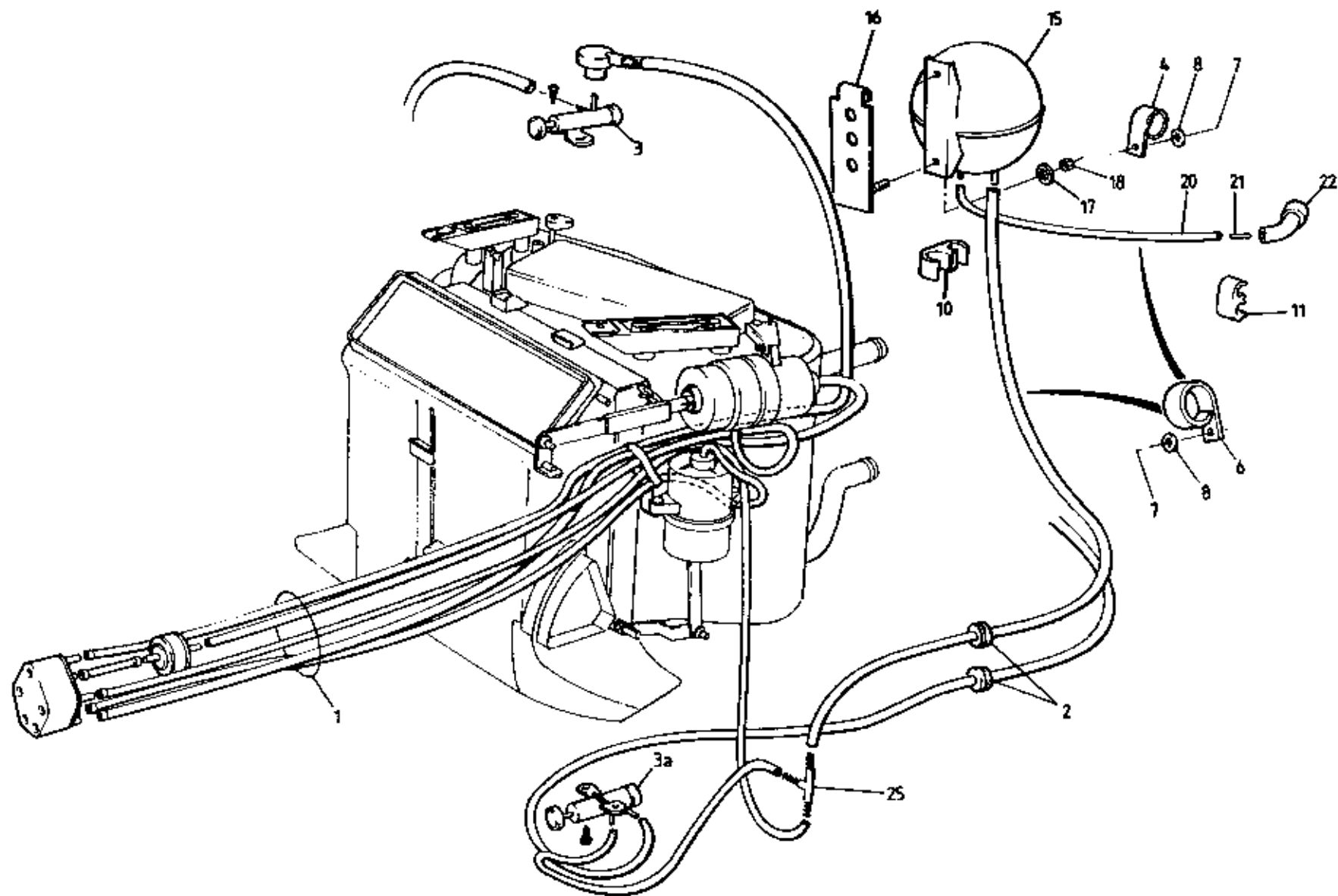
FUNCTION CODE	CONTENTS: Interior Blower Motor		QUANTITY		REMARKS
			ALL		
18.07A	PART DESCRIPTION	PART NUMBER	ALL		
1	Blower Motor/Fan & Casing Assembly	A100P0005F	1		Heater)4-position controls
	" " " " "	A100P0067F	1		A/C)
	" " " " "	A100P0107F	1		6-position controls
	Blower Motor & Fan	A100P0119S	1		
	Case & Flap Assembly	A100P0120S	1		4-position controls
	" " " " "	B100P0120S	1		6-position controls
6	Vacuum Actuator, fresh air intake	A100P6038S	1		
7	Resistor, blower motor	A100P6033S	1		
10	Washer, M5 x 10, blower to HVAC plenum	A075W4011Z	2		
11	Nut, Nyloc, M5, " " " "	A075W3008Z	2		
12	Setscrew, M5 x 20, blower fixing	A075W1025F	1		
13	Washer, flat, " "	A075W4009Z	2		
14	Nut, Nyloc, M5, " "	A075W3008Z	1		
	Screw, No.8 x 3/4", " "	A075W5074Z	1		



ELAN
1809A



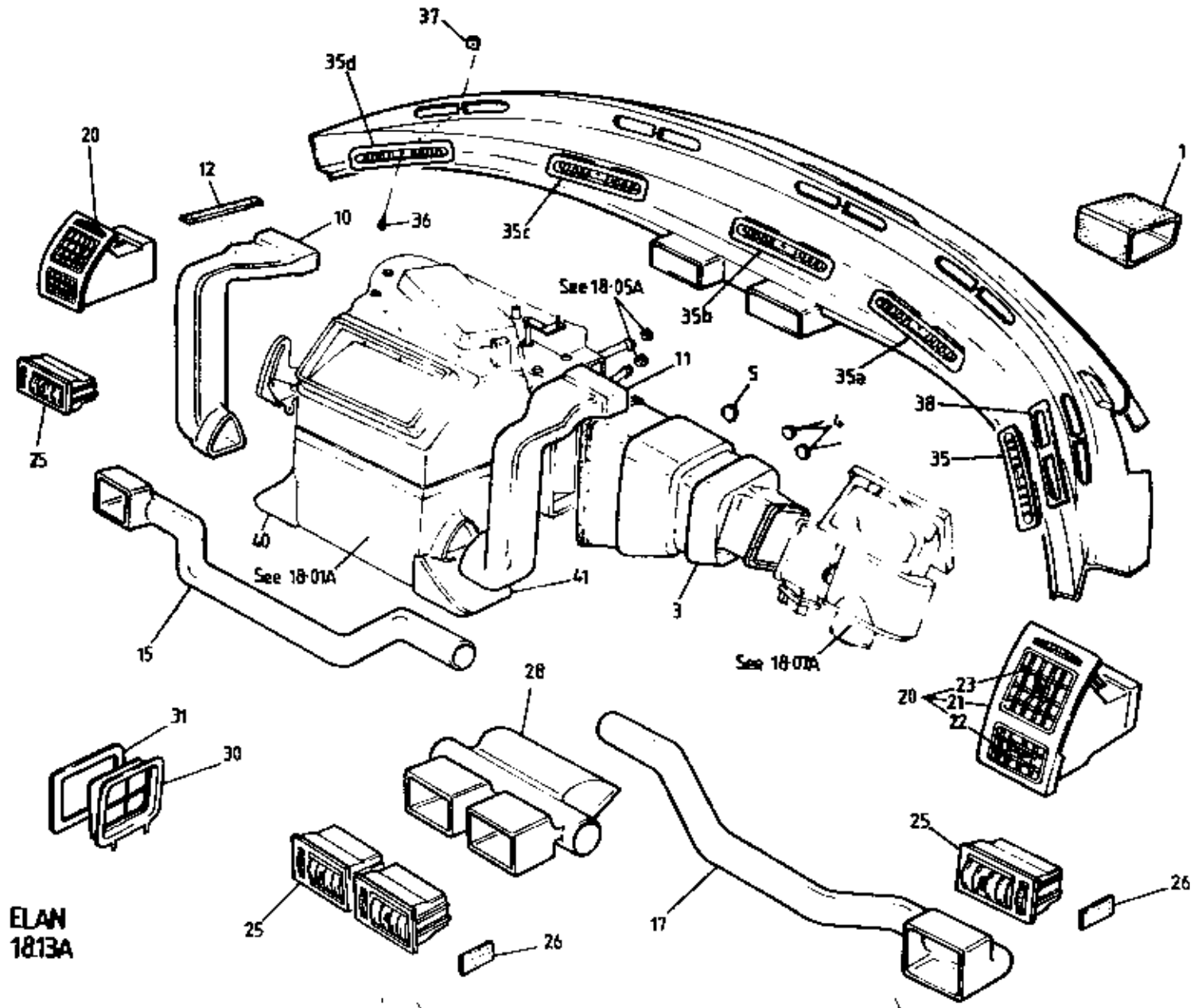
FUNCTION CODE	CONTENTS: Mechanically Operated Parts & Controls		QUANTITY		REMARKS
			ALL		
18.09A					
	PART DESCRIPTION	PART NUMBER			
2	Rotary Control Assembly, 4-position	A100P0062F	1		
	" " " 6-position	A100P0102F	1		
3	Screw, No.8 x 5/16", controls to fascia	A100W5144F	2		
4	Washer, M4 x 9, " " "	A082W4099F	2		
5	Rod, temperature control	C100P0086F	1		RHD
	" " "	A100P0085F	1		LHD
7	Clip, heater control rod	A100P6028F	1		white
8	Clip, rod to controller	A100P6032S	1		black



ELAN
 18.11A



FUNCTION CODE	CONTENTS: Vacuum Operated Parts & Controls		QUANTITY		REMARKS
			ALL		
18.11A					
	PART DESCRIPTION	PART NUMBER	ALL		
1	'Harness' Kit, vacuum hose	B100P0071H	1		
	Vacuum Hose	A910E6786V	A/R		(use for individual hoses)
2	Grommet, vacuum pipes thro' body	X036B6150Z	2		
3	Vacuum Microswitch, re-circulation flap	A100P6031S	1		4-position controls only
3a	" " water valve	A100P6031S	1		
4	'P' Clip, vacuum pipe securing	A075W6227F	2		
	" " " " "	A075W6228F	1		
	" " " " "	A100W6344F	3		
7	Pop Rivet, 'P' clip fixing	A075W6087Z	6		
8	Washer, pop rivet	A075W4000Z	6		
10	Cable Clip, vacuum pipe securing	A100W6418F	1		
11	" " " " "	A100W6419F	3		
15	Reservoir, vacuum, heater system	A100P6018F	1		
16	Bracket, reservoir mounting	A100P0094F	1		
17	Washer, M5 x 10, " "	A075W4011Z	1		
18	Nut, Nyloc, M5,, " "	A075W3008Z	1		
20	Pipe, vacuum, manifold to reservoir	A100P0095F	1		
21	Connector, straight, pipe to elbow	A100P6030F	1		
22	Elbow, manifold vacuum pipe	A100P6027F	1		
25	'T'-Piece, vacuum lines	A100P6017H	1		



ELAN
 1813A



FUNCTION CODE	CONTENTS: Ducting, Outlets & Vents	QUANTITY		REMARKS	
		RHD	LHD		
18.13A					
1	Foam Connector, HVAC wheel arch duct to plenum	A100P0096F	1	1) no air conditioning
	Duct, blower assembly to heater assembly	A100P0012F	1		
3	" " " " " "	A100P0011F		1	
4	Grommet, bulkhead hole blanking	X054J6005Z	2	2	
5	" " " " " "	A082B6057Z	1	1	
6	Tie Wrap, ducting securing	A075W6038Z	5	5	
10	Duct, heater assembly to demist moulding, LH	B100P0019F	1	1	
11	" " " " " " RH	B100P0020F	1	1	
12	Foam Strip, self-adhesive, duct/dashboard	A082U6055V	A/R	A/R	
	Duct, heater assembly to outer dash vent, LH	A100P0016F	1		
15	" " " " " " " " LH	A100P0015F		1	
	" " " " " " " " RH	A100P0018F	1		
17	" " " " " " " " RH	A100P0017F		1	
	Insulation, outer vent ducting	A100P0117F	1	1	
20	Vent Assembly, dashboard outer	A100P6011J	2		inc. next 3 items (Mounted due to orientation) of lower insert covers
21	Housing, outer dash vents	A100P6012F	2		
22	Insert Louvre, outer dash vent, lower (small)	A100P6013F	2		
23	" " " " " " upper (large)	A100P6014F	2		
25	Vent, outer/centre face level vents	A100P6010F	2	4	
26	Foam Seal, dashboard vents	C100P0056F	2	4	
	Duct, centre face level vents	A100P0014F	1		
28	" " " " " " " "	A100P0013F		1	
	Insulation, centre face level vents	A100P0116K	1	1	
30	Vent, cabin air outlet	A100P6015F	2	2	fitted in rear bulkhead
31	Mounting Plate, vent to body	A100P0055F	2	2	
35	Vent, windscreen defrost, RH outer	A100P0050F	1	1	
35a	" " " " RH inner	A100P0048F	1	1	
35b	" " " " centre	A100P0046F	1	1	
35c	" " " " LH inner	A100P0047F	1	1	
35d	" " " " LH outer	A100P0049F	1	1	
36	Screw, No.6 x 1", defrost vent/fascia fixing	A082W5022F	5	5	
37	Spire Nut, No.6, " " " "	A100W6420F	5	5	
38	Foam Seal, fascia to demist scuttle	D100P0058F	5	5	
	Duct, footwell outlet, LH	A100P0051H	1		
40	" " " " LH	A100P0053H		1	
	" " " " RH	A100P0052H	1		
41	" " " " RH	A100P0054H		1	

VEHICLE EMISSION CONTROL INFORMATION
 MOTOR OILS LTD

VEHICLE EMISSION CONTROL INFORMATION
CATALYST

IMPORTANT
 Read owner's manual for the correct use of the car.

45

21

10

POISON DANGER
 CAUSES SEVERE BURNS

MAX 80
 M.P.H.

MAX 50
 M.P.H.

11

CAUTION
 ENGINE COOLING FAN

37

1

3

32

31

33

22

23

30

HOT PIPE
CAUTION!
 HOT SURFACE

25

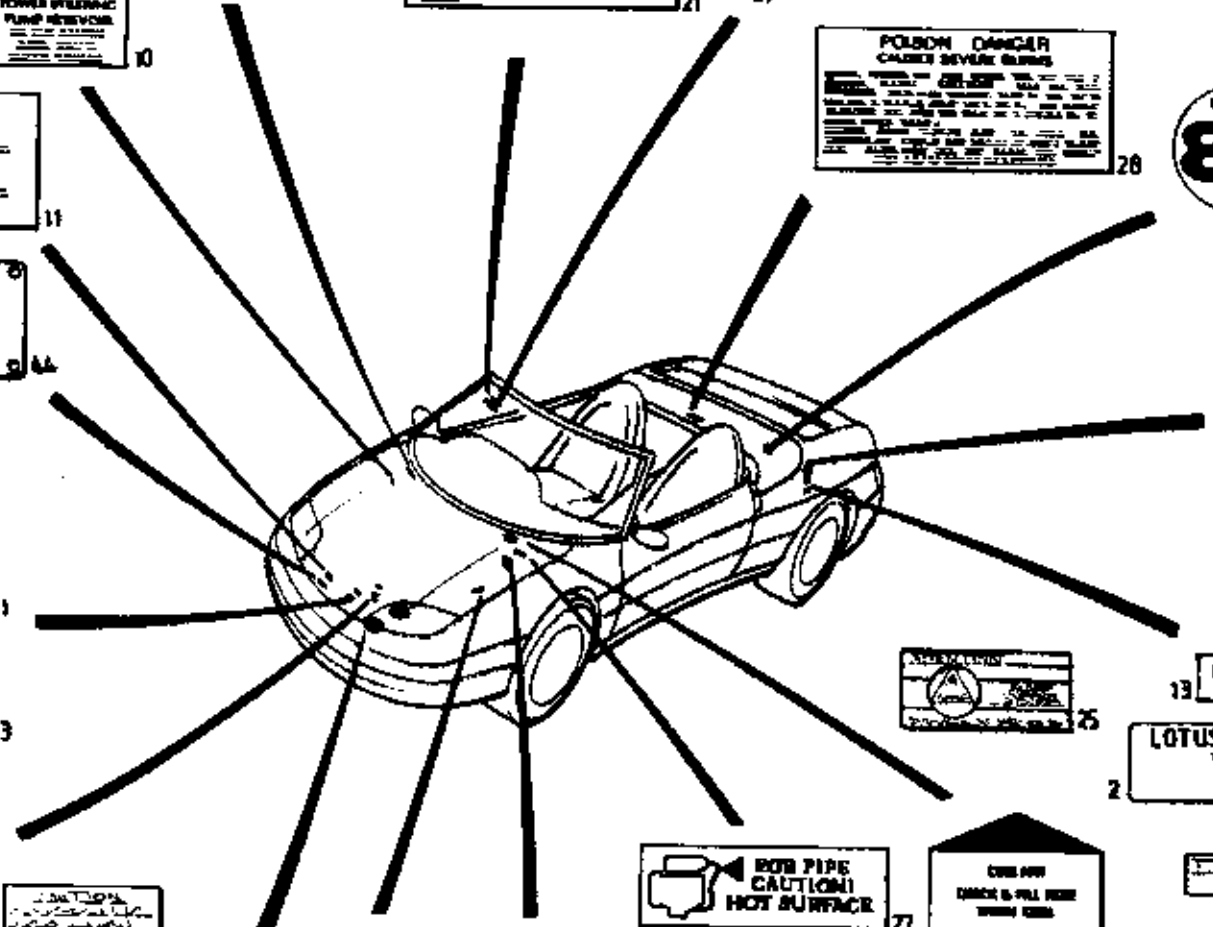
13
LOTUS CARS LTD
 V.I.N.

24

43

46

ELAN
 1901A


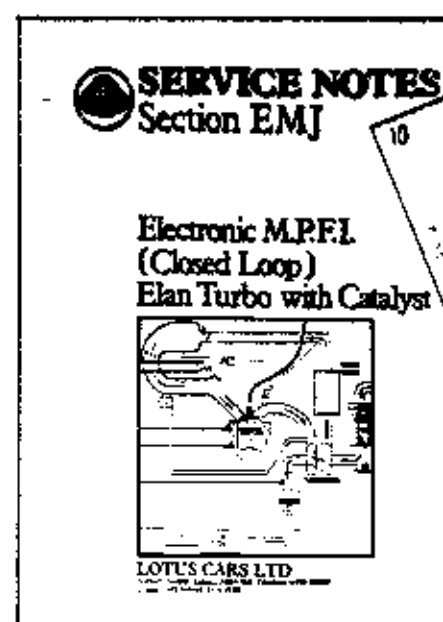
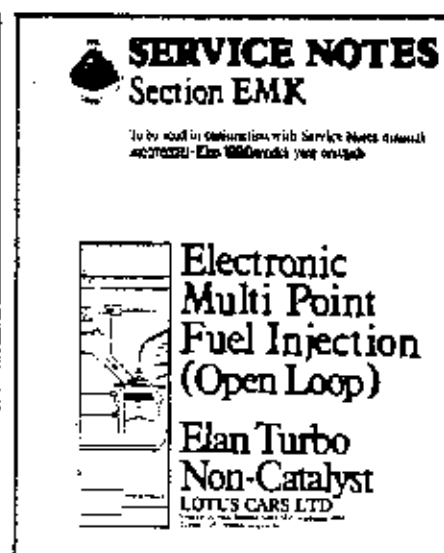
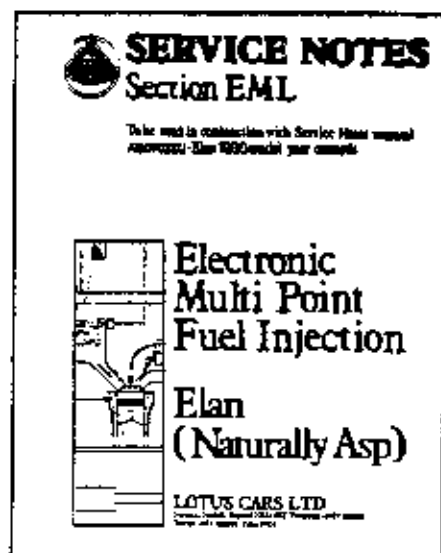
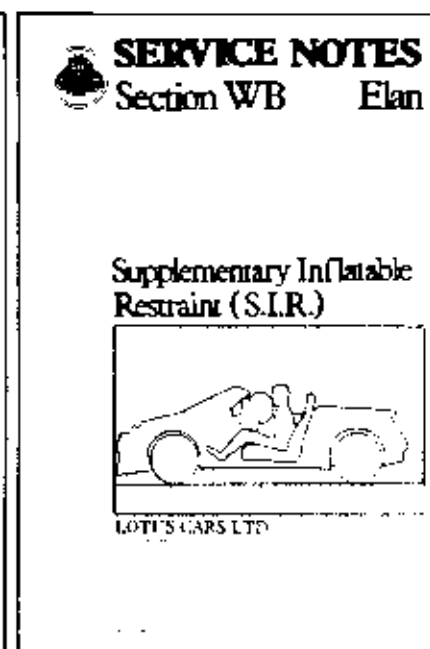






FUNCTION CODE	CONTENTS: Labels		QUANTITY		REMARKS
	PART DESCRIPTION	PART NUMBER	ALL		
19.01A					
1	Label, VIN & weights	C075U0730K*	1		USA except USA
2	" " " "	F075U1186K*	1		
3	" VIN (windscreen)	B079U4666K*	1		* Note: Form LSL 317 must be completed when ordering VIN or engine number labels.
4	" engine number	A082U7394K*	1		
4	" emission control information	B100U0468F	1		Sweden
	" " " 92 E.P.A.	C100U0297F	1		
	" " " 92 C.A.R.B.	C100U0298F	1		USA
8	" catalyst '92 M.Y.	A100U6060F	1		
10	" power steering fluid	A100U0395F	1		Fit to cam cover
11	" engine oil	B100U0249F	1		
13	" unleaded fuel (English)	A075U1008F	1		
	" " " (French)	A082U7413F	1		
	" " " (Swedish)	A085U5095F	1		
	" " " (German)	A085U5096F	1		
	" " " (Dutch)	A085U5098F	1		
	" " " (Spanish)	A085U5097F	1		
	" " " (Italian)	A082U7386F	1		
21	" dual fuel (Spanish)	A100U0492F	1		
22	" headlamp motor caution	A082U4698F	2		
23	" headlamp levelling	B082U7039F	1		
24	" fuel cut-off switch	A082U7225F	1		
25	" alarm warning	A082M4993F	2		
26	" alarm instruction (passive immobilisation)	A100M0357F	1		S2
27	" hot surface caution	A100U0407F	1		
28	" battery caution	A075M6143F	1		
29	" running in (on windscreen)	B100U0250F	1		
30	" 'E' Mark	B100U0467F	1		
31	" air box element	B100U0391F	1		
32	" " " cover	A100U0088F	1		
33	" " " body	A100U0090F	1		



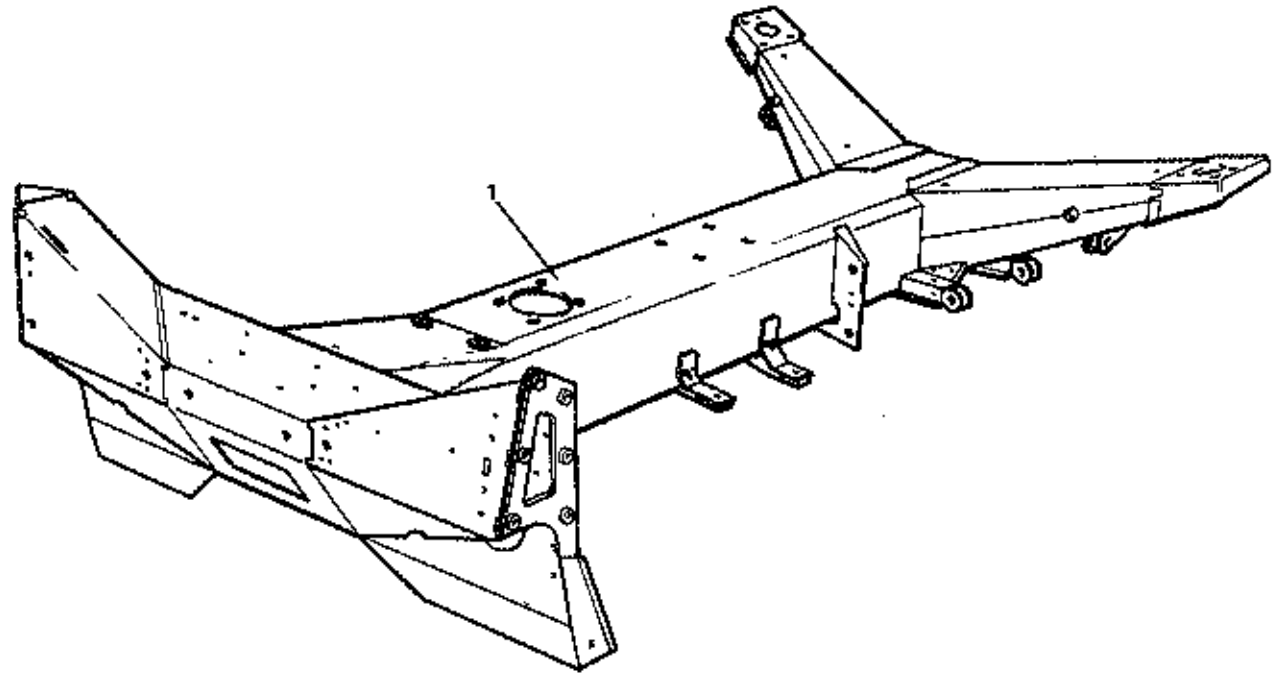
FUNCTION CODE	CONTENTS: Labels		QUANTITY		REMARKS
	PART DESCRIPTION	PART NUMBER	ALL		
19.01A					
37	Label, spare wheel use	B100U0057F	1		Fit to boot floor
38	" spare wheel warning, 80 kmh	A100U0392F	1		
39	" " " " 50 mph	A100U0406F	1		
40	" tyre loading	C100U0310F	1		Australia
	" coolant (French)	A089U1811F	1		
	" " (German)	A089U1812F	1		
	" " (Italian)	A100U0405F	1		
43	" " (English)	A089U1809F	1		
44	" fan warning	A100U6048F	1		
45	" compliance A.D.R.	A082U7259F	1		
46	" jacking warning	A100U0252F	1		



ELAN
19-03A



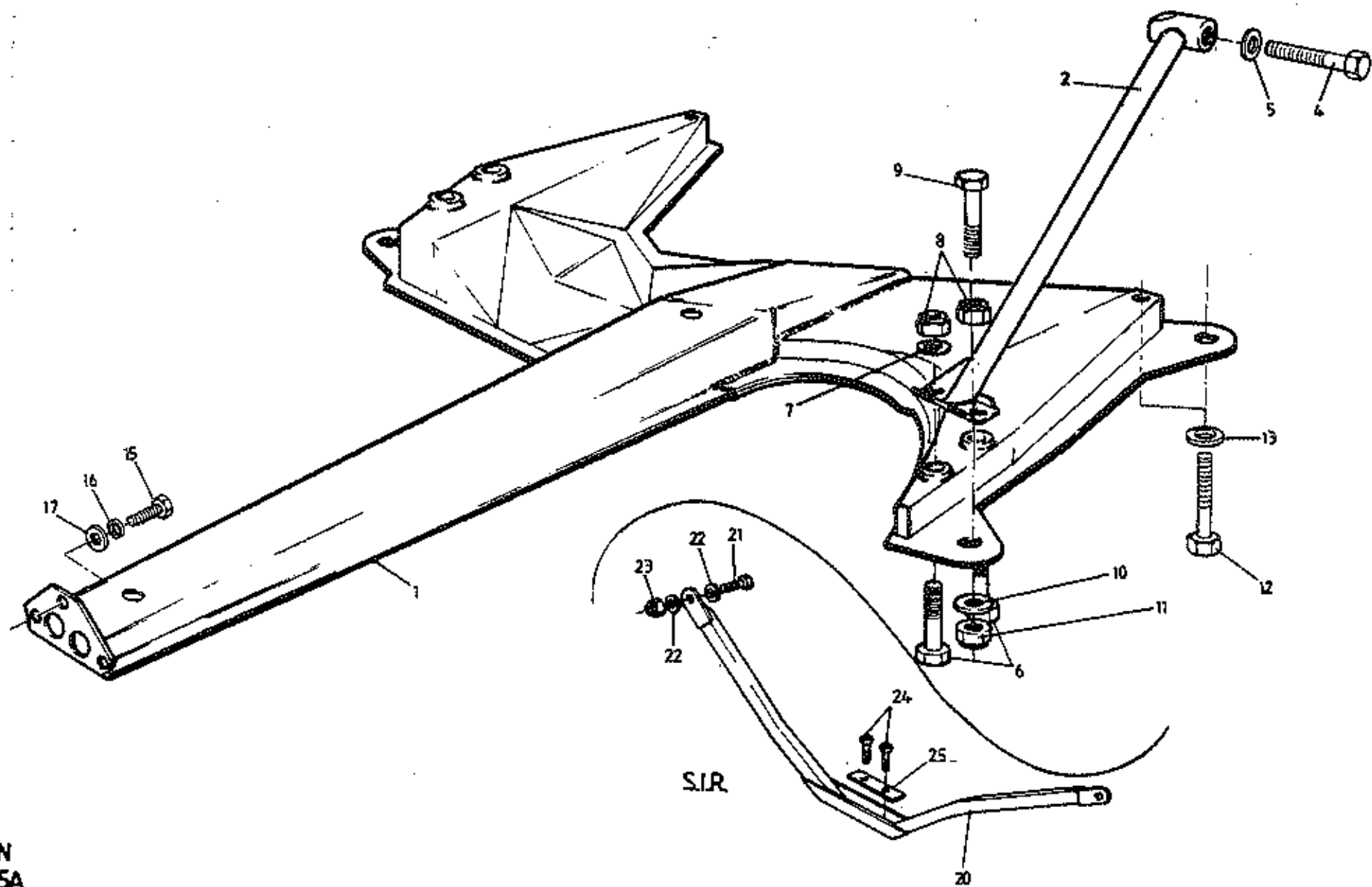
FUNCTION CODE	CONTENTS: Owners Handbooks & Service Notes Manuals		QUANTITY		REMARKS
			TURBO	N.A.	
19.03A	PART DESCRIPTION	PART NUMBER	TURBO	N.A.	
1	Owners Handbook	B100T0324J	1	1	4-position climate controls R/B C100T0324J
	" "	C100T0324J	1	1	6-position climate controls
2	" "	D100T0324J	1		USA
4	Service Notes Manual	E100T0324J	1		S2
5	Electrical Sections	A100T0327J	1	1	
6	Supplementary Inflatable Restraint Section WB	F082T0327J	1	1	
7	Engine Management Section EML	E100T0327J	1		S.I.R.
8	" " " EMK	D100T0327J		1	
9	" " " EML	C100T0327J	1		Non-Catalyst
10	Pre-Delivery Inspection Sheet	B100T0327J	1		Catalyst
11	Maintenance Schedule	LSL 273C	1	1	
12	Bodywork Defects Sheet, Elan	LSL 271D	1	1	
13	'Tech 1' Diagnostic Chart	LSL 272	1	1	
	" " " "	LSL 302		1	
	" " " "	LSL 303	1		Non-Catalyst
	" " " "	LSL 304	1		Catalyst
	VIN/Engine Number label request form	LSL 317	1	1	



ELAN
3001A



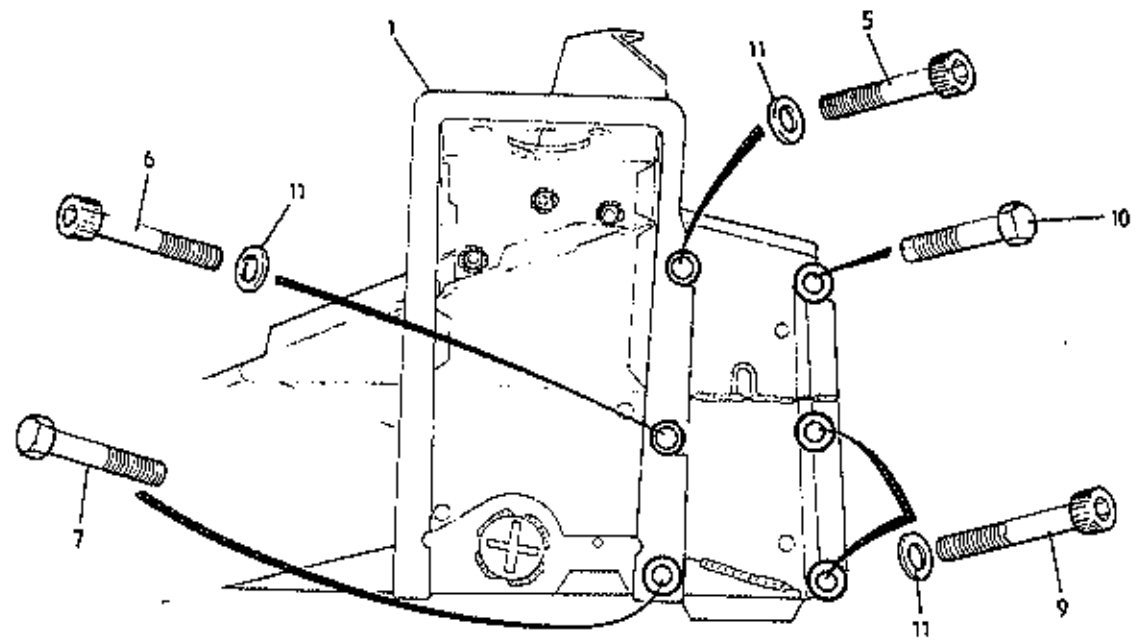
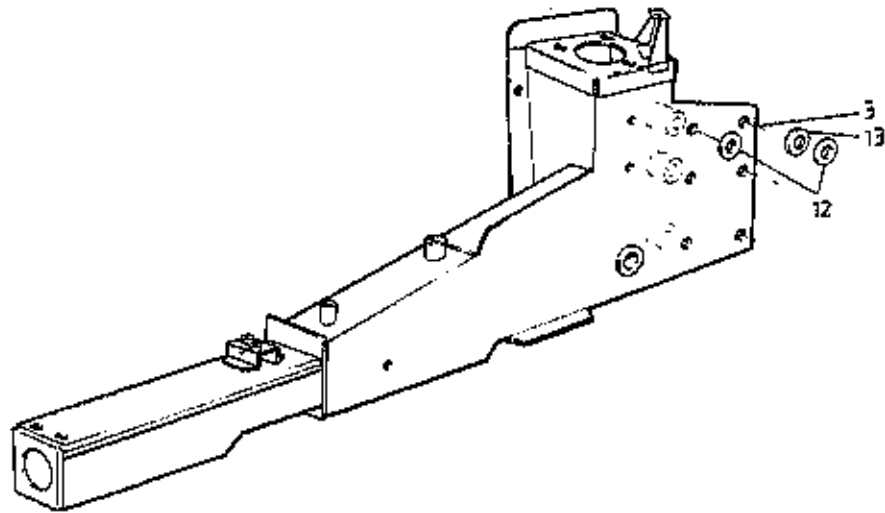
FUNCTION CODE	CONTENTS: Chassis	QUANTITY		REMARKS
		NON S.I.R.	S.I.R.	
30.01A	PART DESCRIPTION	PART NUMBER		
1	Chassis Assembly, 5° anti-lift angle	J100A0227F	1	
	" " 2½° " " "	C100A0897F	1	Prior VIN * R/B C100A0897F Plus Kit #
	" " 2½° " " "	C100A0898F		From VIN *
	" " 2½° " " "	F100A0897F	1	
	Lower Wishbone Replacement Kit	A100D0093S#	1	S2 Elan, R6001 On
	Engine Mounting Load Spreading Plate Kit	A100A0965S	1	See 31.03A & Elan Service Notes Section DD
				See S/B 1992/08
				* VIN # 6644



ELAN
30-15A



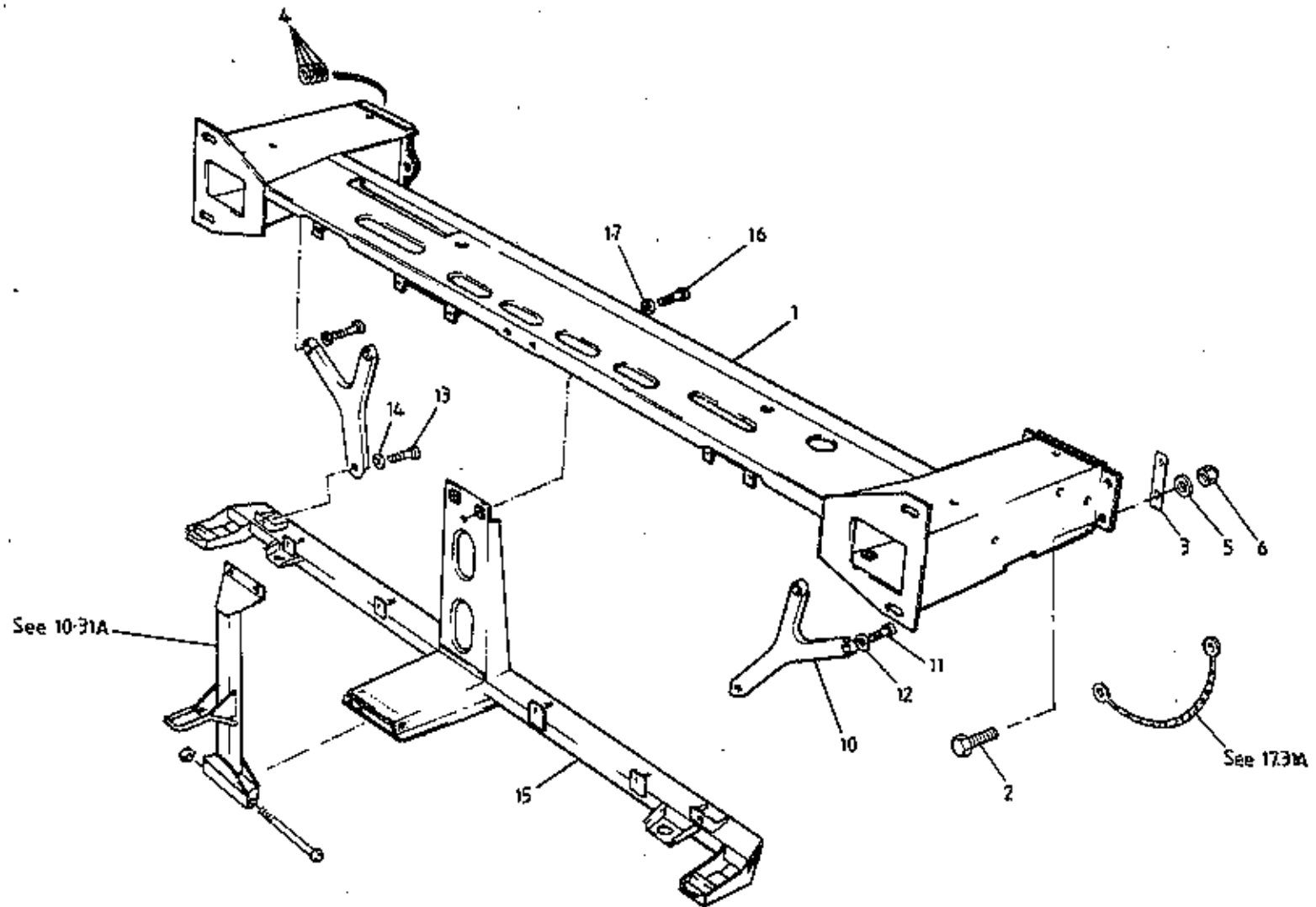
FUNCTION CODE	CONTENTS: Chassis Front Underframe	QUANTITY		REMARKS
		ALL		
30.15A	PART DESCRIPTION	PART NUMBER	ALL	
1	Underframe Assembly, chassis front	G100A0274F	1	
2	Bracing Strut, underframe to longeron, LH	C100A0217F	1	
	" " " " " RH	C100A0216F	1	
4	Bolt, M12 x 25, stay to chassis	A075W1057Z	2	
5	Washer, flat, M12 x 24, stay to chassis	A075W4071F	2	
6	Bolt, M12 x 70, underframe fixing	A100W2110F	4	
7	Washer, flat, M12 x 24, undertray fixing	A075W4071F	4	
8	Nut, Nyloc, M12, " "	A075W3012Z	4	
9	Bolt, M12 x 70, thin head, strut to underframe	A100C0083F	2	
10	Washer, flat, M12 x 24, " " "	A075W4071F	2	
11	Nut, Nyloc, M12, " " "	A075W3078F	2	
12	Bolt, M12 x 75, underframe rear fixing	A075W2071F	4	
13	Washer, flat, M12 x 24, " " "	A075W4028Z	4	
15	Setscrew, M6 x 15, underframe to front frame	A075W1028Z	3	
16	Washer, s/p, M6, " " " "	A075W4035Z	3	
17	Washer, flat, M6 x 15, " " " "	A075W4015Z	3	
20	'V' Strut, underframe to transverse beam	C100A0854F	1)
21	Setscrew, M8 x 16, 'V' strut fixing, top	A075W1036Z	2)
22	Washer, M8 x 16, " " " "	A075W4020Z	4) S.I.R.
23	Nut, Nyloc, M8, " " " "	A075W3010Z	2)
24	Screw, M8 x 16, " " " bottom	A075W7006F	2)
25	Spreader Plate, " " " "	A100A0876F	1)



ELAN
3019A



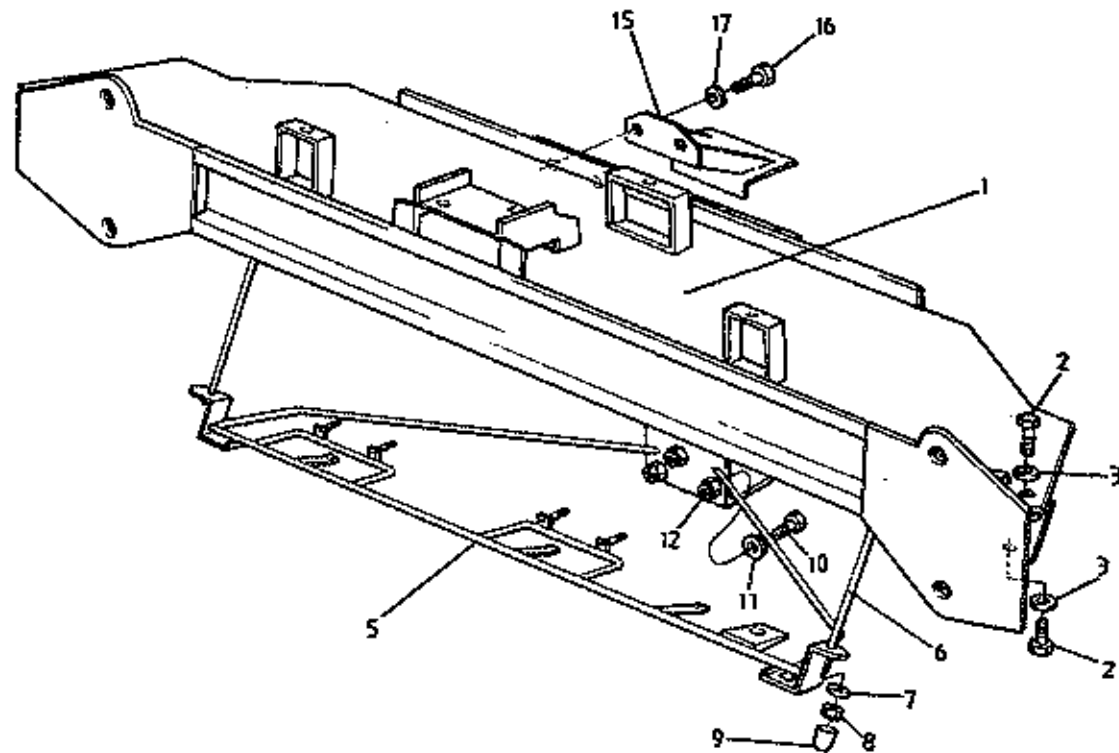
FUNCTION CODE	CONTENTS: Longerons	QUANTITY		REMARKS	
		NON S.I.R.	S.I.R.		
30.19A		PART DESCRIPTION	PART NUMBER		
1		Longeron Assembly, LH	J100A0319F	1	
		" " LH	C100A0725F		1
3		" " RH	J100A0320F	1	
		" " RH	C100A0726F		1
5		Screw, M12 x 120, longeron to chassis	A100W7070F	2	2
6		" M12 x 100, " " "	A100W7098F	2	2
7		Bolt, M12 x 53, special, longeron to chassis	B100A0438F	2	conical seat
		Screw, M12 x 70, " " "	A100W7099F		2
9		Screw, M12 x 50, " " "	A100W7100F	4	4
10		Bolt, M12 x 33, special, " " "	B100A0439F	2	2 conical seat
11		Washer, M12 x 24, " " "	A075W4071F	8	8
12		Shim, 0.5mm thick, " " "	A100A0916F	A/R	A/R)alternatives
13		" 0.25mm, " " "	A100A0806F	A/R	A/R)



ELAN
30-21A (NON SIR)



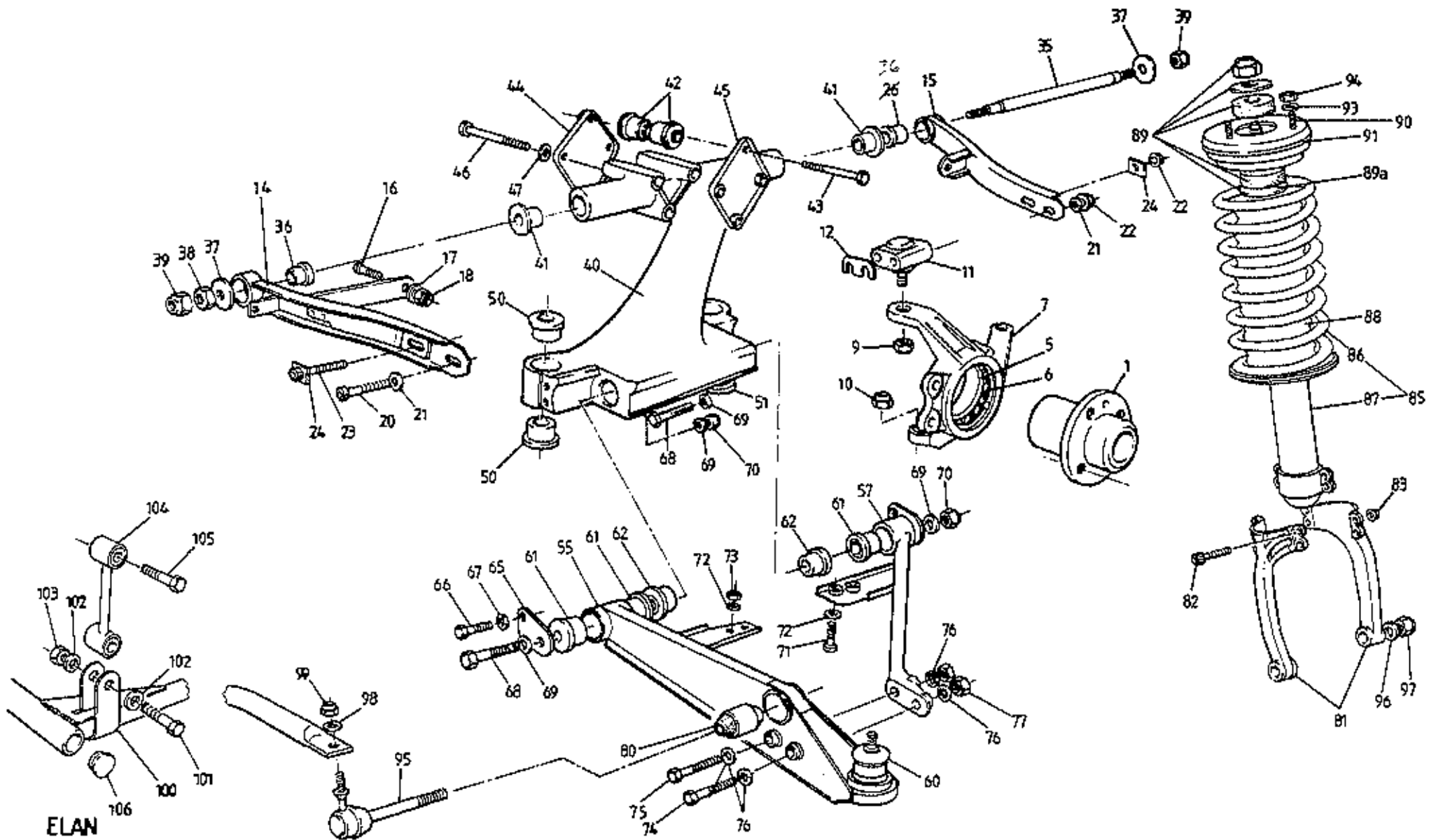
FUNCTION CODE	CONTENTS: Non-S.I.R.: Chassis Front Frame		QUANTITY		REMARKS
			NON S.I.R.		
30.21A	PART DESCRIPTION	PART NUMBER			
1	Front Frame Assembly, upper	F100A0555F	1		
2	Setscrew, M8 x 20, front frame to longeron	A075W1038Z	7		
3	Shim Plate, " " " "	A100A0841F	A/R		
4	Shim Washer, " " " "	A100A0805F	A/R		
5	Washer, flat, M8 x 25, front frame to longeron	A075W4021Z	7		
6	Nut, Nyloc, M8, " " " "	A075W3010Z	7		
10	'Y' Strut, front frame	A100A0492F	2		
11	Setscrew, M8 x 12, 'Y'-strut to longeron	A075W1035Z	4		
12	Washer, M8 x 16, " " " "	A075W4020Z	4		
13	Setscrew, M8 x 12, " " " lower frame	A075W1035Z	2		
14	Washer, M8 x 16, " " " "	A075W4020Z	2		
15	Radiator Support Frame	D100A0556F	1		R/B A100A0971F
	" " " "	A100A0971F	1		From VIN S 6384 (R134A CFC Free)
16	Setscrew, M6 x 12, lower frame to upper frame	A075W1027Z	2		
17	Washer, M6 x 12, " " " "	A075W4013Z	2		



ELAN
3021B (SIR)



FUNCTION CODE	CONTENTS: S.I.R.: Chassis Front Frame		QUANTITY		REMARKS
			S.I.R.		
30.21B	PART DESCRIPTION	PART NUMBER	S.I.R.		
1	Transverse Beam Assembly	F100A0750F	1		
2	Setscrew, M12 x 90, beam to longeron	A079W1058F	6		
3	Washer, flat, M12 x 24, beam to longeron	A075W4071F	6		
5	Radiator Support Frame	C100K0059F	1		
6	Tie Rod, radiator support assembly	C100K0057F	2		
7	Washer, flat, M6 x 12, tie rod to lower support	A075W4013Z	2		
8	Nut, Nyloc, M6, " " " " "	A075W3009Z	2		
9	Cap, tie rod/lower support fixings	A100K6027F	2		
10	Setscrew, M6 x 18, lower support to underframe	A075W1029Z	3		
11	Washer, flat, M6 x 12, " " " "	A075W4013Z	3		
12	Nut, Nyloc, M6, " " " "	A075W3009Z	3		
15	Stabiliser, transverse beam	E100A0801F	1		
16	Socket Screw, M10 x 30, stabiliser to beam	A075W7030F	2		
17	Washer, flat, M10 x 20, " " " "	A075W4024Z	2		



ELAN
31-01A



FUNCTION CODE	CONTENTS: Front Suspension	QUANTITY		REMARKS	
		PRIOR VIN *	FROM VIN *		
31.01A					
	PART DESCRIPTION	PART NUMBER			
1	Hub, front	A100C6007F	2	2	
5	Bearing, front hub	A100C6009F	2	2	
6	Circlip, bearing retention	A100C6010F	4	4	
7	Hub Carrier, front, LH	J100C0033G	1	1	
	" " " RH	J100C0034G	1	1	
9	Nut, Nyloc, M12, hub carrier to upper ball joint	A100C6021F	2	2	thin
10	Nut, Nyloc, M12, " " " lower " "	A100C6019F	2	2	
11	Upper Ball Joint	F100C0058F	2	2	
12	Shim Plate, castor adjustment	A100C0025F	16	16	
	Wishbone Half, upper	F100C0017F	4		Except USA R/B A100C0148F
	" " " forward, LH	B100C0129F	1)
	" " " " " RH	B100C0130F	1) USA <i>Dark painted</i>
	" " " rear,	A100C0128F	2)
14	" " " forward, LH	A100C0149F		1	>
	" " " " " RH	A100C0150F		1	> braced <i>Analysed</i>
15	" " " rear	A100C0148F		2	>
16	Setscrew, M10 x 20, wishbone bracing	A075W1046Z	2	2	
17	Washer, M10 x 20, " "	A075W4024F	2	2	
18	Nut, Nyloc, M10, " "	A075W3011F	2	2	with USA & braced type upper wishbones
20	Screw, M8 x 70, wishbone to ball joint (outer)	A100W7086F	2	2	
21	Washer, M8 x 16, " " " "	A075W4020Z	4	4	
22	Nut, Kayloc, M8, " " " "	A100C6022F	4	4	
23	Bolt, M8 x 85, " " " " (inner)	A100C0124F	4	4	
24	Plate, camber adjust, 10.5mm	A100C0109F))	
	" " " 11.5mm	A100C0125F)4)4	
	" " " 12.5mm	A100C0110F))	
	" " " 14.0mm	A100C0111F))	
	Bracket, brake hose to wishbone, LH	B100J0127F	1	1)
	" " " " " RH	B100J0126F	1	1)
	Setscrew, M5 x 16, bracket to wishbone	A075W1085F	4	4) early cars. Later cars have integral brkt.
	Washer, M5 x 10, " " " "	A075W4011Z	4	4)
	Nut, Nyloc, M5, " " " "	A075W3008Z	4	4)

* VIN R 6001 (S2)



FUNCTION CODE	CONTEXTS: Front Suspension	QUANTITY		REMARKS	
		PRIOR VIN *	FROM VIN *		
31.01A	PART DESCRIPTION	PART NUMBER			
35	Stud, wishbone pivot	B100C0051F	2	2	
36	Bush, upper wishbone	C100C6003F	4	4	
37	Snubber Washer, 12mm, wishbone pivot	A100D0037F	4	4	
38	Half Nut, M12, " "	A100W3107F	2	2	
39	Nut, Nyloc, M12, " "	A075W3078F	4	4	
40	Raft Assembly, front suspension, LH	A100C0119F	1	1) inc. bushes
	" " " " LH	B100C0119F		1	
	" " " " RH	A100C0118F	1	1	
	" " " " RH	B100C0118F		1	
41	'Top Hat' Bush, raft/top wishbone	A100C0030H	4	4	
42	Bush, raft upper	D100C6018F	4	4	
43	Bolt, M12 x 77, thin head, raft upper/longeron	A100C0074F	2	2	
44	Mounting Plate, raft, inner	B100C0045F	2	2	
45	" " " " outer	B100C0046F	2	2	
46	Bolt, M8 x 75, mounting plate to raft	A100C6027F	6	6	
47	Washer, M8 x 16, " " " "	A075W4020Z	6	6	
50	Bush, flanged, raft lower forward/Upper	C100C6006F	4	4	
	" " " " rear	D100C6001F	2	2	
51	" " " " rear	E100C6001F		2	Yellow colour code
55	Track Control Arm Assembly. (TCA), LH	A100C0139S	1	1) inc. pivot bushes, lower ball joint
	" " " " RH	A100C0132S	1	1	
57	Strut Assembly, TCA, LH	A100C0135S	1	1	> inc. pivot bushes
	" " " " RH	A100C0134S	1	1	
60	Lower Ball Joint, TCA	A100C6020F	2	2	
61	Bush, lower wishbone	Z100C6002F	8	8	Orange colour code
62	'Top Hat' Insert, TCA strut to raft	A100C0030H	4	4	
65	End Plate, TCA	A100C0031F	4	4	
66	Bolt, M8 x 80, end plate to raft	A075W2045F	8	8	
67	Washer, M10 x 20, " " " "	A075W4024Z	8	8	
68	Bolt, M12 x 90, TCA & TCA strut to raft	A075W2073F	4	4	
69	Washer, M12 x 24, " " " " " "	A075W4028Z	4	4	
70	Nut, Nyloc, M12, " " " " " "	A100C6019F	2	2	

* VIN R 6001 (S2)



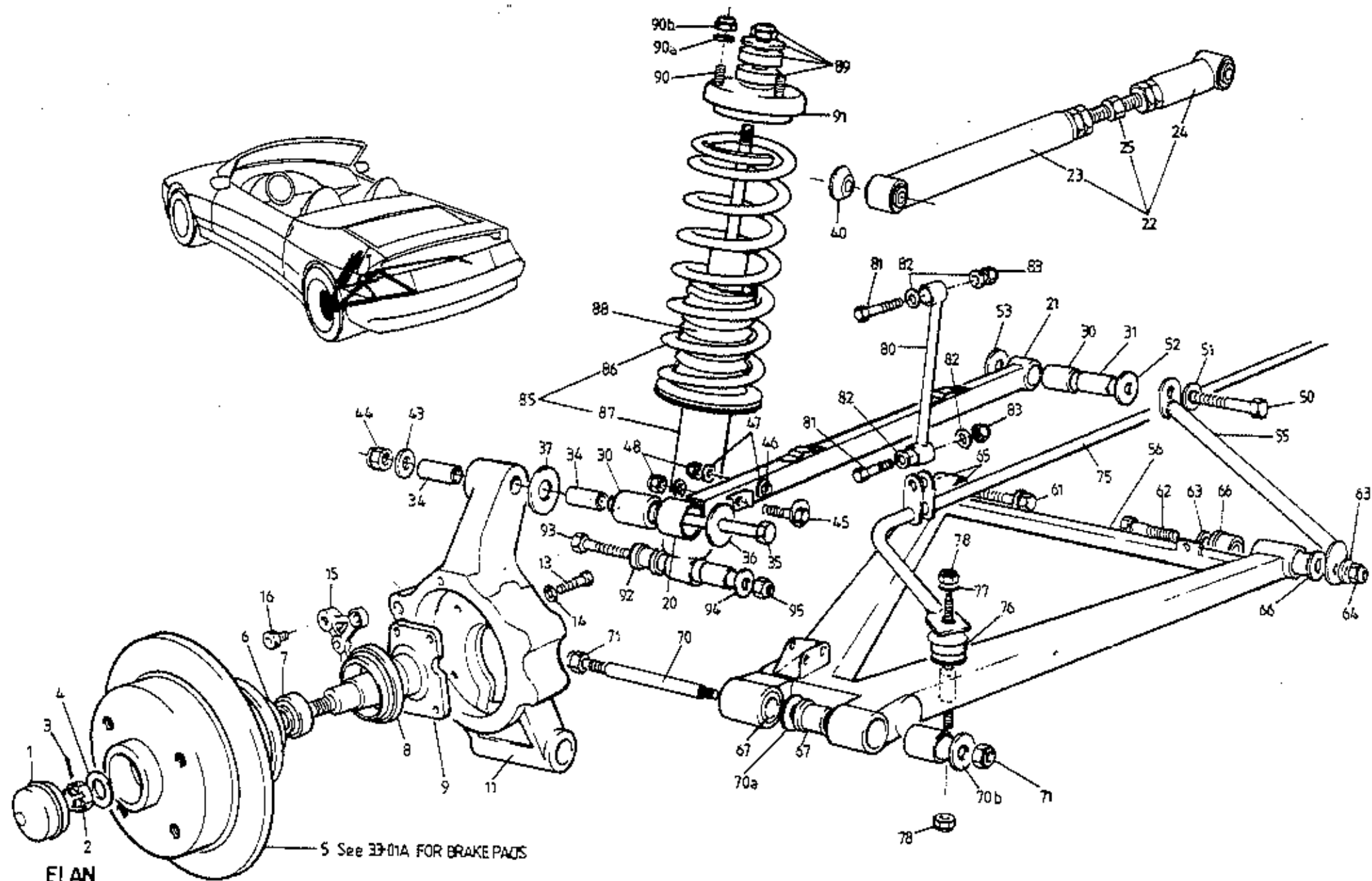
FUNCTION CODE	CONTENTS: Front Suspension	QUANTITY		REMARKS	
		PRIOR VIN *	FROM VIN *		
31.01A					
	PART DESCRIPTION	PART NUMBER			
71	Socket Screw, M8 x 25, TCA to TCA strut	A075W7024F	4	4	
72	Washer, M8 x 16, " " " "	A075W4020Z	8	8	
73	Nut, M8, kaylock, " " " "	A100C6022F	4	4	
74	Socket Screw, M10 x 90, " " " "	A100W7065F	2	2	
75	" " M10 x 110, " " " "	A100W7088F	2	2	Bolt A075W2087F x2
76	Washer, M10 x 20, " " " "	A075W4024Z	8	4	Washer A075W4005F x4
77	Nut, M10, kaylock " " " "	A089W3082F	4	2	Nut A075W3004Z x2
80	Bush, damper yoke	D100C6005F	2	2	
81	Yoke, front damper	A100C0040F	4	4	
82	Socket Screw, M8 x 35, yoke to damper	A082W7053F	8	8	
83	Nut, M8, kaylock, " " " "	A100C6022F	8	8	
	Spring/Damper Assembly, front, N.A.	F100C0043F	2		} Yellow/yellow/white colour code
	Spring, front, N.A.	A100C0087H	2		}
	Damper, " "	C100C6015H#	2		}
	Spring/Damper Assembly, front, USA Turbo	C100C0123F	2] Blue/yellow/orange
	Spring, front, USA Turbo <i>SE N/A</i>	A100C0126H	2]
	Damper, " " " "	B100C6029H	2		
	Spring/Damper Assembly, front, except USA Turbo	F100C0077F	2		> Yellow/yellow/green
	Spring, front, except USA Turbo <i>SA N/A</i>	B100C0086F	2		>
	Damper, " " " "	C100C6015H#	2		
85	Spring/Damper Assembly, front	H100C0077J		2	} Yellow/yellow/green
86	Spring, front	B100C0086F		2	}
87	Damper, " "	F100C6015F		2	
88	Gaiter, " damper	A100C6013F	2	2	# R/B F100C6015F IN PAIRS
89	Fixings Kit, front damper mounting	B100C6012F	2	2	
89a	Conical Washer, " " " "	A100C0151F		2	replaces lower washer from kit B100C6012F
90	Mounting Assembly, damper top plate	A100C0075F	2	2	
91	Isolator, spring/damper to chassis	A100C0121H	2	2	USA Turbo
	" " " " " "	A100C0038F	2	2	Except USA Turbo
93	Washer, flat, M8 x 16, front damper upper fix	A075W4020Z	6	6	
94	Nut, Nyloc, M8, " " " "	A075W3010Z	6	6	

* VIN R 6001 (32)



FUNCTION CODE	CONTENTS: Front Suspension	QUANTITY		REMARKS
		PRIOR VIN *	FROM VIN *	
31.01A	PART DESCRIPTION	PART NUMBER		
95	Balljoint, anti-roll bar to TCA <i>3/13rd level</i>	^C E100C6008F	2	2
96	Washer, M12 x 24, balljoint to yoke	A075W4028Z	2	2
97	Nut, M12, Nyloc, " " "	A100W3109F	2	2
98	Washer, M10 x 20, " " anti-roll bar	A075W4024Z	2	2
99	Nut, M10, kaylock, " " " " "	A089W3082F	2	2
100	Anti-Roll Bar	D100C0060F	1	1
101	Bolt, M10 x 45, anti-roll bar to drop link	A075W2053Z	2	2
102	Washer, M10 x 20, " " " " " "	A075W4024Z	4	4
103	Nut, Nyloc, M10, " " " " " "	A075W3011Z	2	2
104	Drop Link, anti-roll bar	A100C6011F	2	2
105	Screw, M10 x 55, drop link to chassis	A100A6026F	2	2
106	Plug, anti-roll bar ends	A100C6023F	2	2

* VIN R 6001 (S2)



ELAN
 31-03A



FUNCTION CODE	CONTENTS: Rear Suspension		QUANTITY		REMARKS
			PRIOR VIN *	FROM VIN *	
31.03A	PART DESCRIPTION	PART NUMBER			
1	Hub Cap	A100D6010F	2	2	
2	Hub Nut	A100D6007F	2	2	
3	Split Pin, hub nut retaining	A100D6006F	2	2	
4	Locking Washer, hub nut	A100D6005F	2	2	
5	Rear Hub/Brake Disc	B100J0008F	2	2	
6	Rear Wheel Bearing, outer	A100D6009F	2	2	
7	" " " inner	A100D6008F	2	2	
8	Sealing Ring, rear hub	A100D6012F	2	2	
9	Stub Axle, rear, LH	A100D6013F	1	1	GM 90236464)MK2 GM 93176752 GM 90236463
	" " " RH	A100D6014F	1	1	
11	Hub Carrier, rear, LH	G100D0023F	1	1	
	" " " RH	G100D0022F	1	1	
13	Bolt, M10 x 30, stub axle to hub carrier	A100D0056F	8	8	
14	Washer, M10 x 20, " " " " "	A075W4024Z	8	8	
15	Bracket, brake caliper mounting	A100D0024F	2	2	
16	Cap Screw, " " " bracket/carrier	A100D0067F	8	8	
20	Link End (inc. bush) top link	A100D0092S	2		use with A100D0091S
21	Top Link, adjustable	A100D0091S	2		Square section
22	" " " "	A100D0096J	2	2	Tubular. Inc. * items
23	End Piece, upper link, long	A100D0097F*	2	2	Bush B082D4084F
24	" " " " short	A100D0098F*	2	2	
25	Adjuster Trunnion, top link	A082D6038F*	2	2	
26	Locknut LH thread	A082W3123F	2	2	
27	Locknut RH thread	A082W3122F	2	2	
30	Bush, top link	B100D6018F	4	4	
31	Reducing sleeve, top link to chassis	B100D0049F	2		
34	" " " " " carrier, 37mm long	B100D0049F	4		5° anti-lift angle
	" " " " " " 80mm "	A100D0081F	2	2	2 1/2° " " " "
35	Bolt, M12 x , carrier to top link		2		5° anti-lift angle
	" M12 x 110, " " " "	B079W2074F	2	2	2 1/2° " " " "
36	Snubber Washer, 12mm I/D, bolt head	A100D0037F	2		
37	" " 16mm I/D, top link/carrier	A100D0039F	2		5° anti-lift angle
40	Spacer Washer, 9.5mm thick, top link/carrier	A100D0080F	2	2	2 1/2° " " " "

* VIN R 6001 (S2)



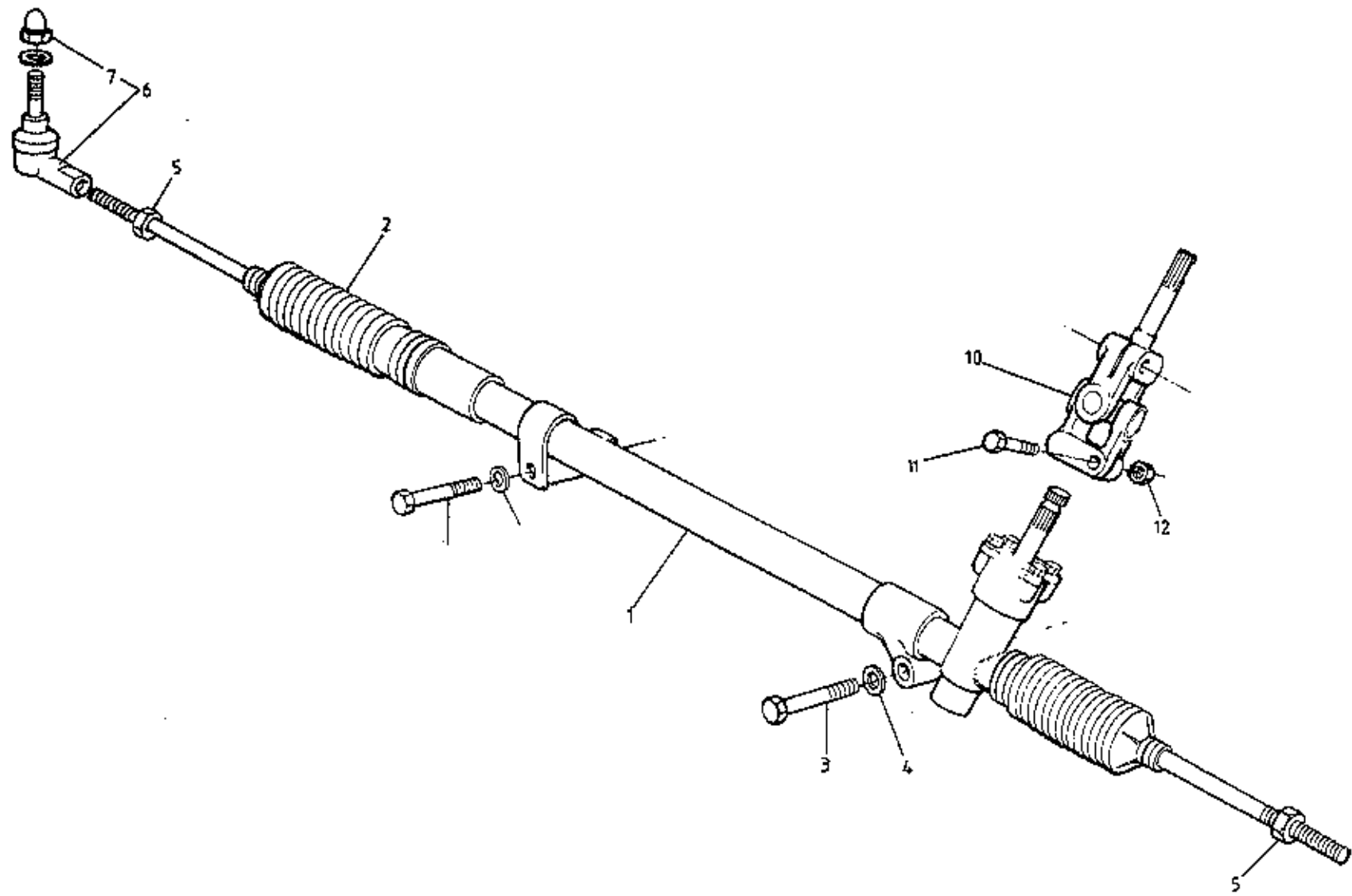
FUNCTION CODE	CONTENTS: Rear Suspension	QUANTITY		REMARKS
		PRIOR VIN *	FROM VIN *	
31.03A	PART DESCRIPTION	PART NUMBER		
43	Washer, M12 x 24, carrier to top link	A075W4028Z	2	2
44	Nut, Nyloc, M12, " " " "	A075W3078F	2	2
45	Cam & Bolt Assembly, camber adjustment	C100D0033F	2	
46	Bolt, link clamping	AC75W2040Z	2	
47	Washer, M8 x 20, camber adjustment bolt	A079W4019F	6	
48	Nut, Nyloc, M8 " " " "	A075W3010Z	4	
50	Bolt, M12 x 70, top wishbone inner pivot	A100D6023F	2	2
51	Washer, M12 x 24, " " " "	A075W4028Z	2	2
52	Snubber Washer, 12.0mm I/D, stay/top link	A100D0037F	2	2
52	" " 16.0mm I/D, top link/chassis	A100D0039F	2	2
55	Link Stay, wishbone	A100A0658F	2	5° anti-lift angle
	" " "	B100A0658F	2	2 1/2° " " "
56	Lower Wishbone Assembly, (inc. bushes) LH, 5°	A100D0089S	1	R/B A100D0087S
	" " " " " LH, 2 1/2°	A100D0087S	1	1
	" " " " " RH, 5°	A100D0090S	1	R/B A100D0088S
	" " " " " RH, 2 1/2°	A100D0088S	1	1
	Kit, lower wishbone replacement	A100D0093S	1	Use when replacing early chassis. See 30.01A Inc. 2 1/2° LH & RH wishbone assemblies, link stays, spigot sleeves, spacers & fixings.
61	Cam & Bolt, lower wishbone forward fixing	A100D0059F	2	2
62	Bolt, M12 x 75, lower wishbone rear/link stay	A075W2071F	2	2
63	Washer, M12 x 24, " " fixing	A075W4028Z	6	6
64	Nut, Nyloc, M12, " " "	A075W3078F	4	4
65	Bush, lower wishbone, inner pivot, forward	E100C6002F	4	4
66	" " " " " rear	B100D6019F	4	4
67	" " " outer "	D100D6002F	4	4
70	Pivot Stud, lower wishbone to hub carrier	C100D0044F	2	2
70a	Snubber Washer, 16mm I/D, lower wishbone/carrier	A100D0039F	4	4
70b	" " , 14mm I/D, lower wishbone/nut	A100D0038F	4	4
71	Nut, Nyloc, M14 lower wishbone outer	A075W3069Z	4	4
75	Anti-Roll Bar Assembly, rear	C100D0028F	1	1
76	Ball Joint, anti-roll bar to lower wishbone	A100D6024F	2	2
77	Washer, anti-roll bar fixing	A100D0072F	4	4
78	Nut, Nyloc, M10, " " "	A100W3112F	2	2

* VIN R 6001 (S2)



FUNCTION - CODE -	CONTENTS: Rear Suspension		QUANTITY		REMARKS
			PRIOR VIN *	FROM VIN *	
31.03A	PART DESCRIPTION	PART NUMBER			
80	Drop Link, anti-roll bar	A100C6011F	2	2	
81	Bolt, M10 x 45, drop link fixing	A075W2053Z	4	4	
82	Washer, M10 x 20, " " "	A075W4021Z	8	8	
83	Nut, Nyloc, M10, " " "	A075W3011Z	4	4	
85	Spring/Damper Assembly, rear, USA Turbo	E100D0083F	2		Red/yellow/orange colour code
86	Spring, rear, USA Turbo	A100D0082H	2		" " " " "
87	Damper, " " "	E100D6025H	2		
	Spring/Damper Assembly, rear, except USA Turbo	F100D0030F	2		Green/yellow/white R/B J100D0030J IN PAIRS
	Spring, rear, except USA Turbo	B100D0071F	2		" " "
	Damper, " " " "	C100D6011H	2		R/B E100D6011H IN PAIRS
	Spring/Damper Assembly	J100D0030J		2	Green/yellow/white
	Spring, rear	B100D0071F		2	" " "
	Damper, " " "	E100D6011F		2	
88	Gaiter, damper	A100C6013F	2	2	
89	Fixings Kit, rear damper mounting	B100C6012F	2	2	
90	Mounting Assembly, damper top plate	A100C0075F	2	2	
90a	Washer, flat, M8 x 16, rear damper top fixing	A075W4020Z	6	6	
90b	Nut, Nyloc, M8, " " " "	A075W3010Z	6	6	
91	Isolator, spring/damper to chassis	A100C0038F	2	2	
92	Bottom Eye Bush, rear damper	A100D6020H	2	2	
93	Bolt, M12 x 65, damper lower fixing	A100D6022F	2	2	
94	Washer, M12 x 24, " " "	A075W4028Z	2	2	
95	Nut, Nyloc, M12, " " "	A075W3078F	2	2	
	Kit, Suspension Upgrade, Stage 1 (less dampers)	LOTSKEL001	1) See S/B 1994/05 for Elan S1 upgrades.)
	" " " Stage 2 (inc. dampers)	LOTSKEL002	1		

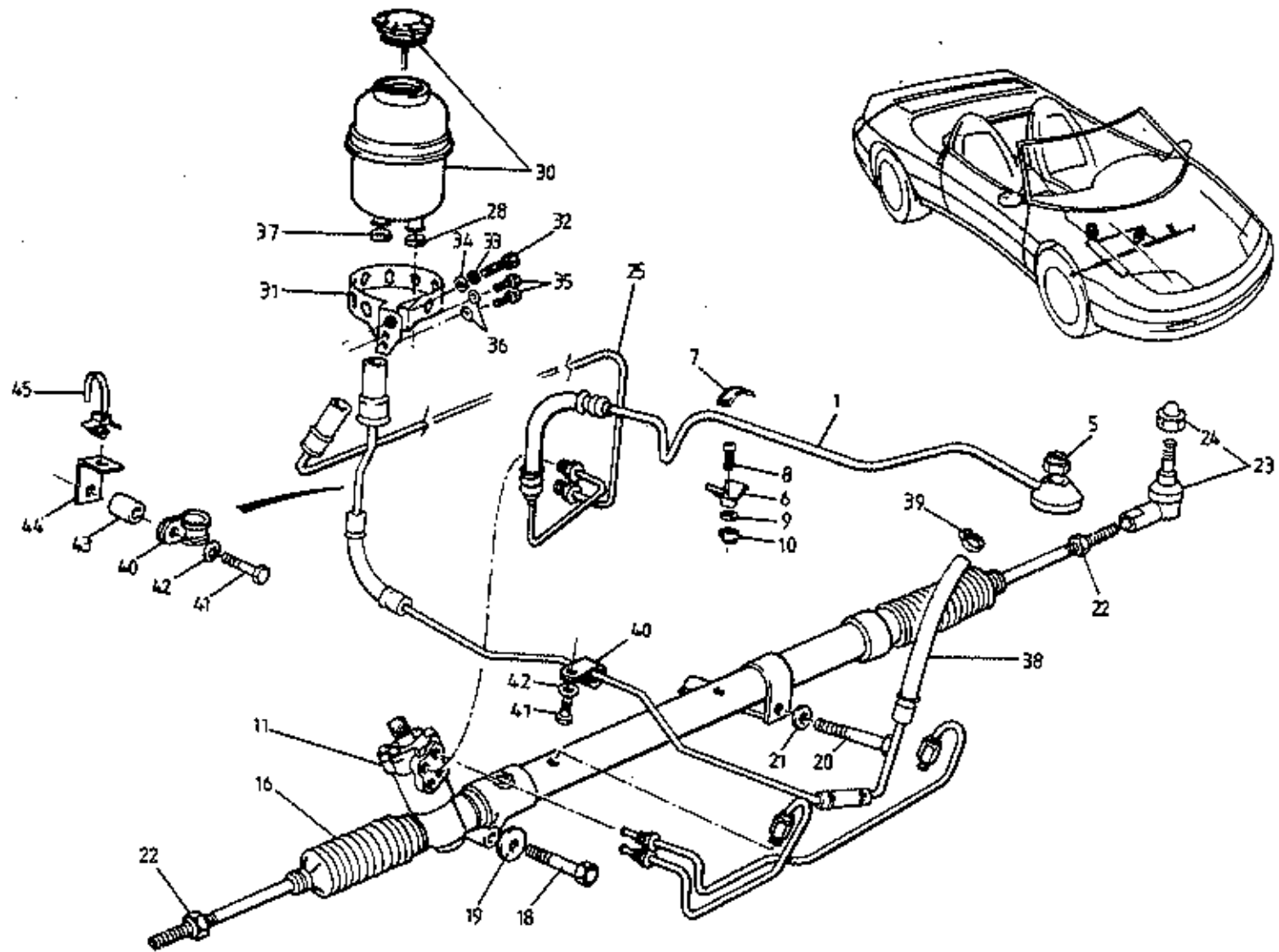
* VIN R 6001 (S2)



ELAN N.A.
3201A



FUNCTION CODE	CONTENTS: Manual Steering Rack & Lower Column		QUANTITY		REMARKS
	PART DESCRIPTION	PART NUMBER	N.A.		
32.01A					
					This page for cars equipped with unassisted (manual) steering (RHD Naturally Aspirated). For Power Assisted Steering, see 40.23A
1	Rack, steering, manual	D100H0002F	1		
2	Bellows Kit, steering rack, 52mm dia.	A100H6031S	2		Early cars
	" " " " 46mm dia.	B100M6031S	2		Late cars
3	Bolt, steering rack to chassis	B100H6016F	2		
4	Washer, " " " "	A075W4066F	2		
5	Locknut, M14	A100H6029S	2		
6	Outer Ball Joint Kit	A100H6024S	2		inc. *
7	Domed Nut, ball joint	A100H6025S*	2		
10	Lower U/J, steering rack to column	A100H0050F	1		
11	Pinch Bolt, lower U/J	C082H4044F	2		
12	Nut, pinch bolt	A907E6284F	2		
	Intermediate (Lower) Column	A100H6003F	1		
	Universal Joint & Intermediate Shaft Assembly	A100M0050F	1		
	Bolt, M10 x 32, steering column lower joint	C082H4044F	1		
	Washer, spring, " " " "	A079W4070F	1		
	Pinch Bolt, M8 x 40, universal joint	A075W2039D	2		
	Washer, flat, " "	A075W4020Z	2		
	Nut, Nyloc, M8, " "	A907E6284F	2		



ELAN
3203A

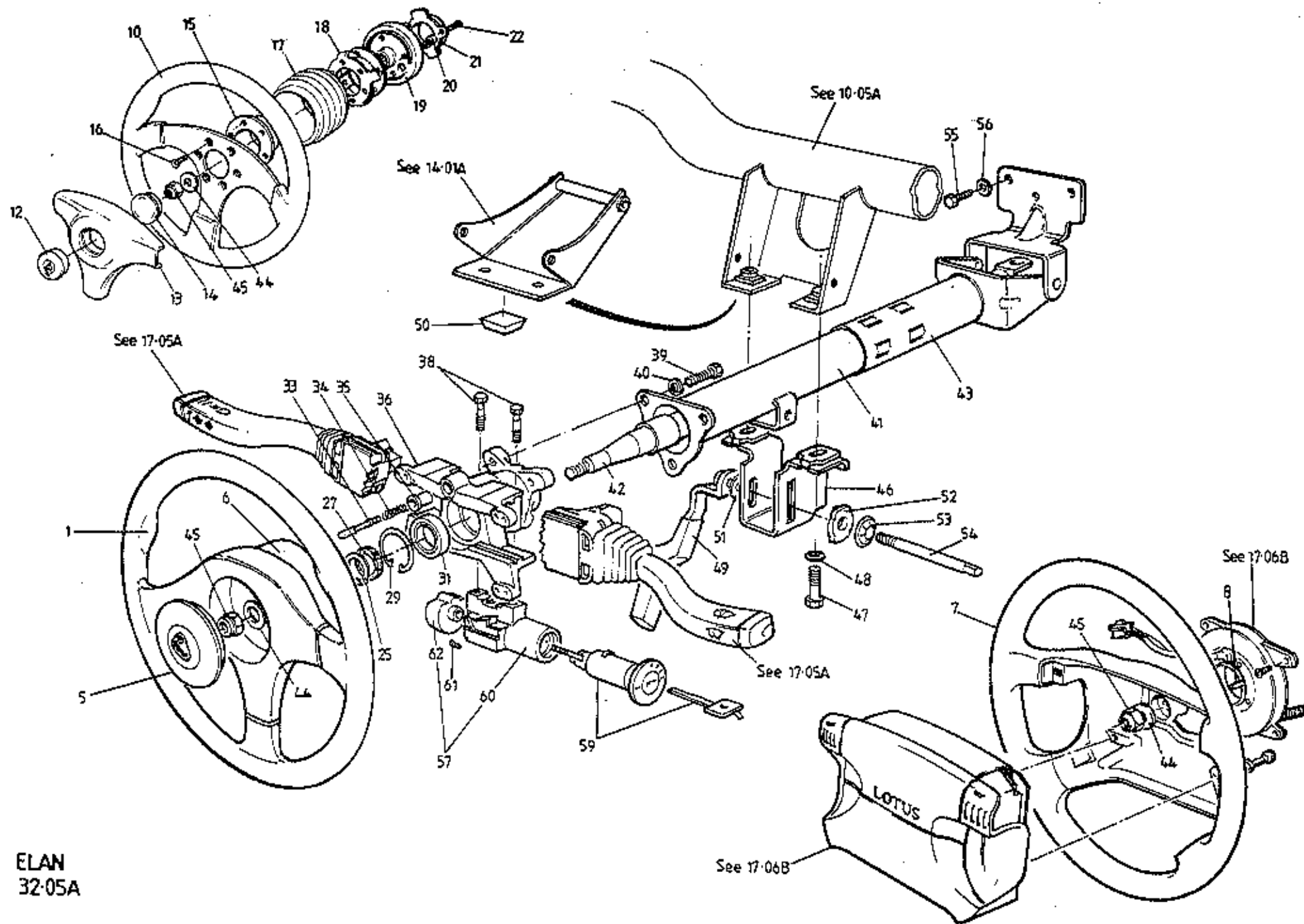


FUNCTION CODE	CONTENTS: Power Assisted Steering Rack & Lower Column		QUANTITY		REMARKS
			RHD	LHD	
32.03A	PART DESCRIPTION	PART NUMBER			
					This page for cars equipped with Power Assisted Steering. For manual steering see 40.21A
1	Hose, pump to rack (high pressure)	C100H0038F	1		
	" " " " " "	B100H0035F		1	Except S.I.R.
	" " " " " "	A100H0054F		1	S.I.R.
	'O' Ring, hose connection seal	A100H6060S	1	1	
5	Nut, M12, thin turret, pump banjo connection	A100W3111F	1		
6	Clip, cradle type, PAS hose to chassis	A100W6411F	1	1	use with A100W6412F
7	Clip, " " " "	A100W6412F	1	1	
8	Screw, M5 x 16, clip fixing	A082WS117F	1	1	
9	Washer, flat, " "	A075W4063Z	1	1	
10	Nut, Nyloc, M5, thin, clip fixing	A100W3113F	1	1	
11	Steering Rack, PAS	F100H0004F	1		
	" " " "	F100H0003F		1	Except S.I.R.)
	" " " "	E100H0042F		1	S.I.R.) Prior VIN *
	" " " "	G100H0004F	1		> From VIN *
	" " " "	G100H0003F		1	>
	Seal Kit, steering rack	A100H6023S	1	1	
	Seal, pinion housing	A100H6030S	1	1	* VIN R 6001 (S2)
16	Bellows Kit, steering rack, 52mm dia.	A100H6031S	1	1	Early cars
	" " " " 46mm "	B100H6031S	1	1	Late cars
18	Bolt, M12 x 90, steering rack to chassis	B100H6015F	1	1	
19	Washer, flat, " " " "	A075W4066F	1	1	use with B100H6015F
20	Bolt, M12 x 110, " " " "	B100H6016F	1	1	
21	Washer, M12 x 24, " " " "	A075W4066F	1	1	use with B100H6016F
22	Locknut, M14	A100H6029S	2	2	
23	Outer Ball Joint	A100H6024S	2	2	inc. A100H6025S
24	Domed Nut, ball joint	A100H6025S	2	2	
25	Hose, steering rack to reservoir	B100H0039F	1		
	" " " " " "	C100H0036F		1	
	'O' ring, hose connection seal	A100H6059S	1	1	
28	Hose Clip, hose to reservoir	A079K6018F	1	1	

SIR rack has longer pinion shaft.



FUNCTION CODE	CONTENTS: Power Assisted Steering Rack & Lower Column		QUANTITY		REMARKS
			RHD	LHD	
32.03A	PART DESCRIPTION	PART NUMBER			
					This page for cars equipped with Power Assisted Steering. For manual steering see 40.21A
30	Reservoir, P.A.S. fluid	A100E6137F	1	1	
31	Bracket, P.A.S. fluid reservoir	C100H0031F	1	1	
32	Setscrew, M6 x 20, bracket clamping	A075W1030Z	1	1	
33	Washer, s/p, M6, " "	A075W4035Z	1	1	
34	Washer, M6 x 12, " "	A075W4013Z	1	1	
35	Setscrew, M6 x 16, bracket fixing	A075W1028Z	2	2	
36	Washer, M6 x 12, " "	A075W4013Z	2	2	
37	Hose Clip, hose to reservoir	A079M6132F	1	1	
38	Hose, reservoir to pump (low pressure)	E100H0040F	1	1	
39	Hose Clip, hose to pump	A079K6016F	1	1	
40	Hose Clip 15/20mm, low pressure hose securing	A910E6490F	2	2	
41	Bolt, M8 x 50, pipe clip fixing	A075W2041Z	2	2	
42	Washer, M8 x 16, " " "	A075W4020Z	2	2	
43	Spacer, " " "	A100H0051F	1	1	
44	Bracket, P.A.S. pipe clip	A100H0052F	1	1	
45	Tie Wrap, P.A.S. pipe securing	A100W6423F	1	1	
	Clip-Dipstick Tube, P.A.S. pipe securing	A910E6592F		2	
	Cable Clip, " " "	A075Q6016F		1	
	Clip, Swivel, Double Ended, " "	A100W6500F		1	A/C pipe & battery cable to P.A.S. pipe
	Intermediate (Lower) Column	A100H6003F	1	1	
	Universal Joint & Intermediate Shaft Assembly	A100H0050F	1	1	
	Bolt, M10 x 32, steering column lower joint	C082H4044F	1	1	
	Washer, spring, " " " "	A079W4070F	1	1	
	Pinch Bolt, M8 x 40, universal joint	A075W2039D	2	2	
	Washer, flat, U/J pinch bolt	A075W4020Z	2	2	
	Nut, Nyloc, M8, " " "	A907E6284F	2	2	



ELAN
32-05A



FUNCTION CODE	CONTENTS: Upper Steering Column & Wheel, Ignition Switch		QUANTITY		REMARKS
	PART DESCRIPTION	PART NUMBER	NON S.I.R.	S.T.R.	
32.05A					
1	Steering Wheel Assembly, (plastic)	A100H0047F	1		
★	" " " (leather, Lotus Design)	A100H0048F	1		N.A.) Inc. # items
5	Horn Push & Cap Assembly, Lotus Design wheel	A100H0049H#	1		Turbo)
6	Hub, " " "	A100H0046H#	1		
7	Steering Wheel, (leather, SIR Type)	C082H4033F		1	
8	Bush, self cancelling, direction indicators	B082H4848F		1	For S.I.R. inflator module see 17.06B
	Rivet, indicator self cancelling bush	A089W6265F		1	
10	Steering Wheel Assembly ('Nardi')	A100H6058F	1		Inc. items marked * if fitted
	Steering Wheel ('Nardi')	A082H6048H*	1]
12	Horn Button (with Lotus Badge)	A082H6050H*	1		
13	Crash Pad, steering wheel centre	A082H6049H*	1		
14	Horn Push	A082H6051H*	1		
15	Boss, wheel spider to column Ring, horn push loc.	A082H6055H*	1		Alloy
16	Screw, steering wheel to spider	A079H6012H*	6		
17	Rubber Cover, steering wheel spider	A082H6053H*	1		
18	Spider, steering wheel to boss	A082H6054H*	1		Steel
19	Horn Ring Boss, wheel to spline shaft	A082H6056H*	1		
20	Screw, horn ring to spider	A082H6058H*	4		NOT - IS SPYDER
21	Ring, horn push location	A082H6052H*	1		
22	Screw, horn ring to boss	A082H6057H*	2		
25	Circlip, cushion retaining	A100H6009F	1		
	" " "	A082H6036F	1		
27	Cushion, rubber	A100H6008F	1		
	" " "	A082H6035F	1		
29	Circlip, bearing retention	A100W6381F	1		
	" " "	A082W6380F	1		
31	Bearing, steering column upper support	A100H6007F	1		
	" " " " "	A082H6037F	1		
33	Horn Pin	A100H6013F	1		
34	Spring, horn pin	A100H6050F	1		
35	Horn Pin Bush	C100H0029F	1		
36	Carrier, steering column bearing	E100H0024G	1		
	" " " "	D082H4035F		1	
38	Shear Bolt, lock housing to bearing carrier	C082H4045F	2	2	
39	Setscrew, M6 x 18, bearing carrier to column	A075W1029Z	3	3	
★	Steering Wheel 'Special' (ie Not Black) Leather Trimmed	A100V0896S		1	

AINWS214F
See Expfit 93+


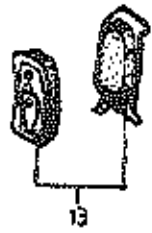
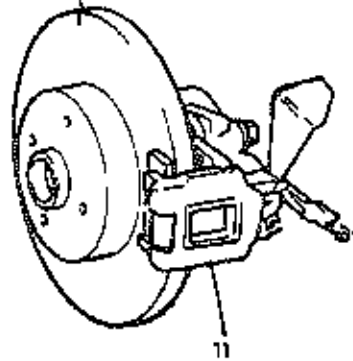
~~A082H6036F~~ 1/6 x 12 cap SXT



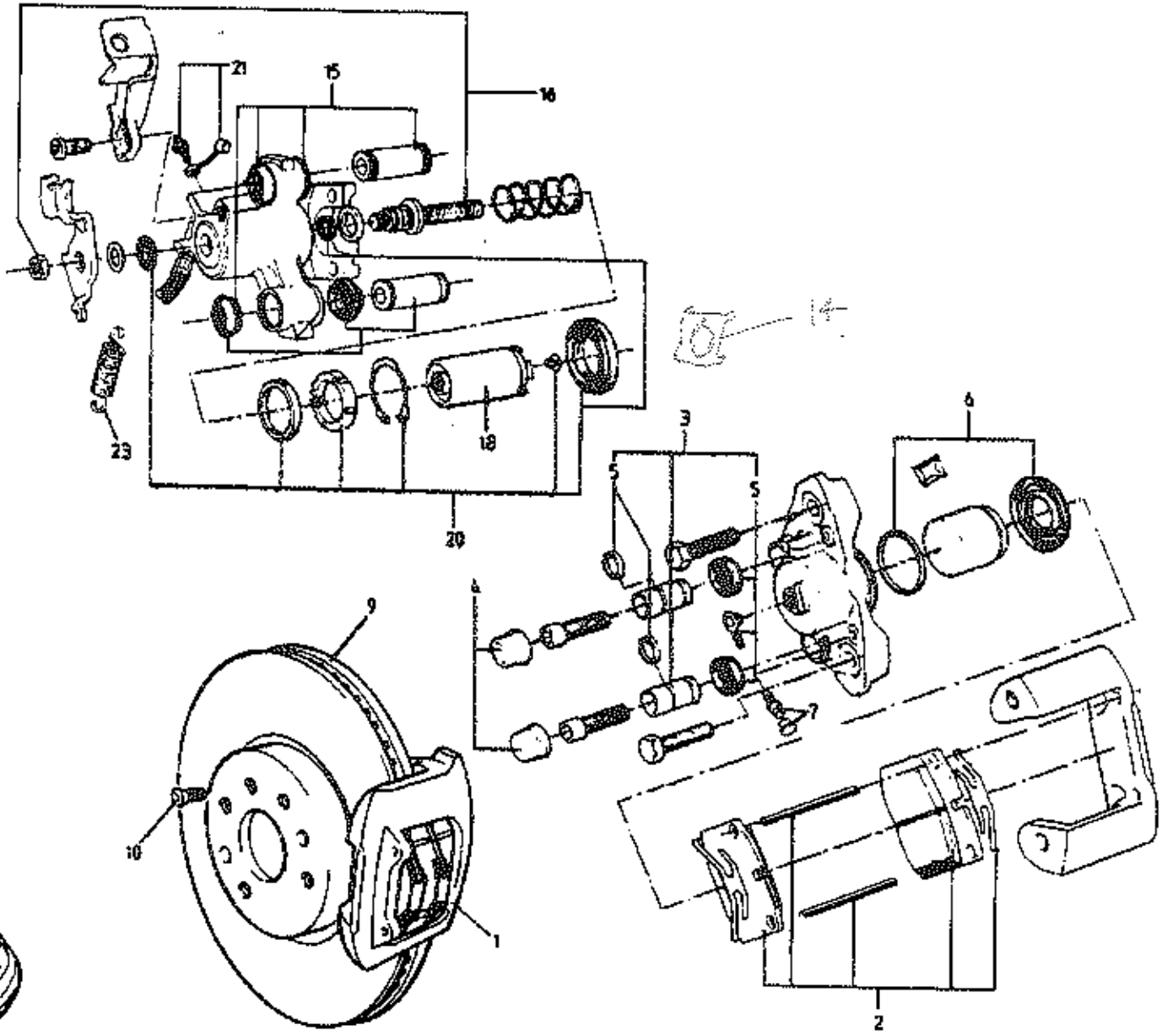
FUNCTION CODE	CONTENTS: Upper Steering Column & Wheel, Ignition Switch	QUANTITY		REMARKS	
		NON S.I.R.	S.I.R.		
32.05A	PART DESCRIPTION	PART NUMBER			
40	Washer, spring, M6, bearing carrier to column	A075W4035Z	3	3	
41	Steering Column Assembly, upper	A100H6003F	1		Tilt adjustable
	" " " "	A100H6049S		1	Non-adjustable
42	Inner Shaft, steering column	A100H6037S	1	1	
	" " " "	A100H6038S		1	
43	Outer Column	A100H6039S	1		
	" " " "	A100H6040S		1	
44	Washer, flat, steering wheel to column	A075W4008Z	1	1	
45	Nut, M12, Nylor, " " " "	A082H4036F	1	1	
46	Clamp Bracket, adjustable steering column	A100H6042S	1		
47	Bolt, M8 x 30, bracket to cross beam	A075W2037Z	2	2	
48	Washer, M8 x 25, " " " "	A075W4021Z	2	2	
49	Lever Assembly, column adjust	A100H6043S	1		
50	Rubber Stop, column adjust lever	A100A6013F	1		
51	Washer, column adjust lever	A100H6047S	1		
52	Stopper, " " " "	A100H6045S	1		
53	Push Nut, " " " "	A100H6046S	1		
54	Stud, " " " "	A100H6044S	1		
55	Setscrew, M6 x 16, column to body	A075W1028Z	2	2	
56	Washer, M6 x 15, " " " "	A075W4015Z	2	2	
57	Steering Lock & Ignition Switch Assembly, RHD	A100H6022F	1		Prior VIN *
	" " " " " " " "	B100H6022H	1		From VIN * * VIN R 6001 (S2)
	" " " " " " LHD	A100H6051F	1		Prior VIN *
	" " " " " " "	B100H6051H	1		From VIN *
	" " " " " " "	A082H4046F		1	
59	Barrel & Keys, steering column lock	A082H6039H	1	1	For full lock set see 10.17A
60	Housing, " " " "	A082H6038H	1	1	
61	Grub Screw, ignition switch fixing	A082H6041H	1	1	
62	Ignition Switch, RHD	A100M6178S	1		
	" " LHD	A100M6179S	1	1	

For brake disc
see 34.01A

31.03 A



ELAN
3301A



NUMBER REGISTER

PARAMETER

SHEET NUMBER

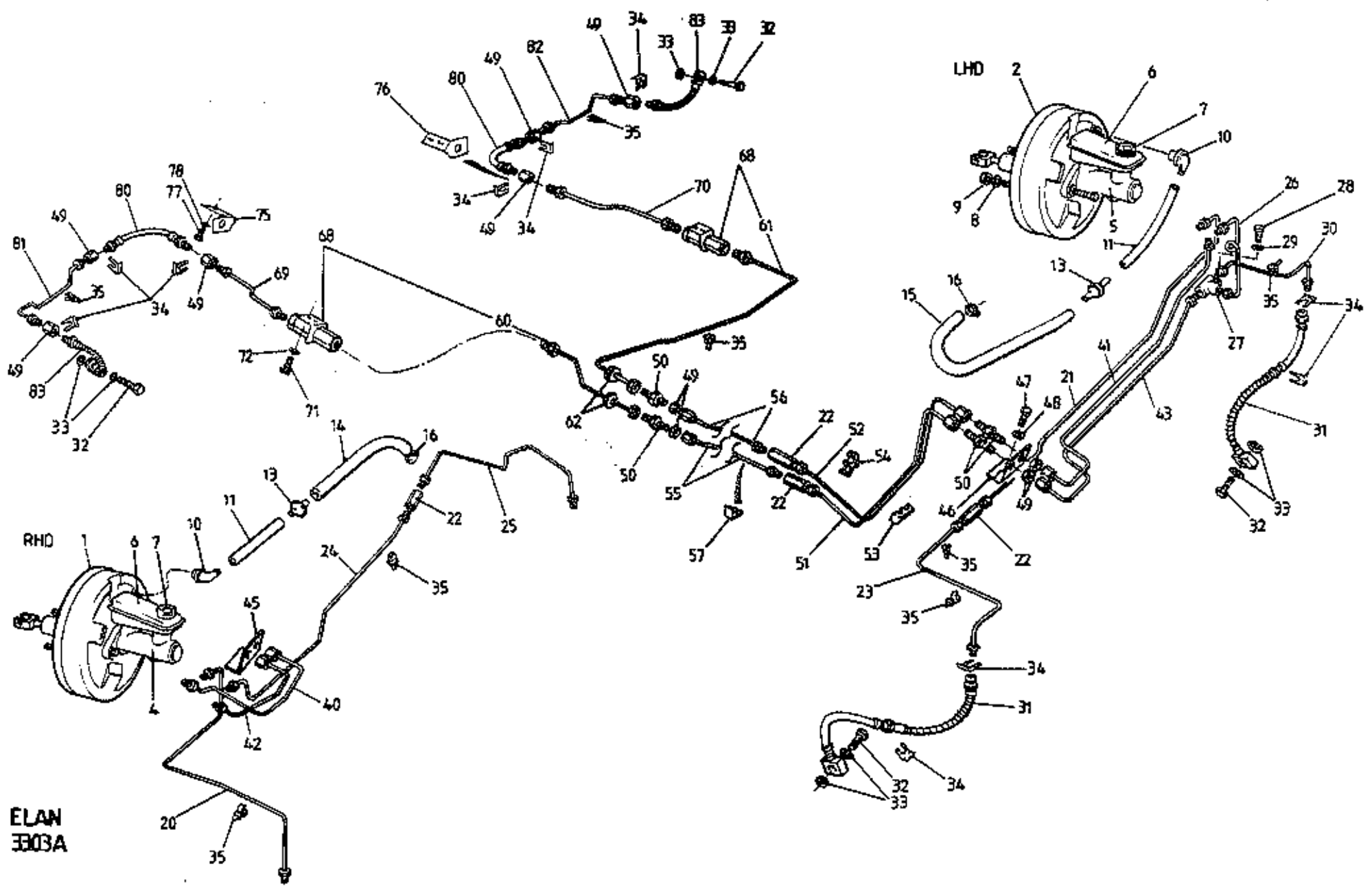
TUS PART NUMBER	SUPPLIERS PART NUMBER	DESCRIPTION	SUPPLIER	DRG. STYLE	PCR NUMBER	INITIALS AND DATE
A100J6064	3 487 882	RR RIGHT CALIPER ASSY - NO PADS	DELCO MORRINE			JSA 17589
A100J6065	3 487 878	SPRING - PARK BRAKE LEVER RETURN	" "			" - " -
A100J6066	3 487 731	RR CALIPER SLIDING SLEEVE KIT	" "			" - " -
A100J6067	3 487 883	RR CALIPER LEFT, ACTUATOR SCREW + JAM NUT	" "			" - " -
A100J6068	3 487 884	RR CALIPER RIGHT, ACTUATOR SCREW + JAM NUT	" "			" - " -
A100J6069	3 487 734	RR CALIPER LEFT, PISTON	" "			" - " -
A100J6070	3 487 735	RR CALIPER RIGHT, PISTON	" "			" - " -
A100J6071	3 487 885	PAD RETAINER - RR CALIPER	" "			" - " -
A100J6072	3 487 886	RR CALIPER SEAL KIT	" "			" - " -
A100J6073	D442 V2 MID	MICROSWITCH - ASSY	CHERRY D442V2MID			1916/89 D. CLARK
A100J6074		FR BKE PAD [FERODO 3432] SERVICE ONLY	FERODO			10-11-89 JSA
A100J6075		PRESSURE LIMITING VALVE	TEVES			22-11-89 MB
A100J6076	BBS 3.	BLEED NIPPLE M10x1 w/ DUST CAP.	FINE LINE			AEF 15.1.90
A100J6077	3442-291	CAP - OIL PUMP RESERVOIR	DELCO			AG000 26/1/90
A100J6078		PRESSURE LIMITING VALVES	3-6041-0200-3 TEVES			" 7/3
A100J6079		PLUG M12x1	3-8517-0300-1 TE			" 7/3



FUNCTION CODE	CONTENTS: Brake Calipers & Discs		QUANTITY		REMARKS
	PART DESCRIPTION	PART NUMBER	ALL		
33.01A					
1	Brake Caliper Assembly, front, LH	B100J6001F	1)inc. brake pads)
2	" " " " RH	B100J6002F	1		
3	Brake Pad Set, front (inc. springs & pins)	A100J6050S	1		
4	Sliding Pin & Seal Set (1 per caliper)	A100J6051S	2		
5	Cap, sliding sleeve	A100J6053S	4		
6	Sleeve Seal Kit, front caliper	A100J6061S	1		
7	Piston " " " "	A100J6062S	1		
8	Bleed Screw & Cap, front caliper	A100J6052S	2		
9	Bolt, front caliper fixing	A100J6022F	4		
10	Brake Disc, front	A100J6003F	2		
11	Socket Screw, M6 x 18, disc to hub	A079W7033F	2		
12	Brake Caliper Assembly, rear, RH LH	A100J6007F	1	Needs cable.)inc. brake pads now: A10056111) A10056112S
13	" " " " LH RH	A100J6008F	1		
14	Brake Pad Set, rear calipers	A100J6057S	1		
15	Pad Retainer	A100J6071S	1		
16	Caliper Sleeve Kit	A100J6066S	X2		in with handbrake cable.
17	Actuator Screw & Nut RH LH	A100J6067S	1		
18	" " " " RH LH	A100J6068S	1		
19	Caliper Piston RH LH	A100J6069S	1		
20	" " " " LH RH	A100J6070S	1		
21	Seal Kit-Rear Caliper	A100J6072S	X2		
22	Bleed Screw & Cap, rear caliper	A100J6052S	2		
23	Bolt, rear caliper fixing	A100J6023F	4		
24	Spring, handbrake lever return	A100J6065S	1		→ Now A10056113S

of LH Caliper requires handbrake cable.

20 -
13
103/002



ELAN
3E03A

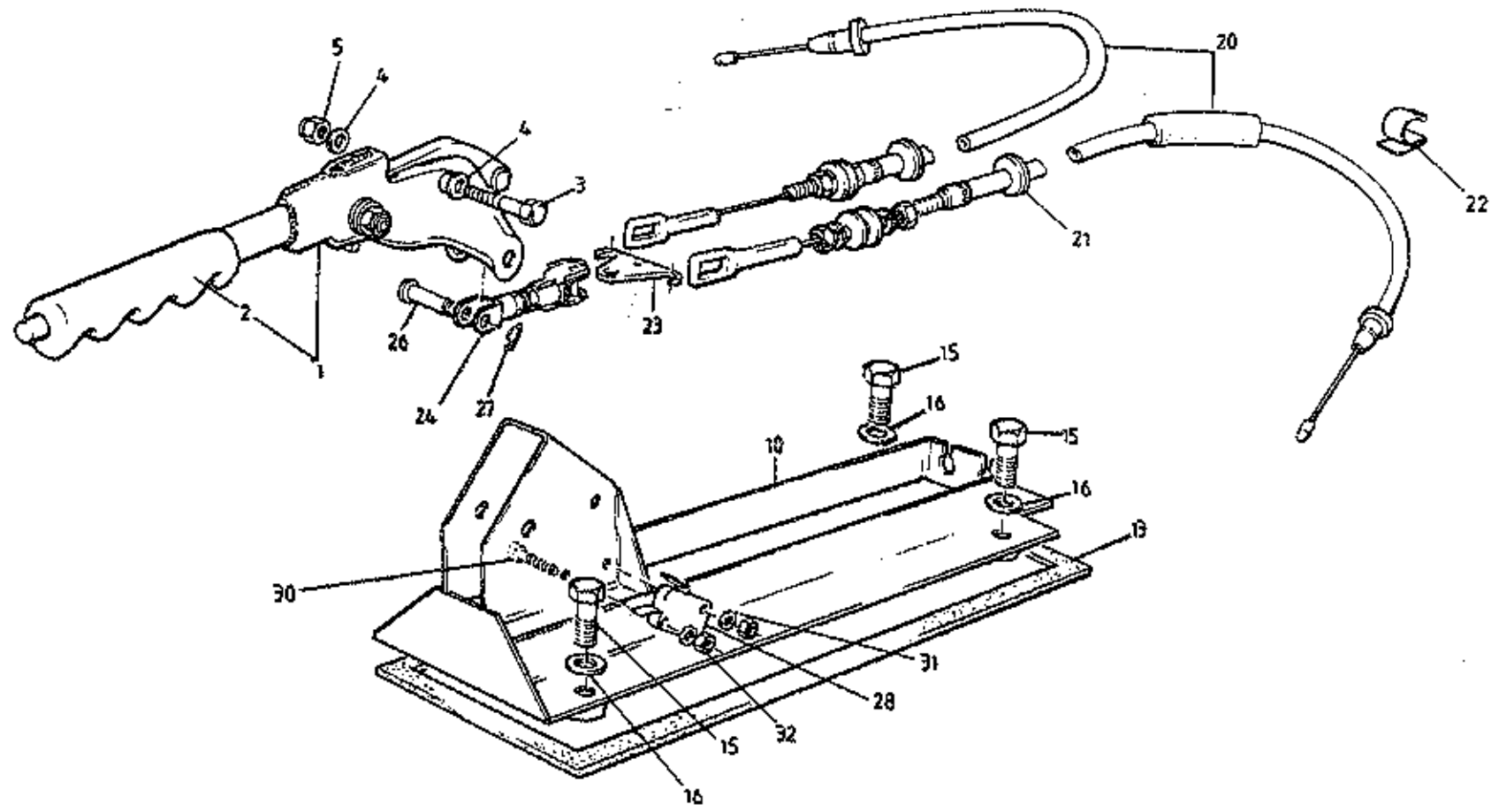


FUNCTION CODE	CONTENTS: Hydraulic System, Pipes & Hoses	QUANTITY		REMARKS	
		RHD	LHD		
33.03A	PART DESCRIPTION	PART NUMBER	RHD	LHD	
1	Brake Servo/Master Cylinder Assembly	C100J6016F	1		
2	" " " " " "	C100J6019F		1	
	Servo Assembly	A100J6047S	1	1	
	Form Seal, servo to body	A100B6135V	A/R	A/R	
4	Master Cylinder	A100J6048S	1		
5	" "	A100J6082S		1	
6	Reservoir, master cylinder	E100J0009F	1	1	
7	Cap, fluid reservoir	A100J6077F	1	1	
8	Washer, M8 x 16, servo assembly to bulkhead	A075W4020Z	2	2	
9	Nut, Nyloc, M8, " " " "	A075W3010Z	2	2	
10	Connector & Grommet Kit, servo	A100J6054S	1	1	
11	Hose, servo to one-way valve	A100J0112K	1	1	166mm
13	Valve, one-way	A100J6017F	1	1	
14	Hose, one-way valve to engine	A100J0030K	1		395mm
15	" " " " " "	A100J0029K		1	
16	Hose Clip, vacuum hose	A079M6132F	1	1	
20	Pipe, master cylinder to RHF flexi-pipe	D100J0090F	1		
21	" " " " 2-way union	B100J0086F		1	
22	Union, 2-way, brake pipe interconnect	A079J6020F	3	3	
23	Pipe, union to RHF flexi-pipe	B100J0094F	1		
24	" master cylinder to 2-way union	A100J0089F	1		
25	" union to LHF flexi-pipe	C100J0095F	1		
26	" " " " 'T'-Piece	B100J0085F		1	
27	'T'-Piece, brake pipe interconnect	B075J6019F		1	
28	Setscrew, M6 x 12, 'T'-piece to chassis	A075W1027Z		1	
29	Washer, flat, M6 x 12, " " "	A075W4013Z		1	
30	Pipe, 'T'-piece to LHF flexi-pipe	B100J0077F		1	
31	Flexi-Hose, front brakes	A100J0025F	2	2	
32	Bolt, Banjo, flexi-hose to brake caliper	A100J6037F	4	4	
33	Sealing Washer, banjo bolt	A100J6038F	8	8	
34	Retaining Clip, flexi-hose	A100J6039F	10	10	
35	Clip, plastic, brake pipes to chassis	A075J6027Z			
40	Pipe, master cylinder to LHR brake circuit	B100J0091F	1		
41	" " " " " " "	C100J0087F		1	
42	" " " " RHR " "	B100J0092F	1		



FUNCTION CODE	CONTENTS: Hydraulic System, Pipes & Hoses	QUANTITY		REMARKS	
		RHD	LHD		
33.03A	PART DESCRIPTION	PART NUMBER	RHD	LHD	
43	Pipe, 'T'-piece to RHR brake circuit	C100J0088F		1	
45	Bracket, brake pipe support	A100J0044F	1		
46	" " " " " "	A100J0115F		1	
47	Setscrew, M6 x 12, bracket to chassis	A075W1027Z	2	2	
48	Washer, M6 x 12, " " " "	A075W4013Z	2	2	
49	Lock Nut, M10, brake pipe connections	A075J6017Z	10	10	
50	Connector, rear brake circuit pipes/support brkt.	A089J6013F	4	4	
51	Pipe, bulkhead to RHR brake circuit	B100J0078F	1	1	
52	" " " " LHR " " "	B100J0079F	1	1	
53	Clip, pipe support, bulkhead	A100J6083F	2	2	
54	" " " " chassis	A100J6044F	8	8	
55	Pipe, union to RHR brake circuit	A100J0080F	1	1	
56	" " " " LHR " " "	A100J0081F	1	1	
57	Grommet, brake pipes thro' chassis	A100J6044F	2	2	
60	Pipe, connector to RHR press. proportioning valve	B100J0082F*	1	1	
61	" " " " LHR " " "	B100J0083F*	1	1	
62	Grommet, brake pipes thro' body	A100J6046F	2	2	
	Pressure Limiting Valve (PLV)	A100J6078F	2	2	
	Setscrew, M8 x 12, PLV to chassis	A075W1035Z	4	4	
	Washer, M8 x 16, PLV to chassis	A075W4020Z	4	4) If fitted R/B A100J6049S
	Pipe, PLV to Brake Proportioning Valve, RH	C100J0110F	1	1)
	" " " " " " LH	A100J0111F	1	1)
	Brake Proportioning Valve Kit (3/15)		2	2)
68	" " " " (2/15)	A100J6049S	1	1	Inc. 2 valves & * pipes See Service Notes JE
	Proportioning Valve, rear brakes	D100J6025F	2	2	
69	Pipe, BPV to RHR flexi-pipe	B100J0084F	1	1	
70	" " " " LMR " " "	C100J0084F	1	1	
71	Setscrew, M6 x 12, BPV to chassis	A075W1027Z	4	4	
72	Washer, M6 x 12, " " " "	A075W4013Z	4	4	
75	Bracket, brake hose securing, RH	A100J0098F	1	1	
76	" " " " " " LH	A100J0099F	1	1	
77	Setscrew, M6 x 12, bracket fixing	A075W1027Z	4	4	
78	Washer, M6 x 15, " " " "	A075W4015Z	4	4	
80	Flexi-Hose, rear brakes, chassis to wishbone	A100J0027F	2	2	
81	Pipe, rear link, RH	B100J0097F	1	1	
82	" " " " LH	B100J0096F	1	1	
83	Flexi-Hose, rear brakes, wishbone to caliper	C100J0026F	2	2	

R/B A075W4013Z (1 valve only)
 Brake valve, Elan
 Central have Refurb.
 instruction, but not
 recommended.
 GM tested valve
 from Naval Cashier

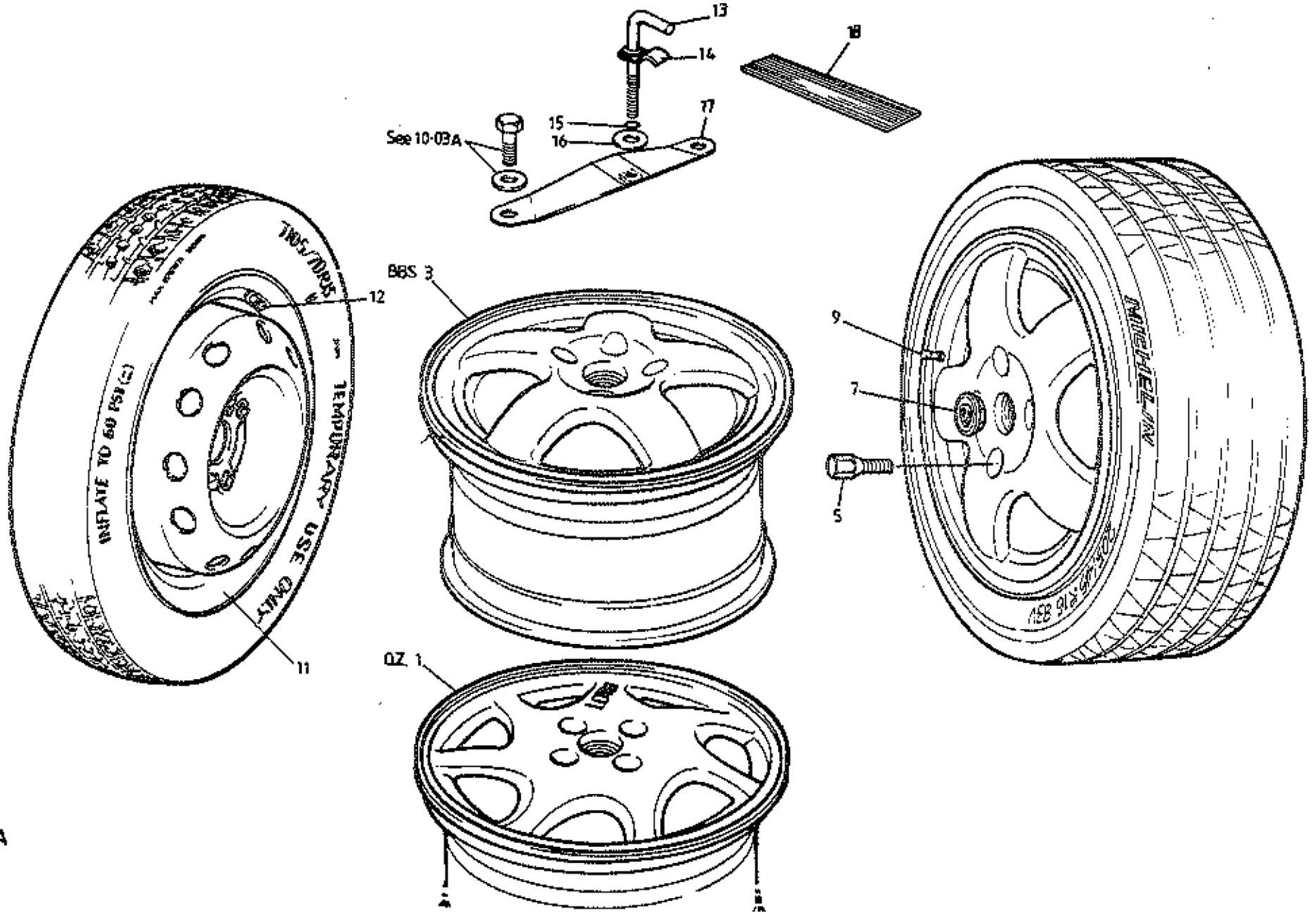


ELAN
3305A



FUNCTION CODE	CONTENTS: Parking Brake Mechanism		QUANTITY		REMARKS
	PART DESCRIPTION	PART NUMBER	PRIOR VIN *	FROM VIN *	
33.05A					
1	Handbrake Lever Assembly	A100J0020F	1		R/B Kit A100T0188J See Service Bulletin 1993/14 'Fold Down' type
	Parking Brake Lever Kit	A100J0188J	1		
	Handbrake Lever Assembly	C100J0190F		1	
2	Grip, handbrake Lever	A079J6050F	1	1	
3	Bolt, M8 x 45, lever pivot	A075W2040Z	1	1	
4	Washer, flat, M8 x 17, lever pivot	A079W4020Z	2	2	
5	Nut, Nyloc, M8, lever pivot	A075W3010Z	1	1	
10	Handbrake Mounting Bracket	C100J0019F	1		
	" " " " RHD	A100J0194F		1	
	" " " " LHD	A100J0193F		1	
13	Seal, handbrake mounting bracket to chassis	A100B0227F	1		Now A100J 61145
	" " " " " " "	A100B2495K		1	
15	Bolt M8 x 35, mounting bracket to chassis	A075W2038D	4		
	Bolt, M6 x 30, " " " "	A075W2028Z		3	
16	Washer, M8 x 20, " " " "	A079W4019Z	4		
	Washer, M6 x 12, " " " "	A075W4013Z		3	
	Bolt, M6 x 90, handbrake downstop	A100W2124F		1	
	Bracket, " " " "	A100J0195F		1	
20	Handbrake Cable Assembly	D100J0022F	2	2	
21	Grommet, cables through body	A100J6018F	2	2	
22	Clip, cable securing	A100J0068F	1		
	Tie Wrap, cable to suspension top link	A082W6286F	2	2	
23	Compensator, handbrake	B100J0015F	1	1	
24	Clevis Assembly, handbrake cables	B100J0021F	1		
	" " " " " "	C100J0021F		1	
26	Pin, clevis	A100J0072F	1	1	
27	'R' Clip, clevis pin	A075W6175F	1	1	
28	Microswitch, park brake tell tale lamp	A100J6073F	1		R/B C075M6084F when stocks exhausted
	" " " " " "	C075M6084F		1	
30	Screw, M3 x 20, microswitch fixing	A082W5163F	2	2	
31	Washer, M3 x 7, " " " "	A100W4125F	2	2	
32	Nyloc, Nut, M3, " " " "	A079W3060F	2	2	

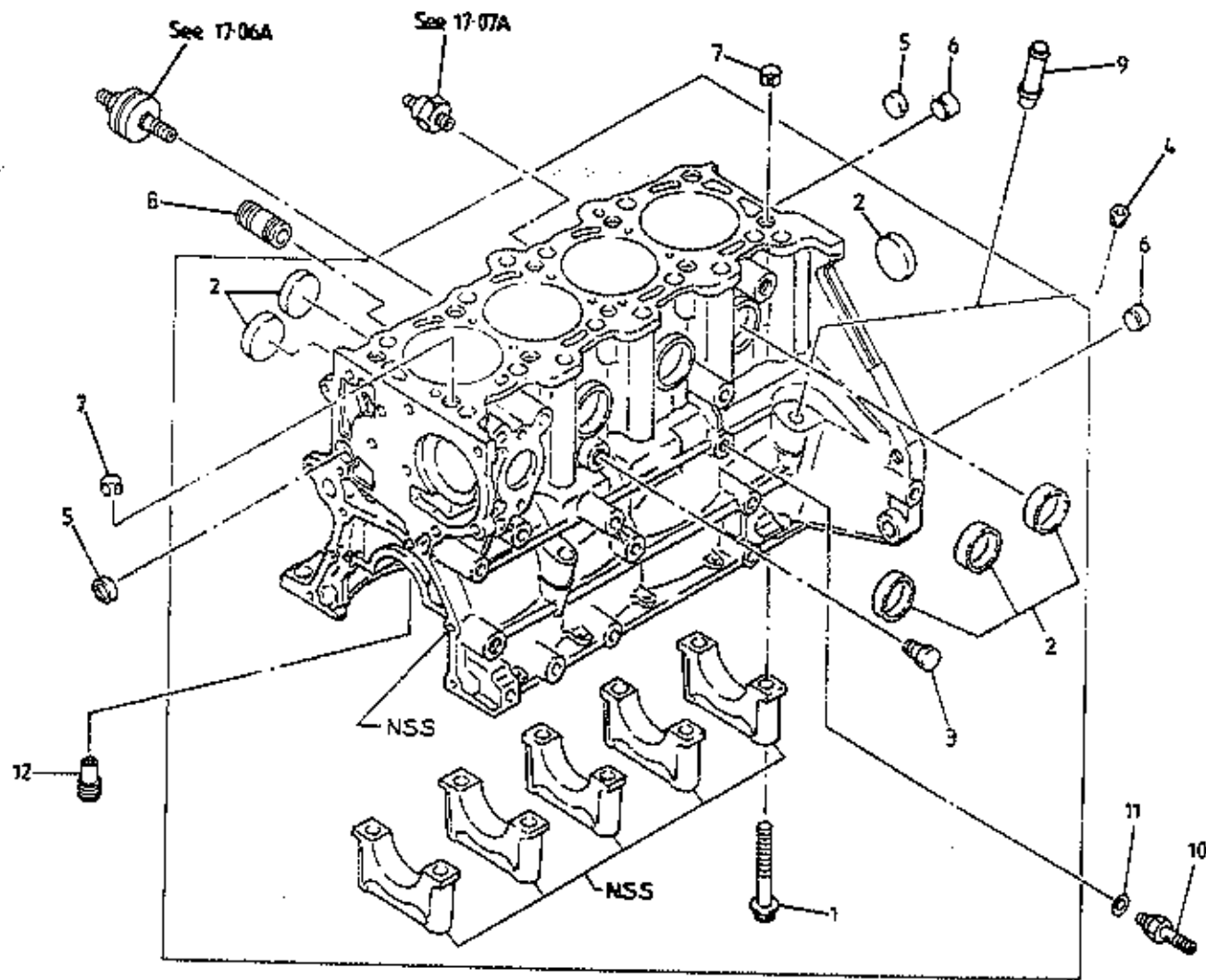
* VIN R 6001 (S2)



ELAN
 34.01A



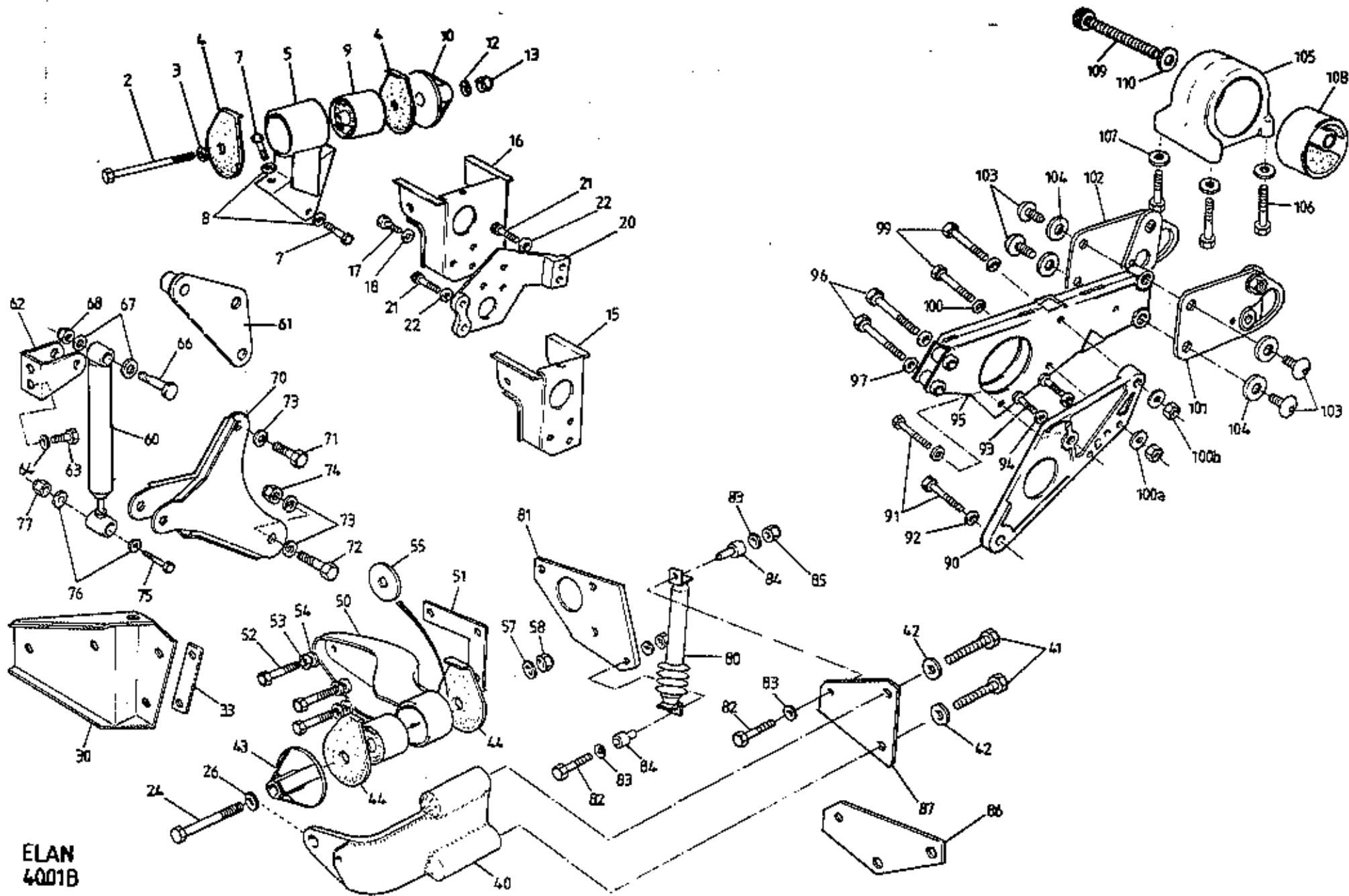
FUNCTION CODE	CONTENTS: Wheels & Tyres, Spare Wheel Retention		QUANTITY		REMARKS
			PRIOR VIN*	FROM VIN *	
34.01A	PART DESCRIPTION	PART NUMBER			
1	Road Wheel, 6.5J x 15, O.Z.	E100G6001F	4		Except USA N.A. Turbo USA 1
	Tyre, 205/50 VR15, Michelin MXV-2	#	4		
	" 205/50 ZR15, " MOX-2	#	4		
	Road Wheel, 7J x 16, O.Z.	B100G6012F	4		
	Tyre, 205/45 ZR16, Goodyear G5-D	#	4		
3	Road Wheel, 7J x 16, BBS	A100G6026L		4	
	" " & Tyre Assembly, BBS	B100G6028J		4	
	Tyre, 205/45 R16, Michelin XGTV Pilot SX	#		4	
	Wheel Bolt	A100G6005F	16		
5	" "	A100G6030F		16	
*	Wheel Centre, embellisher, silver (Plain)	A082G6046F	4		(A082G6071F) Logo
7	" " " (Lotus Badge)	A100G6029F		4	
	Valve, tyre (road wheel)	A100G6016H	4		R/B A100G6032H
9	" " " "	A100G6031H		4	
	" " " "	A100G6032H		4	
11	Spare Wheel & Tyre Assembly	A100G6013F	1	1	
12	Tyre Valve (spare wheel)	A100G6017H	1	1	
13	Spare Wheel Clamp	B100U0050F	1	1	
14	Clamp Plate, tubular brace	C100U0052F	1	1	
15	'O' Ring, clamp plate anti-rattle	A907E6202Z	1	1	
16	Washer flat, M8 x 25, spare wheel clamp	A075W4021Z	1	1	
17	Bracket, spare wheel mounting	A100U0051F	1	1	
18	Protection Strip, spare wheel	A100U0334K	2	2	
	Road Wheel, Yellow Centre	A100G6110S		4	
11a	spare wheel (wheel only)	A100G6002F	1		* VIN R 6001 (52)
*	Green & Yellow Logo can be fitted	A082G6071F			# Refer to tyre stockists



ELAN
40-01A



FUNCTION CODE	CONTENTS: Engine Assemblies & Cylinder Block Misc. Parts		QUANTITY		REMARKS
			TURBO	N.A.	
40.01A	PART DESCRIPTION	PART NUMBER			
	Engine Assembly, complete	A100E6012F	1-		Non-catalyst) Does NOT include Catalyst) PAS or ACU pumps.)
	" " "	A100E6014F	1-		
	" " "	A100E6007F		1	
	Partial Engine Assembly (short block)	A100E6180S*	1-		
	" " " " "	A100E6179S*		1-	
	" " " " " recon.	A100E6180R#	1-		
	Reconditioned Engine Assembly	A100E6014R	1		
	" " "	A100E6007R		1	
1	Bolt, main bearing cap to block	A100E6311S	10	10	
2	Core Plug, 35mm dia.	A100E6312S	6	6	
3	Plug, coolant drain	A100E6314S	1	1	
4	Taper Plug, oil gallery	A100E6315S	1	1	
5	Cort Plug, " "	A100E6316S	2	2	
6	Dowel, clutch housing to block	A100E6317S	2	2	
7	Dowel, head to block	A100E6318S	2	2	
8	Threaded Union, oil filter adaptor	A100E6037F	1	1	
9	Spigot Pipe, turbo oil return	A100E6320S	1	1	
10	Sanjo Stud, turbo oil feed	A100E6321S	1	1	
11	Seal, " " " " joint	A100E6322S	1	1	
12	Oil Jet, piston cooling	A100E6323S	4		
					* inc: Cylinder block, bearing caps, all core plugs, all blanking plugs, rear main oil seal & carrier, crankshaft & bearings, con rods & bearings, pistons, rings & pins.
					# inc. as above plus: Knock sensor, oil pressure switch, dip stick tube, sump (not sealed), front cover/ oil pump assembly.



ELAN
4001B



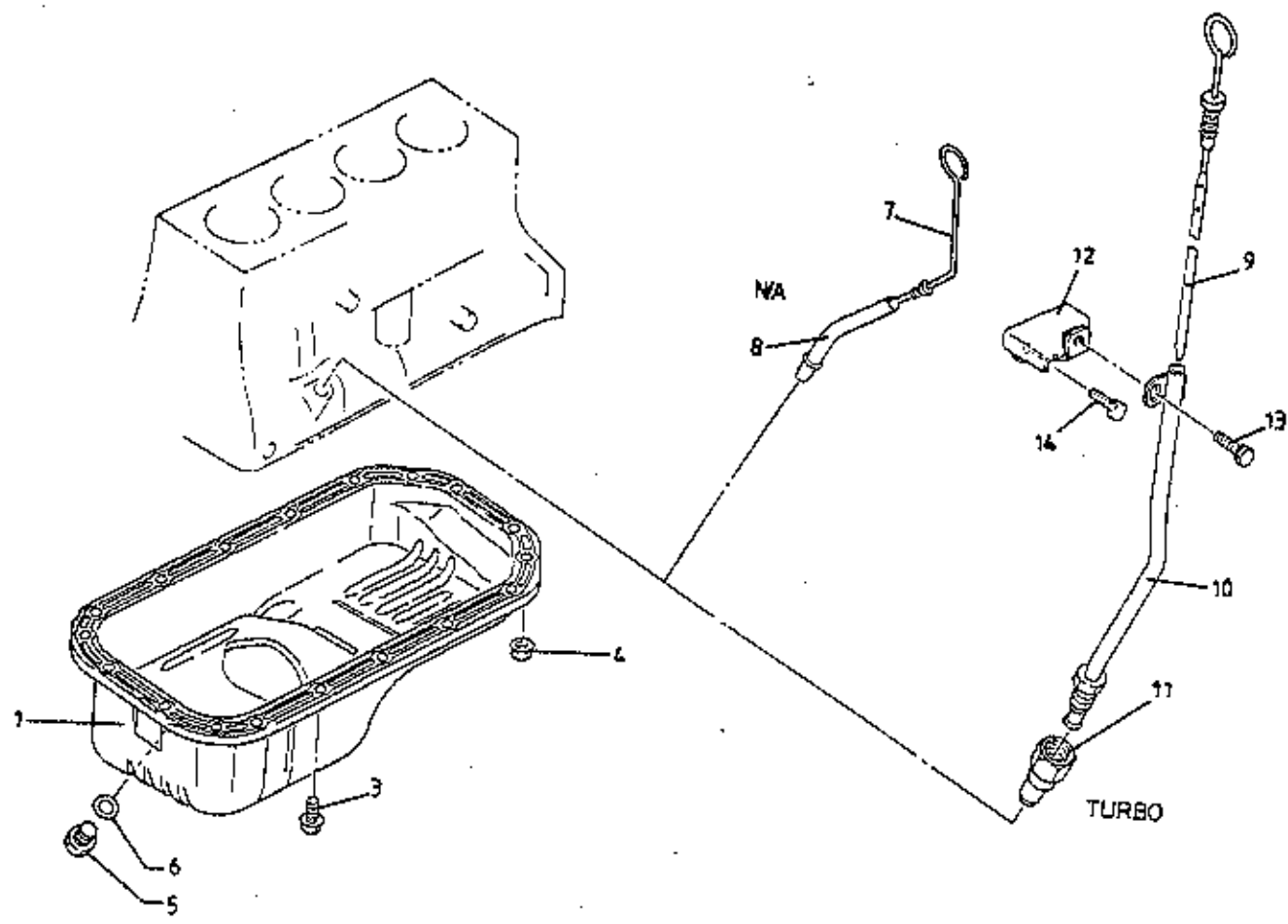
FUNCTION CODE	CONTENTS: Engine Mountings		QUANTITY		REMARKS
	PART DESCRIPTION	PART NUMBER	NON S.I.R.	S.I.R.	
40.01B					
2	Bolt, M10 x 90, RH engine mount bush	A075W2060F	1		
3	Bolt, M10 x 115, " " " "	A100W2117F		1	
3	Washer, flat, M10 x 20, RH engine mount	A075W4024Z	2	2	
4	Stopper Rubber, " " "	B100E6165F	2	2	
5	Bracket, engine mounting, RH	B100A0370F	1		
5	" " " RH	A100A0819F		1	
7	Screw, M10 x 20, precote, RH bracket to longeron	A100A6034F	3	3	
8	Washer, flat, M10 x 20, " " " "	A075W4024Z	3	3	
9	Bush, RH engine mount	B100E6115F	1	1	
10	Collapsible Spacer, " " "	C100A0812F		1	
12	Washer, flat, M10 x 20, " " "	A075W4024Z	1		
13	Washer, flat, M10 x 24, " " "	A075W4023F		1	
15	Nut, Nyloc, M10, " " "	A075W3011Z	1	1	
16	Hanger Bracket " " "	B100E0007F	1		
17	" " " " "	C100E0072F		1	
17	Setscrew, M10 x 20, hanger bracket/beam	A075W1046Z	3	3	
18	Washer, M10 x 20, " " "	A075W4024Z	3	3	
20	Bracket, engine steady (cast), RH mount	C100E0006F	1	1	
21	Socket Screw, M10 x 30, beam to block	A075W7030F	4	4	
22	Washer, M10 x 20, " " "	A075W4024Z	4	4	
24	Bolt, M10 x 90, LH engine mount bush	A075W2060F	1		
24	" M10 x 130, " " " "	A075W2065F		1	
26	Washer, M10 x 20, " " " "	A075W4024Z	2		
26	Washer, M10 x 24, " " " "	A075W4023F		2	
30	Chassis Bracket, engine mounting, LH	E100A0372F	1		
30	Setscrew, M8 x 25, LH chassis bracket/longeron	A075W1039Z	4		
33	Washer, flat, M8 x 16, " " " "	A075W4020Z	4		
33	Shim Plate, " " "	A100A0841F	3		
33	Washer, flat, M8 x 20, " " " "	A075W4019F	2		
33	Nut, Nyloc, M8, " " " "	A075W3010Z	2		
40	Chassis Bracket, alloy, engine mounting, LH	C100A0718F		1	
41	Bolt, M8 x 50, LH chassis bracket fixing	A075W2041Z		2	
42	Washer, M8 x 16, " " " "	A075W4020Z		2	



FUNCTION CODE	CONTENTS: Engine Mountings	QUANTITY		REMARKS	
		NON S.I.R.	S.I.R.		
40.01B	PART DESCRIPTION	PART NUMBER			
43	Collapsible Spacer, LH engine mount	C100A0812F		1	
44	Stopper Rubber, " " "	B100E6185F	1	1	
50	Mounting Bracket, engine mount to gearbox	C100E6079F	1	1	inc. bush
51	Shim, 'L', mounting bracket to gearbox	A100E0075F	3	3	
52	Setscrew, M8 x 30, bracket to gearbox	A075W1049Z	3	3	
53	Washer, spring, M10, " " "	A075W4037Z	3	3	
54	Washer, flat, M10 x 20, " " "	A075W4024Z	3	3	
55	Shim, disc, 1.0mm, LH engine mount	A100A0419F	3	3	
	Washer, flat, M10 x 20, LH engine mount	A075W4024Z	1		
57	Washer, flat, M10 x 24, " " "	A075W4023F		1	
58	Nut, Nyloc, M10, " " "	A075W3011Z	1	1	
60	Torque Damper, engine, primary	A100A6005F	1	1	
61	Bracket, damper top to clutch housing	B100A0715F	1		
62	" " " " chassis	B100A0918F		1	
63	Setscrew, M6 x 20, bracket fixing	A075W1030Z		2	
64	Washer, M6 x 12, " " "	A075W4013Z		2	
	Bolt, M10 x 75, damper upper fixing	A075W2059Z	1		
66	Bolt, M10 x 40, " " "	A075W2052Z		1	
67	Washer, M10 x 20, " " "	A075W4024Z		2	
68	Nut, Nyloc, M10, " " "	A075W3011Z	1	1	
70	Bracket, torque damper bottom to clutch housing	A100A0849F		1	
71	Bolt, M12 x 75, clutch brg. brkt. to upper fix	A075W2071F		1	
72	Bolt, M12 x 50, " " " " lower "	A100W2116F		1	
73	Washer, M12 x 24, " " " " " "	A075W4071F		3	
74	Nut, Nyloc, M12, " " " " " "	A075W3078F		1	
75	Bolt, M8 x 40, damper lower fixing	A075W2039D	1	1	
76	Washer, M8 x 20, " " "	A075W4019F	2	2	
77	Nut, Nyloc, M8, " " "	A075W3010Z	1	1	
80	Shake Damper, engine, secondary	A100A6007F	1	1	
81	Bracket, shake damper bottom to gearbox	B100A0684F	1	1	
82	Setscrew, M6 x 30, shake damper fixing	A075W1032Z	2	2	
83	Washer, M6 x 12, " " "	A075W4013Z	4	4	
84	Spigot, " " "	A100A0707F	2	2	
85	Nut, Nyloc, M6, " " "	A075W3009Z	2	2	



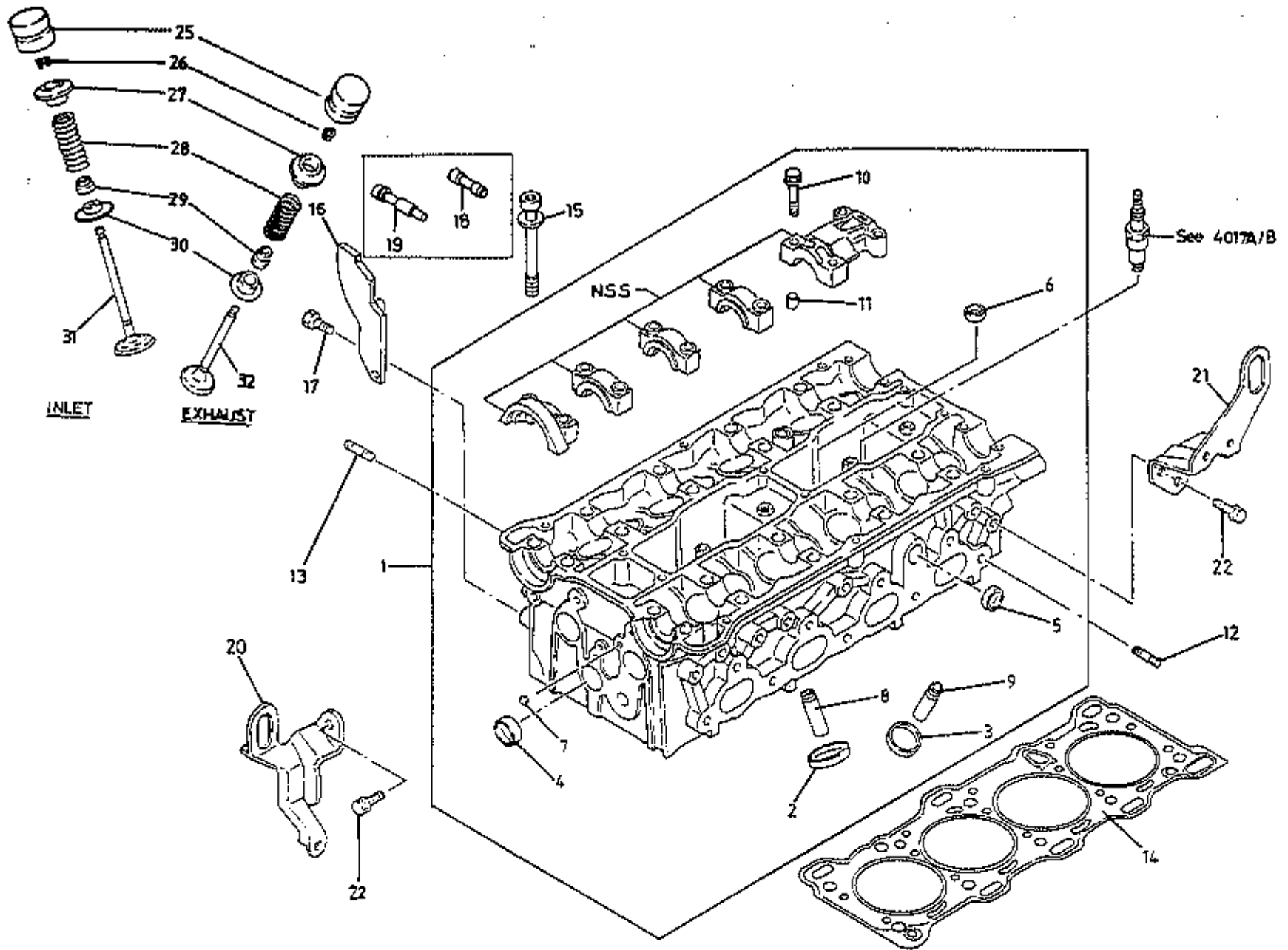
FUNCTION CODE	CONTENTS: Engine Mountings	QUANTITY		REMARKS
		NON S.I.R.	S.I.R.	
40.01B	PART DESCRIPTION	PART NUMBER		
86	Bracket, shake damper top to chassis	B100A0683F	1	
87	" " " " " "	C100A0829F		1
90	Extension Plate, (cast), engine rear steady arm	B100A0570F	1	1
91	Setscrew, M12 x 35, plate to gearbox	A075W1059Z	2	2
92	Washer, M12 x 24, " " "	A075W4028Z	2	2
93	Bolt, M10 x 45, " " "	A075W2053Z	2	2
94	Washer, M10 x 20, " " "	A075W4024Z	2	2
	Steady Arm, rear engine mounting	D100A0571F	1	
	Clevis Assembly, rear engine mounting	A100A0800F	1	Early type inc. rubber bush.
	Setscrew, M8 x 20, clevis to chassis	A075W1038Z	2	R/E A100A0917F & * parts.
	Setscrew, M8 x 45, " " "	A075W1043Z	2) used with early type steady arm
	Washer, flat, M8 x 16, " " "	A075W4020Z	4)
95	Steady Arm, rear engine mounting	A100A0917F	1	1
96	Bolt, M10 x 80, arm to engine	A075W2061Z	2	2
97	Washer, M10 x 20, " " "	A075W4024Z	2	3
98	Nut, Nyloc, M10, " " "	A075W3011Z	2	2
99	Bolt, M12 x 90, arm to block	A075W2073F	2	2
100	Washer, M12 x 24, " " "	A075W4028Z	2	2
100a	Washer, flat, M10 x 20, steady arm to extension	A075W4024Z	2	2
100b	Nut, Nyloc, M10, " " " "	A075W3011Z	2	2
101	Check Plate, steady arm to trunnion, LH	B100A0871F*	1	1
102	" " " " " " " RH	B100A0872F*	1	1
103	Button Screw, M10 x 30, check plate to arm	A075W7031F*	4	4
104	Washer, M10 x 20, " " " "	A075W4024Z*	4	4
105	Trunnion, rear engine mounting	A100A0858F*	1	1
106	Cap Screw, M8 x 25, trunnion to chassis	A075W1039Z*	4	4
107	Washer, M8 x 16, " " "	A075W4020Z*	4	4
108	Bush, rear engine mounting	A100E6130F*	1	1
109	Socket Screw, M12 x 80, steady arm to bush	A100W7085F	1	1
110	Washer, flat, M12 x 24, " " " "	A075W4071F	4	4



ELAN
4003A



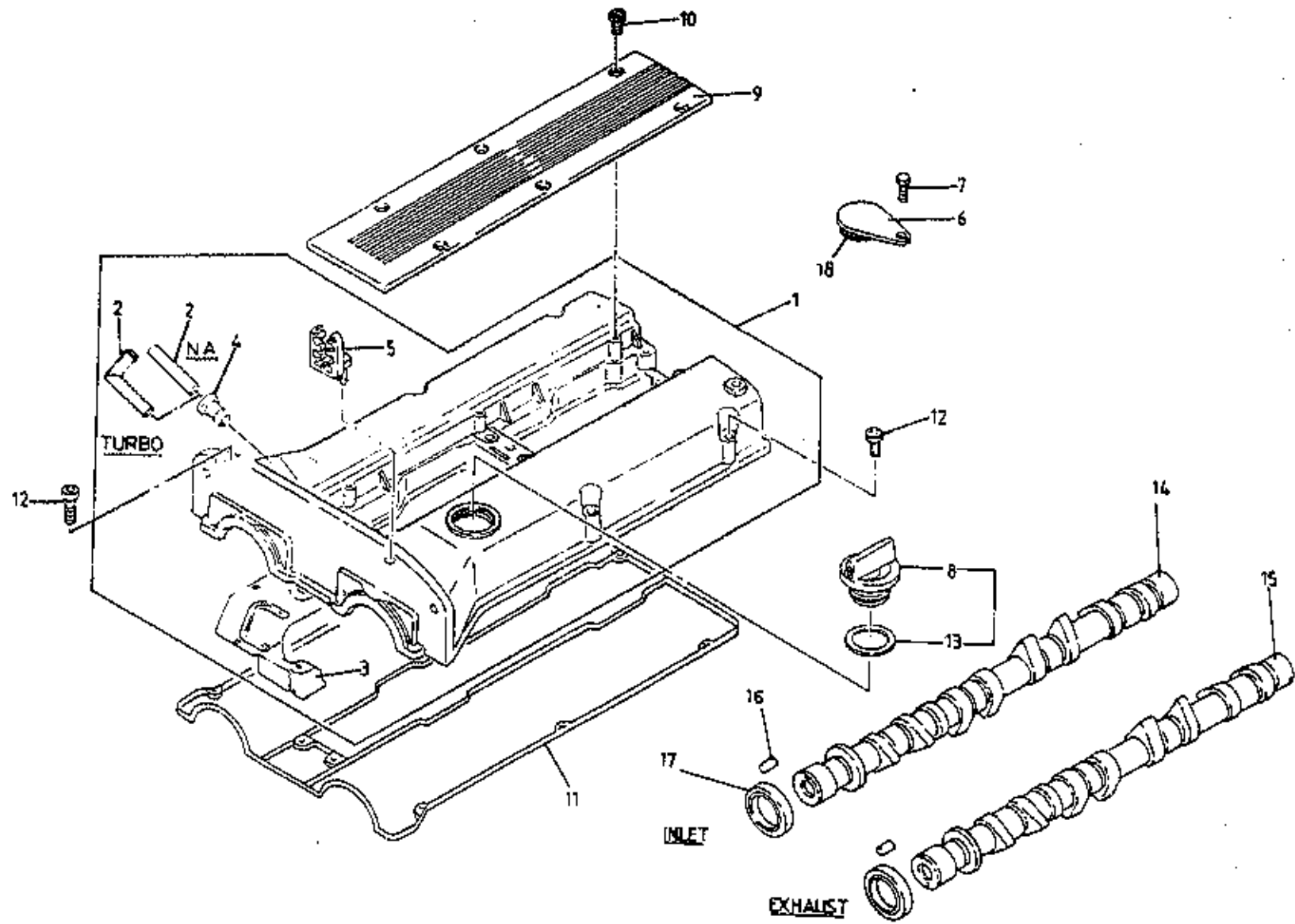
FUNCTION CODE	CONTENTS: Oil Sump	QUANTITY		REMARKS
		TURBO	N.A.	
40.03A	PART DESCRIPTION	PART NUMBER		
1	Oil Sump	A100E6330S	1	1
	Sealant, sump joint	A100E6174S	A/R	A/R
3	Bolt, oil pan fixing	A100E6160S	14	14
4	Nut, " " "	A100E6161S	4	4
5	Plug, sump drain	A100E6158S	1	1
6	Washer, sump drain plug	A100E6159S	1	1
7	Dipstick	A100E6332S		1
8	Guide Tube, dipstick	A100E6328S		1
9	Dipstick	A100E6331S	1	
10	Guide Tube, dipstick	A100E6326S	1	
11	Union, dipstick tube to block	A100E6325S	1	
12	Bracket, guide tube securing	A100E6329S	1	
13	Bolt, guide tube to bracket	A100E6327S	1	
14	Bolt, bracket fixing	A100E6196S	2	



ELAN
 40-05A



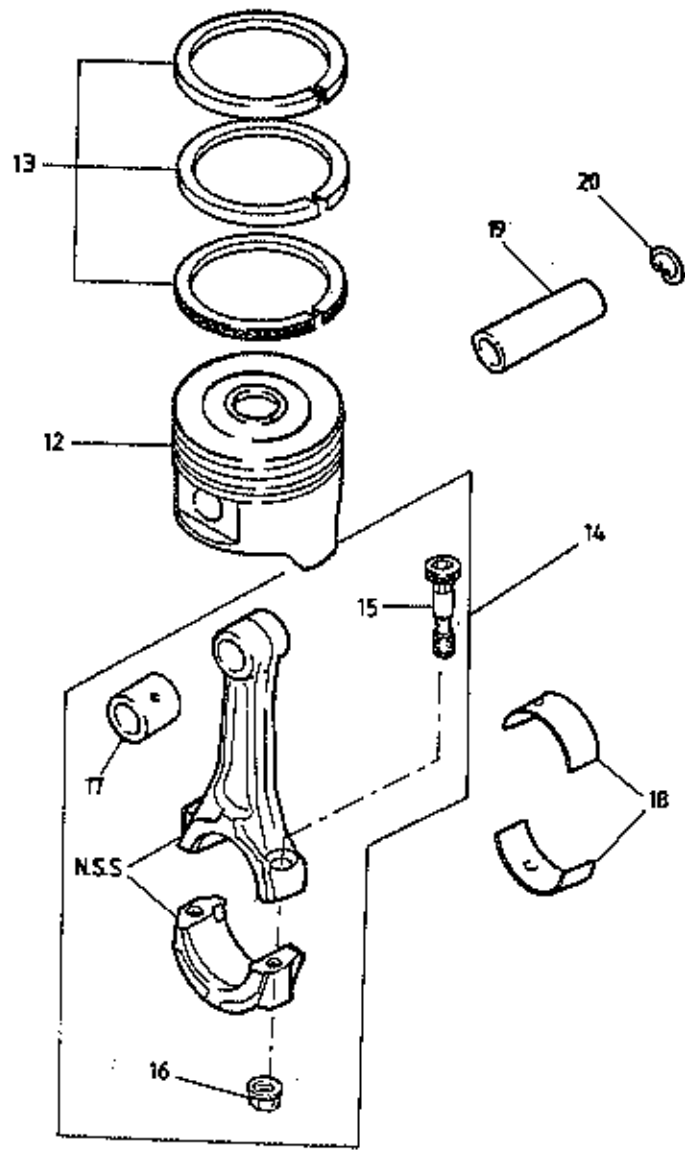
FUNCTION CODE	CONTENTS: Cylinder Head, Gasket, Valves & Hydraulic Tappets		QUANTITY		REMARKS
	PART DESCRIPTION	PART NUMBER	ALL		
40.05A					
1	Cylinder Head Assembly	A100E6186S	1		Inc. * items
2	Valve Seat, inlet	A100E6301S8	8		
3	Valve Seat, exhaust	A100E6302S*	8		
4	Core Plug, front	A100E6303S*	4		
5	" "	A100E6304S*	2		
6	" " upper	A100E6305S*	2		
7	Plug, oil gallery	A100E6306S*	6		
8	Valve Guide, inlet	A100E6307S*	8		
9	Valve Guide, exhaust	A100E6308S*	8		
10	Bolt, bearing cap fix	A100E6309S*	24		
11	Dowel, bearing cap	A100E63102*	20		
12	Stud, exhaust manifold	A100E6188S	9		
13	" inlet manifold	A100E6187S	2		
14	Gasket, cylinder head	A100E6104S	1		Turbo
	" " "	A100E6103S	1		N.A.
15	Bolt, cylinder head	A100E6189S	10		
16	Plate, front	A100E6190S	1		
17	Bolt, plate fixing	A100E6191S	2		
18	Relief Valve	A100E6192S	1		
19	Check Valve Assembly	A100E6193S	1		
20	Engine Hanger, inlet side	A100E6194S	1		
21	" " exhaust side	A100E6195S	1		
22	Bolt, hanger fixing	A100E6196S	3		
25	Tappet, hydraulic	A100E6223S	16		
26	Split Collet	A100E6222S	32		
27	Retainer, valve spring	A100E6221S	16		
28	Valve Spring	A100E6220S	16		
29	Oil Seal, valve guide	A100E6197S	16		
30	Seat, valve spring	A100E6198S	16		
31	Inlet Valve	A100E6218S	8		
32	Exhaust Valve	A100E6219S	8		



ELAN
 40-07A



FUNCTION CODE	CONTENTS: Camshafts & Housing		QUANTITY		REMARKS
			TURBO	N.A.	
40.07A	PART DESCRIPTION	PART NUMBER			
1	Cover, camshafts	A100E6288S	1) Inc. * items)
	" "	A100E6287S		1	
	Sealant, camshaft cover	A100E6173S	A/R	A/R	
2	Pipe, Positive Crankcase Ventilation (PCV) hose	A100E6290S*	1		
	" " " " " "	A100E6289S*		1	
3	Baffle Plate	A100E6291S*	1	1	
4	Grommet, PCV valve fix	A100E6292S*	1	1	
5	Clip Cable	A100E6293S*	2	2	
6	Plug, inlet cam rear end seal	A100E6294S	1	1	
7	Bolt, plug fixing	A100E6295S	1	1	
8	Oil Filler Cap	A100E6171S	1	1	
9	Centre Cover	A100E6296S	1	1	
10	Bolt, centre cover fixing	A100E6297S	6	6	
11	Gasket, cam cover	A100E6284S	1	1	
12	Bolt, cover fixing	A100E6298S	2	2	
	" " "	A100E6299S	10	10	
13	Gasket, oil filler cap	A100E6300S	1	1	
14	Camshaft, inlet	A100E6200S	1		
	" "	A100E6201S		1	
15	" exhaust	A100E6203S	1		
	" "	A100E6202S		1	
16	Dowel Pin, camshaft to pulley	A100E6204S	2	2	
17	Oil Seal, " front	A100E6213S	2	2	
18	'O' Ring, rear cam cap plug	A100E6562S	1	1	

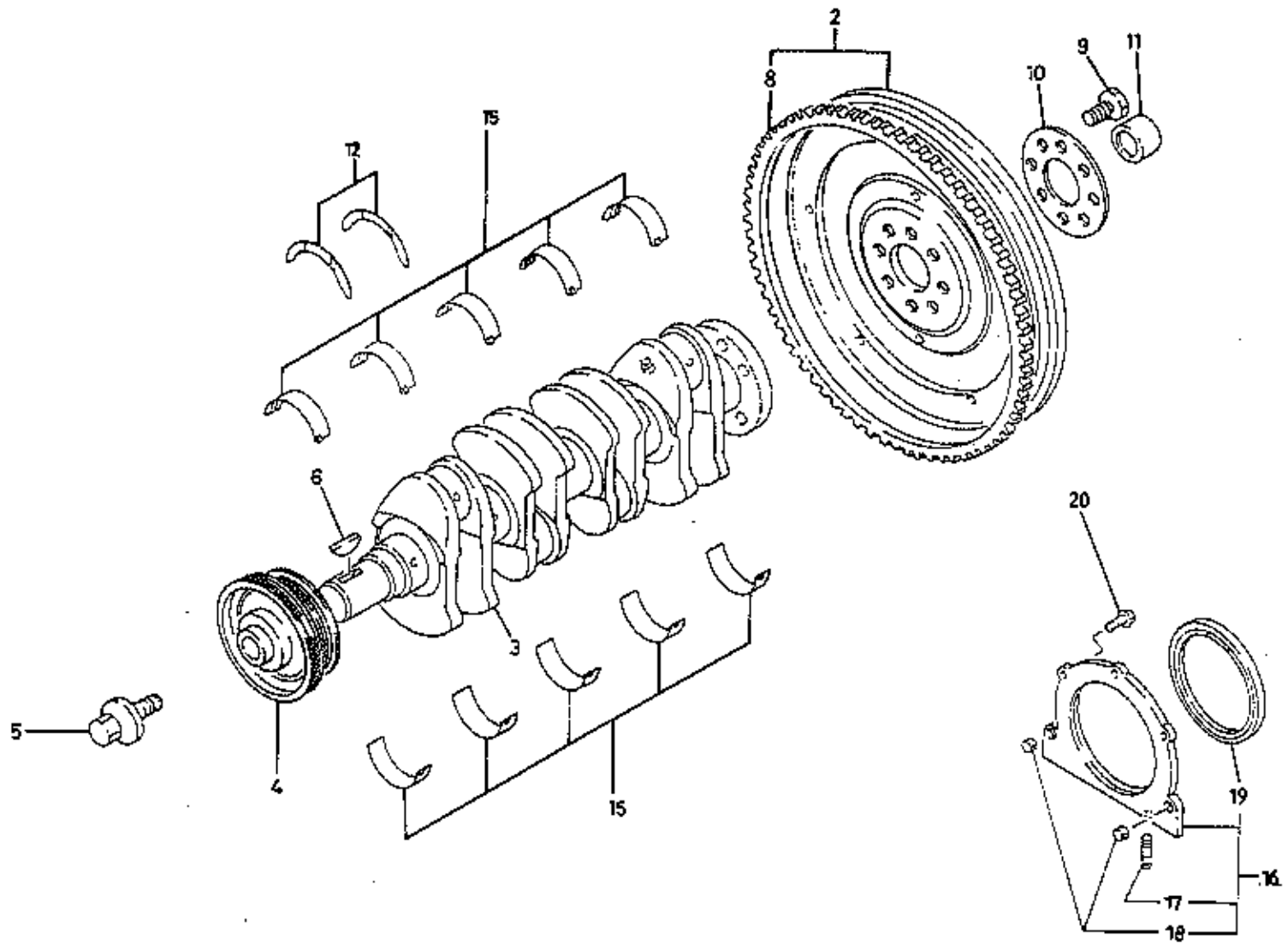


ELAN
40-09A



FUNCTION CODE	CONTENTS: Pistons & Connecting Rods			QUANTITY		REMARKS
				TURBO	N.A.	
40.09A						
1	Piston, std.		A100E6250S		4	>Quote bore grade A,B)Pistons supplied >or C from top of block)bare. Order rings, face)pin & circlips)separately as)required.)
	" "		A100E6249S	4		
	" oversize + 0.5mm		A100E6546S		4	
	" " + 0.5mm		A100E6544S	4		
	" " + 1.0mm		A100E6547S		4	
	" " + 1.0mm		A100E6545S	4		
13	Piston Ring Set, std.		A100E6251S	4	4	
	" " " oversize + 0.5mm		A100E6548S	4	4	
	" " " " + 1.00mm		A100E6549S	4	4	
14	Connecting Rod & Bearing Shell Assembly		A100E6252J	4	4	> Supplied with size graded big end shells >
	" " " " " " "		A100E6253J	4		
15	Bolt, connecting rod		A100E6254S	8	8	
16	Nut, " "		A100E6255S	8	8	
17	Bush, small end		A100E6256S	4		
18	Big End Bearing Shell Pair, Brown (grade III		A100E6257S 6c		4)
	" " " " " " "		A100E6258S 57	4)
	" " " " " Black (grade II)		A100E6265S		4) Order size grade according to marking
	" " " " " " " "		A100E6258S	4) on big end eye
	" " " " " Blue (grade I)		A100E6261S		4)
	" " " " " " " "		A100E6259S	4)
19	Gudgeon Pin		A100E6262S		4	
	" "		A100E6263S	4		
20	Circlip, gudgeon pin		A100E6264S	8		

For further information, refer to Elan Service Notes or contact Service Technical

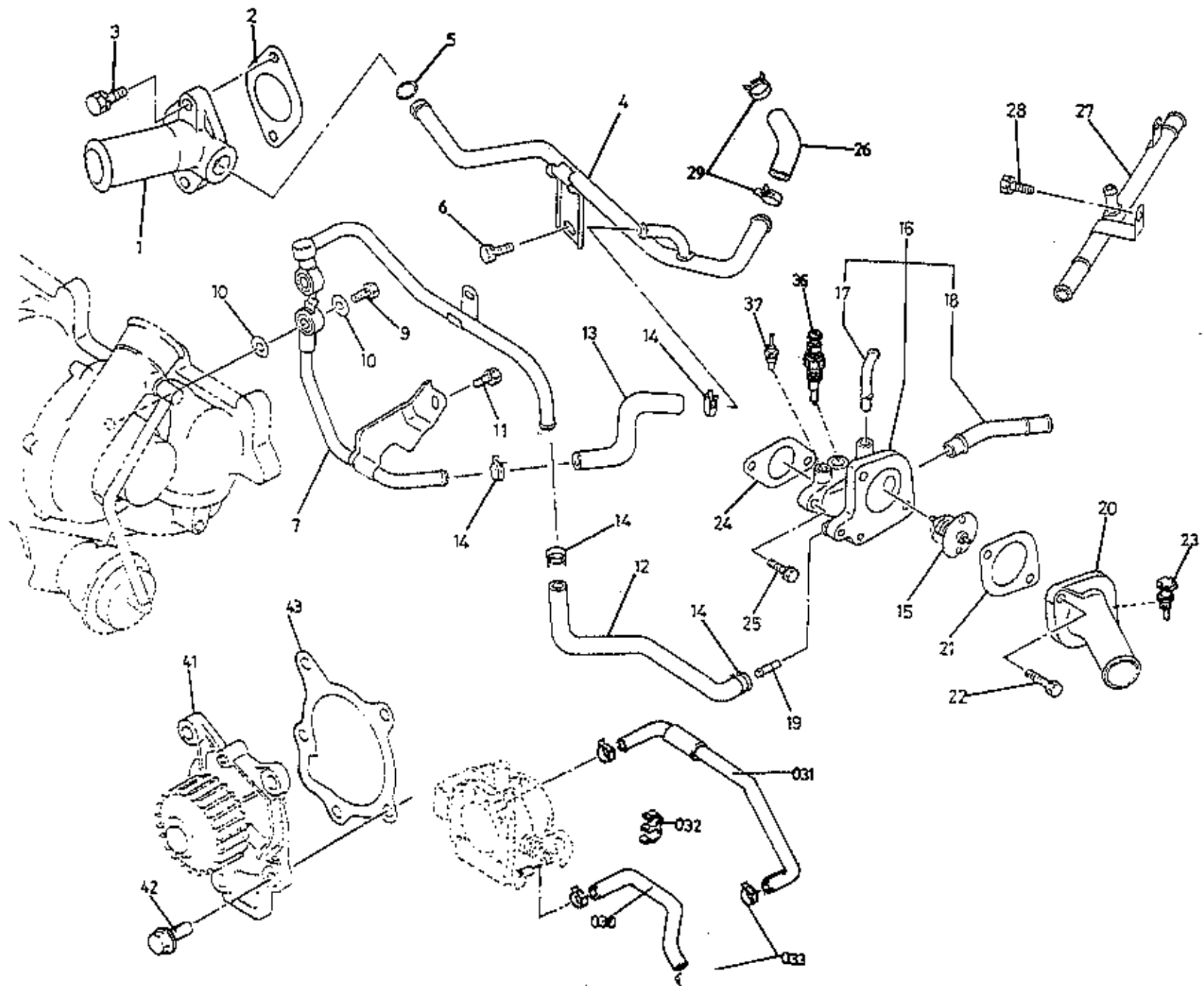


ELAN
401A



FUNCTION CODE	CONTENTS: Crankshaft & Flywheel			QUANTITY		REMARKS
				TURBO	N.A.	
40.11A	PART DESCRIPTION	PART NUMBER				
2	Flywheel	A100E6178H	1			
	"	A100E6177H		1		
3	Crankshaft	A100E6239S*	1	1		
4	Auxiliary Drive Pulley, Crankshaft	A100E6240S	1	1		
5	Bolt, crankshaft pulley fixing	A100E6241S	1	1		
6	Woodruff Key, pulley to crank	A100E6242S	1	1		
8	Starter Ring Gear, flywheel	A100E6245S	1	1		
9	Bolt, flywheel fixing	A100E6246S	8	8		
10	Washer Plate, flywheel fixing	A100E6247S	1	1		
11	Sleeve, clutch alignment mandrel	A100E6248S	1	1		
12	Thrust Washer, crankshaft	A100E6238S	2	2		
15	Main Bearing Shell Pair, Green	A100E6230S*	5	5)	
	" " " " Brown	A100E6231S*	5	5)	Dependent on main bearing bore grade &
	" " " " Black	A100E6232S*	5	5)	crankshaft journal size grade.
	" " " " Blue	A100E6233S*	5	5)	
16	Housing, crankshaft rear oil seal	A100E6384S	1	1		inc. # items
17	Stud, oil sump fixing	A100E6385S#	2	2		
18	Dowel, housing to block	A100E6386S#	2	2		
19	Oil Seal, crankshaft rear	A100E6387S#	1	1		
20	Bolt, housing fixing	A100E6388S#	5	5		

* When ordering these parts, refer to Elan Service Notes or Service Technical



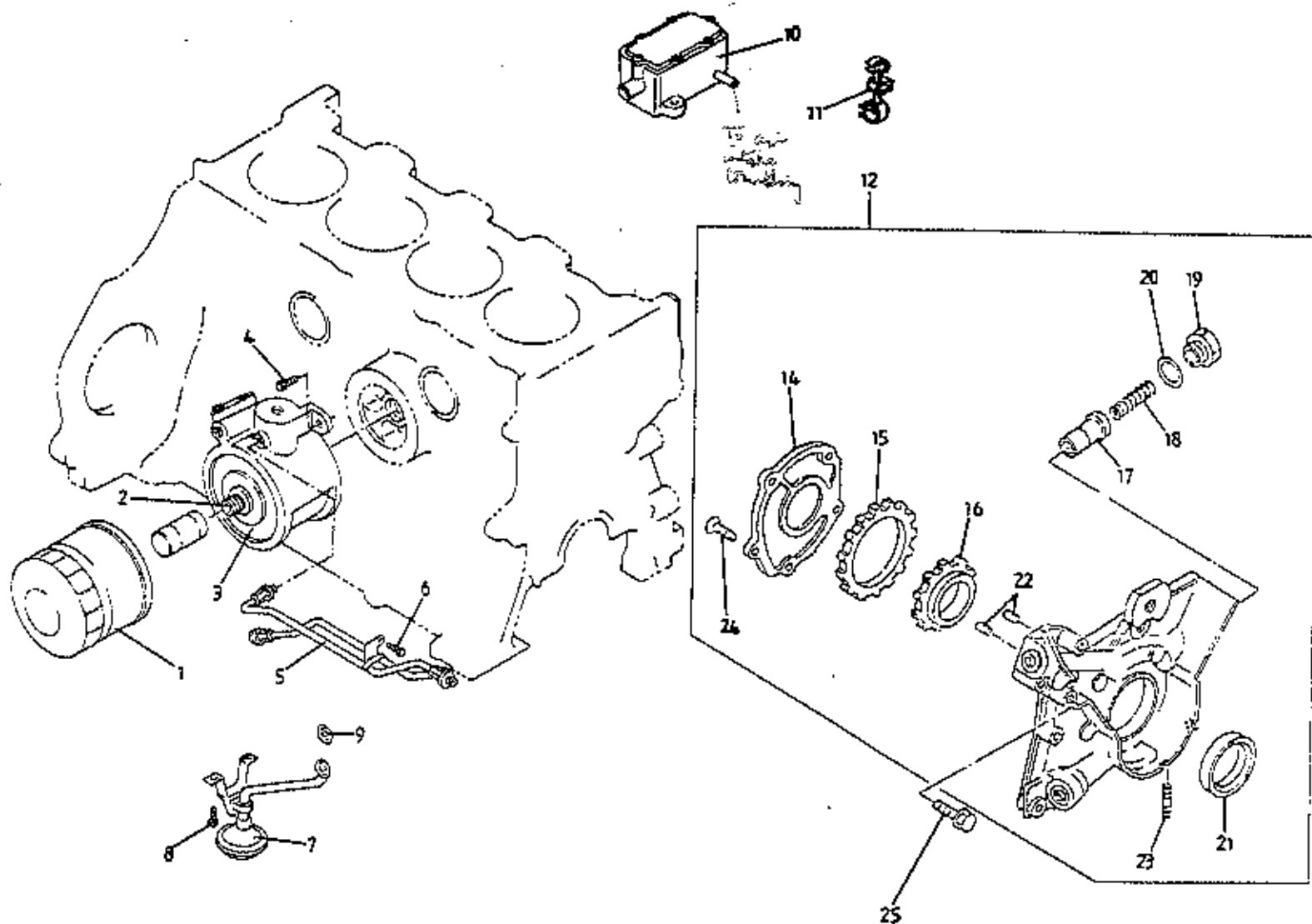
ELAN
40.13A



FUNCTION CODE	CONTENTS: Water Pump & Thermostat		QUANTITY		REMARKS
			TURBO	N.A.	
40.13A	PART DESCRIPTION	PART NUMBER			
1	Inlet Spout, radiator bottom hose to block	A100E6334S	1		
	" " " " " " "	A100E6333S		1	
2	Gasket, inlet spout to block	A100E6335S	1	1	
3	Bolt, " " " "	A100E6C27S	2	2	
4	Pipe, radiator by-pass	A100E6338S	1		
	" " " " " " "	A100E6337S		1	
5	'O' ring, by-pass pipe to inlet spout	A100E6339S	1	1	
6	Bolt, by-pass pipe fixing	A100E6340S	1	1	
7	Water Pipe Assembly, turbo coolant feed/return	B100E0017H	1		
9	Banjo Bolt, coolant feed/return to turbo	A100E6341S	2		
10	Gasket, banjo bolt	A100E6342S	4		
11	Bolt/Washer, outlet pipe fixing	A100E6343S	2		
12	Hose, thermostat hsg. to turbo coolant feed pipe	A100E6344S	1		
13	Hose, turbo coolant outlet/radiator by-pass pipe	A100E6345S	1		
14	Clip, coolant hose securing	A100E6346S	4		
15	Thermostat	A100E6176S	1	1	
16	Housing, thermostat	A100E6348S	1)Inc. items 17 to 19)
	" " " " " " "	A100E6347S		1	
17	Spigot Pipe, stat hsg. to thrott. body feed hose	A100E6350S	1		
	" " " " " " "	A100E6349S		1	
18	Spigot Pipe, heater take-off	A100E6352S	1		
	" " " " " " "	A100E6351S		1	
19	Spigot Pipe, turbo coolant take-off	A100E6349S	1		
20	Outlet Spout, thermostat housing to radiator	B100E0042H	1		
	" " " " " " "	A100E6354S		1	
21	Gasket, outlet spout	A100E6355S	1	1	
22	Bolt, outlet spout fixing	A100E6356S	2	2	
23	Radiator Fans Thermal Switch	A100E6357S	1	1	
24	Gasket, thermostat housing to head	A100E6358S	1	1	
25	Bolt, thermostat housing fixing	A100E6359S	2	2	
26	By-Pass Hose, heater return to by-pass pipe	A100E6361S	1		
	" " " " " " " " " "	A100E6360S		1	
27	Pipe, heater return	A100E6362S	1		
28	Bolt, heater return pipe fixing	A100E6196S	1	1	
29	Clip, coolant hose securing	A100E6363S	2		
	" " " " " " "	A100E6364S		2	



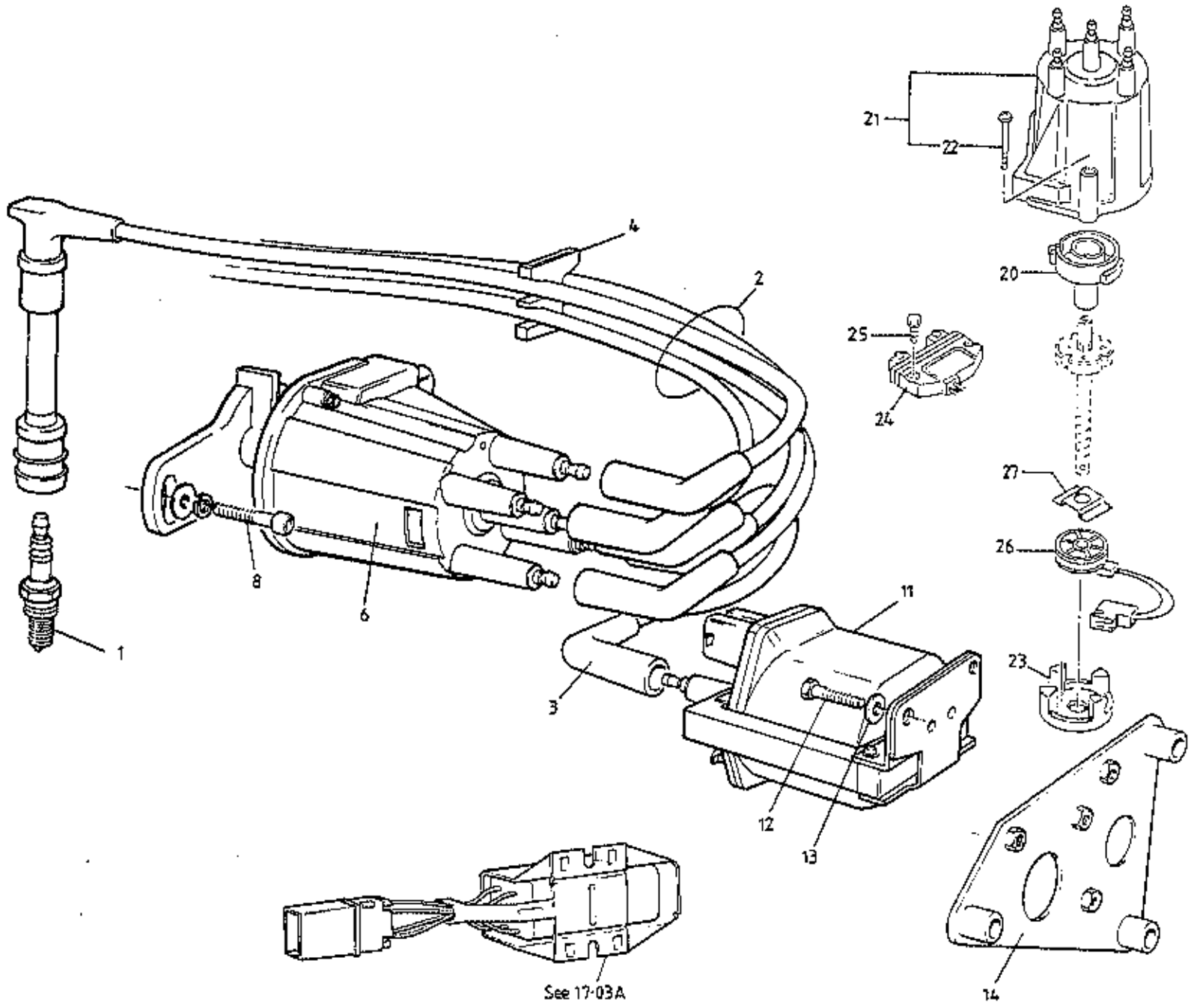
FUNCTION CODE	CONTENTS: Water Pump & Thermostat	QUANTITY		REMARKS
		TURBO	N.A.	
40.13A	PART DESCRIPTION	PART NUMBER		
30	Hose, throttle body water feed	A100E6366S	1	
	" " " " "	A100E6365S		1
31	" " " " return	A100E6368S	1	
	" " " " "	A100E6367S		1
32	Swivel Clip, 2-Way, throttle body water pipes	A100E6369S	1	1
33	Clip, " " " "	A100E6346S	4	4
	Cap, rubber, port blanking	A100E6371S		1
	Clip, coolant hose securing	A100E6372S		1
36	Coolant Temperature Sensor (CTS)	A100E6373S	1	1 Engine Management
37	Sender, temperature gauge	A100M00425F	1	1
41	Water Pump	A100E6172S	1	1
42	Bolt, water pump fixing	A100E6399S	5	5
43	Gasket, water pump	A100E6400S	1	1



ELAN
40-15A



FUNCTION CODE	CONTENTS: Lubrication System, Oil Pump & Filter		QUANTITY		REMARKS
			TURBO	N.A.	
40.15A	PART DESCRIPTION	PART NUMBER			
1	Filter, engine oil	A100E6085S	1	1	
2	Threaded Union, filter to adaptor	A100E6037F	1	1	
3	Adaptor, oil cooler take-off	A100E6036S	1	1	
4	Bolt, adaptor fixing	A100E6396S	1	1	
5	Pipe, oil cooler feed/return	A100E6397S	1	1	
6	Bolt, pipe fixing	A100E6398S	2	2	
7	Oil Pick-Up Pipe & Strainer	A100E6393S	1	1	
8	Bolt, pick-up pipe & strainer fixing	A100E6070F	4	4	
9	Gasket, oil strainer pipe	A100E6395S	1	1	
10	Oil Separator	A100E6018S	1		
11	Swivel Clip, water pipe to oil separator pipes	A100E6416F	1		
12	Oil Pump Assembly	A100E6402S	1		
	" " "	A100E6401S		1	
14	Cover, oil pump	A100E6403S	1	1	
15	Annulus, oil pump drive	A100E6404S	1	1	
16	Rotor, oil pump driven	A100E6405S	1	1	
17	Pressure Relief Valve, oil pump	A100E6406S	1	1	
18	Spring, relief valve	A100E6407S	1	1	
19	Plug, relief valve	A100E6408S	1		
	" " "	A100E6409S		1	
20	Gasket, relief valve	A100E6410S	1	1	
21	Oil Seal, crankshaft front	A100E6411S	1	1	
22	Dowel, oil pump	A100E6412S	2	2	
23	Stud, oil sump fixing	A100E6385S	2	2	
24	Screw, oil pump cover fixing	A100E6414S	5	5	
25	Bolt, 22mm, oil pump housing fixing	A100E6415S	4	4	
	Bolt, 30mm, " " " "	A100E6416S	4	4	

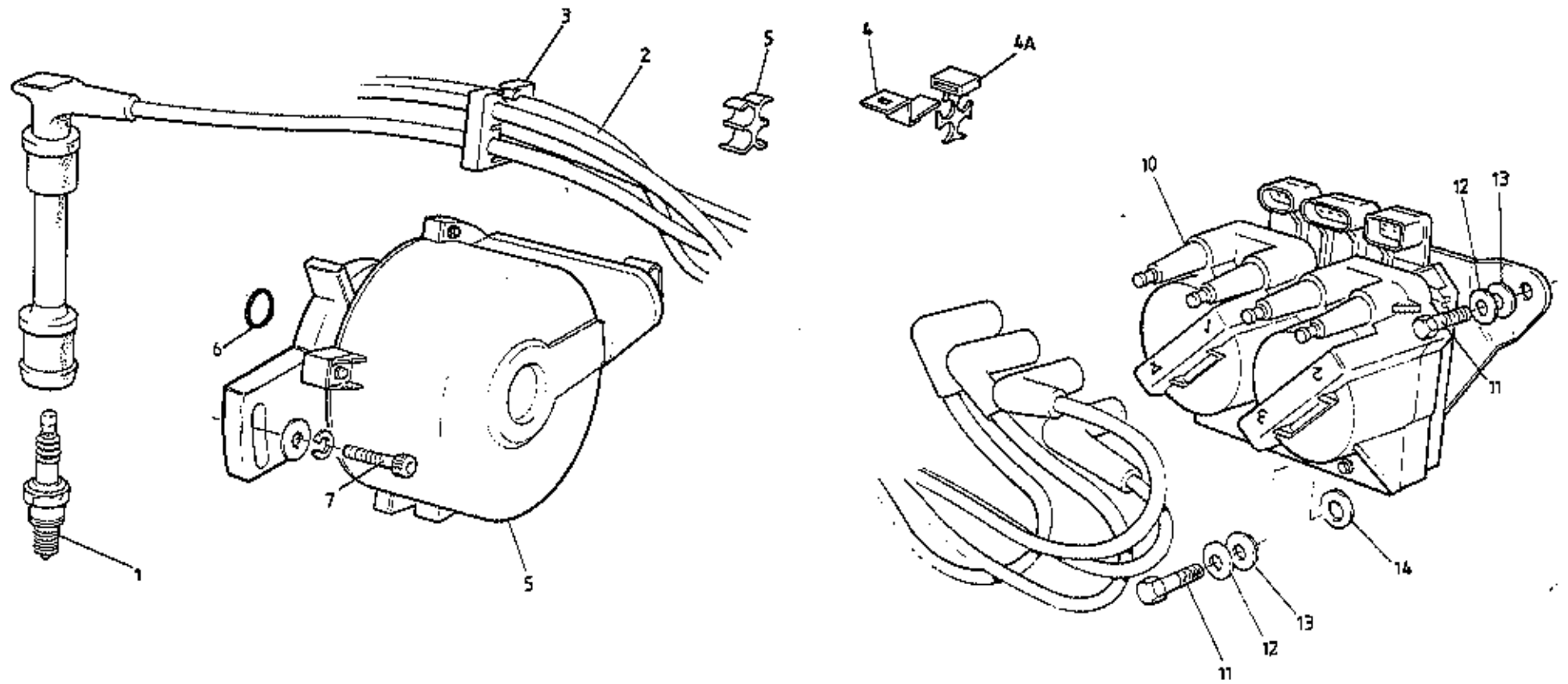


ELAN MA.
4017 A

See 17-03A



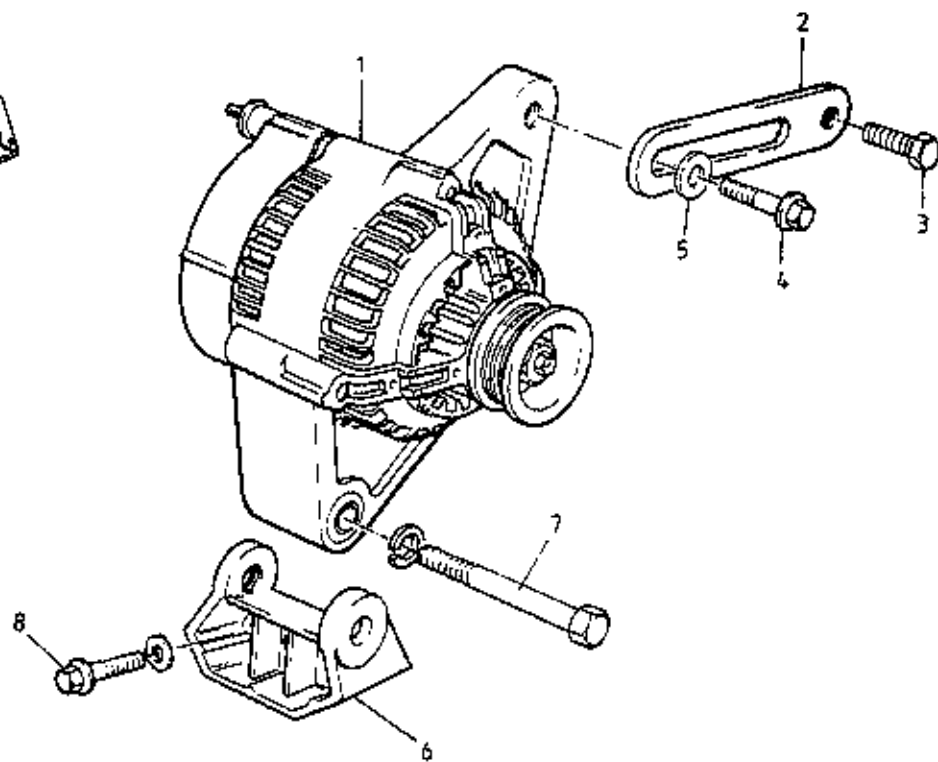
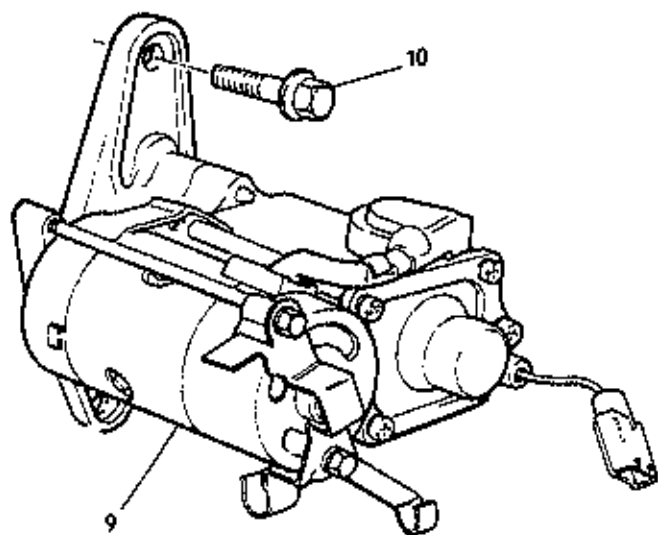
FUNCTION CODE	CONTENTS: Naturally Aspirated: Ignition System		QUANTITY		REMARKS
			N.A.		
40.17A	PART DESCRIPTION	PART NUMBER	N.A.		This page for Naturally Aspirated (N.A.) For Turbo, see 40.17B
1	Spark Plug (BKR6E -11)	A100E6106S	4		
2	H.T Cable Set	A100E6010S	1		
3	Cable, distributor to coil	A100E6120F	1		
4	Clamp, HT cables	A100E6144S	1		
6	Distributor Assembly	A100E6009S	1		
	'O' Ring, distributor	A100E6562S	1		
8	Bolt, distributor fixing	A100E6423S	1		
11	Ignition Coil	A100E6040F	1		
12	Setscrew, M6 x 16, coil to bracket	A100M6101F	2		
13	Washer, M6, s/p, " "	A075W4046Z	2		
14	Mounting Bracket, ignition coil	B100E0016F	1		
	Setscrew, M6 x 30, bracket fixing	A075W1032Z	3		
	Washer, M6, s/p, " "	A075W4046Z	3		
20	Rotor Arm, distributor	A100E6554S	1		
21	Distributor Cap	A100E6555S	1		
22	Bolt, distributor cap securing	A100E6556S	2		
23	Pole Piece, distributor	A100E6559S	1		
24	Module, distributor	A100E6560S	1		
25	Screw, module to distributor	A100E6561S	2		
26	Pick-Up Coil	A100E6557S	1		
27	Retainer, pick-up coil	A100E6558S	2		



ELAN
407B



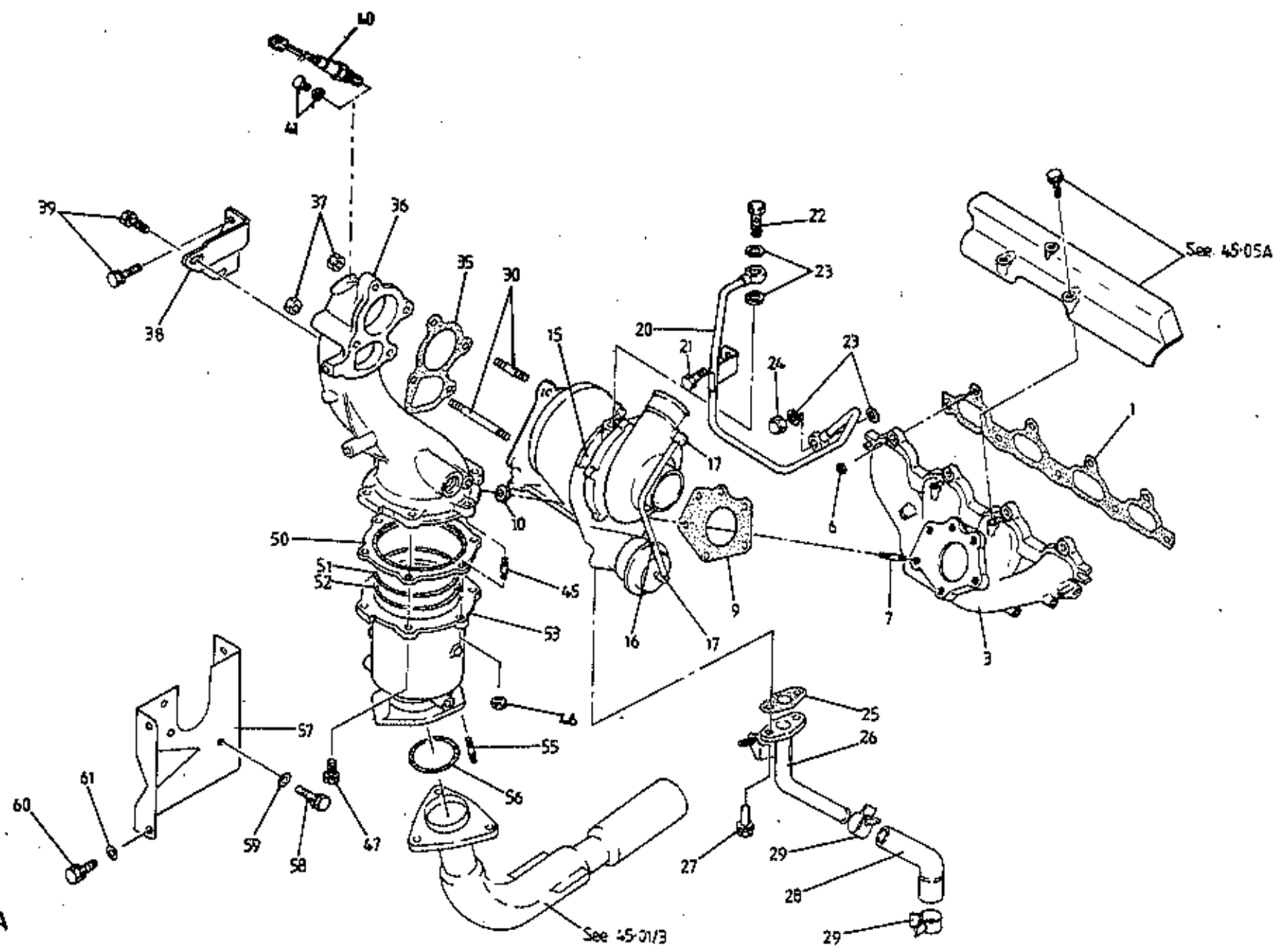
FUNCTION CODE	CONTENTS: Turbo: direct ignition system		QUANTITY		REMARKS
			TURBO		
40.17B	PART DESCRIPTION	PART NUMBER	TURBO		
					This page for Turbo. For Naturally Aspirated (N.A.) see 40.17A
1	Spark Plug (NGK BKR6E)	A100E6277S	4		
2	H. T. Cable Set	A100E6053F	1		
3	Clamp, H.T. cables	A100E6144S	1		
4	Bracket, H. T. lead clamp	C100E0063F	1		
4a	Clip, H. T. cables	A100E6225F	1		
5	Sensor, cam angle	A100E6020H	1		
6	'O' Ring, cam angle sensor	A100E6562S	1		R/B Hall Sensor, cam angle, A100E0102S, Sec S/B: 1998/14
7	Bolt, sensor fixing	A100E6423S	1		
10	Direct Ignition System (D. I. S.) coil & module	A100E6084F	1		
11	Setscrew, M6 x 30, D. I. S. fixing	A072W1032Z	3		<i>Mounting Plate</i> R/B Coil Module, A100E6580S x 1 17.58 Coil, A100E6579S x 2 42.25 Module, ignition, A100E6577S x 1 133.5 Bolt, M10, A100E6578s x 4 Seal, M10, A100E6578S x 2
12	Washer, flat, M6 x 12	A075W4013Z	3		
13	Nylon Washer, shouldered	A100W5358F	2		
	Nylon Washer, shouldered	A100W6359F	1		
14	Nylon Washer, flat	A100W6357F	3		



ELAN
40.19A



FUNCTION CODE	CONTENTS: Alternator & Starter Motor		QUANTITY		REMARKS
			ALL		
40.19A	PART DESCRIPTION	PART NUMBER	ALL		
1	Alternator	A100E6029S	1		
2	Adjuster Strap, alternator	A100E6033S	1		
3	Bolt, adjuster strap fixing	A100E6418S	1		
4	Bolt, strap to alternator	A100E6419S	1		
5	Washer, " " "	A100E6420S	1		
6	Bracket, alternator lower fixing	A100E6030S	1		
7	Bolt, alternator lower fixing	A100E6417S	1		
8	Bolt, bracket fixing	A100E6534F	2		
9	Starter Motor	A100E6028S	1		
10	Bolt, starter motor fixing	A100E6421S	2		



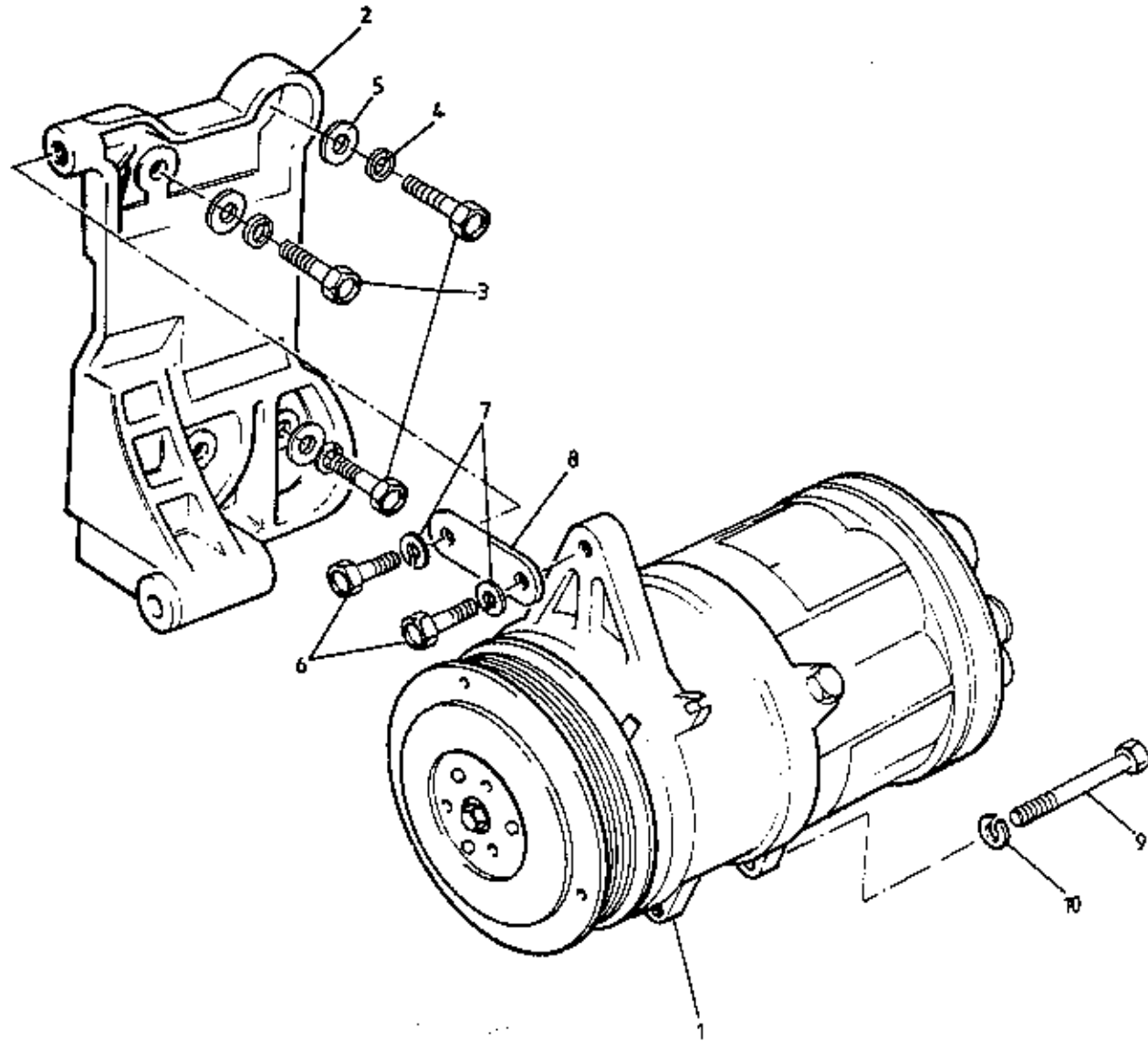
ELAN
4021A



FUNCTION CODE	CONTENTS: Exhaust Manifold & Turbocharger	QUANTITY		REMARKS
		TURBO	N.A.	
40.21A	PART DESCRIPTION	PART NUMBER		
1	Gasket, exhaust manifold to cylinder head	A100E6097S	1	1
3	Exhaust Manifold	A100E6166S	1	
	" "	A100E6162S		1
6	Nut, manifold to cylinder head	A100E6165S	9	9
7	Stud, turbo to exhaust manifold	A100E6167S	5	
9	Gasket, turbo to exhaust manifold	A100E6096S	1	
	" manifold to exhaust downpipe	A100E6043P		1
	Stud, " " " "	A100E6164S		3
10	Nut, turbo fixing	A100E6382S	5	
15	Turbocharger Assembly	A100E6127H	1	
16	Hose, boost sensing	A100E6468S	1	See 43.05A for wastegate solenoid valve
17	Clip, boost sensing hose securing	A100E6469S	2	
20	Pipe, turbo oil feed	A100E6440S	1	
21	Bolt/Washer, 12mm, turbo oil feed pipe fix	A100E6343S	1	
22	Banjo Bolt, turbo oil feed pipe	A100E6442S	1	
23	Gasket, " " " "	A100F6250S	4	
24	Cap Nut, " " " "	A100E6443S	1	
25	Gasket, turbo oil drain pipe to turbo	A100E6445S	1	
26	Pipe, turbo oil drain	A100E6444S	1	
27	Bolt, " " " pipe fixing	A100E6446S	2	
28	Hose, " " " "	A100E6447S	1	
29	Clip, " " " hose securing	A100E6448S	2	
30	Stud, 30mm, wastegate manifold to turbo	A100E6436S	2	
	Stud, 60mm, " fixing	A100E6438S	1	
	Stud, 81mm, " "	A100E6437S	1	
35	Gasket, wastegate manifold to turbo	A100E6098S	1	
36	Wastegate Manifold	A100E6016S	1	
37	Nut, wastegate manifold to turbo	A100E6439S	4	
38	Bracket, wastegate manifold support	A100E6464S	1	
39	Bolt, " " " " bracket	A100E6169S	4	
40	Sensor, Oxygen	A100E6024S	1	Catalyst engines
41	Plug, oxygen sensor port blanking	A100S0065S	1	Non-catalyst engines



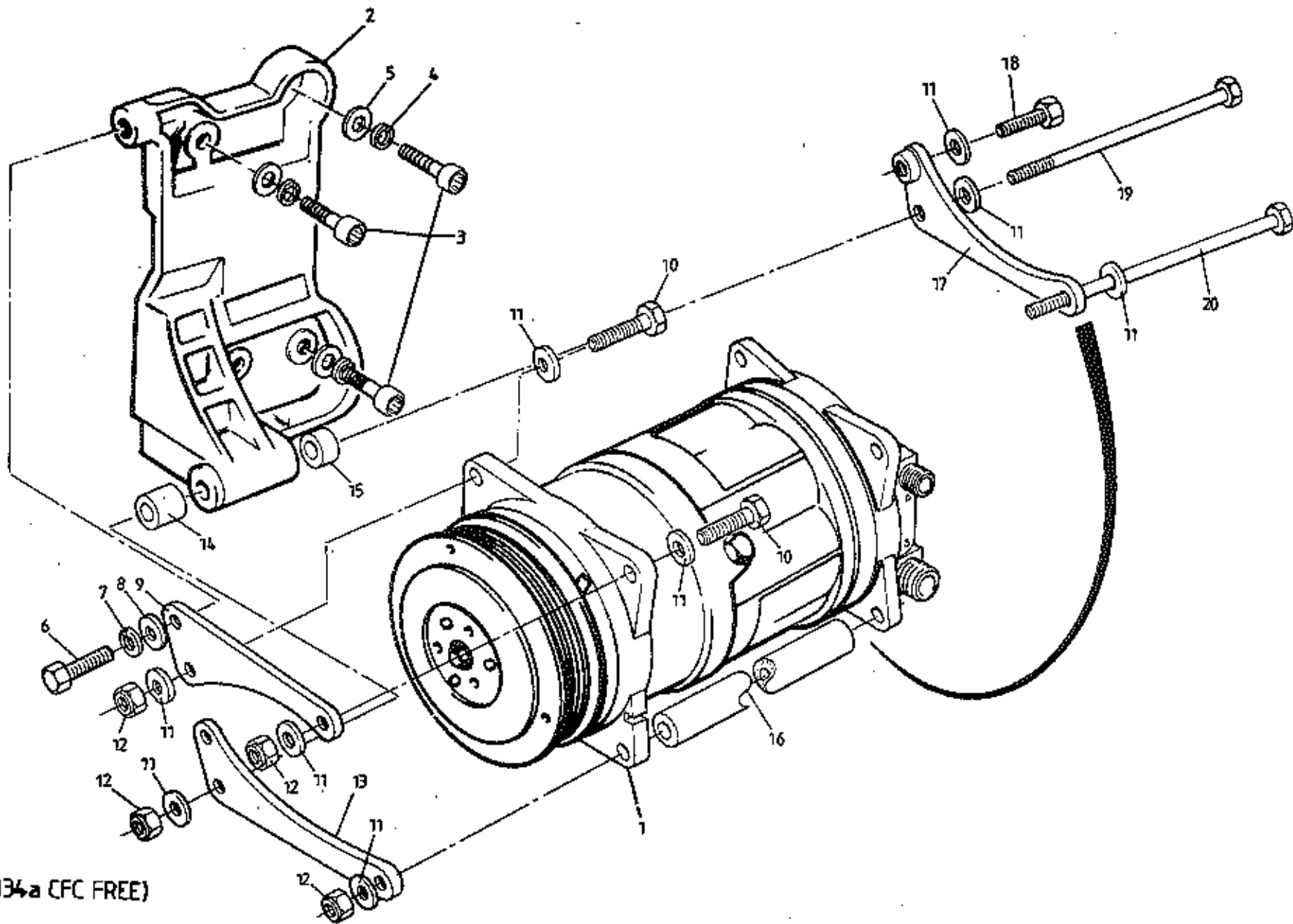
FUNCTION CODE	CONTENTS: Exhaust Manifold & Turbocharger	QUANTITY		REMARKS
		TURBO	N.A.	
40.21A				
	PART DESCRIPTION	PART NUMBER		
45	Stud, starter catalyst to wastegate manifold	A100E6463S	2	
46	Nut, " " " "	A100E6456S	2	
47	Bolt, " " " "	A100E6493S	4	
50	Gasket, " " " "	A100E6099S	1	
51	Mesh Plate, starter converter	A100E6466S	1	
52	Mesh Ring, " "	A100E6467S	1	
53	Starter Catalytic Converter	A100E6268P	1	Catalyst engines
	Converter Housing, wastegate manifold to downpipe	A100E6025S	1	Non-catalyst engines
55	Stud, downpipe to converter housing	B100E6164S	2	
56	Gasket, " " " "	A100E6052F	1	
57	Brace, starter converter housing	A100E6026S	1	
58	Bolt, brace fixing	A100E6450S	2	
59	Washer, " "	A100E6071S	2	
60	Bolt, housing to brace	A100E6451S	2	
61	Washer, " " "	A100E6065S	2	
	Boost Control Valve not ill.	A100E6080F	1	



ELAN
4Q23A (FREON 12)



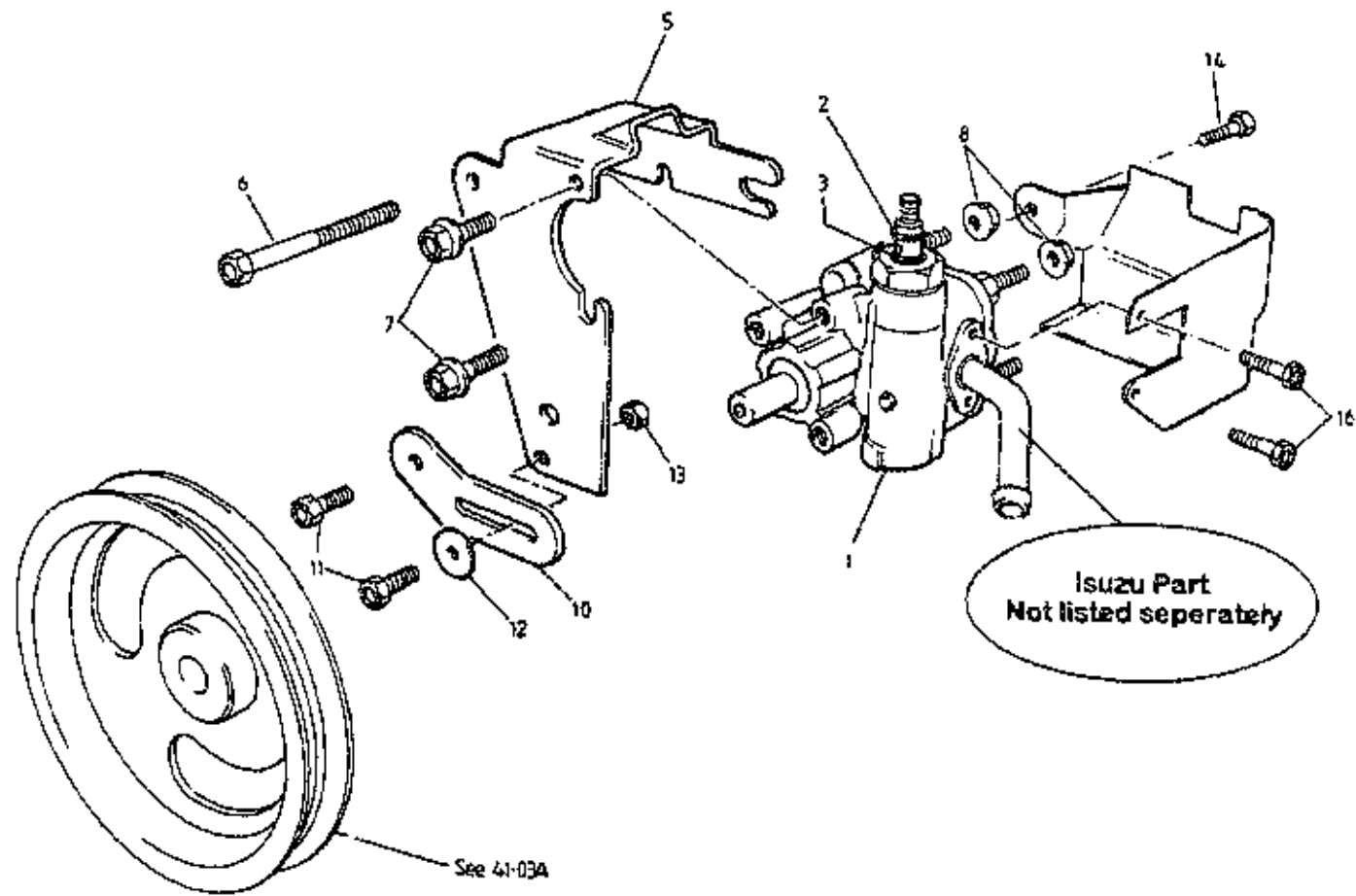
FUNCTION CODE	CONTENTS: Freon 12: Air Conditioning Compressor		QUANTITY		REMARKS
			FREON 12.		
40.23A	PART DESCRIPTION	PART NUMBER			
					This page for Freon 12 refrigerent type system. For R 134A (CFC Free) type, see 40.23B
1	Compressor, air conditioning	A100E6113F	1		
	'O' Ring Kit, compressor	A100P60348	1		
2	Bracket, compressor mounting	A100E6133F	1		
3	Bolt, M10, bracket to block	A100E6534F	4		
4	Washer, spring, M10, bracket to block	A075W4037Z	4		
5	Washer, flat, M10 x 20, " " "	A075W4024Z	4		
6	Bolt, M10, plate to bracket	A100E6536F	2		
7	Washer, spring, M10 plate to bracket	A075W4037Z	2		
8	Adjuster Strap, compressor fixing	A100E6061F	1		
9	Bolt, M10, compressor to bracket	A100E6535F	1		
10	Washer, M10, " " "	A100E6066F	1		



ELAN
4023 B (R134a CFC FREE)



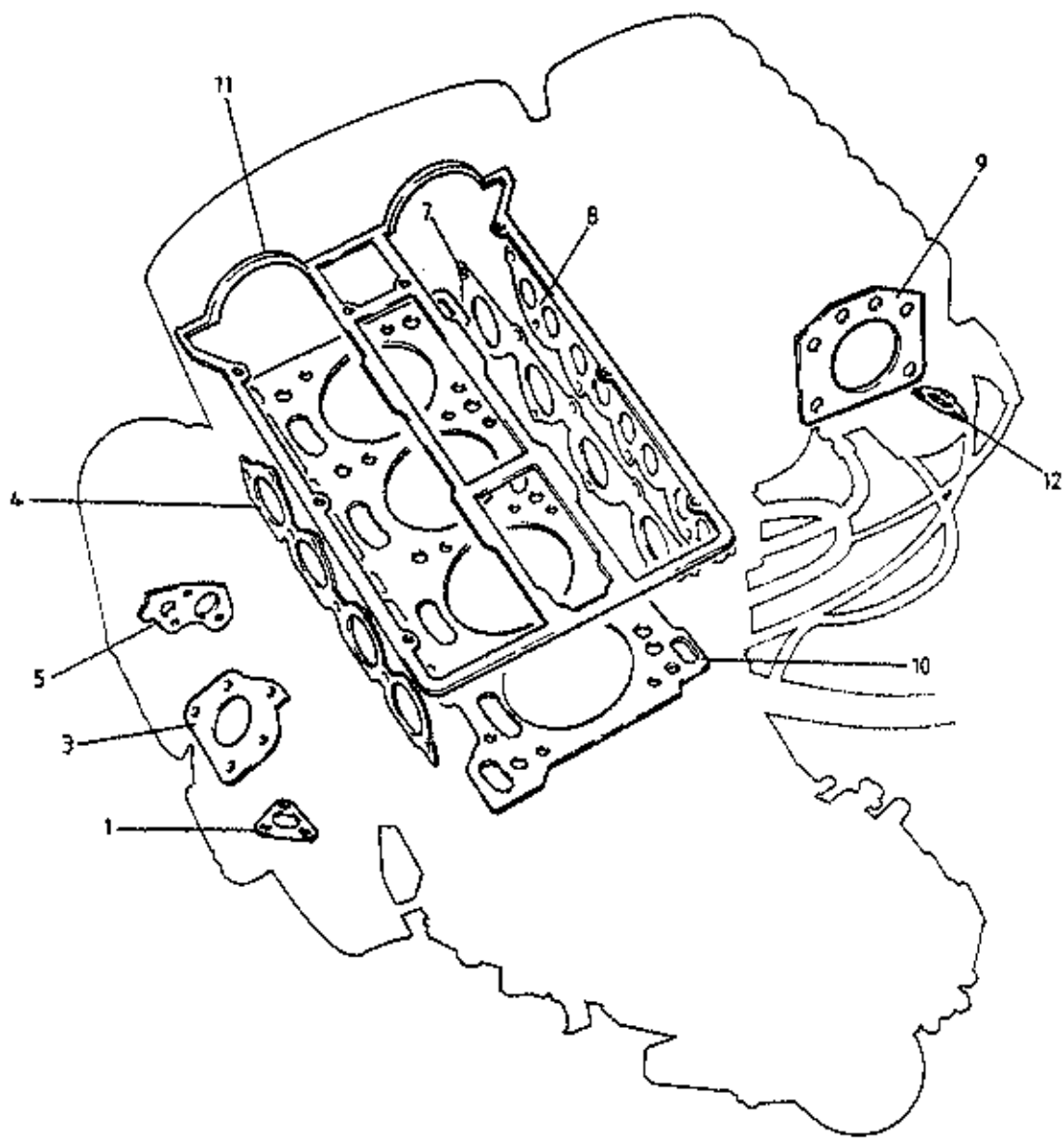
FUNCTION CODE	CONTENTS: R 134A: Air Conditioning Compressor		QUANTITY		REMARKS
			R 134A		
40.23B	PART DESCRIPTION	PART NUMBER	R 134A		
					This page for R 134A (CFC Free) type system. For Freon 12 refrigerant type, see 40.23A <i>Refer to S/B 1995/06 regarding R134a usage.</i>
1	Compressor, air conditioning, R 134A	A100E6568F	1		
2	Bracket compressor mounting	A100E6133F	1		
3	Screw, M10 x 35 socket head, bracket to block	A089W7097F	4		
4	Washer, spring, M10, bracket to block	A075W4037Z	4		
5	Washer, flat, M10 x 20 bracket to block	A075W4024Z	4		
6	Screw, M10 x 30 comp. upper plate/mtg. brkt.	A082W2019F	1		
7	Washer, spring M10, " " " "	A075W4037Z	1		
8	Spacer 3mm, compressor upper mounting	A100E0089F	1		
9	Plate, " " " "	B100E0087F	1		
10	Screw M10 x 35 compressor fixing, forward	A075W2051Z	3		
11	Washer, flat, M10 x 20 compressor fixing	A075W4024Z	11		
12	Nut, Nyloc, M10 " "	A075W3011Z	4		
13	Plate, compressor mounting, lower forward	B100E0088F	1) Inboard fixings
14	Spacer 19mm " " " "	A100E0091F	1)
15	" 10.5mm " " " rear	A100E0094F	1		
16	" " " " outboard	A100E0096K	1		
17	Plate, compressor mtg., lower rear	A100E0095F	1		
18	Screw M10 x 25, " " " "	A075W1048Z	1		
19	Bolt, M10 x 110, " " " inboard	A075W2066Z	1		
20	Bolt, M10 x 120, " " " outboard	A075W2064Z	1		



ELAN
40-25A



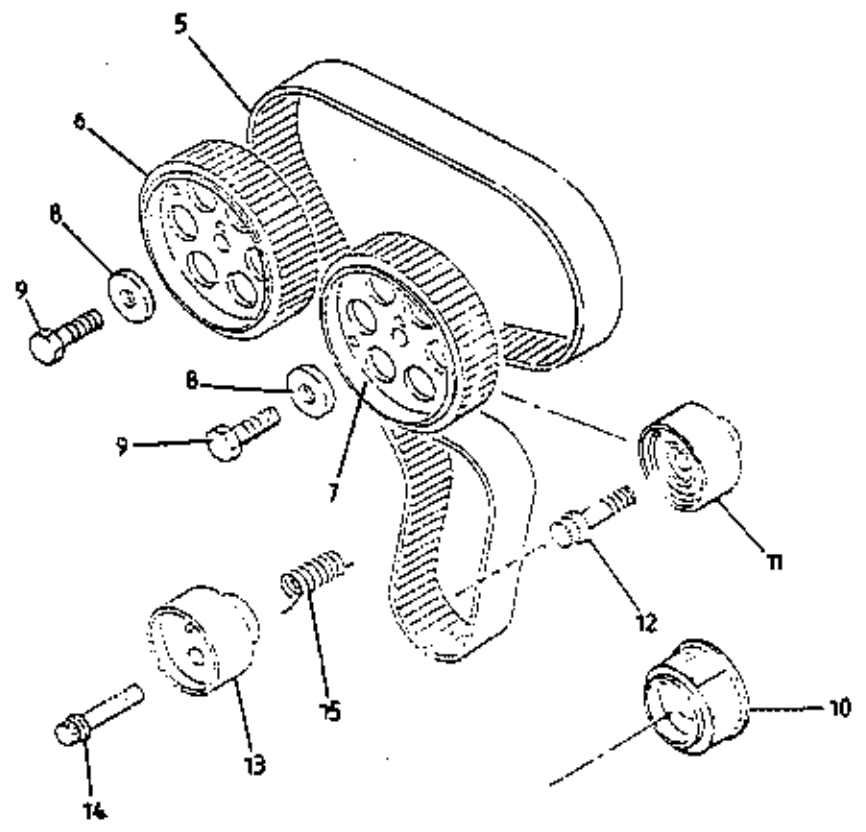
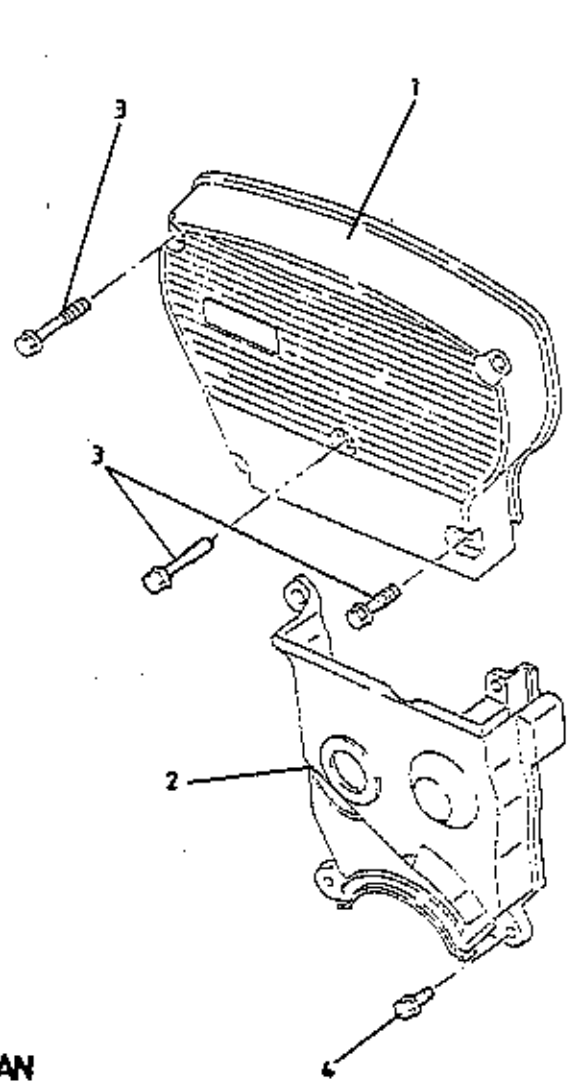
FUNCTION CODE	CONTENTS: Power Assisted Steering Pump	QUANTITY		REMARKS
		PART DESCRIPTION	PART NUMBER	
40.25A				
1	Pump, power assisted steering	A100E6125F	1	inc. heatshield
2	'O' Ring, PAS pump outlet, upper seal	A100E6541S	1	
3	" " " " lower "	A100E6542S	1	
5	Bracket, PAS pump mounting	A100E6068F	1	
6	Bolt, bracket fixing	A100E6129F	1	
7	Bolt, PAS pump to bracket	A100E6537F	2	
8	Nut, bracket to PAS pump	A100E6076F	2	
10	Adjuster Plate, PAS pump	A100E6069F	1	
11	Bolt, adjuster plate	A100E6070F	2	
12	Washer, adjuster plate bolt	A100E6071F	1	
13	Nut, adjuster plate lock	A100E6073F	1	
14	Bolt, heatshield to pump	A100E6072F	1	
16	Bolt, heatshield/inlet pipe to PAS pump	A100E6537F	2	
	High Pressure Switch, PAS pump	A100H6065S	1	



ELAN
40-28A



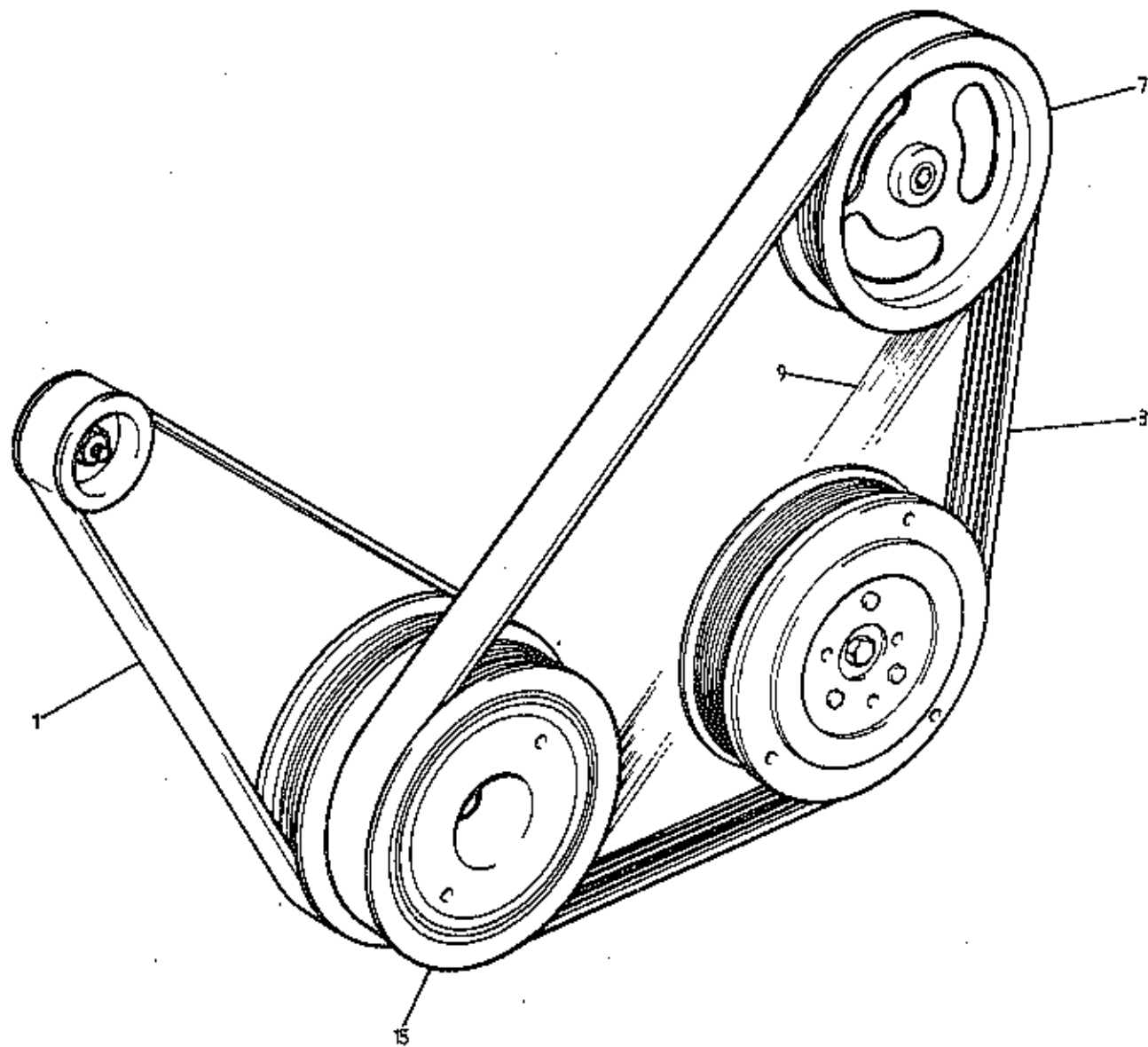
FUNCTION CODE	CONTENTS: Gaskets & Sealants	QUANTITY		REMARKS
		TURBO	N.A.	
40.28A	PART DESCRIPTION	PART NUMBER		
	Gasket Set, head overhaul	A100E6285S		1
	" " " "	A100E6286S	1	
	" " engine "	A100E6184S	1	
	" " " "	A100E6183S		1
1	Gasket, exhaust manifold to down pipe	A100E6043F		1
	" starter converter " " "	A100E6052F	1	
3	" turbo to exhaust manifold	A100E6096S	1	
4	" exhaust manifold to head	A100E6097S	1	1
5	" wastegate manifold to turbo	A100E6098S	1	
	" starter converter to wastegate manifold	A100E6099S	1	
7	" injector housing to cylinder head	A100E6100S	1	1
8	" " " " plenum	A100E6101S	1	1
9	" throttle body to plenum	A100E6102S	1	1
10	" cylinder head	A100E6103S		1
	" " "	A100E6104S	1	
11	" cam cover	A100E6284S	1	1
12	" E.G.R. Valve	A100E6109S	1	
	Sealant, cam cap	A100E6173F	A/R	A/R
	" sump joint	A100E6174F	A/R	A/R
	Permatbond A136, sump joint	A912E6421V	A/R	A/R
	Loctite 518, G/box sealant	A082F6514Z	A/R	A/R
				R/B A912E6421V



ELAN
4101A



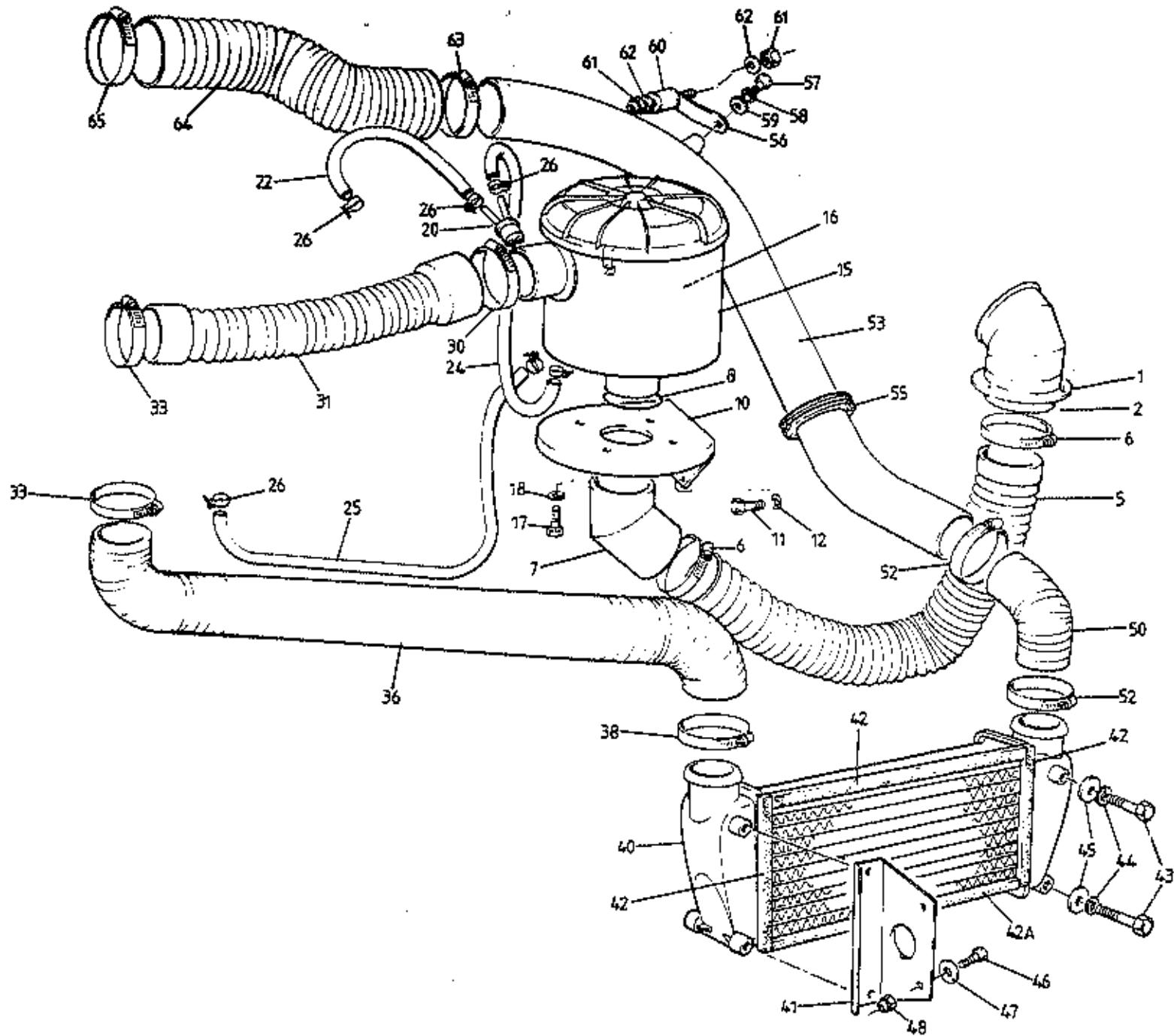
FUNCTION CODE	CONTENTS: Camshaft Belt, Toothed Pulleys, Tensioner		QUANTITY		REMARKS
			TURBO	N.A.	
41.01A	PART DESCRIPTION	PART NUMBER	TURBO	N.A.	
1	Cover, timing belt, upper	A100E6389S	1	1	
2	" " " lower	A100E6390S	1	1	
3	Bolt, 47mm long, cover fixing, upper	A100E6391S	5	5	
4	" 18mm " " " lower	A100E6392S	3	3	
5	Timing Belt	A100E6170S	1	1	
6	Timing Pulley, inlet	A100E6205S	1		
	" " "	A100E6206S		1	
7	" " exhaust	A100E6207S	1		
	" " "	A100E6208S		1	
8	Washer, timing pulley fixing	A100E6209S	2	2	
9	Bolt, " " "	A100E6210S	2	2	
10	Timing Pulley, crank	A100E6199S	1	1	
11	Idler Pulley Assembly	A100E6211S	1	1	
12	Bolt, idler pulley	A100E6212S	1	1	
13	Tensioner Pulley Assembly	A100E6214S	1	1	
14	Bolt, tensioner	A100E6215S	1	1	
15	Tension Spring	A100E6216S	1	1	



ELAN
4103A



FUNCTION CODE	CONTENTS: Auxiliary Drive Belts & Pulleys		QUANTITY		REMARKS
			ALL		
41.03A	PART DESCRIPTION	PART NUMBER	ALL		
1	Drive Belt, alternator	A100E6031F	1		
3	Drive Belt, A/C compressor/PAS pump	A100E6058F	1		
7	Pulley, PAS pump	A100E6126F	1		
9	Drive Belt, PAS pump	A100E6131F	1		No A/C
	" " A/C compressor	A100E6059F	1		No PAS (N.A.)
15	Crankshaft Pulley	A100E6240F	1		



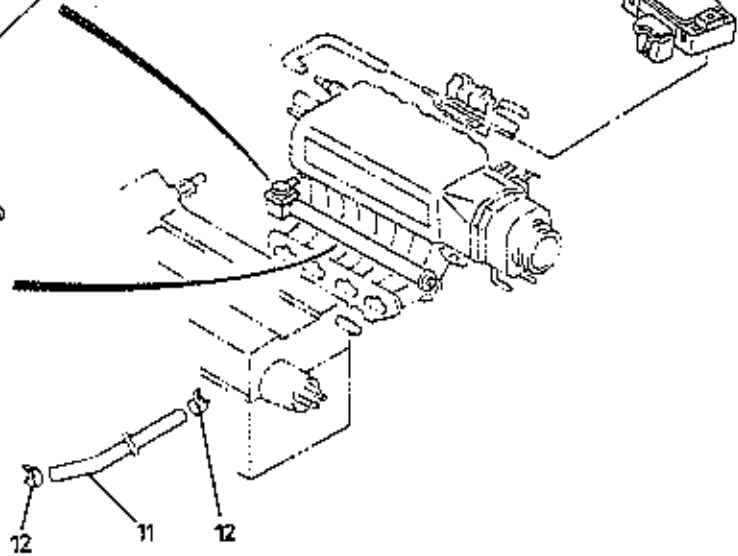
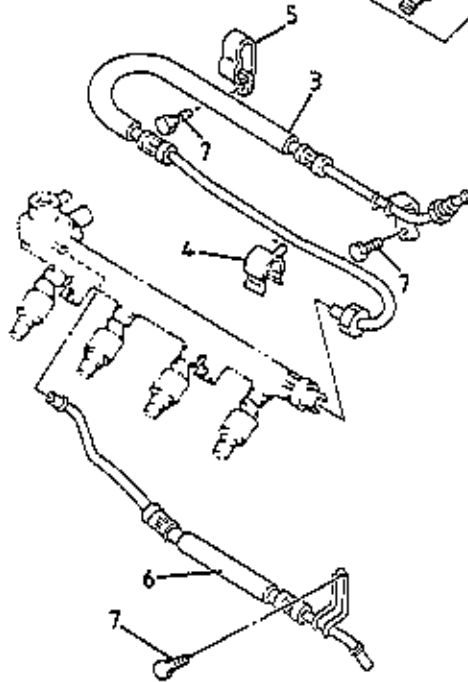
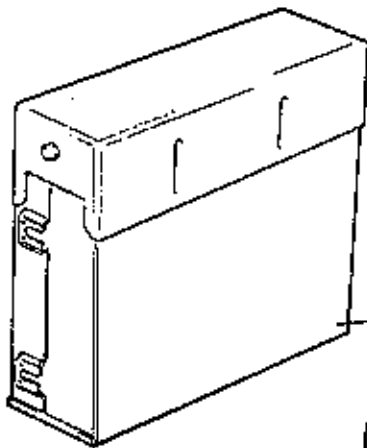
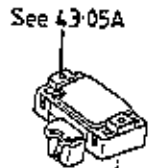
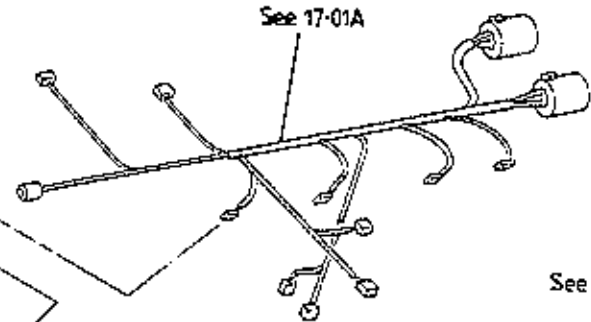
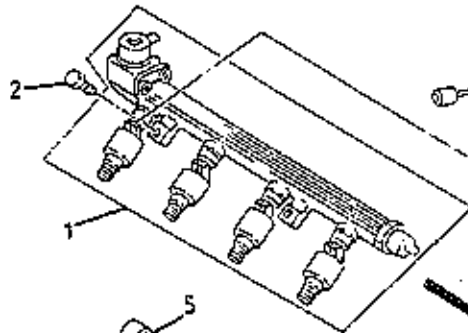
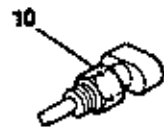
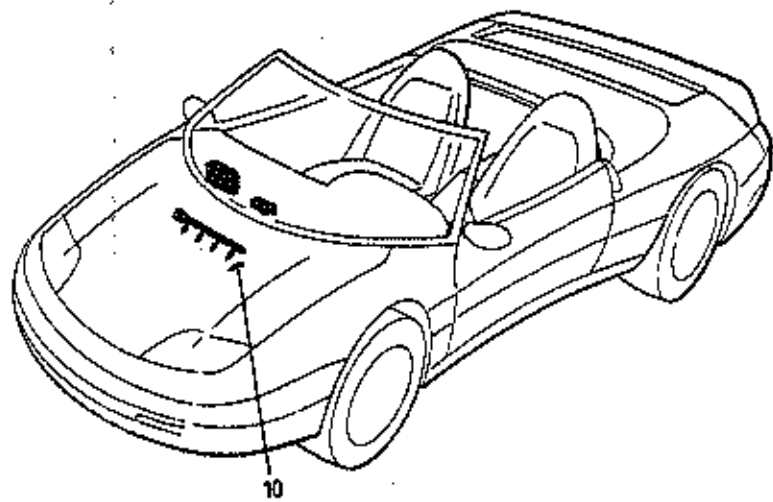
ELAN
4201A



FUNCTION CODE	CONTENTS: Airbox, Chargecooler, Induction Plumbing		QUANTITY		REMARKS
	PART DESCRIPTION	PART NUMBER	TURBO	N.A.	
42.01A					
1	Nozzle, air intake	A100E1293J	1	1	
2	Pop Rivet, air intake nozzle to c/cooler duct	A075W6069Z	3	3	
	Washer, pop rivet	A075W4062F	6	6	
5	Hose, air intake	C100E0039F	1	1	
6	Hose Clip, 70-90mm, air intake hose	A100E6083F	2	2	
7	Adaptor, air intake hose to air filter	A100E1295J	1	1	
8	'O' Ring, adaptor to bracket	A100E6138F	1	1	
10	Bracket, air filter mounting	C100E0040F	1	1	
11	Setscrew, M6 x 16, bracket fixing	A075W1028Z	3	3	
12	Washer (10) M6 x 12.1 x 1.4 A	A075W4013Z	3	3	
15	Air Filter Assembly	B100E6000F	1	1	
16	Air Filter Element	A100E6273H	1	1	
17	Setscrew, M6 x 10, air filter to bracket	A075W1026Z	4	4	
18	Washer, M6 x 12, " " " "	A075W4013Z	4	4	
20	Vent Spigot, hose take-off	C100E0035F	1	1	
	Blanking Cap, vent spigot	A100E6530F		1	
22	Hose, spigot to oil separator	A100E0053F	1		
	" " " cam cover	A100E0050F		1	
24	Hose, spigot to w/gate solenoid frequency valve	A100E6139K	1		350mm
25	" turbo " " " " "	A100E6140K	1		765mm
26	Hose Clip, 1/2"	A075J6082F	6	2) alternatives
	" " 11.1mm	A100E6143F	6	2)
30	" " intake hose to airbox	A075L6044F	1	1	
31	Hose, airbox to turbocharger	A100E0032F	1		
	" " " intake plenum	A100E0033F		1	
33	Hose Clip	A910E6829F	2	1	
36	Hose, turbocharger to chargecooler	A100E0045F	1		Except S.I.R.
	" " " "	A100E0071F	1		S.I.R.
38	Hose Clip, 50-70mm, hose to chargecooler	A100E6082F	1		
40	Chargecooler	A100E6053F	1		
41	Mounting Bracket, chargecooler	A100B0503F	1		
42	Neoprene Strip, chargecooler sealing to duct	A054B6110V	A/R		Except S.I.R.
42a	" " " " " "	A100E6011V	A/R		10mm thick 20mm thick



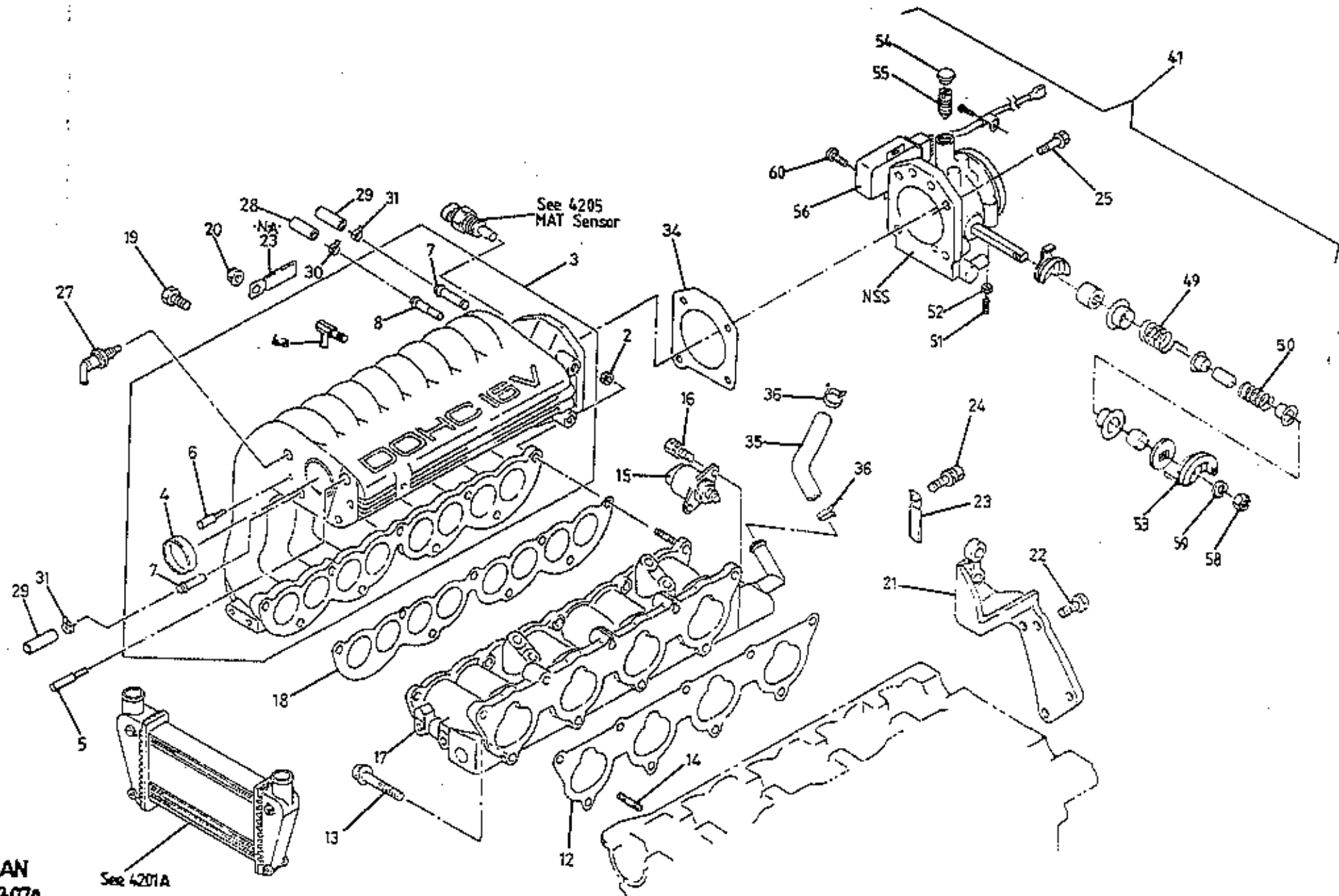
FUNCTION CODE	CONTENTS: Airbox, Chargecooler, Induction Plumbing		QUANTITY		REMARKS
			TURBO	N.A.	
42.01A					
	PART DESCRIPTION	PART NUMBER			
43	Setscrew, M6 x 18, chargecooler fixing	A075W1029Z	4		
44	Washer, spring, M6, " "	A075W4035Z	4		
45	Washer, flat, M6 x 25, " "	A075W4017Z	4		
46	Setscrew, M6 x 12, c/cooler brkt. to $\frac{1}{2}$ panel	A075W1027Z	2		
47	Washer, flat, M6 x 15, " " " " "	A075W4015Z	2		
48	Nut, Nyloc, M6, " " " " "	A075W3009Z	2		
50	Elbow, chargecooler to pipe	A100E0028F	1) Except S.I.R. R/B B100E0028F)
	" " " "	B100E0028F	1		
	" " " "	A100E0068F	1		
52	Hose Clip, elbow to chargecooler/pipe	A100E6082F	2		S.I.R.
53	Pipe, chargecooler to throttle body	C100E0031F	1		Except S.I.R. S.I.R.
	" " " "	A100E0069F	1		
55	Grommet, pipe thro' body	A100L0077F	1		
56	Support Strap, pipe	B100E0044F	1		
57	Setscrew, M6 x 12, strap to pipe	A075W1027Z	1		
58	Washer, spring, M6, " " "	A075W4035Z	1		
59	Washer, flat, M6 x 12, " " "	A075W4013Z	4		
60	Mounting Bobbin	B100E6266F	1		
61	Nut, Nyloc, M6, mounting strap	A075W3009Z	2		
62	Washer, flat, M6 x 12, " "	A075W4013Z	2		
63	Hose Clip, pipe to hose	A910E6389F	1		
64	Hose, pipe to intake throttle body	A100E0027F	1		
65	Hose Clip, hose to " "	A075L6044F	1		



ELAN
42-05A



FUNCTION CODE	CONTENTS: Fuel Injection System		QUANTITY		REMARKS
			TURBO	N.A.	
42.05A	PART DESCRIPTION	PART NUMBER			
1	Injector Rail Assembly	A100L6026S	1		
1a	Injector Rail Assembly	A100L6025S		1	
1b	Fuel Rail, bare	A100E6571S	1		
1c	Fuel Injector	A100E6574S	4		
1d	Gasket, fuel injector	A100E6575S	8		
1e	Clip, fuel injector	A100E6576S	4		
1f	Pressure Regulating Valve (P.R.V.)	A100E6572S	1		
1g	Seal Set, fuel rail	A100E6573S	1		
2	Bolt, fuel rail fixing	A100L6027S	2	2	
3	Pipe, fuel feed	A100L6028S	1	1	
4	Clip, fuel feed pipe	A100L6030S	1	1	
5	Clip, fuel feed hose	A100L6032S	1	1	
6	Pipe, fuel return	A100L6029S	1	1	
7	Bolt, fuel pipe fixing	A100L6327S	3	3	
10	Sensor, manifold air temperature (M.A.T.)	A100L6283S	1	1	
11	Hose, pressure regulating valve to plenum	A100L6033S	1	1	
12	Clip, pressure regulating valve to hose	A100L6036S	2	2	



ELAN
42-07A

See 4201A

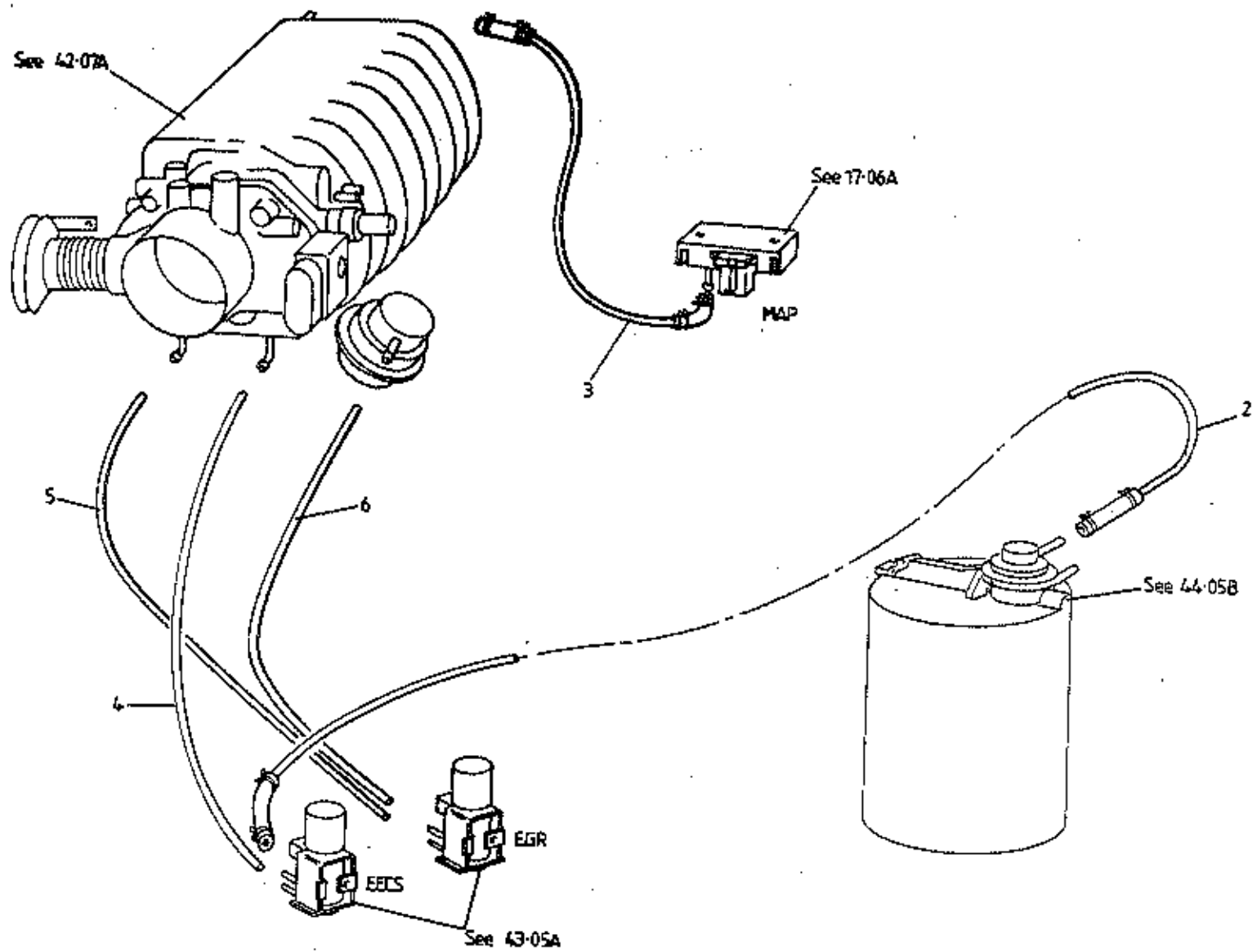
See 4205
MAT Sensor



FUNCTION CODE	CONTENTS: Inlet Manifold, Plenum Chamber, IAC Valve		QUANTITY		REMARKS
	PART DESCRIPTION	PART NUMBER	ALL		
42.07A					
2	Nut, lower intake manifold to plenum chamber	A100E6495S	4		
3	Plenum Chamber	A100E6496S	1		inc. * items
4	Core Plug, 35mm dia.	A100E6312S*	1		
4a	Connector Spigot, angled, brake take-off	A100E6498S*	1		
5	" " boost gauge transducer take-off	A100E6499S*	1		
6	" " PRV hose	A100E6500S*	1		
7	" " cam cover breather hose	A100E6501S*	2		
8	" " ventilation system take-off	A100E6499S*	1		
12	Gasket, lower intake manifold to head	A100E6100S	1		
13	Bolt, 35mm, lower intake manifold to head	A100E6502S	3		
	Bolt, 48mm, " " " " "	A100E6503S	4		
14	Stud, " " " " "	A100E6504S	2		
15	Valve, Idle Air Control (IAC)	A100E6505S	1		
16	Screw, IAC valve fixing	A100E6506S	2		
17	Lower Intake Manifold <i>incl. Vacuum valve induction</i>	A100E6507S	1		
18	Gasket, plenum chamber to lower intake manifold	A100E6101S	1		
19	Bolt, 28mm, plenum chamber fixing	A100E6508S	4		
	Bolt, 100mm, " " "	A100E6509S	5		
20	Nut, " " "	A100E6495S	5		
21	Bracket, plenum chamber support	A100E6511S	1		
22	Bolt, support bracket fixing	A100E6513S	5		
23	Harness Clip	A100E6514S	1) N.A.
24	Bolt, harness clip fixing	A100E6479S	1)
25	Bolt, throttle body fixing	A100E6516S	4		
27	Connector Spigot/Filter, MAP sensor take-off	A100E6517S	1		
28	Rubber Cap, port blanking	A100E6518S	1		Non-catalyst cars
29	" " " "	A100E6489S	2		
30	Clip, 11mm, blanking cap fixing	A100E6520S	1		Use with A100E6518S
31	Clip, 7.65mm, " " "	A100E6521S	2		" " A100E6489S
34	Gasket, throttle body to plenum	A100E6102S	1		
35	Hose, IAC valve to throttle body	A100E6524S	1		
36	Clip, IAC valve hose securing	A100E6372S	2		



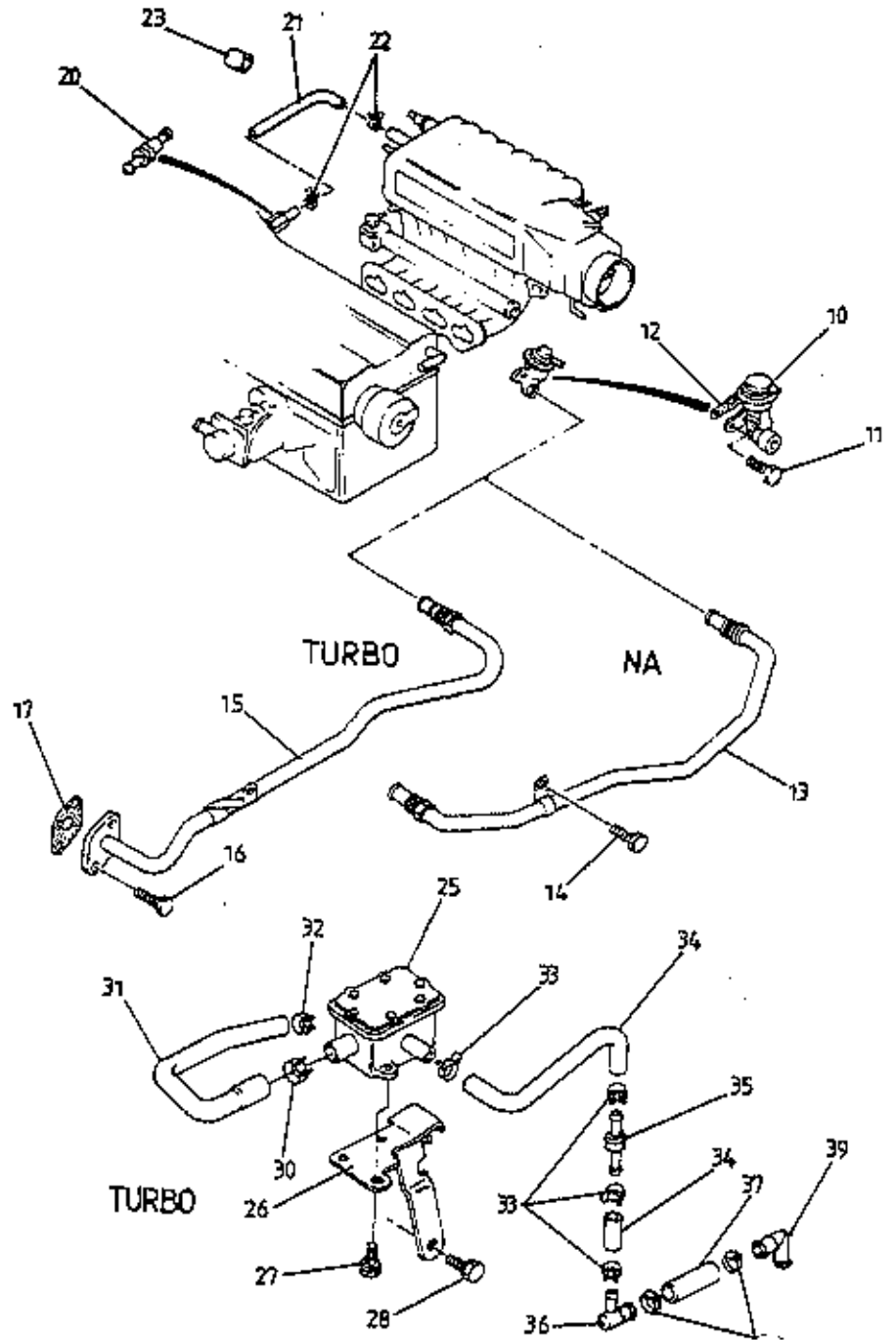
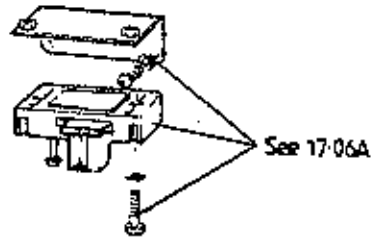
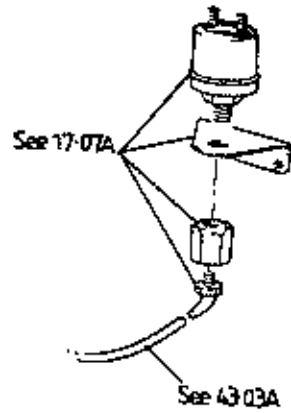
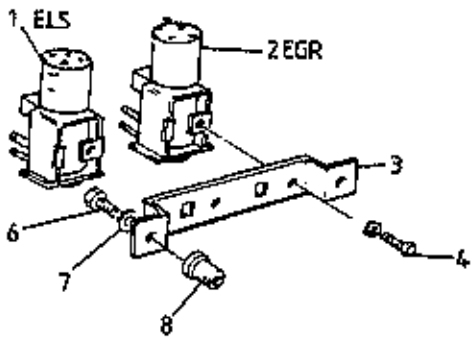
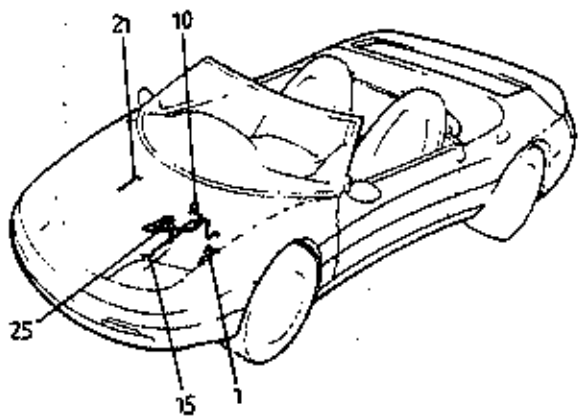
FUNCTION CODE	CONTENTS: Inlet Manifold, Plenum Chamber, IAC Valve		QUANTITY		REMARKS
			ALL		
42.07A	PART DESCRIPTION	PART NUMBER	ALL		
41	Throttle Body Assembly, primary	A100E6424S	1		inc. * items
49	Spring, main, throttle valve spindle	A100E6425S*	1		
50	" assistor, " " "	A100E6426S*	1		
51	Adjusting Screw, throttle stop	A100E6427S*	1		
52	Lock Nut, adjuster screw	A100E6428S*	1		
53	Quadrant, throttle cable to spindle	A100E6429S*	1		
54	Anti-Tamper Plug, throttle by-pass screw	A100E6430S*	1		
55	Screw, throttle by-pass	A100E6431S*	1		
56	Throttle Position Sensor (TPS)	A100E6432S*	1		
58	Nut, throttle spindle	A100E6433S*	1		
59	Spring Washer, throttle spindle	A100E6434S*	1		
60	Screw, sensor fixing	A100E6435S*	1		



ELAN
4303A



FUNCTION CODE	CONTENTS: Emission System Vacuum Hoses		QUANTITY		REMARKS
			NON CAT.	CAT.	
43.03A	PART DESCRIPTION	PART NUMBER	NON CAT.	CAT.	
2	Vacuum Hose, canister to vacuum solenoid valve	A100L0119F		1	
3	" " plenum to MAP sensor	A100L0117F	1	1	
4	" " throttle body to EECS VSV	A100L0092K		1	(evaporative emission control system)
5	" " " " " EGR VSV	A100L0093K	1	1	(exhaust gas recirculation)
6	" " EGR valve to EGR VSV	A100L0094K	1	1	
7	Tie Wrap, 90mm, vacuum hose securing	A100U6025P	A/R	A/R	



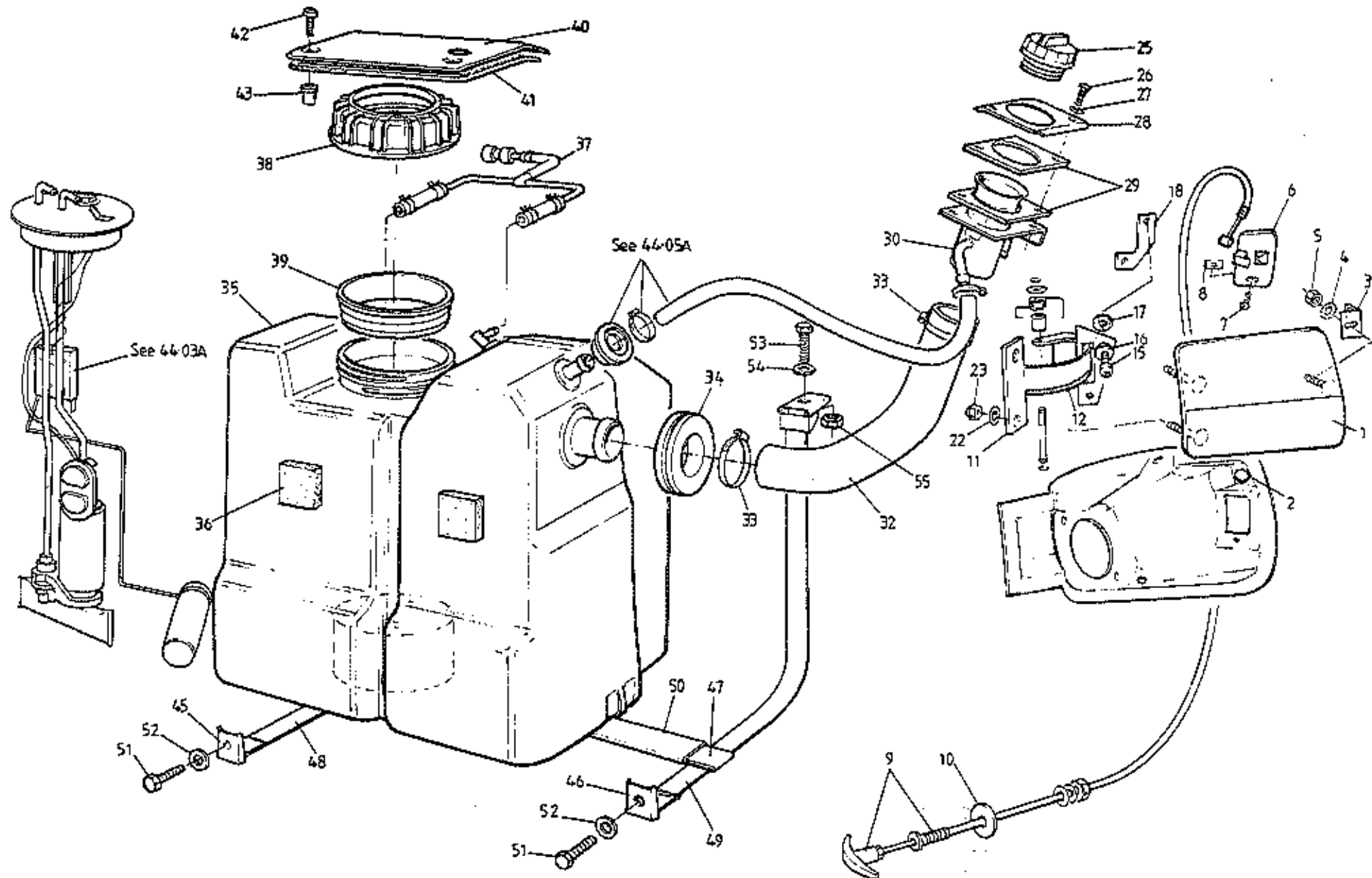
ELAN
43-05A



FUNCTION CODE	CONTENTS: Vacuum Valves, EGR Valve, Crankcase Breathers		QUANTITY		REMARKS	
	PART DESCRIPTION	PART NUMBER	N.A.	TURBO		
43.05A						
1	Vacuum Solenoid Valve (VSV), EECS	A100L0047F		1) M4 solenoid fixings	
2	" " " " EGR system	A100L0047F	1	1		
3	Bracket, VSV mounting	A100E0015F	1	1		
4	Screw, M4 x 6, VSV to mounting bracket	A100W5136F	2	2		
	Vacuum Solenoid Valve (VSV), EECS	B100L0047F		1		> M5 solenoid fixings
	" " " " EGR system	B100L0047F	1	1		
	Bracket, VSV mounting	B100E0015F	1	1		
	Screw, M5 x 6, VSV to mounting bracket	A100W5204F	2	2		
6	Screw, M5 x 10, mounting bracket fixing	A082W5097F	2	2		
7	Washer, M5 x 10, " " "	A075W4011Z	2	2		
8	Rawlnut, M5, " " "	A075W6074F	2	2		
10	Exhaust Gas Recirculation (EGR) Valve	A100E6470S	1		except California) California (with temp. sensor)	
	" " " " "	A100E6472S		1		
	" " " " "	A100E6274H		1		
	Temperature Sensor, EGR valve	A100E6275H		1		
	Bolt, EGR valve to exhaust manifold	A100E6471S	2	2		
12	Gasket, EGR valve to exhaust manifold	A100E6109S	1	1		
13	Pipe, " "	A100E6474S	1			
14	Bolt, " pipe fixing	A100E6196S	1			
15	Pipe, "	A100E6473S		1		
16	Bolt, EGR pipe fixing	A100E6493S		2		
17	Gasket, " " sealing	A100E6494S		1		
20	Positive Crankcase Ventilation (PCV) valve	A100E6475S	1	1		
21	Hose, PCV valve to plenum	A100E6476S	1	1		
22	Clip, PCV valve hose securing	A100E6477S	2	2		
25	Separator, oil/air	A100E6018S		1		
26	Bracket, separator support	A100E6478S		1		
27	Bolt, separator to bracket	A100E6479S		3		
28	Bolt, separator support bracket fixing	A100E6480S		1		
30	Clip, cam cover hose to separator	A100E6448S		1		
31	Hose, " " " "	A100E6481S		1		
32	Clip, " " hose to cam cover	A100E6491S		1		
33	Clip, oil separator drain hose securing	A100E6477S		4		



FUNCTION CODE	CONTENTS: Vacuum Valves, EGR Valve, Crankcase Breathers		QUANTITY		REMARKS
			N.A.	TURBO	
43.05A	PART DESCRIPTION	PART NUMBER			
34	Hose, separator to non-return valve	A100E6490S		1	
35	Non-return Valve, oil seperator drain hose	A100E6487S		1	
36	Elbow Pipe, " " " "	A100E6483S		1	
37	Hose, oil drain	A100E6484S		1	
38	Clip, oil drain hose securing	A100E6485S		2	
39	Elbow Pipe, oil drain	A100E6488S		1	



ELAN
 4401A

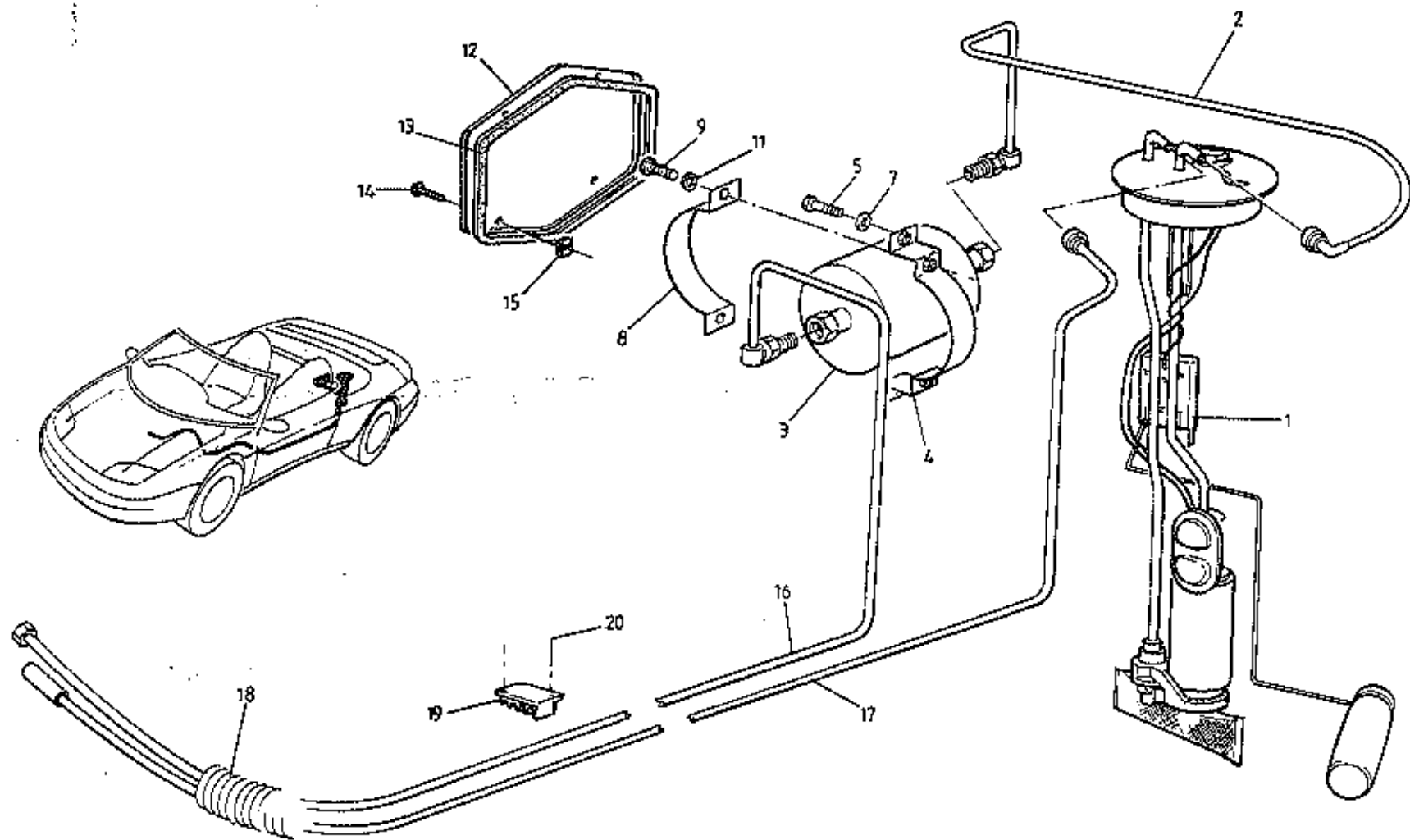


FUNCTION CODE	CONTENTS: Fuel Tank, Filler Neck, Flap & Release Mechanism		QUANTITY		REMARKS
	PART DESCRIPTION	PART NUMBER	ALL		
44.01A					
1	Fuel Filler Flap (in primer)	A100B0244K	1		
2	Buffer, fuel filler flap shut stop	A100B6112F	2		
3	Striker, fuel filler flap	B100U0094F	1		
4	Washer, flat, striker to flap	A075W4000Z	1		
5	Nut, Nyloc, M5, " " "	A075W3008Z	1		
6	Latch, fuel filler flap release	A082U6122F	1		
7	Screw, No.6 x 1/2", latch to body	A089W5138F	1		
8	Spire Nut, No.6, " " "	A075W6013Z	1		
9	Cable Assembly, fuel filler flap release	C100B0607F	1		
10	Washer, fuel filler flap release cable/body	A075W4025Z	1		
11	Hinge Assembly, fuel filler flap	B100U0091F	1		
12	Edging Strip, hinge	A085U6080V	A/R		
15	Screw, M5 x 16, hinge to body	A100W7101F	2		
16	Washer, flat, " " "	A100W4134F	2		
17	Washer, neoprene, " " "	A082W4115F	2		
18	Tapping Plate, " " "	A100U0413F	1		
22	Washer, flat, fuel filler flap to hinge	A075W4000Z	2		
23	Nut, Nyloc, M5, " " " " "	A075W3008Z	2		
25	Fuel Filler Cap	A100L6013F	1		
26	Screw, clamp plate to body	A075W5081F	2		
27	Washer, " " " "	A082W4099F	2		
28	Clamp Plate, fuel filler neck	B100L0086F	1		
29	Seal, fuel filler neck	B100L0085F	2		
30	Filler Neck, leaded & unleaded fuel	A100L6040F	1		Non-catalyst
	" " unleaded fuel	A100L6009F	1		Catalyst.
32	Hose, fuel filler	A100L0034F	1		
33	Hose Clip, hose to filler neck & tank	A910E6389F	2		
34	Grommet, filler hose thro' body	A100L0077F	1		
35	Fuel Tank Assembly, plastic	B100L0087F	1		
	" " " "	D100L0087F	1		
36	Pad, fuel tank to body	B100L0089H*	7		
	Balance Pipe Assembly	A100L0113F	1		
37	" " " "	A100L0139F	1		
38	Locking Ring, fuel pump/sender to tank	A100L0033H*	1		
39	Sealing Ring, " " " " "	A100L0032H*	1		

R/S A082L 4337S (square flange form
R/B D100L0087F see S/B 1990/37) inc. * items
NB D100L0022H (without pump/sender) & pump/sender
Prior VIN M 6634 without breather take-off
From VIN M 6634 with breather take-off



FUNCTION CODE	CONTENTS: Fuel Tank, Filler Neck, Flap & Release Mechanism		QUANTITY		REMARKS
			ALL		
44.01A	PART DESCRIPTION	PART NUMBER	ALL		
40	Access Cover Assembly, fuel pump/sender unit	B100B0270J	1		Inc. seal
41	Seal, access cover to body	A100B0276F	1		
42	Screw, M5 x 16, access cover to body	A082W5107F	4		
43	Rawlnut, M5, " " " "	A075W6074F	4		
45	Strap Assembly, fuel tank securing, inner	A100L0128K	1		
46	" " " " outer	A100L0129K	1		
47	Bracing Strap, " " "	A100L0132F	1		
48	Protective Sleeve, inner strap	A100L0135K	1		595mm
49	" " outer "	A100L0134K	1		690mm
50	" " bracing "	A100L0136K	1		200mm
51	Setscrew, M10 x 25, strap lower fixing	A100L6003F	2		
52	Washer, strap fixing screw	A075W4024Z	2		
53	Bolt, M10 x 45, strap upper fixing	A075W2053Z	2		
54	Washer " " "	A075W4024Z	2		
55	Locknut, M10, " " "	A075W3024Z	2		
56	Escutcheon-Release Lever	A100B0598K	1	Note	also used on hood storage release.

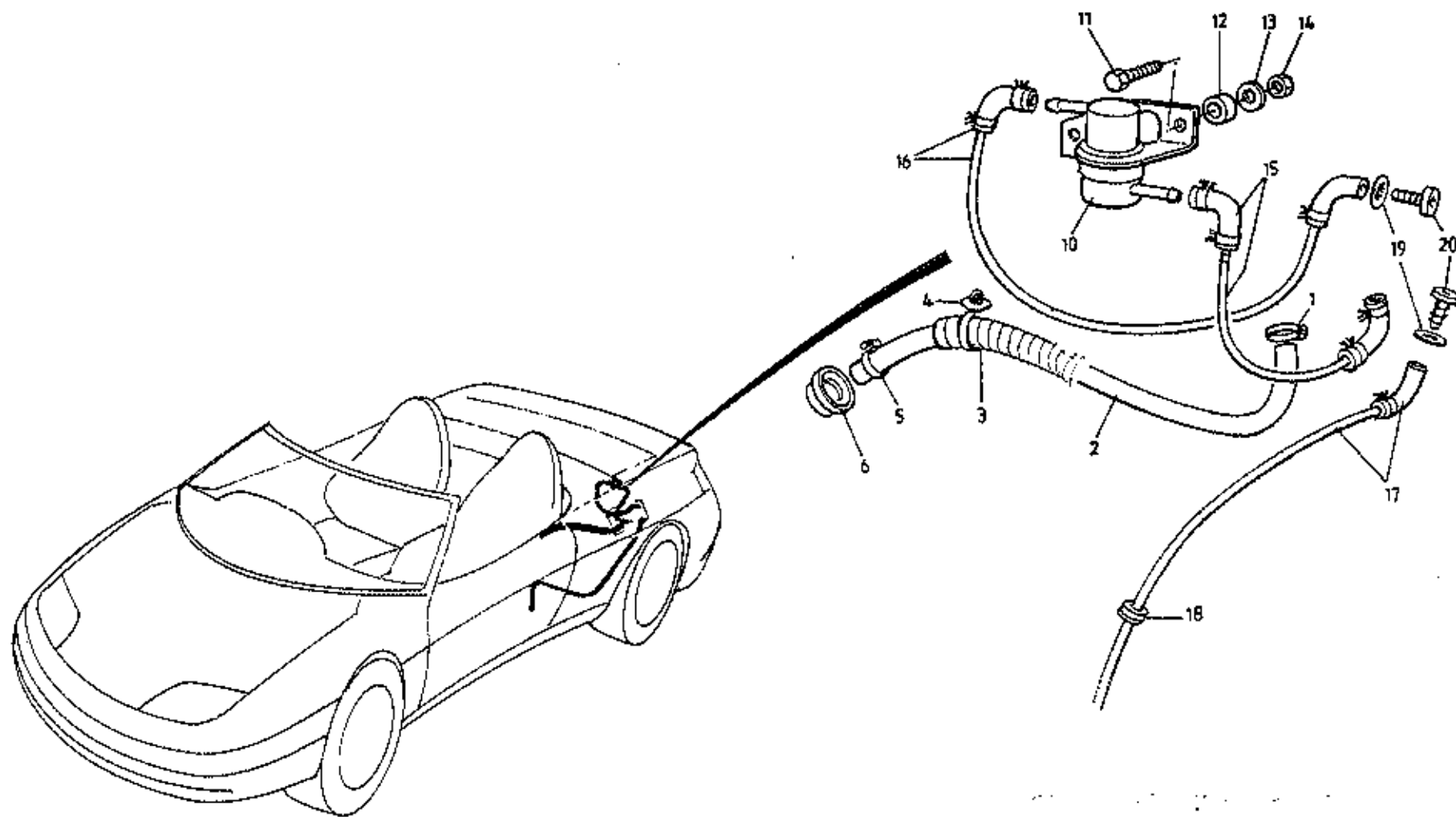


ELAN
4403A



FUNCTION CODE	CONTENTS: Fuel Pump/Sender Unit, Filter & Pipes		QUANTITY		REMARKS
	PART DESCRIPTION	PART NUMBER	ALL		
44.03A					
1	Fuel Pump/Gauge Sender Assembly	B100L0031H	1		
2	Pipe, pump to filter	B100L0110F	1		
3	Fuel Filter	A910E6929F	1		
4	Bracket, fuel filter	A100L0053F	1		
5	Setscrew, M6 x 16, filter bracket fixing	A075W1028Z	2		
7	Washer, flat, M6 x 12, " " "	A075W4013Z	2		
8	Clamp Plate, fuel filter bracket	B100L0058F	1		
9	Setscrew, M6 x 16, filter clamping	A075W1028Z	2		
11	Washer, flat, M6 x 12, " " "	A075W4013Z	2		
12	Access Cover Assembly, fuel filter	A100B0395J	1		
13	Seal, fuel filter access cover	A100B0274K	1		Inc. seal
14	Screw, " " " " fixing	A075W5037Z	4		
15	Captive Nut No.8, " " "	A100W6407F	4		
16	Pipe, fuel feed	A100L0130F	1		
17	" " return	B100L0112F	1		
18	Convolute Tubing, fuel pipe protection	A100L6005F	1		
19	Support Clip, fuel/evaporative loss pipes	B100L0072F	7		620mm
20	Pop Rivet, support clip fixing	A075W6071Z	14		
	'O' ring, fuel feed/return pipes to pump	A100L6039S	2		Black nitrile
	" " " " " " "	A100L6038S	2		Green viton
	'O' Ring, fuel filter connections	A100L6045S	2		

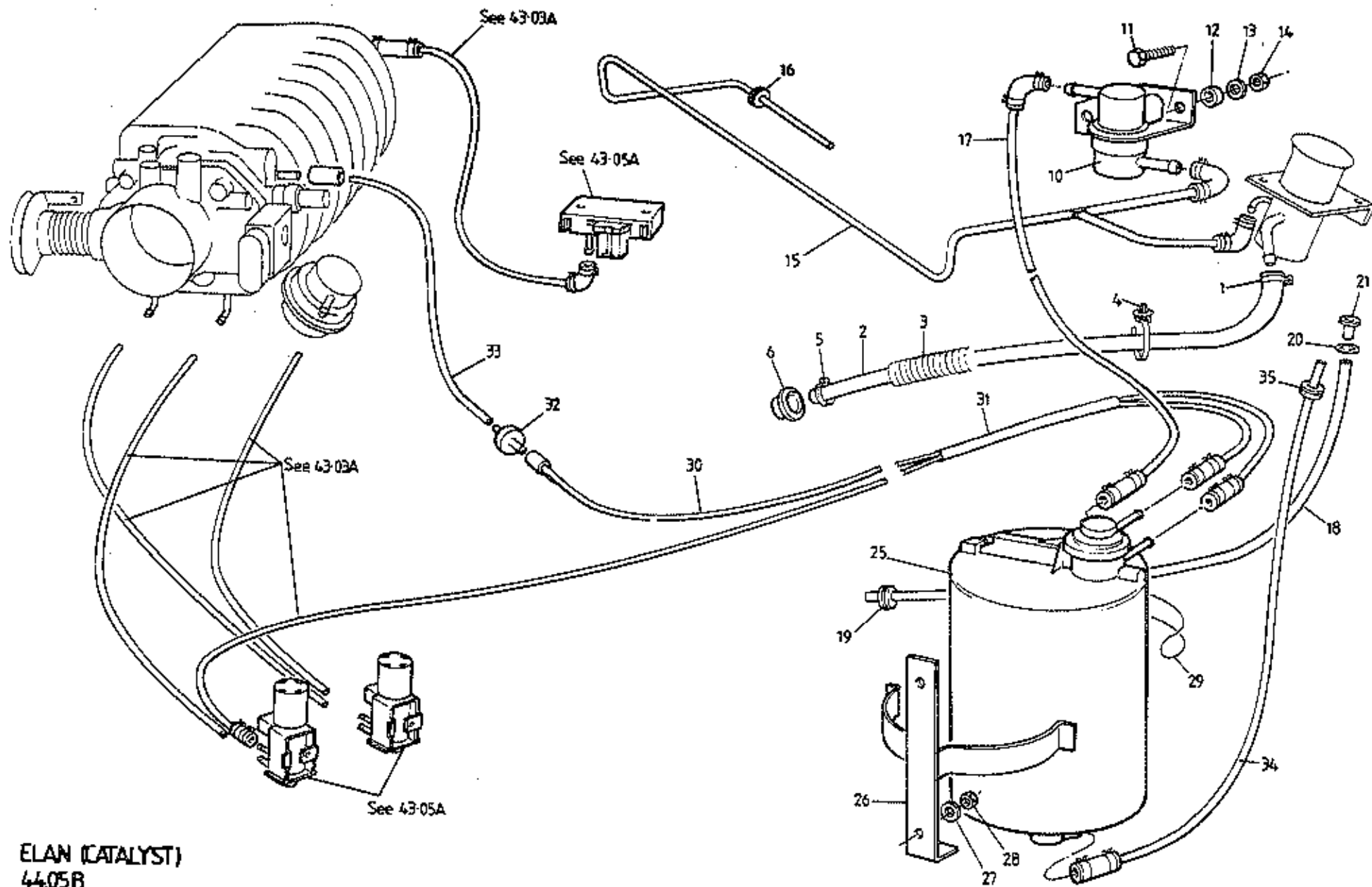
→ R/E A100L6047S
 (fuel pump only)
 Sender unit NLA



ELAN (NON-CATALYST)
4405A



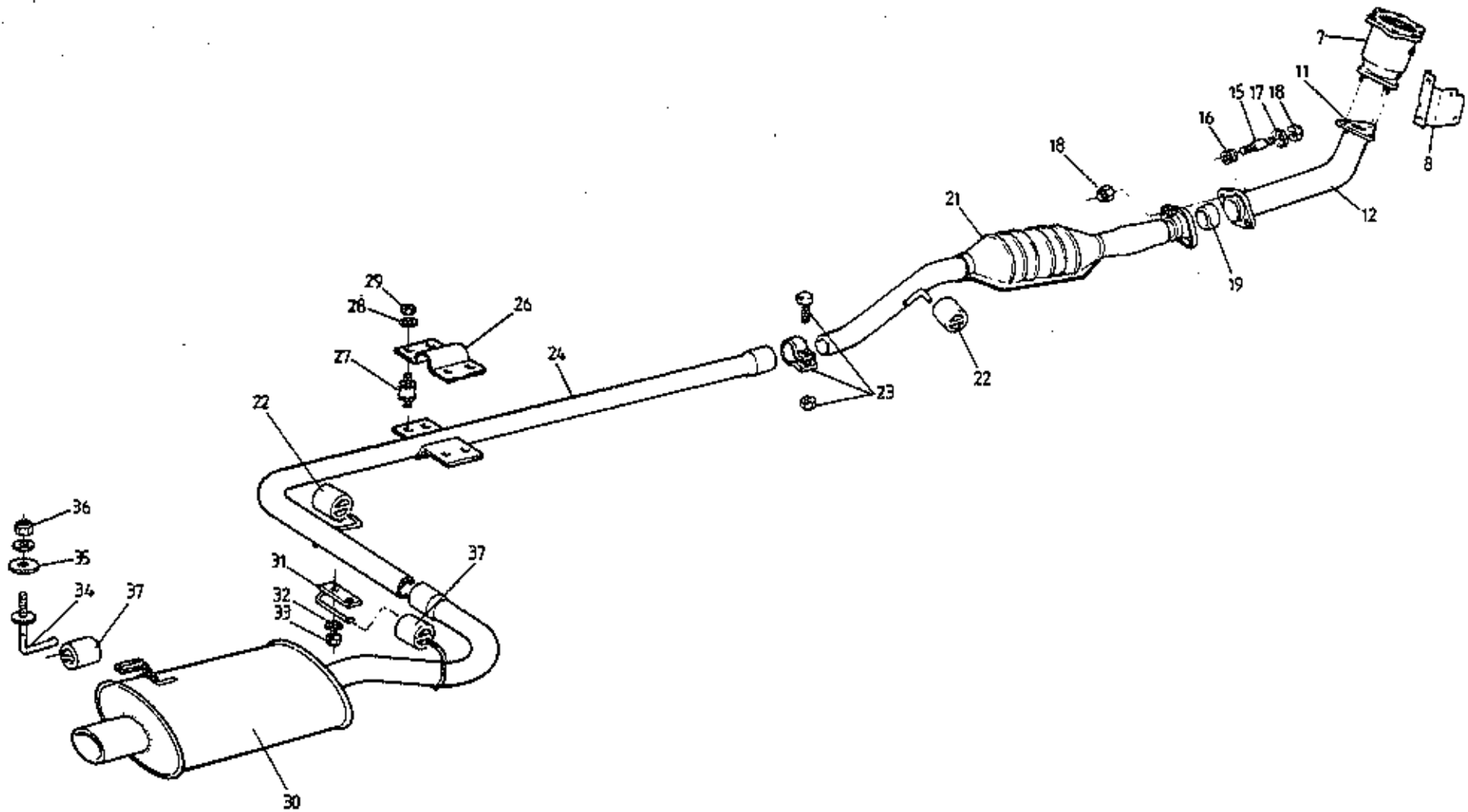
FUNCTION CODE	CONTENTS: Non-Catalyst: Fuel Tank Breathers		QUANTITY		REMARKS
	PART DESCRIPTION	PART NUMBER	NON CAT.		
44.05A					
1	Hose Clip, 16-25mm, filler breather hose upper	A079K6018F	1		This page for non-catalyst cars only. For catalyst cars breather system, see 44.05B Prior VIN * From VIN * * VIN M 6634 (ref S/B 1990/37)
2	Hose, fuel tank filler breather	A100L0037F	1		
3	Convolute Tubing, breather hose protection	A082V7779V	A/R		
4	Tie Wrap, breather hose securing	A100W6414F	1		
5	Hose Clip, 12-20mm, filler breather hose to tank	A079M6132F	1		
6	Grommet, filler breather hose thro' body	A100L0078F	1		
10	Roll-Over Valve, breather system	A075L6036F	1		
11	Setscrew, roll-over valve fixing	A075W1031F	2		
12	Spacer, " " " "	A100L6007F	2		
13	Washer, " " " "	A075W4013Z	2		
14	Nut, " " " "	A075W3009Z	2		
15	Breather Pipe Assembly, valve to filler neck	B100L0114F	1		
	" " " bal. pipe/R.O. valve/F.N.	A100L0140F	1		
16	" " " valve to vent	A100L0115F	1		
17	Drain Tube Assembly, filler recess	A100L0116F	1		
18	Grommet, drain tube thro' body	A075U6083V	1		
19	Self Locking Ring, vent & drain connectors	A100L6015F	2		
20	Connector, vent & drain	A100L0088F	2		



ELAN (CATALYST)
44.05B



FUNCTION CODE	CONTENTS: Catalyst: Breathers & Evaporative Loss System		QUANTITY		REMARKS
	PART DESCRIPTION	PART NUMBER	CAT.		
44.05B					
					This page for catalyst cars only. For non-catalyst cars breather system, see 44.05A.
1	Hose Clip, 16-25mm, filler breather hose upper	A079K6018F	1		
2	Hose, fuel tank filler breather	A100L0037F	1		
3	Convolute Tubing, breather hose protection	A082V7779V	A/R		
4	Tie Wrap, breather hose securing	A100W6414F	1		
5	Hose Clip, 12-20mm, filler breather hose to tank	A079M6132F	1		
6	Grommet, filler breather hose thro' body	A100L0078F	1		
10	Roll-Over Valve, breather system	A075L6026F	1		
11	Setscrew, roll-over valve fixing	A075W1031F	2		
12	Spacer, " " " "	A100L6003F	2		
13	Washer, " " " "	A075W4013Z	2		
14	Nut, " " " "	A075W3009Z	2		
15	Breather Pipe Assembly, bal. pipe/R.O. valve/F.N.	A100L0140F	1		
16	Grommet, breather pipe thro' body	A075U6023V	1		
17	Breather Pipe Assembly, valve to canister	A100L0120F	1		
18	Drain Tube Assembly, filler recess	A100L0116F	1		
19	Grommet, drain tube thro' body	A075U6023V	1		
20	Self Locking Ring, vent & drain connectors	A100L6015F	2		
21	Connector, vent & drain tubes	A100L0088F	2		
25	Canister, evaporative emission control system	A100L0036F	1		EBCS
26	Bracket, canister mounting	B100L0065F	1		
27	Washer, M6 x 12, lower bracket fixing	A075W4013Z	1		
28	Nut, Nyloc, M6, " " "	A075W3009Z	1		
29	'O' Ring, canister to mounting bracket	A089U6115F	1		
30	Purge Pipe, canister to non-return valve	B100L0118F	1		
31	Conduit Tubing, canister pipe protection	A075U6023V	A/R		
32	Non-Return Valve, canister purge pipe	A910B6883F	1		
33	Purge Pipe, non-return valve/plenum	A100L0091K	1		
34	Breather Pipe Assembly, canister to filler recess	B100L0121F	1		
35	Grommet, breather pipe thro' body	X036L6004Z	1		



ELAN
4501A

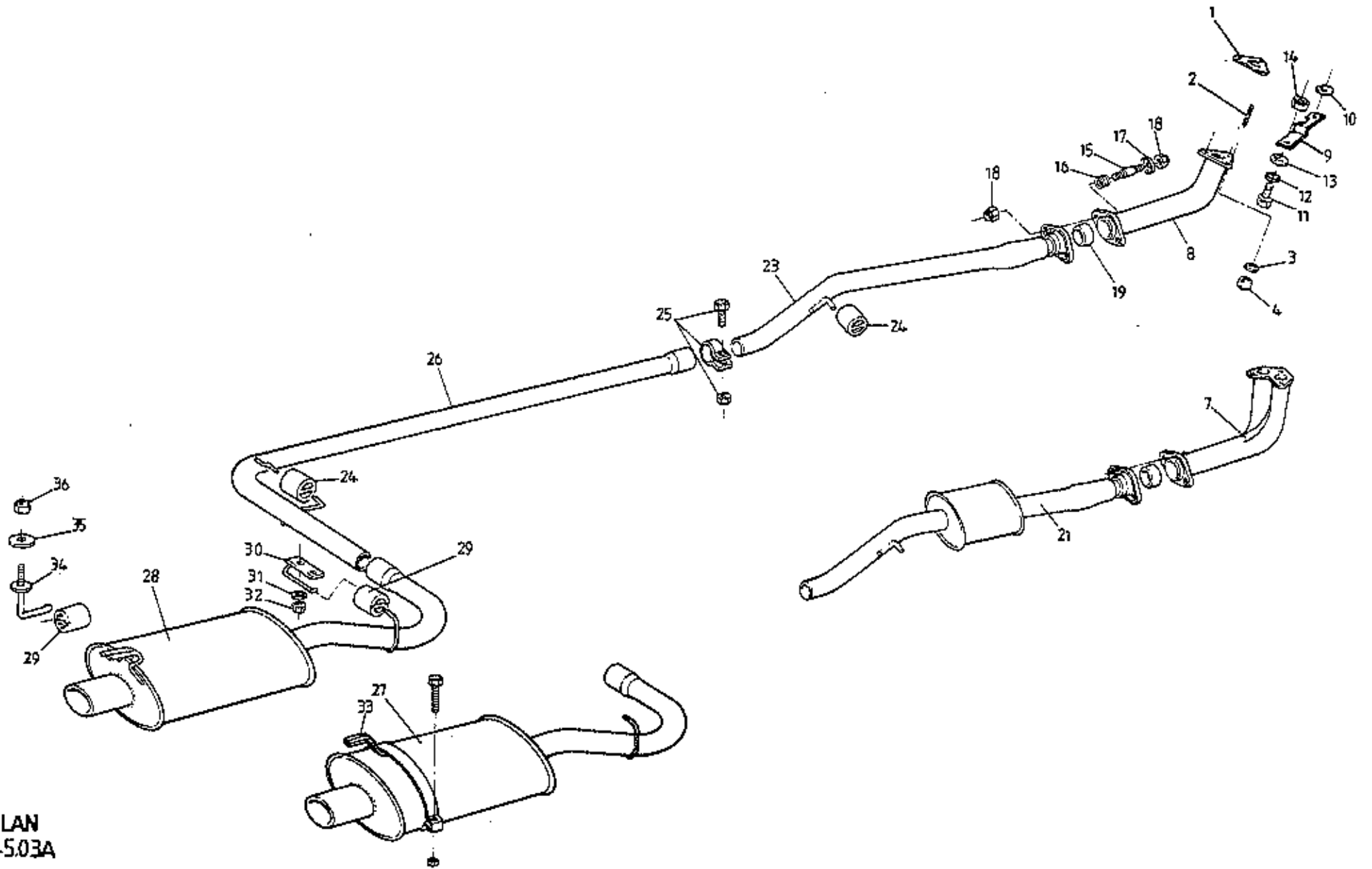


FUNCTION CODE	CONTENTS: Catalyst Exhaust System		QUANTITY		REMARKS
			PRIOR VIN *	FROM VIN *	
45.01A	PART DESCRIPTION	PART NUMBER			
7	Starter Catalytic Converter	A100E6268H	1	1	
8	Brace, starter catalyst	A100E6026F	1	1	
	Bolt, M8 x 18, brace to starter catalyst	A100E6450S	2	2	
	Washer, " " " "	A100E6071F	2	2	
	Bolt, M10 x 20, brace fixing	A100E6451S	2	2	
	Washer, " " " "	A100E6065F	2	2	
11	Gasket, downpipe to starter catalyst	A100E6052F	1	1	
	Stud, downpipe upper fixing	B100E6164S	3	3	
	Washer, M10 x 20, downpipe upper fixing	A075W4024Z	3	3	
	Nut, M10, " " " "	A100S6006F	3	3	
12	Downpipe, exhaust	B100S0061F	1		
	" " " "	A100S6019F		1	
15	Stud, downpipe spherical joint	A100S0030F	2	2	
16	Spring, " " " "	A100S0032F	2	2	
17	Washer, spring retainer, spherical joint	A100S0031F	2	2	
18	Nut, M10, Kaylock, " " " "	A089W3082F	2	2	
19	Seal, downpipe spherical joint	A100S6005F	1		
	" " " "	A100S6020F		1	
21	Catalytic Converter	F100SC024F	1		
	" " " "	A100S6021F		1	
	" " (inc. heatshield)	A100S0068J		1	> Japan
	Sensor, exhaust gas temperature	A100E6276H	1	1	>
22	Rubber Mounting, exhaust system to chassis	A083S6026F	2	2)alternatives
	" " " " " "	A100S6014F	2	2)
23	Clamp Assembly, " " " "	A100S6011F	2	2	inc. fixings
24	Intermediate Pipe, exhaust	A100S0060F	1		
	" " " "	A100S6023F		1	

* VIN R 6001 (S2)



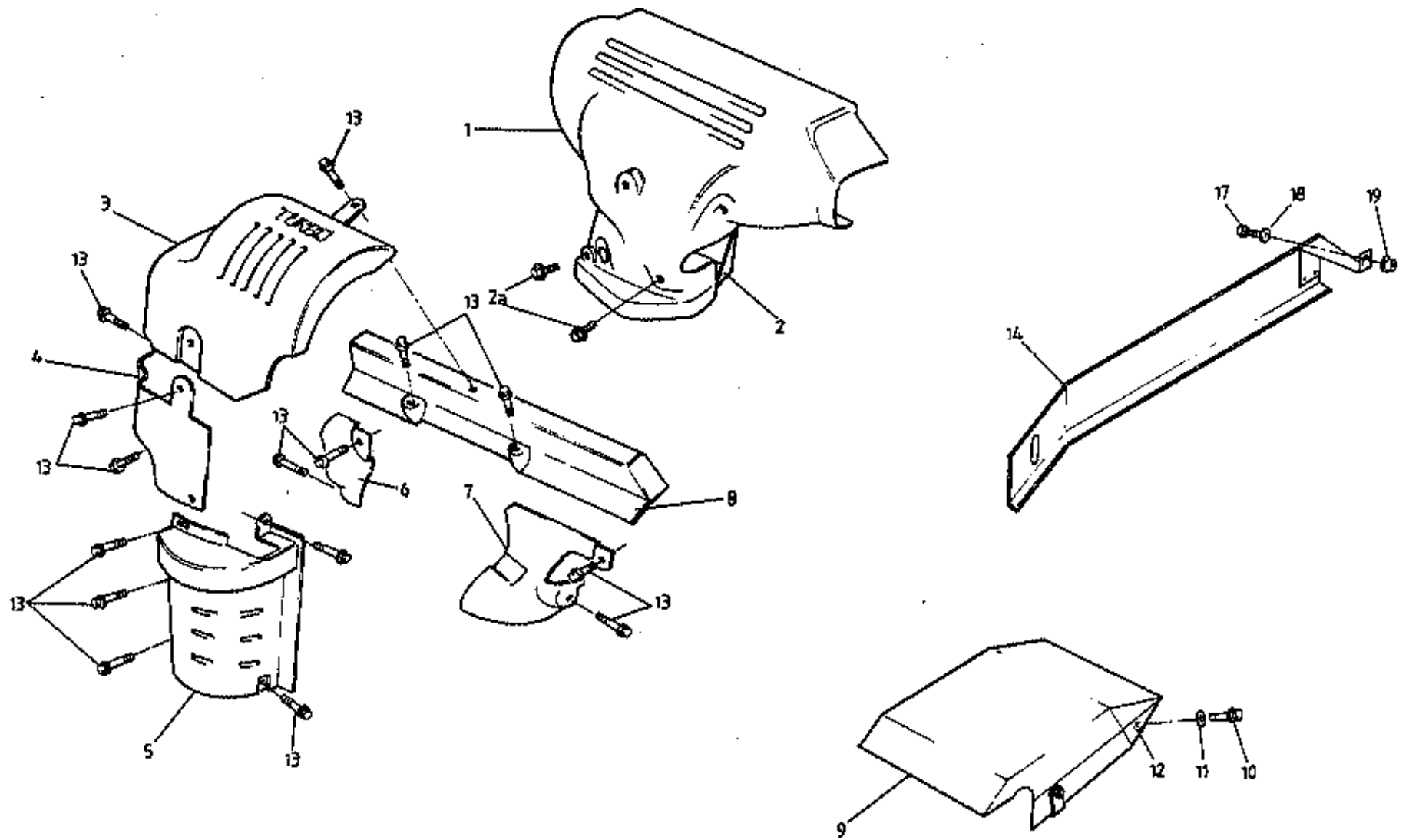
FUNCTION CODE	CONTENTS: Catalyst Exhaust System	QUANTITY		REMARKS
		PRIOR VIN *	FROM VIN *	
45.01A				
	PART DESCRIPTION	PART NUMBER		
26	Mass Damper, exhaust	A100S6012F	1	1
27	Rubber Bobbin, mass damper mounting	B100E6266F	4	4
28	Washer, " " "	A075W4020Z	8	8
29	Nut, " " "	A075W3035Z	8	8
30	Rear Silencer, exhaust	J100S0008F	1	
	" " "	A100S6024F		1
31	Hanger, rear silencer forward mounting	B100S0051F	1	1
32	Washer, M6 x 15, hanger fixing	A075W4015Z	2	2
33	Nut, M6, Kaylock, " "	A100W3108F	2	2
34	Hanger, rear silencer mounting	B100S0048F	1	1
35	Washer, M8 x 25, hanger to body	A075W4021Z	1	1
36	Nut, Nyloc, M8, " " "	A075W3010Z	1	1
37	Rubber Mounting, rear silencer to body	A083S6029F	2	2
	" " " " " "	A100S6014F	2	2
	<i>Exhaust trim (comes with A100S6024F)</i>	<i>A100S6017L</i>		
)alternatives
)
				* VIN R 6001 (S2)



ELAN
45.03A



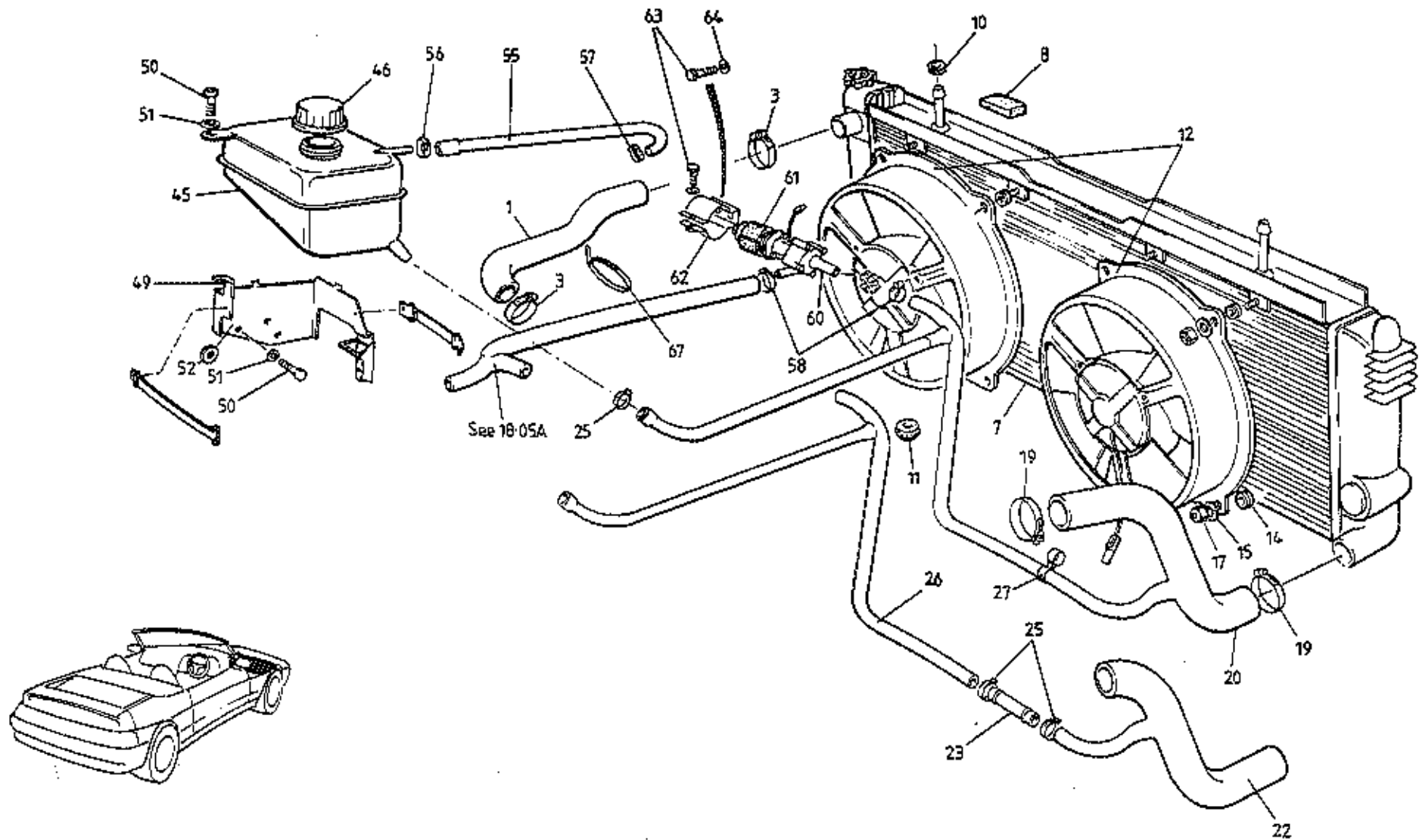
FUNCTION CODE	CONTENTS: Non-Catalyst Exhaust System	QUANTITY		REMARKS
		N.A.	TURBO	
45.03A	PART DESCRIPTION	PART NUMBER		
1	Gasket, downpipe to exhaust manifold	A100E6043F	1	
2	" " " primary catalyst housing	A100E6052F		1
3	Stud, downpipe upper fixing	B100E6164S	3	3
3	Washer, M10 x 20, downpipe upper fixing	A075W4024Z	3	3
4	Nut, M10, " " "	A100S6006F	3	3
7	Downpipe, exhaust	B100S0022F	1	
8	" " "	C100S0023F		1
9	Support Bracket, downpipe	B100S0054F		1
10	Washer, M10 x 20, bracket to downpipe	A075W4024Z		1
11	Setscrew, M8 x 25, bracket lower fixing	A075W1039Z		1
12	Washer, spring, M8, " " "	A075W4036Z		1
13	Washer, M8 x 16, " " "	A075W4020Z		2
14	Nut, M8, " " "	A075W3021Z		1
15	Stud, downpipe spherical joint	A100S0030F	2	2
16	Spring, " " "	A100S0032F	2	2
17	Washer, spring retainer, spherical joint	A100S0031F	2	2
18	Nut, M10, Kaylock, " "	A089W3082F	2	2
19	Seal, downpipe spherical joint	A100S6005F	1	1
21	Intermediate Silencer, front pipe	B100S0025F	1	
23	Front Pipe, exhaust	B100S0029F		1
24	Rubber Mounting, exhaust system to chassis	A083S6026F	2	2
	" " " " " "	A100S6014F	2	2
25	Clamp Assembly, " "	A100S6011F	2	2
26	Intermediate Pipe, exhaust	C100S0007F	1	1
27	Rear Silencer, exhaust	D100S0045F	1	
28	" " "	J100S0008F		1
29	Rubber Mounting, exhaust system to body	A083S6029F	2	2
	" " " " " "	A100S6014F	2	2
30	Hanger, rear silencer forward mounting	B100S0051F	1	1
31	Washer, M6 x 15, hanger fixing	A075W4015Z	2	2
32	Nut, M6, Kaylock, " "	A100W3108F	2	2
33	Saddle Assembly, rear silencer hanger	B100S0050F	1	
34	Hanger, rear silencer mounting	B100S0048F	1	1
35	Washer, M8 x 25, hanger to body	A075W4021Z	1	1
36	Nut, Nylor, M8, " " "	A075W3010Z	1	1



ELAN
4505A



FUNCTION CODE	CONTENTS: Heat Shields		QUANTITY		REMARKS
	PART DESCRIPTION	PART NUMBER	N.A.	TURBO	
45.05A					
1	Heatshield, exhaust manifold, front	A100E6011S	1		
2	" " " rear	A100E6376S	1		
2a	Bolt, heatshield fixing	A100E6169S	9		
3	" turbo, upper	A100E6022S		1	
4	" wastegate manifold	A100E6023S		1	
5	" starter converter	A100E6027F		1	
6	" front	A100E6377S		1	
7	" rear	A100E6378S		1	
8	" manifold	A100E6383S		1	
9	" catalytic converter	D100S0012F		1	
10	Screw, M6 x 15, cat. converter heatshield fix	A100S0021F		4	
11	Washer, " " " "	A100S0020F		4	
12	Chimney Nut, " " " "	A100W6346F		2	
13	Bolt/Washer, heatshield fixing	A100E6343S		15	
14	Heatshield Assembly, fuel pipes	A100L0137J		1)
	Setscrew M6 x 16, heatshield forward fixing	A075W1028Z		1)
	Washer, M6 x 25, " " "	A075W4017Z		1) Catalyst
17	Setscrew, M5 x 20, heatshield rear fixing	A075W1025F		1)
18	Washer, flat, " " "	A075W4009Z		1)
19	Rawlnut, M5, " " "	A075W6074F		1)



ELAN
4601A

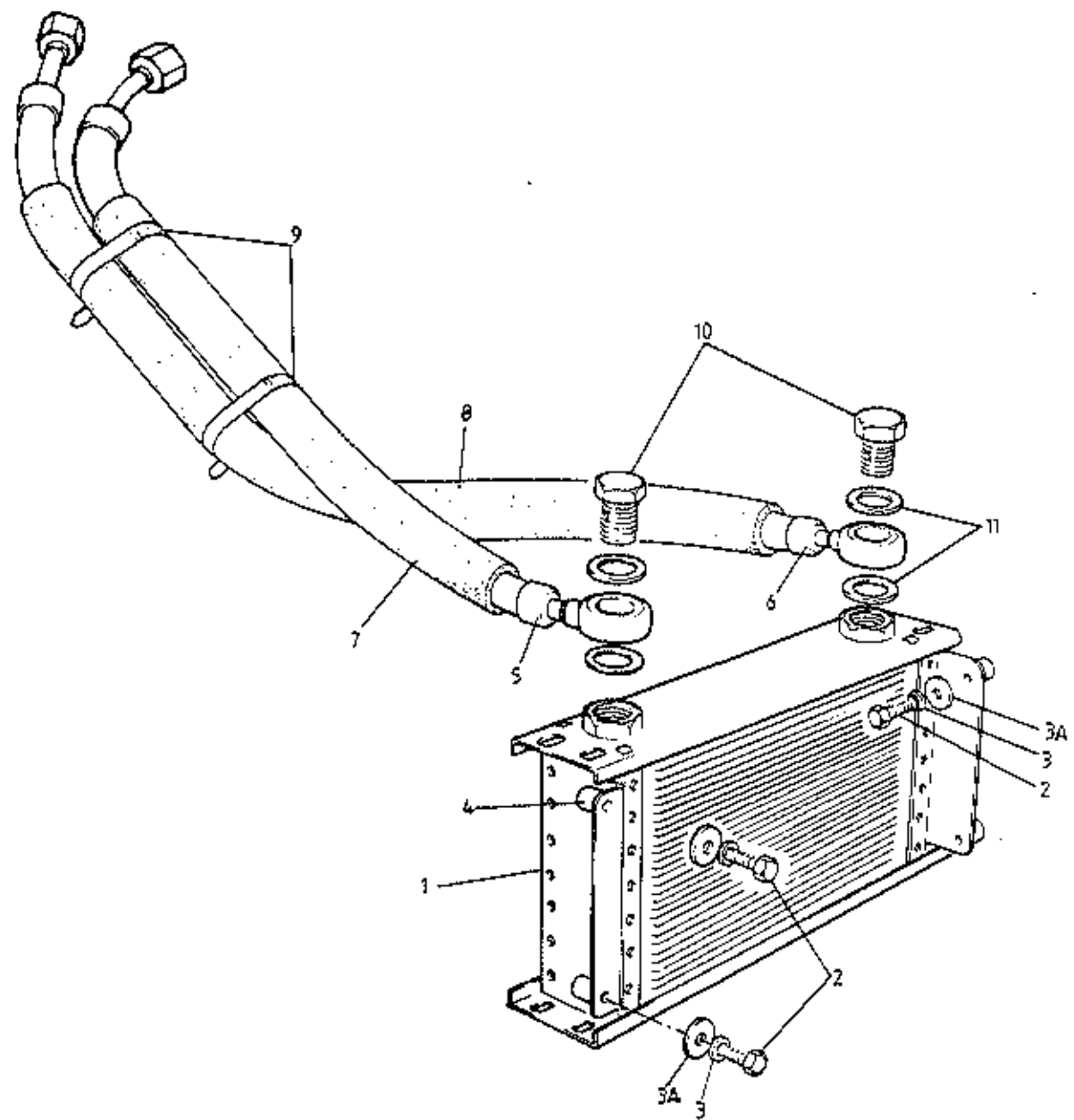


FUNCTION CODE	CONTENTS: Radiator, Fans, Header Tank & Plumbing		QUANTITY		REMARKS
			NON S.I.R.	S.I.R.	
46.01A	PART DESCRIPTION	PART NUMBER			
1	Hose, top (radiator inlet)	A100K0025F	1		
	" " " "	A100K0078F		1	
3	Hose Clip, top hose securing	A075M6145F	2	1	
	" " " "	A100K6006F		2	
	Elbow Connector, top hose	A100K0075F		1	
	Elbow, connector to radiator	A100K0072F		1	
7	Radiator	A100K0042F	1	1	
7a.	Drain Plug, radiator	A100K0111S	1	1	
8	Foam Pad, radiator mounting, top	A100K0035F	2		
	Foam Seal, " " "	A100K6014K		1	
10	Grommet, " " "	A100K6016F	2	2	
11	Bush, " " bottom	A100K6017F	2	2	
12	Fan, radiator cooling	A100K0017F	2		
	" " " "	A100K6024F	2	2	alternative to A100K0017F
14	Grommet, fan mounting	A100K6015F	8	8	
15	Washer, flat, M5 x 10, fan mounting	A075W4011Z	8	8	
	" shouldered, " "	A100K6026F		8	
17	Nut, Nyloc, M5, " "	A075W3008Z	8		
	" " M4, " "	A075W3049F		8	
19	Hose Clip, bottom hose	A075M6145F	2	2	
20	Hose, bottom (radiator outlet)	B100K0104F	1) Freon 12 A/C refrigerant
	" " " " or A100K0109F	B100K0077F		1) See also 18.03A
22	" " " " S2	A100K0113K	1		> R 134A A/C refrigerant
23	Connector Pipe, bottom hose	B075K0111Z	1		> See also 18.03B
25	Hose Clip, hoses to connector pipe/header tank	A079K6018F	3		>
26	Hose, connector pipe to header tank/recirc. pump	A100K0114K	1		>
27	Swivel Clip, hose to anti-roll bar	A100W6455F	2	2	
	Connector Pipe, bottom hose	B100K0073F		1	
	Clip, connector pipe to chassis	A100W6495F		1	
	Hose Clip, hoses to connector pipe	A079K6018F		2	
	'P' Clip, hose to chassis	A910E6490F		1	
	Spacer, clip to chassis	A907EC695Z		1	
	Setscrew, M6 x 25, clip to chassis	A075W1031F		1	
	Washer, flat, M6 x 15, clip to chassis	A075W4015Z		1	
	Nut, Nyloc, M6, " " "	A075W3009Z		1	



FUNCTION CODE	CONTENTS: Radiator, Fans, Header Tank & Plumbing	QUANTITY		REMARKS	
		NON S.I.R.	S.I.R.		
46.01A	PART DESCRIPTION	PART NUMBER			
	Hose, 'branch'	D10CK0043F		1	
	Connector Pipe, 'branch' hose/header tank hose	B075K0111Z		1	
	Hose Clip, hoses to connector pipe/header tank	A079K6018F		3	
	Hose, header tank	A100K0045F		1	
45	Header Tank, cooling system	A100K6007F	1	1	
46	Filler Cap, header tank	A100K6008F	1	1	
49	Bracket Assembly (inc. straps) header tank	A100K0108F	1	1	
50	Setscrew, M6 x 12, header tank fixing	A075W1027Z	4	4	
51	Washer, M6 x 12, " " "	A075W4013Z	4	4	
52	Washer, M6 x 15, " " "	A075W4015Z	3	3	
55	Hose, air bleed, header tank	B100K0038F	1	1	
56	Hose Clip, air bleed hose to header tank	A079K6018F	1	1	
57	" " " " " " thermostat	A075U6082F	1	1	
58	" " hoses to recirculation pump	A079K6018F	2	2	
60	Pump, electric, coolant recirculation	A100K6018F	1	1	
61	Rubber Sleeve, pump to bracket	A100K0041K	1	1	
62	Bracket, recirculation pump mounting	B100K0040F	1	1	
63	Setscrew, M5 x 12, bracket fixing/clamping	A100W1090Z	3	3	
64	Washer, M5 x 10, " " "	A075W4011Z	3	3	
	Flexible Tubing, coolant hose protection	A089H6118V	A/R	A/R	
67	Tie Wrap, hose securing	A075W6038Z	1	1	

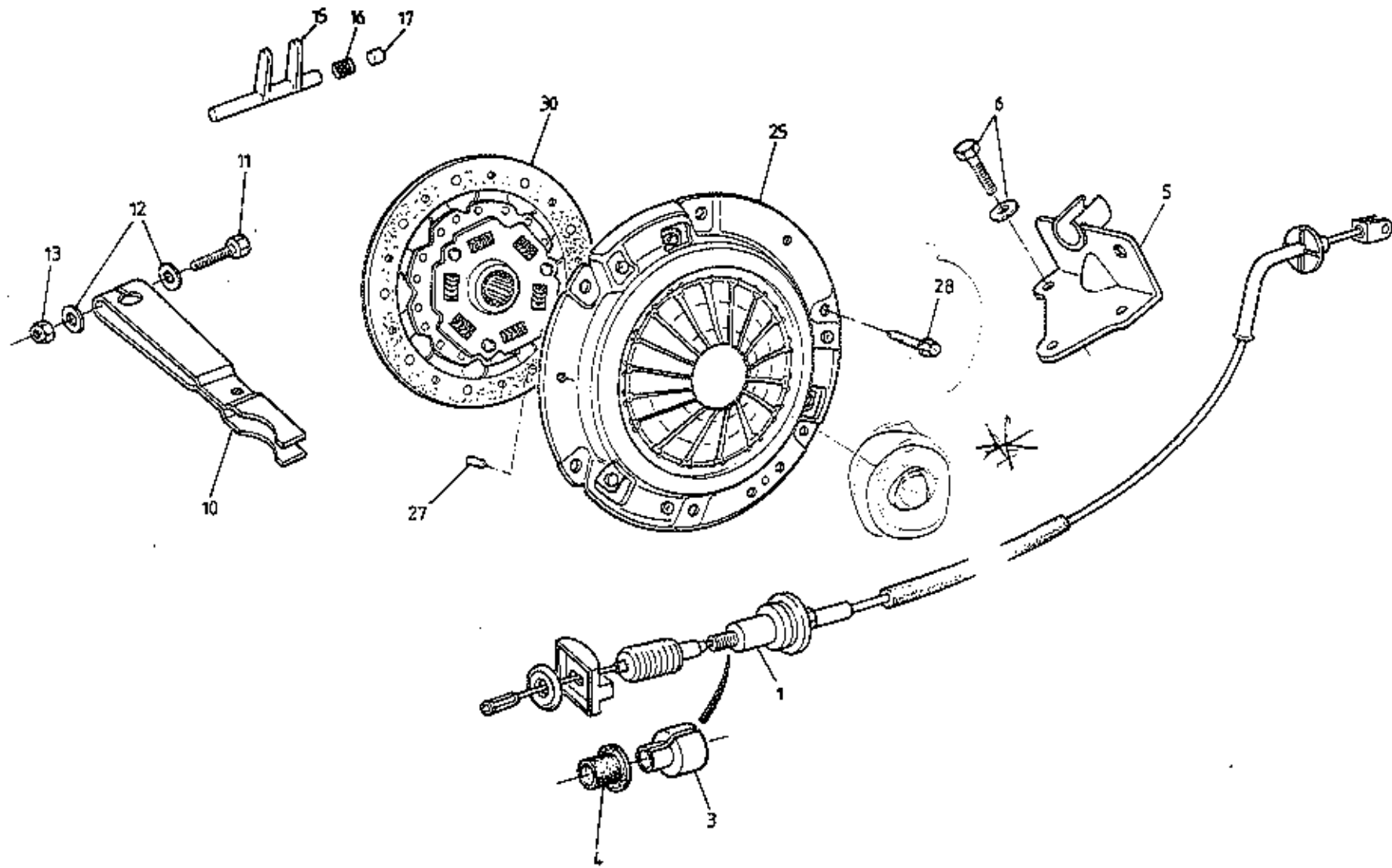
(A100K0050F & A100K0051F)



ELAN
 46-03A



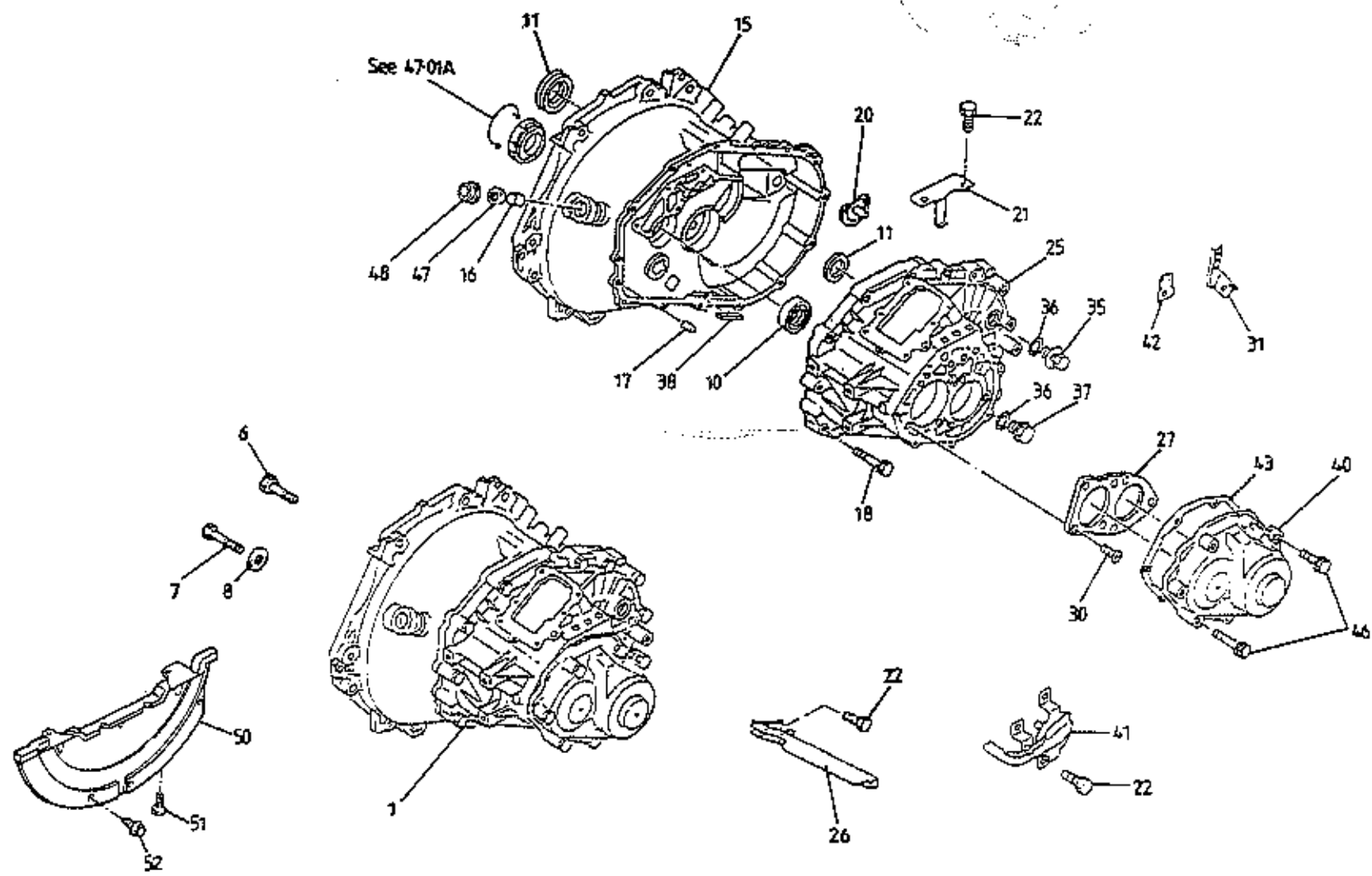
FUNCTION CODE	CONTENTS: Oil Cooler & Hoses	QUANTITY		REMARKS
		ALL		
46.03A	PART DESCRIPTION	PART NUMBER	ALL	
1	Oil Cooler, 24 row	C100K0022F	1	
2	Setscrew, M6 x 20, oil cooler to ducting	A075W1030Z	4	
3	Washer, spring, M6, " " " "	A075W4035Z	4	
3a	Washer, M6 x 20, " " " "	A075W4016Z	4	
4	Rawlnut, M6, " " " "	A082W6285F	4	
5	Hose, oil cooler feed	A100K0032F	1	
6	" " " return	B100K0033F	1	
7	Foam Sleaving, oil cooler feed hose	A100H0056K	1	400mm
8	" " " " return "	A100H0055K	1	480mm
9	Tie Wrap, foam sleaving to hoses	A075W6038Z	2	
10	Banjo Bolt, hoses to oil cooler	A100K6021F	2	
11	Seal, banjo bolt	B100K6020F	4	



ELAN
4701A



FUNCTION CODE	CONTENTS: Clutch & Release Mechanism		QUANTITY		REMARKS
			TURBO	N.A.	
47.01A	PART DESCRIPTION	PART NUMBER	TURBO	N.A.	
1	Clutch Cable, LHD	B100Q6007F	1	1) no mass damper
	" " RHD	B100Q6008F	1	1	
	" " LHD	C100Q6007F	1	1	> with mass damper
	" " RHD	C100Q6008F	1	1	
3	Mass Damper, clutch cable	A100Q6007F	1	1	> if fitted
4	Rubber Sleeve, mass damper	A100Q6008F	1	1	
5	Bracket, clutch cable to gearbox	A100Q6012H	1	1	
6	Bolt & Washer, bracket to housing	A100F6039F	3	3	
10	Clutch Lever	A100F6054F	1	1	
11	Bolt, clutch lever	A100F6290F	1	1	
12	Washer, " "	A100F6025F	2	2	
13	Nut, " "	A100F6026F	1	1	
15	Clutch Fork	A100Q6015S	1	1	
16	Spring, clutch return	A100Q6016S	1	1	
17	Bush, clutch shaft	A100Q6017S	1	1	
	Clutch Release Bearing	A100Q6013S	1	1	
	Spring, " "	A100Q6014S	1		
25	Pressure Plate Assembly	A100Q6011F	1		
	" " "	A100Q6009F		1	
27	Dowel Pin, clutch cover location	A100F6134S	3	3	
28	Bolt, clutch cover to flywheel	B100F6058F	6	6	
30	Clutch Disc	A100Q6003F	1		
	" "	A100Q6002F		1	



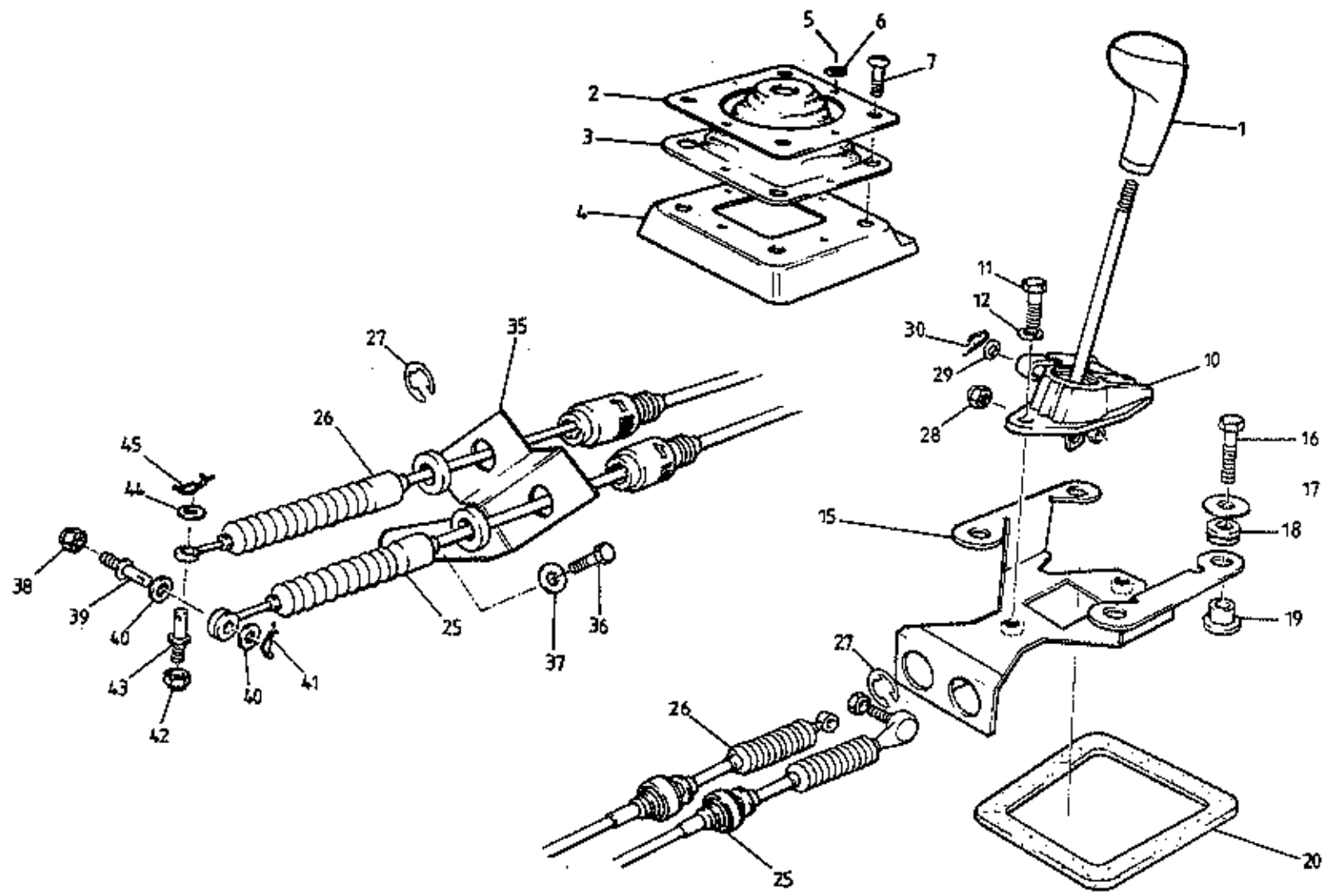
ELAN
47-03A



FUNCTION CODE	CONTENTS: Transmission Assembly		QUANTITY		REMARKS
			TURBO	N.A.	
47.03A	PART DESCRIPTION	PART NUMBER	TURBO	N.A.	
1	Transmission Assembly	A100F6032F	1) 3.833:1 final drive (I.D.= IAB))
	" " (reconditioned)	A100F6032R	1		
	" " (reconditioned)	A10CF6013F		1	
6	Bolt, 39mm long, housing to block	A100F6013R		1	> 4.118:1 final drive (I.D.= IAA) >
	" 47mm " " " "	B100F6055F	3	3	
7	" housing/engine mounting	A100F6029F	1	1	
8	Washer, plain	B100F6056F	2	2	
10	Oil Seal, input shaft	A100F6057F	1	1	
11	" " driveshaft	A100F6068S	1	1	
15	Clutch Housing	A100F6067S	2	2	
16	Bush, clutch shaft	A100F6069S	1	1	
17	Dowel Pin	A100F6070S	1	1	
18	Bolt, housing to case	A100F6071S	1	1	
20	Nozzle, oil output front	A100F6072S	14	14	
21	Plate, clutch housing	A100F6073S	1	1	
22	Bolt, general purpose fixing	A100F6074S	2	2	
25	Transaxle Casing	A100F6075S	6	6	
26	Gutter, case	A100F6076S	1	1	
27	Retainer, bearing	A100F6078S	1	1	
30	Screw, retainer fixing	A100F6080S	1	1	
31	Bracket, cable clip	A100F6081S	7	7	
35	Filler Plug, transmission	A100F6082S	1	1	
36	'O' Ring, filler/drain plugs	A100F6063S	1	1	
37	Drain Plug, transmission	A100F6064S	2	2	
38	Magnet, oil debris	A100F6065S	1	1	
40	Rear Cover/Gutter	A100F6083S	1	1	
41	Gutter, rear cover	A100F6084S	1	1	
42	Bracket, cable clip	A100F6085S	3	3	
43	Gasket, case to rear cover	A100F6087S	1	1	
		A100F6088S	1	1	



FUNCTION CODE	CONTENTS: Transmission Assembly	QUANTITY		REMARKS
		TURBO	N.A.	
47.03A	PART DESCRIPTION	PART NUMBER		
46	Bolt, 27mm long, rear cover fixing	A100F6089S	3	3
	Bolt 42mm " " " "	A100F6090S	3	3
	Bolt 60mm " " " "	A100F6091S	1	1
47	Seal, clutch shaft	A100F6092S	1	1
48	Cap, clutch shaft seal	A100F6093S	1	1
50	Cover, under transmission	A100F6020F	1	1
51	Bolt, cover fixing	A100F6052F	2	2
53	Screw, " "	A100F6022F	3	3



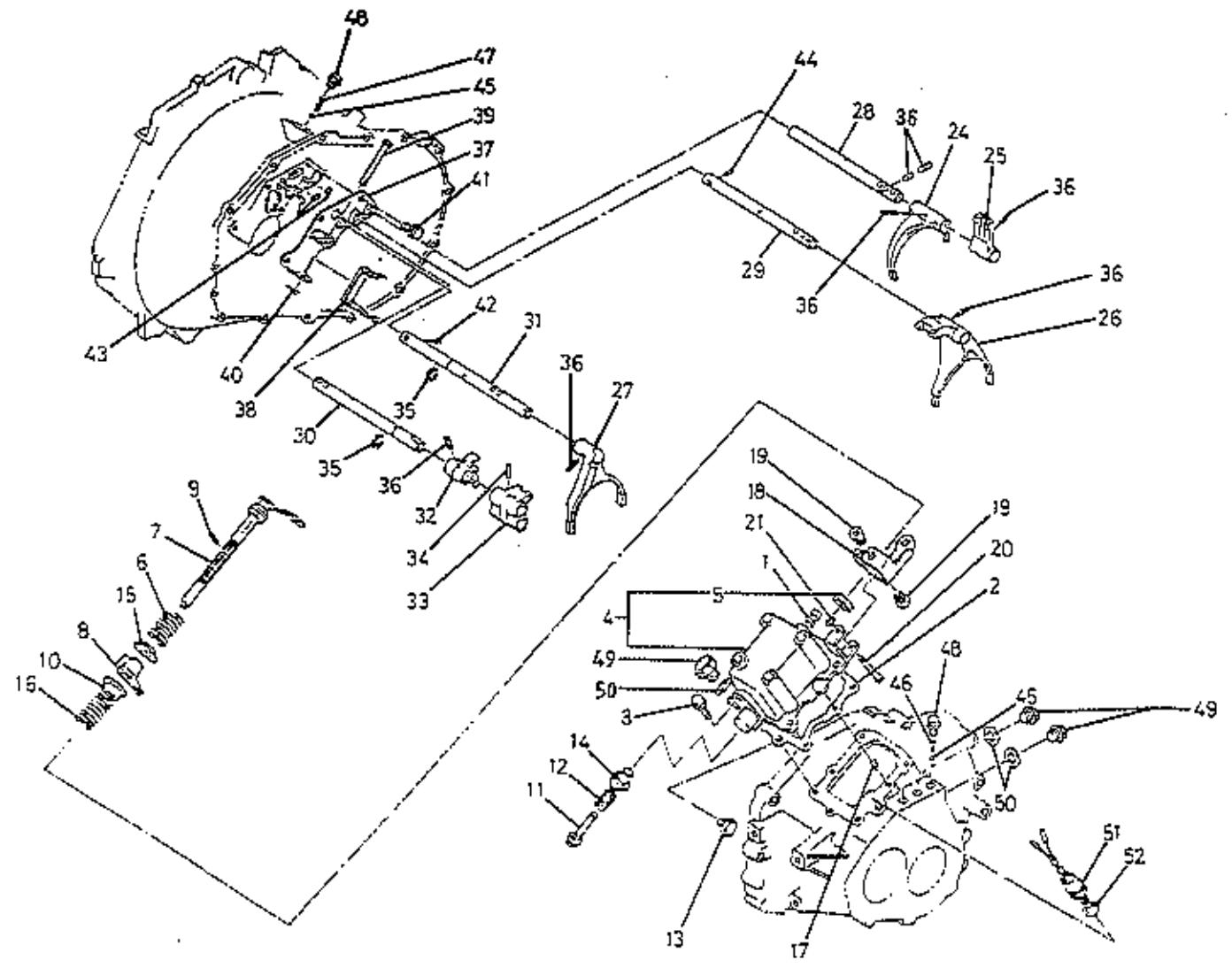
ELAN
 4705A



Function	Contents			
Code	Gear Change Mechanism - External			
47.05A	Part Description	Part Number	Quantity	Remarks
1	Gearknob, leather covered	A100F6062F	1	
2	Clamp Ring, gearshift gaiter	A100F0024F	1	
3	Gaiter, rubber, gearshift	A100F0020F	1	For leather gaiter, see 15.19A
4	Base, gearshift gaiter	A100F0021K	1	
5	Pop Rivet, clamp ring to base	A075W6090Z	4	
6	Washer, pop rivet	A075W4001Z	4	
7	Screw, 'Dri-Loc', clamp ring to base	A100F0027F	4	
10	Control Assembly, gearshift	A100F0011F	1	
11	Bolt, 'Dri-Loc', M8 x 20, assembly to bracket	A100F0026F	2	
12	Washer, s/p, M8, assembly to bracket	A075W4048Z	2	
15	Bracket, gearshift cable	B100F0014F	1	
16	Setscrew, M6 x 20, bracket to chassis	A075W1030Z	4	
17	Washer, flat, M6 x 18, bracket to chassis	B082W4018F	4	
18	Rubber Bush, bracket to chassis	A100F6001F	4	
19	Spacer, Bracket to chassis	B100F0023F	4	
20	Seal, gearshift aperture	A100F0022F	1	
25	Cable, gearchange, 'shift' (twist and lock)	E100F0016F	1) Prior VIN* (can be R/B from VIN* parts as a set)
26	Cable, gearchange, 'crossgate' (twist and lock)	E100F0017F	1)
	Cable, gearchange, 'shift' (locknut adjusters)	B100F0030F	1	> From VIN*
	Cable, gearchange, 'crossgate' (locknut adjusters)	A100F0031F	1	>
27	C' clip, gearchange cable securing	A100F6291F	4	Replaces earlier wire type clips
28	Nut, Nyloc, M8, gearchange cable securing	A075W3010Z	1	
29	Washer, flat, M6 x 15, cable securing	A075W4015Z	1	
30	Snap Pin, cable securing	A100F6048F	1	
35	Abutment Brkt. gearchange cables to transmission	B100F0044F	1	Prior VIN* (twist and lock cables) ← B100F0018F
	Abutment Brkt. gearchange cables to transmission	A100F0033F	1	From Vin* (locknut adjuster cables)
36	Setscrew, M8 x 20, bracket fixing	A075W1038Z	2	
37	Washer, flat, bracket fixing	A075W4022Z	2	
38	Lock Nut, lock pin fixing	A100F6041F	1	
39	Pin, shift cable	A100F6043F	1	
40	Washer, flat, shift cable pin	A075W4022Z	2	
41	Snap Pin, shift cable to transmission	A100F6044F	1	
42	Lock Nut, lock pin fixing	A100F6041F	1	
43	Pin, crossgate cable	A100F6045F	1	
44	Washer, flat, M6 x 18, crossgate cable pin	B082W4018F	1	
45	Snap Pin, crossgate cable to transmission	A100F6044F	1	

*Twist and lock
cables obsolete,
use S2 locknut
cables and new
bracket.*

*VIN R 6001 (S2)



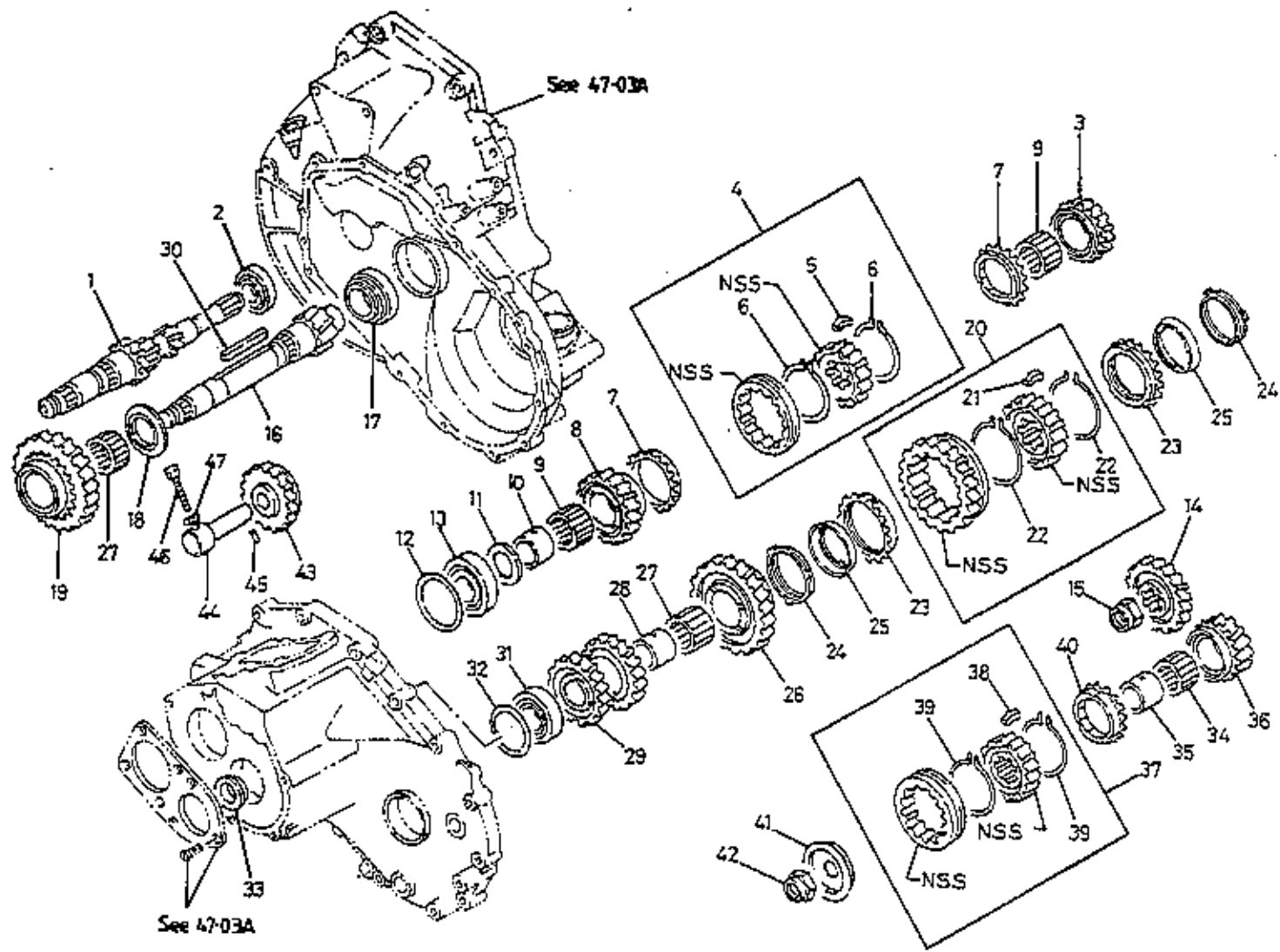
ELAN
47-06A



FUNCTION CODE	CONTENTS: Gear Selection Mechanism - Internal	QUANTITY		REMARKS
		ALL		
47.06A				
	PART DESCRIPTION	PART NUMBER		
1	Breather	A100F6095S	1	
2	Gasket, control box	A100F6096S	1	
3	Bolt, " "	A100F6097S	4	
4	Control Box & Seal	A100F6098S	1	
5	Oil Seal, control box	A100F6099S	1	
6	Crossgate Spring, 1st/2nd (43mm long)	A100F6100S	1	
7	Cross Shaft	A100F6101S	1	
8	Actuating Finger	A100F6102S	1	
9	Spring Pin, finger to shaft	A100F6103S	1	
10	Stopper, rev. inhibitor	A100F6104S	1	
11	Bolt, " "	A100F6105S	1	
12	Spring, stopper cam	A100F6106S	1	
13	Bolt, " "	A100F6107S	1	
14	Cam, rev. inhibitor	A100F6108S	1	
15	Spring Seat, select stop	A100F6109S	1	
16	Crossgate Spring, 5th/reverse (62mm long)	A100F6110S	1	
17	Dowel Pin	A100F6111S	2	
18	Bellcrank Lever, crossgate	A100F6112S	1	
19	Bush, bellcrank lever	A100F6113S	2	
20	Pivot Pin, bellcrank lever	A100F6114S	1	
21	Snap Ring	A100F6115S	1	
24	Selector Fork, 1st/2nd gears	A100F6118S	1	
25	Block, shift, 1st/2nd gears	A100F6119S	1	
26	Shift Arm, 3rd/4th gears	A100F6120S	1	
27	Selector Fork, 5th gear	A100F6121S	1	
28	" Rod, 1st/2nd	A100F6122S	1	
29	" " 3rd/4th	A100F6123S	1	
30	Selector Rod, reverse gear	A100F6124S	1	
31	Selector Rod 5th	A100F6125S	1	
32	Shift Lever, reverse gear	A100F6126S	1	
33	Shift Block, reverse/5th gears	A100F6127S	1	
34	Lock Pin, reverse/5th gears	A100F6128S	1	



FUNCTION CODE	CONTENTS: Gear Selection Mechanism - Internal	QUANTITY		REMARKS
		ALL		
47.06A				
	PART DESCRIPTION	PART NUMBER		
35	Snap Ring	A100F6129S	2	
36	Spring Pin, 20mm	A100F6130S	3	
	" " 25mm	A100F6131S	2	
37	Bracket, reverse lever	A100F6132S	1	
38	Reverse Lever	A100F6133S	1	
39	Pin, fulcrum bracket	A100F6135S	1	
40	Snap Pin, " "	A100F6136S	1	
41	Bolt, " "	A100F6137S	4	
42	Lock Pin, 5th gear rod	A100F6138S	1	
43	" " reverse & 5th gear rod	A100F6128S	3	
44	" " 3rd & 4th gear rod	A100F6140S	1	
45	Ball, detent	A100F6141S	4	
46	Spring, detent, 1-2, 3-4, 5	A100F6142S	3	
47	Spring, detent, reverse gear	A100F6143S	1	
48	Plug, detent spring	A100F6144S	4	
49	Blanking Plug	A100F6145S	3	
50	Gasket, blanking plug	A100F6117S	3	
51	switch, reverse lamp	A100F6147S	1	
52	Washer, reverse lamp switch	A100F6148S	1	



See 47-03A

See 47-03A

ELAN
47-07A



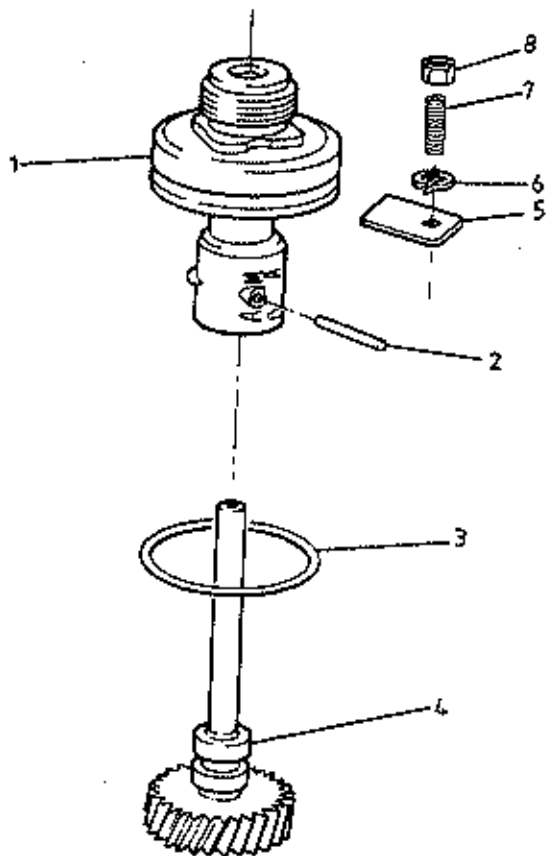
FUNCTION CODE	CONTENTS: Gears, Shafts & Bearings		QUANTITY		REMARKS
			ALL		
47.07A	PART DESCRIPTION	PART-NUMBER	ALL		
1	Input Shaft, transaxle	A100F6149S	1		
2	Bearing, input shaft, RH	A100F6150S	1		
3	Gear Assembly 3rd gear input	A100F6151S	1		
4	Synchronizer, 3rd & 4th gears	A100F6152S	1		
5	Insert, 3rd & 4th gear synchro	A100F6153S	3		
6	Spring Ring, 3rd & 4th gear synchro	A100F6154S	2		
7	Baulk Ring, " " " " "	A100F6155S	2		
8	Gear, 4th input	A100F6156S	1		
9	Needle Roller Bearing, 3rd & 4th gears	A100F6157S	2		
10	Sleeve, needle bearing	A100F6158S	1		
11	Thrust Washer-4th Gear	A100F6159S	1		
12	Shim, input shaft 1.00mm	A100F6160S	A/R)	
	" " " 1.04mm	A100F6161S	A/R)	
	" " " 1.08mm	A100F6162S	A/R)	
	" " " 1.12mm	A100F6163S	A/R)	
	" " " 1.16mm	A100F6164S	A/R)	
	" " " 1.20mm	A100F6165S	A/R)	
	" " " 1.24mm	A100F6166S	A/R)	
	" " " 1.28mm	A100F6167S	A/R)	
	" " " 1.32mm	A100F6168S	A/R)	
	" " " 1.36mm	A100F6169S	A/R)	
	" " " 1.40mm	A100F6170S	A/R)	
	" " " 1.44mm	A100F6171S	A/R)	
	" " " 1.48mm	A100F6172S	A/R)	selective
	" " " 1.52mm	A100F6173S	A/R)	
	" " " 1.56mm	A100F6174S	A/R)	
	" " " 1.60mm	A100F6175S	A/R)	
	" " " 1.64mm	A100F6176S	A/R)	
	" " " 1.68mm	A100F6177S	A/R)	
	" " " 1.72mm	A100F6178S	A/R)	
	" " " 1.76mm	A100F6179S	A/R)	
	" " " 1.80mm	A100F6180S	A/R)	
	" " " 1.84mm	A100F6181S	A/R)	
	" " " 1.88mm	A100F6182S	A/R)	
	" " " 1.92mm	A100F6183S	A/R)	
	" " " 1.96mm	A100F6184S	A/R)	



FUNCTION CODE	CONTENTS: Gears, Shafts & Bearings		QUANTITY		REMARKS
			ALL		
47.07A	PART DESCRIPTION	PART NUMBER	ALL		
	Shim, input shaft, 2.00mm	A100F6185S	A/R)
	" " " 2.04mm	A100F6186S	A/R)
	" " " 2.08mm	A100F6187S	A/R)
	" " " 2.12mm	A100F6188S	A/R)
	" " " 2.16mm	A100F6189S	A/R)
	" " " 2.20mm	A100F6190S	A/R)
	" " " 2.24mm	A100F6191S	A/R) selective
	" " " 2.28mm	A100F6192S	A/R)
	" " " 2.32mm	A100F6193S	A/R)
	" " " 2.36mm	A100F6194S	A/R)
	" " " 2.40mm	A100F6195S	A/R)
	" " " 2.44mm	A100F6196S	A/R)
	" " " 2.48mm	A100F6197S	A/R)
	" " " 2.52mm	A100F6198S	A/R)
13	Bearing, input shaft, LH	A100F6199S	1		
14	Gear, 5th input	A100F6200S	1		
15	Nut, 5th gear fixing	A100F6201S	1		
16	Output Shaft	A100F6202S	1		Turbo
	" "	A100F6203S	1		N.A.
17	Bearing, output shaft, RH	A100F6204S	1		
18	Thrust Bearing, 1st gear	A100F6205S	1		
19	Gear, 1st output	A100F6206S	1		
20	Synchronizer, 1st & 2nd gears	A100F6207S	1		
21	Insert, 1st & 2nd gears	A100F6208S	3		
22	Spring Ring, 1st & 2nd gears	A100F6209S	2		
23	Baulk Ring, 1st & 2nd gears	A100F6210S	2		
24	Ring, inner, " " " "	A100F6211S	2		
25	" outer, " " " "	A100F6212S	2		
26	Gear, 2nd output	A100F6213S	1		
27	Needle Roller Bearing Needle, 1st & 2nd gears	A100F6214S	2		
28	Sleeve, needle bearing, 2nd gear	A100F6215S	1		
29	Gear, 3rd & 4th	A100F6216S	1		
30	Key, 3rd & 4th gears	A100F6217S	1		



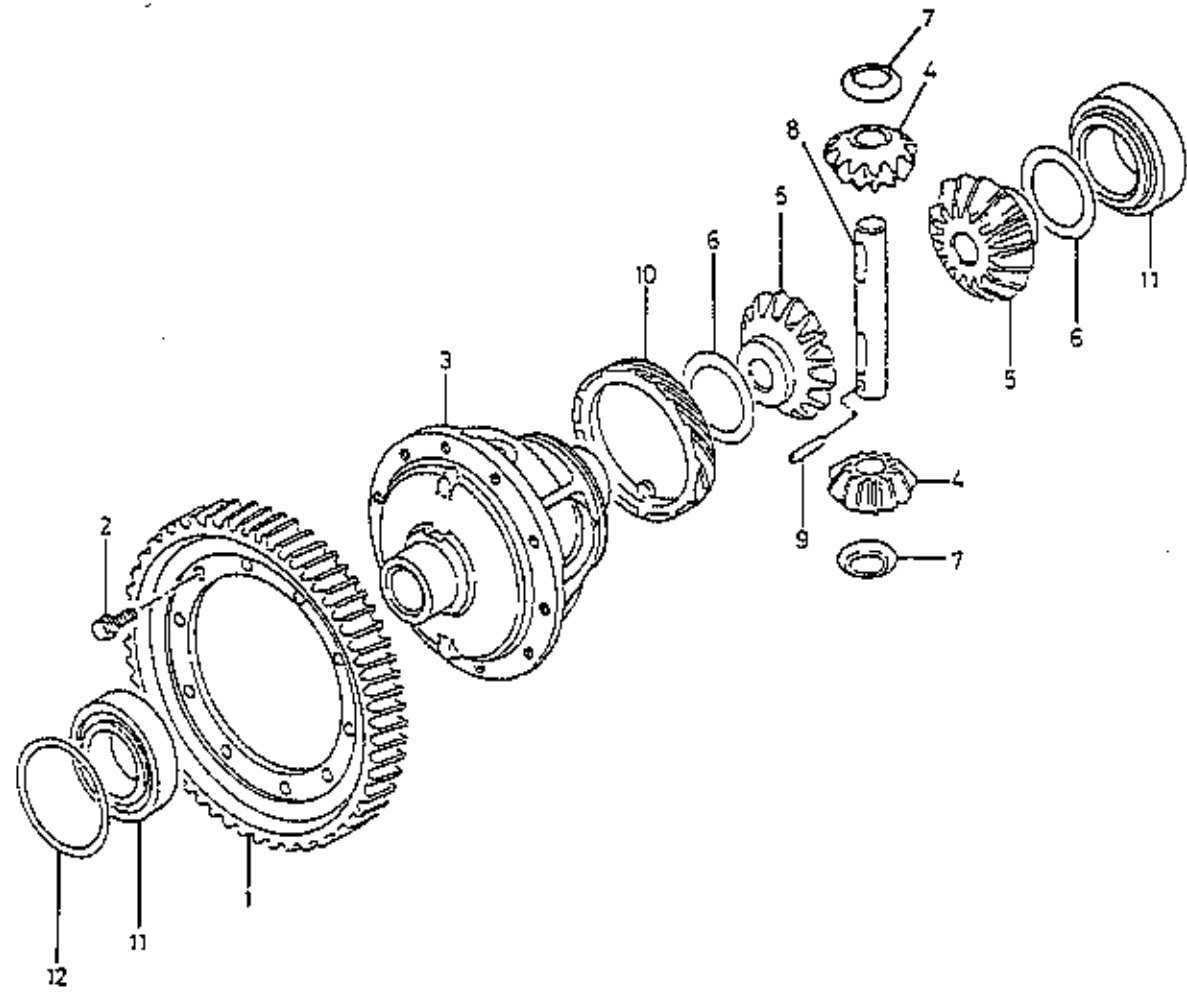
FUNCTION CODE	CONTENTS: Gears, Shafts & Bearings	QUANTITY		REMARKS
		ALL		
47.07A				
	PART DESCRIPTION	PART NUMBER		
31	Bearing, output shaft, IH	A100F6218S	1	
32	Shim, output shaft, 1.16mm	A100F6219S	A/R)
	" " " 1.24mm	A100F6220S	A/R)
	" " " 1.32mm	A100F6221S	A/R)
	" " " 1.40mm	A100F6222S	A/R)
	" " " 1.48mm	A100F6223S	A/R)
	" " " 1.56mm	A100F6224S	A/R)
	" " " 1.64mm	A100F6225S	A/R)
	" " " 1.72mm	A100F6226S	A/R)
	" " " 1.80mm	A100F6227S	A/R) selective
	" " " 1.88mm	A100F6228S	A/R)
	" " " 1.96mm	A100F6229S	A/R)
	" " " 2.04mm	A100F6230S	A/R)
	" " " 2.12mm	A100F6231S	A/R)
	" " " 2.20mm	A100F6232S	A/R)
	" " " 2.28mm	A100F6233S	A/R)
	" " " 2.36mm	A100F6234S	A/R)
	" " " 2.44mm	A100F6235S	A/R)
33	Thrust Washer, 5th gear	A100F6236S	1	
34	Needle Roller Bearing, 5th gear	A100F6157S	1	
35	Sleeve, needle bearing, 5th gear	A100F6158S	1	
36	Gear, 5th output	A100F6239S	1	
37	Synchronizer Assembly, 5th gear	A100F6240S	1	
38	Insert, 5th gear synchro	A100F6153S	3	
39	Spring Ring, 5th gear	A100F6154S	1	
40	Baulk Ring, 5th gear	A100F6155S	1	
41	Plate, stopper insert	A100F6244S	1	
42	Nut, 5th gear fixing	A100F6201S	1	
43	Gear/Bush idle/reverse	A100F6246S	1	
44	Shaft, " "	A100F6247S	1	
45	Pin, idle shaft, reverse	A100F6248S	1	
46	Bolt, " " "	A100F6249S	1	
47	Gasket, Idle Shaft Bolt	A100F6250S	1	



ELAN
47-09A



FUNCTION CODE	CONTENTS: Speedometer Drive Gear		QUANTITY		REMARKS
			ALL		
47.09A	PART DESCRIPTION	PART NUMBER	ALL		
1	Bush, speedometer driven gear	A100F6017F	1		
2	Pin, " " "	A100F6019F	1		
3	'O' Ring, bush to transmission casing	A100F6018F	1		
4	Speedo Driven Gear	A100F6015F	1		
5	Retainer, driven gear	A100F6014F	1		
6	Washer, spring, M6, retainer fixing	A075W4035Z	1		
7	Socket Stud, M6 x 30, " "	A100W7089F	1		
8	Nut, M6, " "	A075W3020Z	1		



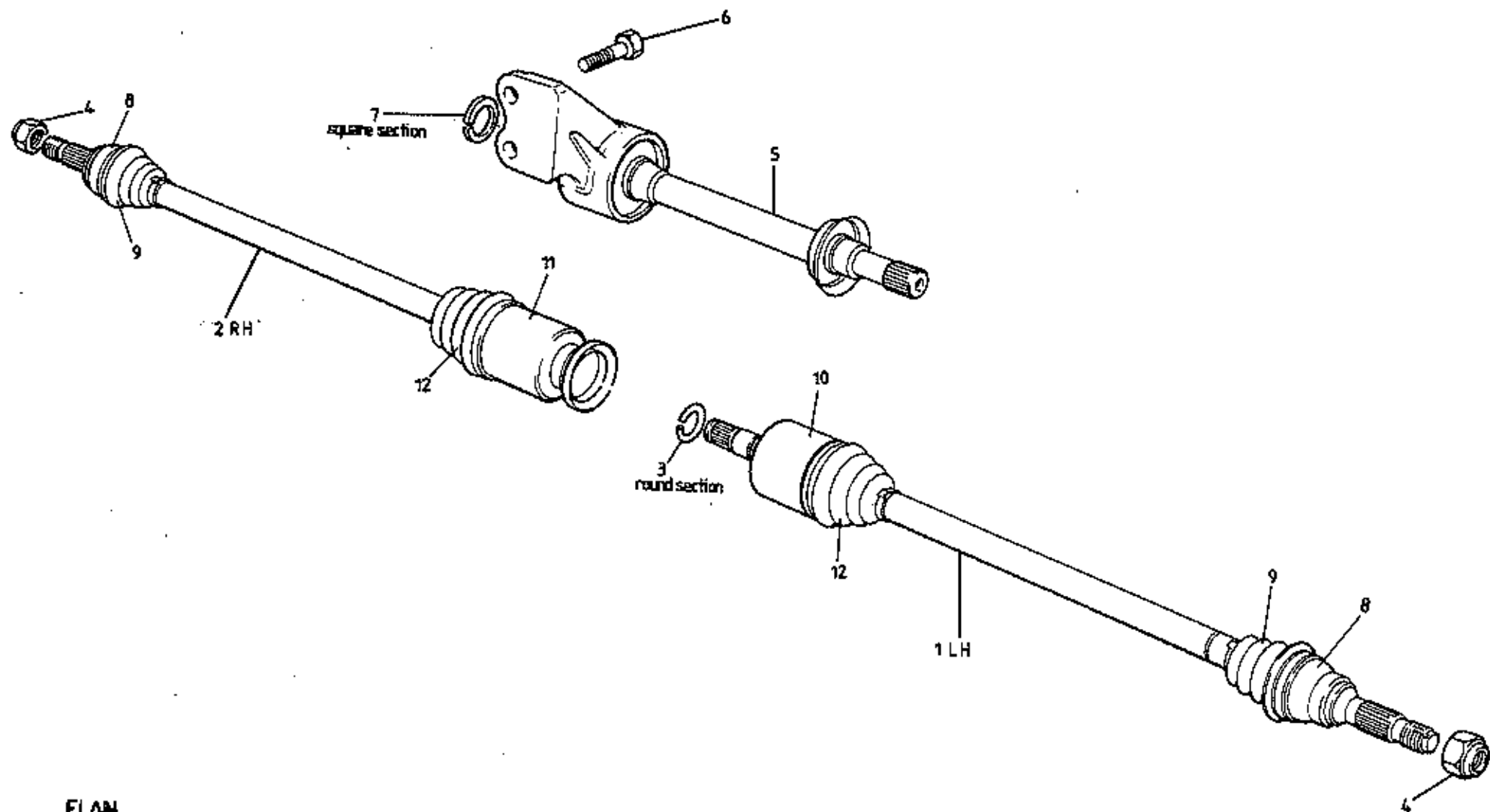
ELAN
47.11A



FUNCTION CODE	CONTENTS: Differential				QUANTITY		REMARKS
					ALL		
47.11A	PART DESCRIPTION				PART NUMBER		
1	Gear Ring Differential, 69T				A100F6251S	1	Turbo
	" " " 70T				A100F6252S	1	N.A.
2	Bolt, ring gear set				A100F6253S	10	
3	Differential Carrier				A100F6254S	1	
4	Planet Gear, differential				A100F6255S	2	
5	Sun Gear, differential output				A100F6256S	2	
6	Thrust Washer 0.76mm, sun gear				A100F6257S	2)
	" " 0.82mm " "				A100F6258S	2) selective
	" " 0.88mm " "				A100F6259S	2)
	" " 0.94mm " "				A100F6260S	2)
7	" " Pinion " "				A100F6261S	2	
8	Cross Pin, differential pinion				A100F6262S	1	
9	Lock Pin, cross pin				A100F6263S	1	
10	Gear, speedometer drive				A100F6264S	1	
11	Taper Roller Bearing, differential output				A100F6265S	2	
12	Shim, differential output bearing, 1.08mm				A100F6266S	A/R)
	" " " " 1.12mm				A100F6267S	A/R)
	" " " " 1.16mm				A100F6268S	A/R)
	" " " " 1.20mm				A100F6269S	A/R)
	" " " " 1.24mm				A100F6270S	A/R)
	" " " " 1.28mm				A100F6271S	A/R)
	" " " " 1.32mm				A100F6272S	A/R)
	" " " " 1.36mm				A100F6273S	A/R)
	" " " " 1.40mm				A100F6274S	A/R)
	" " " " 1.44mm				A100F6275S	A/R)
	" " " " 1.48mm				A100F6276S	A/R) selective
	" " " " 1.52mm				A100F6277S	A/R)
	" " " " 1.56mm				A100F6278S	A/R)
	" " " " 1.60mm				A100F6279S	A/R)
	" " " " 1.64mm				A100F6280S	A/R)
	" " " " 1.68mm				A100F6281S	A/R)
	" " " " 1.72mm				A100F6282S	A/R)
	" " " " 1.76mm				A100F6283S	A/R)
	" " " " 1.80mm				A100F6284S	A/R)
	" " " " 1.84mm				A100F6285S	A/R)



FUNCTION CODE	CONTENTS: Differential		QUANTITY		REMARKS
			ALL		
47.11A	PART DESCRIPTION	PART NUMBER			
	Shim, differential output bearing, 1.80mm	A100F6286S	A/R)
	" " " " 1.92mm	A100F6287S	A/R) selective
	" " " " 1.96mm	A100F6288S	A/R)
	" " " " 2.00mm	A100F6289S	A/R)



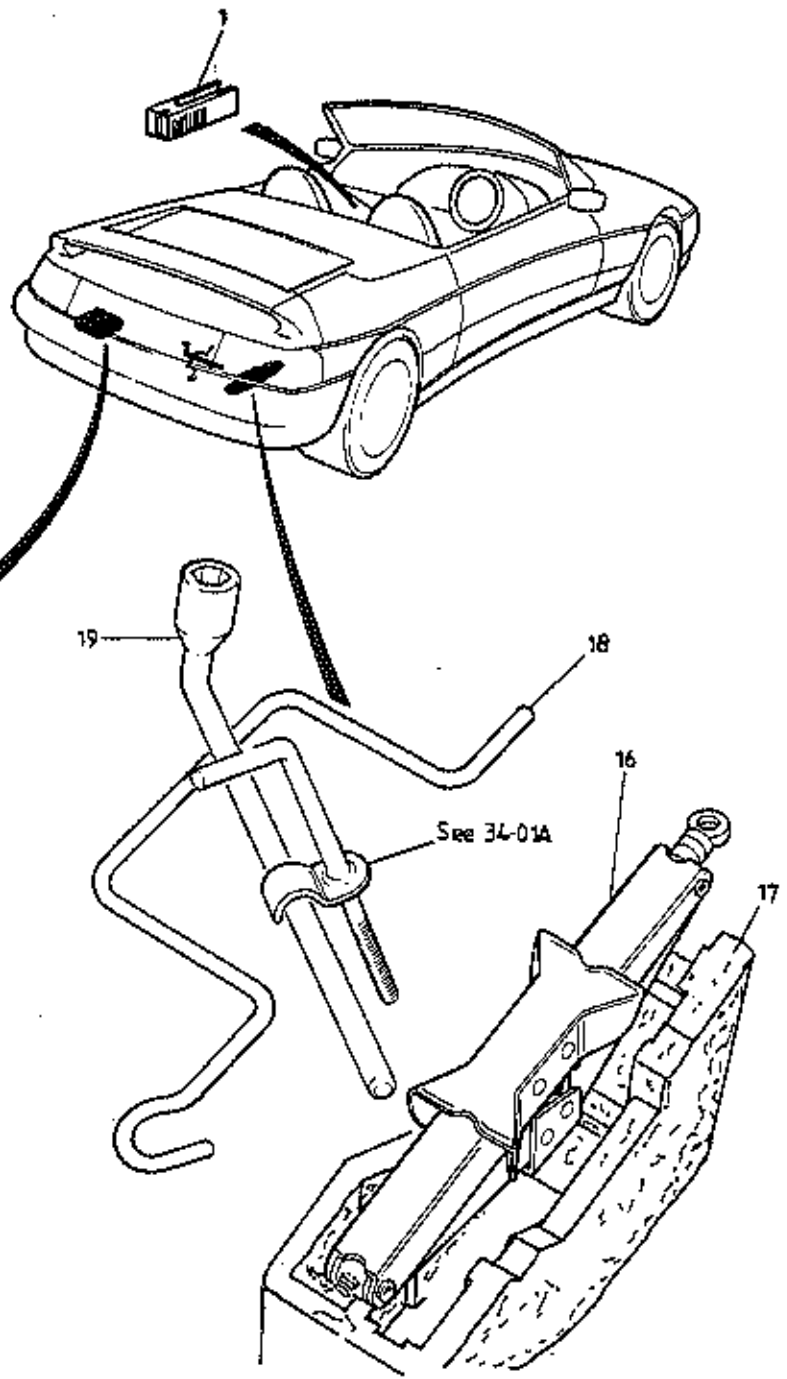
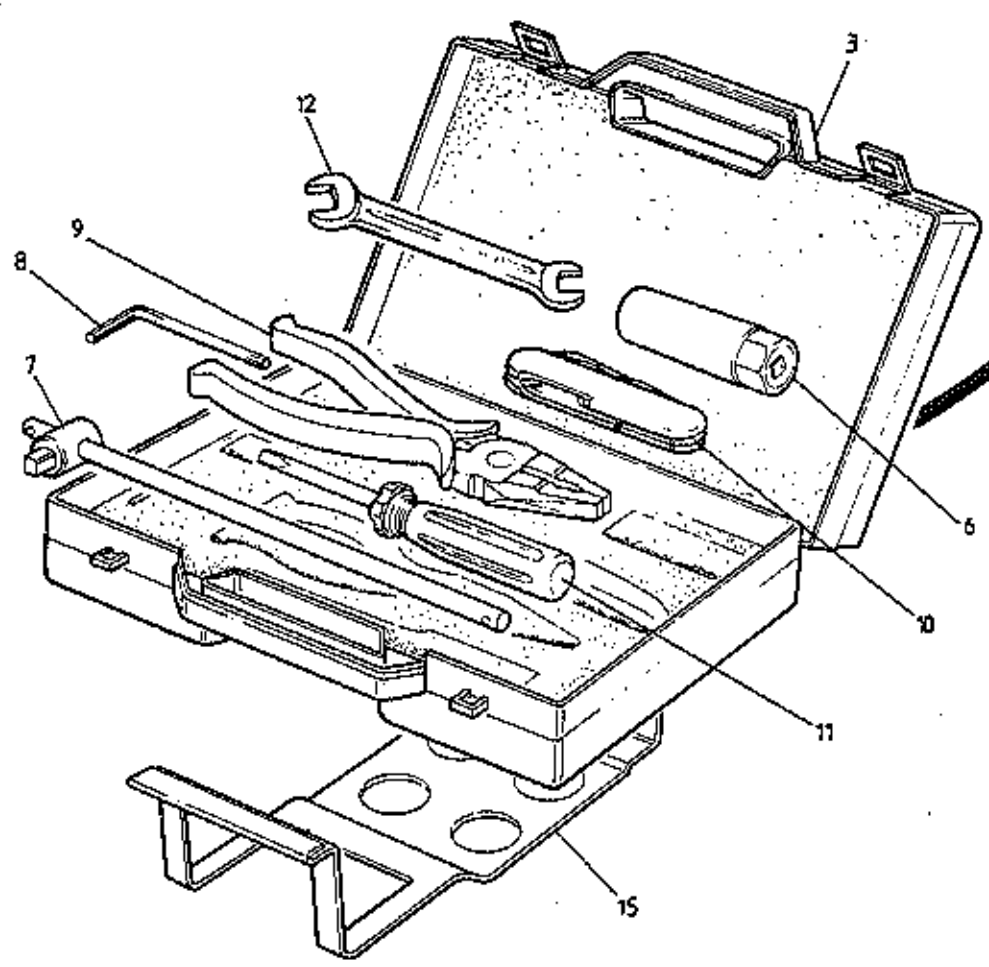
ELAN
4715A



FUNCTION CODE	CONTENTS: Driveshafts		QUANTITY		REMARKS
			ALL		
47.15A	PART DESCRIPTION	PART NUMBER	ALL		
1	Driveshaft Assembly, LH	C100R0001F	1		
2	" " RH	C100R0002F	1		
3	Snap Ring, driveshaft (round section)	A100R6001F	1		
4	Nut, hub retaining	A100R6002F	2		
5	Centre Shaft Assembly	A100F6033F	1		
6	Bolt, centre bearing & shaft	A100F6034F	2		
7	Snap Ring, centre shaft (square section)	A100F6059H	1		
8	Outboard Joint Assembly	A100R6003S	2		
9	Outboard Boot Kit	A100R6004S	2		
10	Inboard Joint Assembly LH	A100R6007S	1		
11	" " " RH	A100R6006S	1		
12	" Boot Kit	A100R6005S	2		

*outer w joint
Snap ring Goprex
... die*

11-10-74

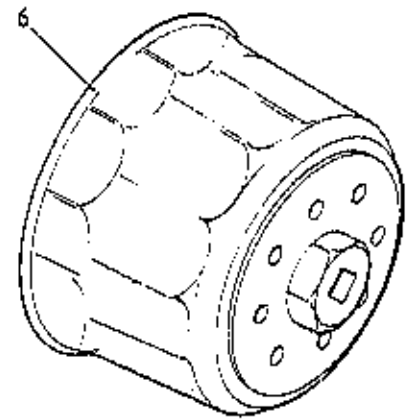
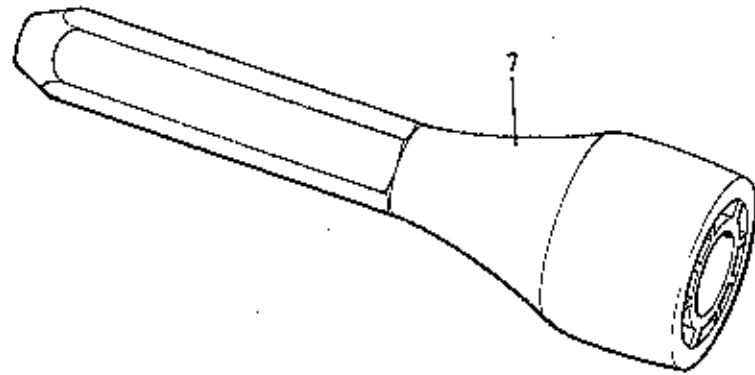
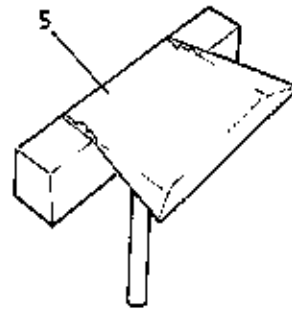
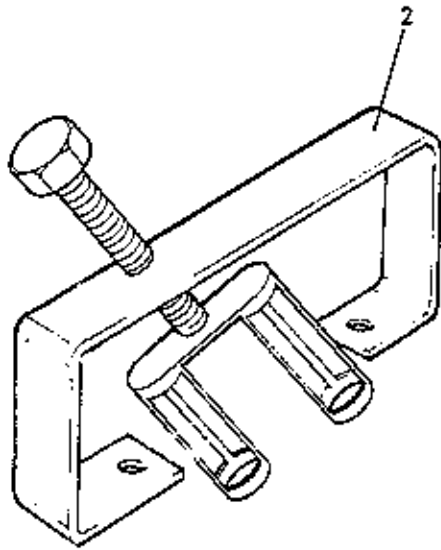
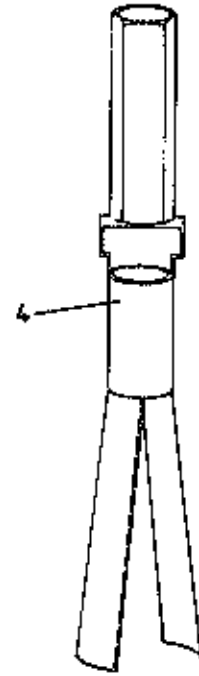
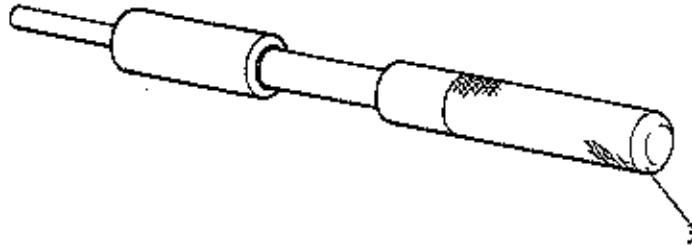
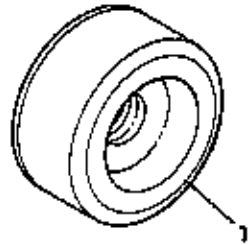


ELAN
6001A



FUNCTION CODE	CONTENTS: Tool Kit & Jack Stowage		QUANTITY		REMARKS
			PRIOR VIN *	FROM VIN *	
60.01A	PART DESCRIPTION	PART NUMBER			
1	Fuse Extractor Tool	A089M6342F	1	1	(in main fuse box)
3	Toolkit Assembly	A100T6018F	1		R/B B100T6018F
	" "	B100T6018F		1	
	Case, toolkit, plastic	A100T6017H	1		R/B B100T6017H
	" " "	B100T6017H		1	
6	Spark Plug Socket	A100T6008H	1		R/B B100T6008H
	" " "	B100T6008H		1	
7	'T' Bar	A100T6010H	1		R/B B100T6010H
	" "	B100T6010H		1	
8	Allen Key	A100T6005H	1	1	
9	Pliers	A100T6006H	1	1	
10	Pocket Knife	A100T6007H	1	1	
11	Combination Screwdriver	A100T6011H	1	1	
12	" Spanner	A100T6012H	1	1	
15	Retaining Clip, toolkit to boot floor	A100U0144F	1	1	
16	Scissor Jack	B100T6001F	1		
	" "	A082T6019F		1	
17	Jack Stowage Block	A100V0043F	1		
	Bracket, jack & handle stowage	A100U0564F		1	
	Screw, M5 x 16, bracket fixing	A082W5107F		2	
	Washer, flat, " "	A075W4009Z		2	
	Nut, Nyloc, M5, " "	A075W3009Z		2	
18	Jack Handle	A100T6002F	1		
	" "	A082T6020F		1	
19	Wheel Brace (O.Z. wheels)	B100T6003F	1		
	" " (BBS wheels)	A100T6019F		1	

* VIN R 6001 (S2)

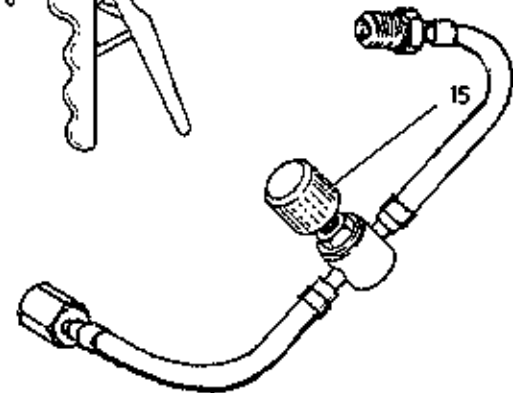
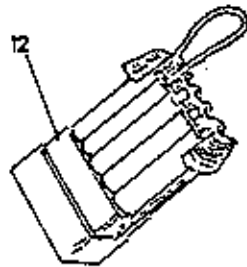
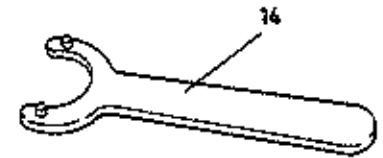
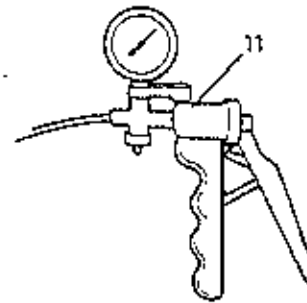
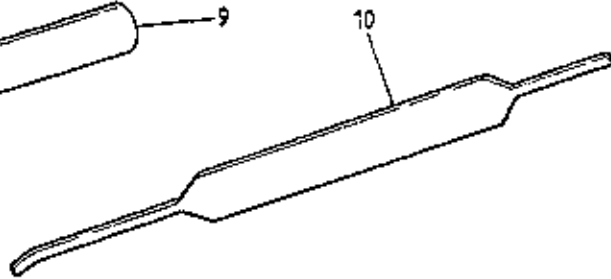

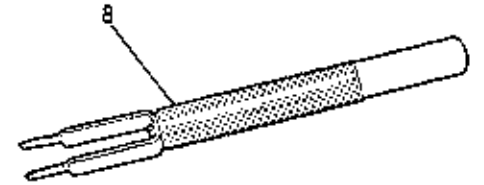
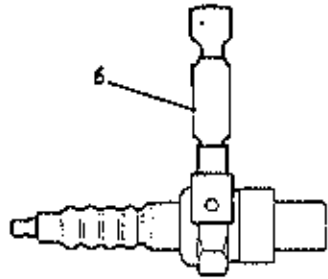
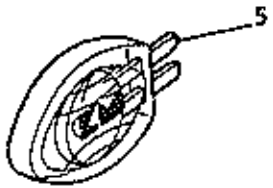
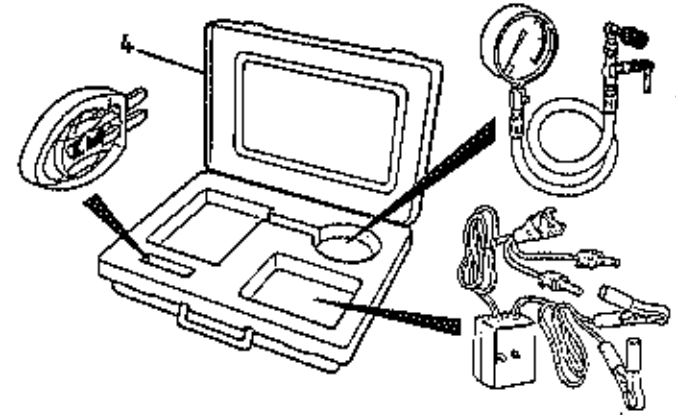
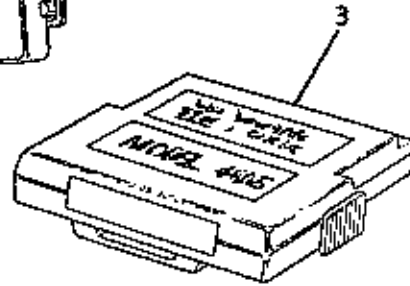
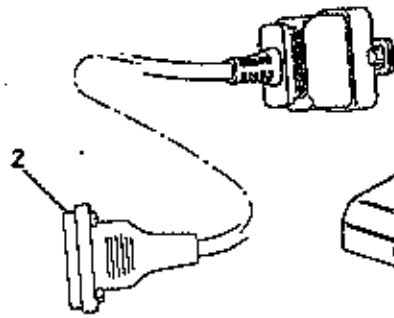
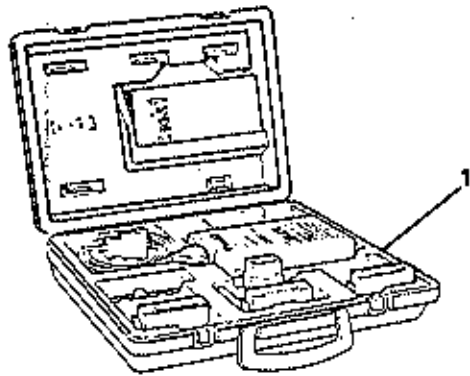


ELAN
6002A



FUNCTION CODE	CONTENTS: Engine Special Tools		QUANTITY		REMARKS
			ALL		
60.02A	PART DESCRIPTION	PART NUMBER			
1	Installer, cam seal	T000T1015F	1		
2	Valve Spring Compressor	T000T1016F	1		
3	Replacer, valve guide	T000T1017F	1		
4	Replacer, valve stem seal	T000T1018F	1		
5	Sump Seal Cutter	T000T1019F	1		
6	Oil Filter Wrench	T000T1020F	1		
	Oil Filter Wrenchlate	T000T1246F	1		
7	Installer, oil pump seal	T000T1021F	1		
	Service Set, piston pin	T000T1022F	1		
	Installer, crank rear seal	T000T1024F	1		

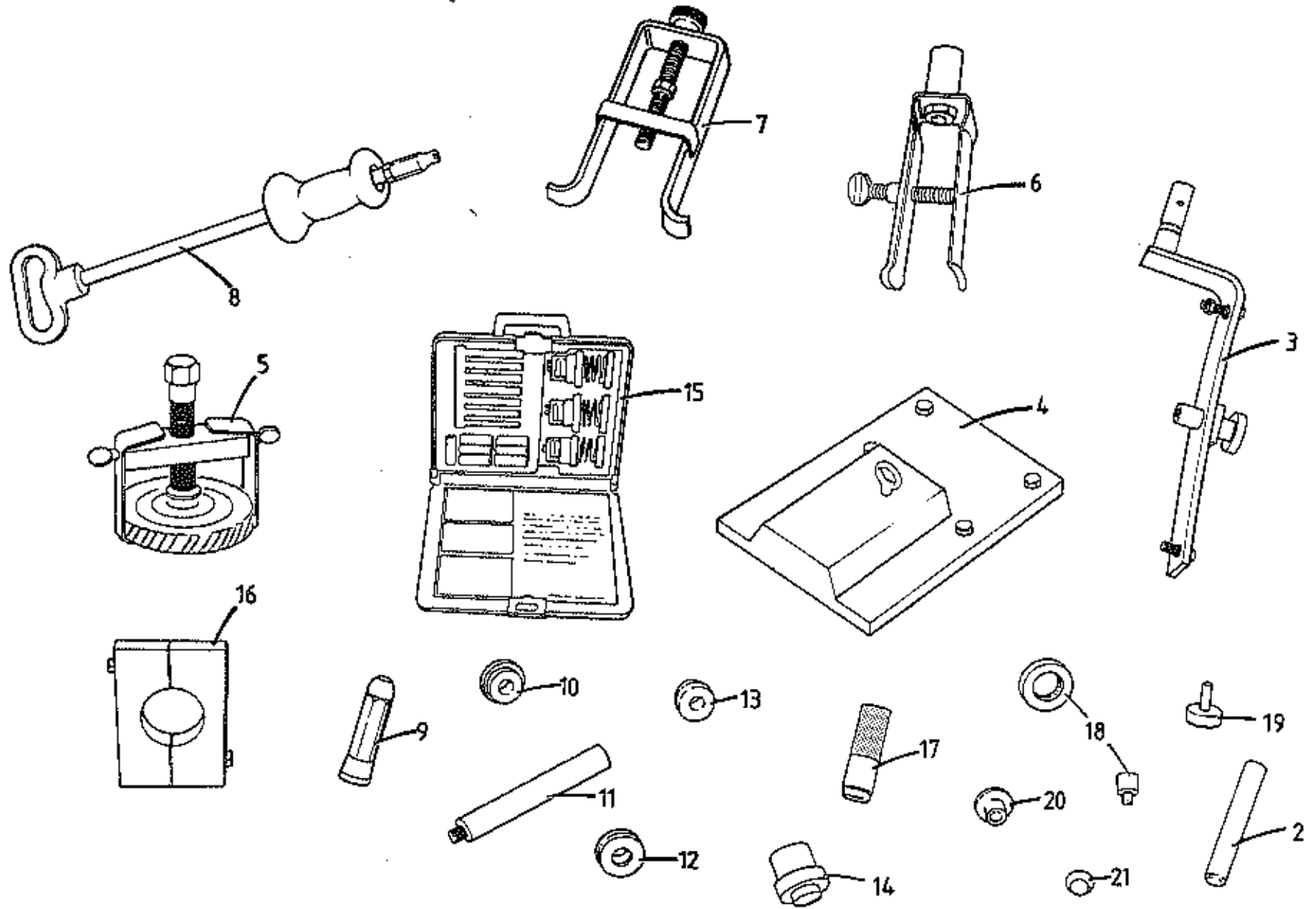
Updated 2nd February 2015



ELAN
60-03A



FUNCTION CODE	CONTENTS: Fuel Injection Special Tools		QUANTITY		REMARKS
	PART DESCRIPTION	PART NUMBER	ALL		
60.03A					
1	'Tech 1' Diagnostic Scanner Kit (no cartridge)	T000T0896F	1		inc. connector lead
2	Connector Lead, 'Tech 1' to ALDL	T000T0897/2	1		
3	Calibration Cartridge, 'Tech 1'	T000T0898/3	1		Level 3 (inc. S.I.R.)
4	Fuel Pressure & Injector Diagnostic Kit	T000T0899F	1		
5	Test Lamp, injectors	T000T0900F	1		inc. in kit
6	Spark Tester	T000T0901F	1		
7	Connector, test kit	T000T0902F	1		
8	Tool, Metri Pack Terminal	T000T0903F	1		
9	Tool, Weather Pack Terminal	T000T0904F	1		
10	Terminal Remover	T000T0905F	1		
11	Vacuum Pump	T000T0907F	1		
12	ALDL Bridge Tool	T000T0909J	1		
14	Fuel Pipe Removal Tool	T000T0989F	1		
15	Fuel Pressure Test Hose	T000T1083F	1		



ELAN
60-04A



FUNCTION CODE	COMMENTS: Transmission Special Tools		QUANTITY		REMARKS
	PART DESCRIPTION	PART NUMBER	ALL		
60.04A					
2	Centre Plate Mandrel, clutch plate alignment Tool, clutch shaft bush	T000T0981F T000T0992F	1 1		
3	Holding Fixture, transmission	T000T0993F	1		
4	Base, transmission holding fixture	T000T0994F	1		
5	Puller, fifth drive gear	T000T0995F	1		
6	" differential bearing race	T000T0996F	1		
7	Puller Bridge	T000T0997F	1		
8	Slide Hammer	T000T0998F	1		
9	Insertor, input shaft seal	T000T0999F	1		
10	Installer, input shaft seal	T000T1000F	1		
11	Handle, bearing installer	T000T1001F	1		
12	Installer, output shaft bearing	T000T1002F	1		
13	" differential bearing cup	T000T1003F	1		
14	Insertor, driveshaft seal	T000T1004F	1		
15	Shim Gauge Set	T000T1005F	1		
16	Remover, output shaft bearing	T000T1007F	1		
17	Replacer, synchroniser/shaft/bearing	T000T1008F	1		
18	Collar, sleeve installer-1	T000T1009F	1		
19	" sleeve installer-2	T000T1010F	1		
20	Installer, shaft bearing	T000T1011F	1		
21	" differential bearing	T000T1012F	1		
	Differential Bearing Pilot	T000T1013F	1		
	Plug, output shaft	T000T1014F	2		

Not Illustrated

60.05A



FUNCTION CODE	CONTENTS: S.I.R; Brakes & Body Special Tools		QUANTITY		REMARKS
			IF APPLIC.		
60.05A	PART DESCRIPTION	PART NUMBER			
NO ILLUS.	(For 'Tech 1' kit, S.I.R. cartridge & connector lead etc., see 60.03A) Digital Volt Ohm Meter	T000T1034F	1		High impedance multimeter used in S.I.R. diagnosis
	Column Load Tool	T000T1035F	1		Used to simulate resistance of inflator module & column components for S.I.R.
	Screen Removal Cutting Wire Tool	A07526169F	1		
	Tool, sliding sleeve cap, front caliper	T000T0986F	1		
	Insertor, rear brake caliper piston	T000T0987F	1		
	Piston Pusher, front & rear calipers	T000T0988F	1		
	Brake Pressure Test Gauge	T000T1090F	1		
	Installer, PAS pump pulley	T000T1030F	1		
	Puller, PAS pulley	T000T1227F	1		